



Robeco Sustainable Global Stars Equities
Fund N.V.

2022

Annual report

Investment company with variable capital incorporated under Dutch law
Undertaking for Collective Investment in Transferable Securities
Chamber of Commerce registration number 24041906

Contents

Report by the manager	4
General information	4
Key figures per share class	7
General introduction	8
Investment policy	9
Investment result	10
Risk management	11
Movements in net assets	13
Remuneration policy	14
Sustainable investing	18
In control statement	20
Annual financial statements	21
Balance sheet	21
Profit and loss account	22
Cash flow statement	23
Notes	24
General	24
Accounting principles	24
Principles for determining the result	25
Principles for cash flow statement	26
Attribution to share classes	26
Risks relating to financial instruments	26
Notes to the balance sheet	31
Notes to the profit and loss account	35
Currency table	38
Schedule of Investments	39
Other information	42
Provisions regarding appropriation of the result	42
Directors' interests	42
Auditor's report by the independent auditor	43
Sustainability disclosure	53

Robeco Sustainable Global Stars Equities Fund N.V.

(investment company with variable capital, having its registered office in Rotterdam, the Netherlands)

Management board (and manager)

Robeco Institutional Asset Management B.V. ('RIAM')

Executive Committee ('ExCo') of RIAM

Robeco Institutional Asset Management B.V. ('RIAM')

Daily policymakers RIAM:

K. (Karin) van Baardwijk CEO*

I.R.M. (Ivo) Frielink (since 1 March 2022)

M.C.W. (Mark) den Hollander*

M.F. (Mark) van der Kroft

A. (Alexander) Preining (since 1 November 2022)

M. (Marcel) Prins (since 1 June 2022)*

V. (Victor) Verberk

A.J.M. (Lia) Belilos-Wessels (until 31 January 2022)

H-C. (Christoph) von Reiche (until 31 March 2022)

* also statutory director

Supervisory directors of RIAM:

M.F. (Maarten) Slendebroek

S. (Sonja) Barendregt-Roojers

S.H. (Stanley) Koyanagi

M.A.A.C. (Mark) Talbot

R.R.L. (Radboud) Vlaar

Depositary and Transfer Agent

J.P. Morgan SE, Amsterdam Branch (as a result of legal merger and name change as from 22 January 2022 legal successor of J.P.

Morgan Bank Luxembourg S.A., Amsterdam Branch)

Strawinskylaan 1135,

NL-1077 XX Amsterdam

Fund managers

Chris Berkouwer

Michiel Plakman

Fund agent and paying agent

ING Bank N.V.

Bijlmerplein 888,

NL-1102 MG Amsterdam

Independent Auditor

KPMG Accountants N.V.

Papendorpseweg 83

NL-3528 BJ Utrecht

Address

Weena 850

PO Box 973

NL-3000 AZ Rotterdam

Telephone +31 (0)10 - 224 12 24

Internet: www.robeco.com

Chamber of Commerce registration number 24041906

Report by the manager

General information

Legal aspects

Robeco Sustainable Global Stars Equities Fund N.V. (the 'fund') is an investment company with variable capital established in the Netherlands. The fund is an Undertaking for Collective Investment in Transferable Securities (UCITS), as referred to in Section 1:1 of the Dutch Financial Supervision Act (hereinafter: 'Wft') and the EU Directive for Undertakings for Collective Investment in Transferable Securities (2014/91/EU, UCITS V). UCITS have to comply with certain restrictions to their investment policy in order to protect investors.

Robeco Institutional Asset Management B.V. ('RIAM') manages the fund. In this capacity, RIAM handles the asset management, risk management, administration, marketing and distribution of the fund. RIAM holds an AIFMD license as referred to in Section 2:65 Wft, as well as a license to manage UCITS as referred to in Section 2:69b Wft. RIAM is moreover authorized to manage individual assets and give advice with respect to financial instruments. RIAM is subject to supervision by the Dutch Authority for the Financial Markets (the 'AFM').

The assets of the fund are held in custody by J.P. Morgan SE, Amsterdam Branch. J.P. Morgan SE, Amsterdam Branch is appointed as the depositary of the fund as referred to in Section 4:62n Wft. The depositary is responsible for supervising the fund insofar as required under and in accordance with the applicable legislation e.g. monitoring the fund's cashflows, monitoring investments, checking whether the net asset value of the fund is determined in the correct manner, checking that the equivalent value of transactions relating to the fund assets is transferred, checking that the income from the fund is used as prescribed in applicable law and regulations and the fund documentation, etc. The manager, the fund and J.P. Morgan SE, Amsterdam Branch have concluded a depositary and custodian agreement. In this agreement the responsibilities of the depositary are described. Besides the abovementioned supervising tasks, the main responsibilities of the depositary are e.g. holding in custody the assets of the fund, establishing that the assets have been acquired by the fund and that this has been recorded in the accounts, establishing that the issuance, repurchase, repayment and withdrawal of the fund's shares takes place in accordance with the fund documentation and applicable law and regulations and carrying out the managers instructions.

The fund is subject to statutory supervision by the AFM. The fund is entered in the register as stated in Section 1:107 Wft.

In April 2022, Robeco fully completed the improvement of the processes in relation to the Dutch Money Laundering and Terrorist Financing (Prevention) Act and Sanctions Act in Robeco Retail, Robeco's on-line execution-only platform, as required by the AFM in 2020, when the AFM issued an order under penalty to Robeco (the "Order"). The AFM has informed us that they have accepted all the improvements and that Robeco has not forfeited any of the penalties under the Order. In connection to this matter, the AFM has imposed an administrative fine of EUR 2 million on 31 March 2022. Robeco has accepted and paid the fine.

Merger of the Depositary, J.P. Morgan Bank Luxembourg S.A.

As part of the implementation of the J.P. Morgan legal entity strategy within Europe, J.P. Morgan Bank Luxembourg S.A. merged into J.P. Morgan AG which at the same time changed its legal form from a German Stock Corporation (Aktiengesellschaft) to a European Company (Societas Europaea), being J.P. Morgan SE (the "Merger").

As from 22 January 2022, J.P. Morgan SE, as the legal successor of J.P. Morgan Bank Luxembourg S.A., continued to act as Depositary through its Amsterdam Branch.

In the remainder of the report, including the notes to the Financial Statements, the new name ("J.P. Morgan SE") is used.

Strategic partnership with Van Lanschot Kempen

Early February 2023, Robeco and Van Lanschot Kempen signed an agreement for a strategic partnership including the transfer of Robeco's online distribution platform for investment services to Van Lanschot Kempen. The partnership fits in with Robeco's strategic focus on its core business in the Dutch and global wholesale and institutional markets. Robeco's clients will retain their current investments under the same conditions at Van Lanschot Kempen, Robeco's investments funds remain available to clients through Van Lanschot Kempen's distribution platform Evi Van Lanschot. The agreement is expected to be closed mid 2023.

Robeco

When 'Robeco' is mentioned it means RIAM as well as the activities of other companies that fall within the scope of Robeco's management.

Supervision by the Supervisory Board of Robeco Institutional Asset Management B.V.

The Supervisory Board of Robeco Institutional Asset Management B.V. supervises the general affairs of Robeco and its businesses as managed by the Management Board and Executive Committee, including the funds under management.

During the meetings of the Supervisory Board, attention was paid, among other things, to developments in the financial markets and the performance of the funds. The interests of clients are considered to be a key issue and, consequently, an important point of focus.

Based on periodic reports, the Supervisory Board discussed the results of the funds with the Management Board and Executive Committee. These discussions focused on the investment results, the development of assets under management as a result of market movements and the net inflow of new money as well as operational matters.

Report by the manager (continued)

General information (continued)

Supervision by the Supervisory Board of Robeco Institutional Asset Management B.V. (continued)

In the meetings of the Audit & Risk Committee of the Supervisory Board, amongst other things the (interim) financial reports of the funds and the reports of the independent auditor were discussed. In addition, risk management, incident management, tax, legal, compliance issues and quarterly reports from internal audit, compliance, legal affairs and risk management were discussed.

Share classes

The ordinary shares are divided into two series, both of which are open. Each series is designated as a share class. The series include the following share classes:

Share class A: Robeco Sustainable Global Stars Equities Fund

Share class B: Robeco Sustainable Global Stars Equities Fund - EUR G.

The management fee for the Robeco Sustainable Global Stars Equities Fund - EUR G share class (without distribution fee) is lower than for the Robeco Sustainable Global Stars Equities Fund share class.

Attribution to share classes

The administration of the fund is such that attribution of the results to the different share classes takes place on a daily basis and pro rata. Issues and repurchases of own shares are registered per share class. The differences between the various share classes are explained in notes 10, 13 and 15 to the financial statements.

Conversion of bearer shares

In the past, the fund issued shares in the form of bearer shares (also known as 'K-certificates'). In connection with the coming into effect of the Dutch Conversion of Bearer Shares Act (Wet omzetting aandelen aan toonder, the 'Act'), the holders of bearer shares had until 31 December 2020 to convert these into registered shares. All bearer shares which have not been converted in time were, on the basis of the Act, acquired by the fund for no consideration per 1 January 2021. From 1 January 2021 through 31 December 2025, holders of K-certificates in the fund may exchange their K-certificate for a replacement registered share. To this end, shareholders should submit their bearer shares through their own bank to the fund agent (ING Bank).

Tax features

On the basis of Section 28 of the Dutch Corporation Tax Act, the fund has the status of a fiscal investment company. This means that 0% corporate income tax is due, providing that, after deducting 15% in Dutch dividend tax, the fund makes its profit available for distribution to shareholders in the form of dividend within eight months of the close of the financial year and satisfies any other relevant regulations.

Liquidity of ordinary shares

The fund is an open-end investment company, meaning that, barring exceptional circumstances, it issues and repurchases ordinary shares on a daily basis at prices approximating net asset value, augmented or reduced by a limited surcharge or discount. The only purpose of this surcharge or discount is to cover the costs incurred by the fund for the entry and exit of investors. The actual maximum surcharge or discount is published on www.robeco.com/en/riam. The surcharges and discounts are recognized in the profit and loss account.

Both the Robeco Sustainable Global Stars Equities Fund and Robeco Sustainable Global Stars Equities Fund - EUR G share class are listed on Euronext Amsterdam¹, Euronext Fund Service segment. In addition, the fund is listed on the stock exchanges of Berlin, Dusseldorf, Frankfurt, Hamburg, Luxembourg, Munich, Vienna and Zurich.

¹ Depending on the distributor, investment may be made in Robeco Sustainable Global Stars Equities Fund or Robeco Sustainable Global Stars Equities Fund - EUR G.

Key investor information and prospectus

A prospectus has been prepared for Robeco Sustainable Global Stars Equities Fund N.V. with information on the fund, the costs and the risks. A key investor information document has been prepared for each share class of the investment company with information on the product and its associated costs and risks. These documents are available free of charge at the fund's offices and at www.robeco.com.

Audit committee tasks

An audit committee must be set up for investment funds that are classified as public interest entities (PIE). The Robeco funds are exempt from appointing an audit committee on the basis of Article 3 of the 'Besluit instelling auditcommissie'. This means that Robeco's funds with PIE status do not have an audit committee. However, the absence of an audit committee does not mean that the associated tasks will be canceled, but that they must have been assigned elsewhere in the Robeco organization. Within Robeco, these tasks will be performed by the Executive Committee of Robeco Institutional Asset Management B.V. (the "ExCo").

Report by the manager (continued)

General information (continued)

Information for investors in the respective countries

The information below applies only to investors in the respective countries.

Representative and paying agent in Switzerland

ACOLIN Fund Services AG, Leutschenbachstrasse 50, CH-8050 Zürich, is appointed as the fund's representative in Switzerland. Copies of the Key Investor Information, the Prospectus, Articles of Association, annual and semi-annual reports, and a list of all purchases and sales in the fund's securities portfolio during the reporting period are available from the above address free of charge.

UBS Switzerland AG, Bahnhofstrasse 45, CH-8001 Zurich, is the fund's paying agent in Switzerland. Postal address: Badenerstrasse 574, Postfach, CH-8098 Zürich.

Information service in Germany

The information address for Germany is Robeco Deutschland, Zweigniederlassung der Robeco Institutional Asset Management B.V., Taunusanlage 19, D-60325 Frankfurt am Main. The prospectus, the Articles of Association and the annual/semi-annual reports may be obtained free of charge from the information address. The prices at which shares are bought and sold are published on www.robeco.de.

Financial services in Belgium

CACEIS Belgium N.V., Havenstraat 86C Bus 320, 1000 Brussels, is appointed as financial services provider in Belgium. The most recent periodic reports, the prospectus and the Key Investor Information and other information about the fund are available from them in Dutch and English.

Report by the manager (continued)

Key figures per share class

Overview 2018-2022

Robeco Sustainable Global Stars Equities Fund	2022	2021	2020	2019	2018	Average
Performance in % based on:						
- Market price ^{1,2}	-15.7	29.4	16.8	32.6	-4.4	10.0
- Net asset value ^{1,2}	-15.7	29.4	16.8	32.3	-3.5	10.2
MSCI World Index ³	-12.8	31.1	6.3	30.0	-4.1	8.7
Dividend in EUR ⁴	1.00	1.00	1.00	1.00 ⁶	1.00 ⁶	
Total net assets ⁵	1.2	1.6	1.4	1.3	1.1	

Robeco Sustainable Global Stars Equities Fund – EUR G	2022	2021	2020	2019	2018	Average
Performance in % based on:						
- Market price ^{1,2}	-15.3	30.1	17.4	33.2	-3.9	10.6
- Net asset value ^{1,2}	-15.2	30.1	17.4	32.9	-3.0	10.8
MSCI World Index ³	-12.8	31.1	6.3	30.0	-4.1	8.7
Dividend in EUR ⁴	1.00	1.00	1.00	1.00 ⁶	1.00 ⁶	
Total net assets ⁵	1.7	2.1	1.7	1.5	1.3	

¹ The differences between the performance based on market price and the performance based on net asset value is caused by the fact that the market price is the NAV of the previous trading day corrected for the surcharge or discount as described under Liquidity of ordinary shares

² Any dividend payments that are distributed in any year are assumed to have been reinvested in the fund.

³ Currencies have been converted at rates supplied by World Market Reuters.

⁴ The dividend per share relates to the reporting year mentioned and is distributed in the following year. The figure for 2022 is a proposal. Further information on the proposed dividend can be found in the section Proposed profit appropriation on page 37.

⁵ EUR x billion.

⁶ In order to meet the tax distribution obligation, a revised dividend proposal for the Robeco Global Stars Equities Fund asset class was submitted to the General Meeting of Shareholders (GMS): This proposal was approved by the GMS.

Report by the manager (continued)

General introduction

Financial markets environment

The year 2022 saw geopolitical upheaval joining elevated macro-economic volatility as the post-Covid economic boom came to an end. Emerging from the Covid pandemic on a strong footing early 2022, the global economy had to grapple with another major shock stemming from Russia's invasion of Ukraine on 24 February 2022. Consequently, the global economic business cycle transitioned from accelerated expansion into a broad based slowdown as rising energy prices dented consumer purchasing power and confidence. Even though, the Ukraine-Russia conflict was difficult to forecast in 2021, the more broad based growth slowdown was in line with our expectations as central banks tightened monetary policy in 2022. However, the nature and maturity of the slowdown showed regional divergencies. As China entered the year 2022, the slowdown was already well underway and the economy recovered as the country abandoned its zero Covid policy in the fourth quarter of 2022. In the US and Europe, the slowdown was in an early stage with both regions still enjoying unusually tight labor markets against a backdrop of resilient services activity by the end of 2022. Whereas the US and China were experiencing a classic boom-bust cycle, Europe was dealt a significant blow with Russian energy imports largely vanishing, resulting in spiking gas prices. Overall, global economic activity decelerated on the back of cooling manufacturing activity and goods based consumption, while demand for services was strong. The latest IMF projections indicate an annualized global real GDP growth to have decelerated from 6.0% in 2021 to 3.2% in 2022.

The year 2022 could be marked as a pivotal year that upended an era of low inflation in developed economies. Annual inflation in both the US and Europe accelerated to 8.6% by the end of June 2022 followed by a moderate easing in the second half for the US while Europe's inflation accelerated further. In the US, inflation declined to 7.7%, while Europe's inflation amounted to 10.1% by November. The highest inflation levels in 40 years in developed economies emerged as a result of a multiplicity of shocks. The unusual strong recovery in goods demand following the 2020 Covid recession (propelled by significant fiscal as well as monetary stimulus) and persisting supply constraints were aggravated by a major negative supply shock to commodities as Russian energy and wheat exports were impaired. The GSCI commodities total return index rose 34.2% in USD in 2022. All in all, these unanticipated shocks and their aftermath proved to have a large impact on inflation dynamics in 2022. Global core inflation, as measured by inflation excluding energy and food prices, gradually determined a larger share of the overall inflation picture as the year 2022 progressed, driven by rising rents, wages and lagged pass through of energy prices in services.

In response, central banks in developed economies embarked on an aggressive monetary tightening cycle in early 2022 to bring inflation back to target via demand destruction, following a similar tightening cycle initiated by emerging market central banks. Determined to contain inflation, the Fed raised policy rates from 0.25% to 4.5% during the year while also the ECB ended its negative policy rate regime and brought its policy rate to 2%. This pace of rate hikes has been unprecedented. Several leading inflation indicators have rolled over in the second half of 2022, hinting at fading supply and demand imbalances that initially spurred inflation. Attesting to central bank credibility in tackling inflation, long term inflation expectations have remained well behaved.

Except for cash and commodities, there were very few places to hide in 2022. Sovereign fixed income experienced the worst losses since the 19th century (global government bonds hedged to euro lost 14.1%) at a time when equity markets underwent a significant derating (the MSCI World hedged to euro shed 17.9%). The long standing TINA (there is no alternative for risky assets) narrative faltered as risk free assets started to offer competitive yields.

Markets outlook

The significant valuation adjustments in asset markets are by now largely reflective of peak policy rates. Given an expected decline of inflation, global central banks will eventually cease their tightening cycles as the economic slowdown has been set in motion. This might imply that government bond yields are close to their peak. Peak government bond yields, a declining inflation trajectory and slower economic growth or even a recession, will prove to be a positive mix for government bond returns in 2023. The economic circumstances might prove more difficult for corporate bonds as credit spreads normally peak only halfway the recession. The lagged effect of the surge in real policy rates on corporate earnings and defaults has yet to materialize into 2023. Equity valuations have declined significantly, and as such expected returns for equity have improved. The risk for equities is a larger than expected decline in earnings on the back of a weak economy. The worsening of financial conditions, elevated geopolitical uncertainty and the lagged impact of a historic rise in real rates on highly levered segments of the global economy leaves a nonnegligible risk to the consensus opinion for a mild global recession in 2023.

In the first quarter 2023 uncertainties around a number of US banks and Credit Suisse resulted in financial market turmoil and amongst others triggered measures by Central Banks and supervisory bodies. For now, the situations both in the US and Credit Suisse appear to be stabilizing, but caution remains required. Some of our portfolios are invested in equity or bonds of the institutions affected. The extent of which differs and depends on the investment strategy. Some of the banks involved were also active as brokers used by Robeco. Since they are continuously being monitored in line with our risk management framework, Robeco was able to take swift action to identify and limit exposure to these parties. Additionally, in terms of counterparty exposure (e.g. due to parties being counterpart in derivatives or lending) similar steps were taken. Within Robeco the Financial Crisis Committee (FCC) handles situations like these. The FCC is called upon in case of a (potential) financial distress event substantially impacting the inherent risk profile of client portfolios managed by Robeco. The objective of the FCC is to protect the interests and positions of our clients and of Robeco itself. The FCC has convened a number of times to monitor and discuss the situation.

Report by the manager (continued)

Investment policy

Introduction

The fund is a globally invested equity fund that has been in existence since 1929, making it one of the oldest existing investment companies in the Netherlands.

Investment objective

The fund has the objective of offering asset growth in the long term while at the same time aiming for a better sustainability profile compared to the MSCI World Index by promoting certain ESG (i.e. Environmental, Social and corporate Governance) characteristics and integrating sustainability risks in the investment process. The Fund also aims for an improved environmental footprint compared to the MSCI World Index.

Robeco Sustainable Global Stars Equities Fund N.V. is classified as Article 8 under the SFDR. More information is available in the precontractual SFDR disclosures of the fund on our website. Attached to this annual report the Annex IV disclosure can be found with detailed information on the achievement of the sustainability goals over the reporting period.

Implementation of the investment policy

We maintain a high-quality portfolio with a better profile in terms of return on invested capital versus the benchmark. The portfolio also has a higher free cashflow yield compared to the benchmark. In addition, the portfolio has a better sustainability profile versus the reference index in terms of Environmental, Social and Governance (ESG) criteria, as well as a better environmental footprint versus the reference index in terms of water usage, waste generation and greenhouse gas emissions.

The portfolio is positioned for a slowdown of the global economy, and is geared towards rising interest rates. We have moderated our position in growth names and have balanced the portfolio more towards a blend between value and growth names. From a bottom-up perspective, the portfolio is very much geared towards high-quality names with a focus on high ROIC (Return On Invested Capital), high FCF yield (Free Cash Flow) and a good sustainability profile. From a sector perspective, we are most overweight in the healthcare and information technology sectors and are underweight in sectors that are more cyclical like industrials and materials and sectors with bond-like characteristics such as the utilities sector.

Currency policy

The currency policy is based on the benchmark weights. We hedge all currencies back to benchmark positions, in order not to take active currency bets. For further quantitative information on currency risk we refer to the information on currency risk provided on page 26.

Policy on derivatives

In constructing the portfolio for Robeco Sustainable Global Stars Equities Fund N.V., individual stocks form our starting point (bottom-up selection process). Our stock selection forms the basis for allocation to regions and countries. A top-down check is then performed on this allocation to regions and countries to establish whether the allocation complies with our knowledge of these countries and regions and/or the risks involved. The weights for regions and countries can be adjusted during this process with the aid of futures. We have not made use of equity futures during 2022.

Report by the manager (continued)

Investment result

Net investment result per share class

Share class	Price in EUR x 1 31/12/2022	Price in EUR x 1 31/12/2021	Dividend paid in June 2022 ¹	Investment result in reporting period in % ²
<i>Robeco Sustainable Global Stars Equities Fund</i>			1.00	
- Market price	55.08	66.45		-15.7
- Net asset value	55.13	66.45		-15.7
<i>Robeco Sustainable Global Stars Equities Fund - EUR G</i>			1.00	
- Market price	60.83	72.92		-15.3
- Net asset value	60.88	72.92		-15.2

¹ Ex-dividend date.

² Any dividend payments that are distributed in any year are assumed to have been reinvested in the fund.

Net earnings per share ¹

EUR x 1	2022	2021	2020	2019	2018
Robeco Sustainable Global Stars Equities Fund					
Direct investment income	0.83	0.75	0.75	0.80	0.78
Indirect investment income	-10.52	15.09	7.22	11.05	-1.57
Management costs, service fee and other costs	-0.69	-0.68	-0.54	-0.47	-0.42
Net result	-10.38	15.16	7.43	11.38	-1.21
Robeco Sustainable Global Stars Equities Fund – EUR G					
Direct investment income	0.91	0.82	0.81	0.86	0.84
Indirect investment income	-11.57	16.53	7.85	11.93	-1.69
Management costs, service fee and other costs	-0.43	-0.42	-0.32	-0.28	-0.25
Net result	-11.09	16.93	8.34	12.51	-1.10

¹ Based on the average amount of shares outstanding during the reporting year. The average number of shares is calculated on a daily basis.

Over the reporting period, Robeco Sustainable Global Stars Equities Fund N.V. generated a return of -14.7% (gross of fees in EUR), against a return of -12.8% for its reference index, the MSCI World Index (net return in EUR).

In 2022, the portfolio had a negative relative performance versus the benchmark. Strong stock picking in the sectors of Healthcare (Eli Lilly, AstraZeneca, UnitedHealth, Elevance Health) and Technology (Aspen Tech, Visa) were offset by weaker stock selection in Financials (Capital One), and Materials (Crown Holdings). Even though Cheniere Energy was the top contributor over 2022 and also biofuel refiner Neste Oyj contributing positively, it was not enough to offset strong performances of other Energy names in the sector where we do not hold any other positions given ESG considerations. Good sector allocation towards Healthcare and Energy contributed to performance, while the reverse has been true in the Consumer Staples and Technology sectors. In general, 2022 has proven to be a challenging year for sustainability funds, especially given the investment limitations in areas such as Aerospace & Defense, Tobacco and Energy which all enjoyed good relative performances during the year. Little to no exposure to such areas contributed negatively to the performance compared to the reference index over the course of 2022.

During the reporting period, the overall sustainability profile of the fund was improved further by focusing on material information with regards to Environmental, Social and Governance factors. Furthermore, we have over half of our holdings under active engagement either within Robeco's thematic engagement programs or under more company-specific engagement topics related to Environmental, Social and/or Governance issues. In addition, the environmental profile of the fund in terms of water use, waste generation and greenhouse gas emissions of the fund remained well below that of the benchmark. The fund has an environmental profile that is more than 60% better than the reference index average.

Report by the manager (continued)

Investment result (continued)

Return and risk

The tracking error is a frequently used measure to gauge portfolio risk. It indicates the degree to which positions in the portfolio can diverge from those in the benchmark. The tracking error for the fund was 3.4% for the reporting period.

Another measure used is the active part of the portfolio, the active share. This is the part that diverges from the benchmark. For instance, if Microsoft has a weight of 3% in the benchmark and a weight of 5% in the Robeco portfolio, the active part for this position is 2%. In comparison: an index-tracking fund, or ETF, that follows the benchmark has an active share of close to zero.

A third measure of risk is the portfolio's beta, a means of gauging the degree to which the portfolio moves along with the market. A portfolio with a beta above 1 is subject to greater fluctuations than the market. The fund's beta came to 0.93 at the end of the reporting period, thus slightly less than 1. Clearly, the value of beta does not represent a goal in itself but rather results from the stocks selected for the portfolio.

The fund has a long-term investment horizon of three to five years: we buy stocks that we expect to remain in the portfolio for an average of three to five years.

Risk management

The presence of risks is inherent to asset management. It is therefore very important to have a procedure for controlling these risks embedded in the RIAM's day-to-day operations. The manager (RIAM) ensures that risks are effectively controlled via the three lines model: RIAM management (first line), the Compliance and Risk Management departments (second line) and the Internal Audit department (third line).

The management of RIAM is primarily responsible for risk management as part of its day-to-day activities. The Compliance and Risk Management departments develop and maintain policy, methods and systems that enable the management to fulfill their responsibilities relating to risk. Furthermore, portfolios are monitored by these departments to ensure that they remain within the investment restrictions under the Terms and Conditions for Management and Custody and the prospectus, and to establish whether they comply with the internal guidelines. The Risk Management Committee decides how the risk management policies are applied and monitors whether risks remain within the defined limits. The Internal Audit department carries out audits to assess the effectiveness of internal control.

RIAM uses a risk management and control framework that helps control all types of risk. Within this framework, risks are periodically identified and assessed as to their significance and materiality. Internal procedures and measures are focused on providing a structure to control both financial and operational risks. Control measures are included in the framework for each risk. Active monitoring is performed to establish the effectiveness of the procedures and measures of this framework.

Operational risk

Operational risk is the risk of loss as a result of inadequate or failing processes, people or systems. Robeco constantly seeks opportunities to simplify processes and reduce complexity in order to mitigate operational risks. Robeco uses systems that can be seen as the market standard for financial institutions. The use of automation increases the risk associated with IT. This risk can be divided into three categories. The risk of access by unauthorized persons is managed using preventive and detective measures to control access to both the network and systems and data. Processes such as change management and operational management provide for monitoring of an operating system landscape. Finally, business continuity measures are in place to limit the risk of breakdown as far as possible and to recover operational status as quickly as possible in the event of a disaster. The effectiveness of these measures is tested periodically by means of internal and external monitoring.

Compliance risk

Compliance & Integrity risks embody the risk of corporate and individual behaviour that leads to insufficient compliance with laws and regulations and internal policies to such an extent that in the end this may cause serious damage to confidence in Robeco and in the financial markets. Robeco's activities – collective and individual portfolio management – are subject to European and local rules of financial supervision. Observance of these rules is supervised by the national competent authorities (in the Netherlands the Authority for the Financial Markets, AFM and the Central Bank of the Netherlands, DNB). It is in the interest of both Robeco and the investors in Robeco-managed funds that Robeco complies with all the applicable laws and regulations.

In April 2022, Robeco fully completed the improvement of the processes in relation to the Dutch Money Laundering and Terrorist Financing (Prevention) Act and Sanctions Act in Robeco Retail, Robeco's on-line execution-only platform, as required by the AFM in 2020, when the AFM issued an order under penalty to Robeco (the "Order"). The AFM has informed us that they have accepted all the improvements and that Robeco has not forfeited any of the penalties under the Order. In connection to this matter, the AFM has imposed an administrative fine of EUR 2 million on 31 March 2022. Robeco has accepted and paid the fine.

With regard to the funds and counterparties, Robeco follows applicable sanctions of the Netherlands, UN, EU, UK and US, as amended and/or supplemented from time to time, and any mandatory (investment) restrictions deriving therefrom. In case of conflicting sanctions the applicable sanctions from the EU will prevail at all times. In 2022, Russia has committed a violation of international law by invading a sovereign state. While Robeco didn't own Russian sovereign bonds, Robeco has officially excluded these bonds for the funds and placed buying restrictions on Russian equities and corporate bonds.

Report by the manager (continued)

Risk management (continued)

The past few years the level of regulation has increased consistently while the regulatory environment is evolving as well by moving from a principle-based to a more rule and evidence based environment. Robeco actively follows these regulatory developments and is in continuous effort to incorporate all regulatory changes to ensure compliance with rules and regulations. Robeco performs annual Systematic Integrity Risk Assessments (SIRAs) to further identify and assess compliance and integrity risks and the control measures that mitigate these risks. If needed, follow-up actions will be discussed with the business to further mitigate the integrity risks.

Changes in the field of legislation and regulation that could affect the funds managed by Robeco also took place in 2022.

The new EU regulatory framework on sustainable finance, consisting of multiple pieces of legislation, including the new Sustainable Finance Disclosure Regulation (SFDR), Taxonomy Regulation and amendments to existing frameworks (including the UCITS Directive and AIFMD), introduced extended reporting and disclosures, aiming for increased comparability between sustainable funds and to avoid greenwashing. The framework also requires the integration of sustainability (risks) in the organization, governance, risk management and investment processes of Robeco. The requirements entered into force in 2021. In 2022 additional work has been undertaken to further implement the detailed SFDR Regulatory Technical Standards and Robeco disclosed the detailed sustainability related information of Robeco-managed funds, the so called article 6, 8, 9 disclosures.

Robeco Sustainable Global Stars Equities Fund N.V. is classified as Article 8 under the SFDR. More information is available in the precontractual SFDR disclosures of the fund on our website. Attached to this annual report the Annex IV disclosure can be found with detailed information on the achievement of the sustainability goals over the reporting period.

Furthermore, Robeco implemented the new Key Investor Document for its funds offered to retail clients in line with the Packaged Retail Investment & Insurance -based Products (PRIIPs) which entered into force as of 1 January 2023.

Outsourcing risk

The risk of outsourcing the activities is that the third party cannot meet its obligations, despite the existing contracts, and that the fund may incur a loss that cannot or cannot always be recovered from the third party.

Fraud risk

Having a strong reputation for integrity is crucial for Robeco to safeguard market confidence and public trust. Fraud can undermine this confidence and trust. Therefore Robeco has implemented a central approach to mitigate fraud risk, including but not limited to actions to reduce fraud risk and assessments on the effectiveness of internal controls to reduce fraud risk. Two Anti-Fraud Officers (AFOs) are appointed, one from Operational Risk Management (ORM) focusing on External Fraud and one from Compliance, focusing on Internal Fraud. These AFOs are the first point of contact for any fraud risk indications and need to ensure that these are dealt with timely and effectively. The AFOs have the following tasks:

- Perform a periodical Fraud Risk Assessments and report the outcome towards the Entity Risk Management Committee (ERMC) and the Audit & Risk Committee (A&RC);
- Perform a gap analysis to identify missing controls in the RCF;
- Aligning with IT Security on anti-fraud measures implemented and ways to further improve fraud detection; and
- Monitor the proper follow-up of internal and external fraud incidents.

The risk of fraud inherently exists within each department of RIAM. Mitigating measures have been implemented within RIAM, such as segregation of duties between for example portfolio management, trading and mid- and back office. Such measures limit the actual risk of internal fraud. Although there is always the (inherent) risk of internal fraud from overriding or bypassing the internal controls, Robeco considers this a limited risk due to amongst other the organizational setup with a proper segregation of assets; no (fund) assets (e.g. equities and bonds) can be stolen, as these are held by the custodians who only act upon instructions following the agreed upon processes and authorizations.

Developments Financial Risk Management

Robeco has been continuously working to further enhance its risk management methodologies, infrastructure and processes.

To further improve the risk infrastructure and the storage of risk data, the risk Datawarehouse is being enhanced. Development of the Datawarehouse takes place in close cooperation the vendor of our risk management platform. A more centralized storage of risk data allows for improved operational efficiency throughout the company.

In 2022, we enhanced our sustainability risk framework and ensured that this is reflected in all external documentation. The sustainability risk policy describes sustainability risk limits and controls, and the way in which any possible risk exceedances are addressed. The Sustainability Risk Policy is fully aligned with the Sustainable Financial Disclosure Regulation (SFDR). Alongside, we expanded the monitoring of sustainability risks in the product range of Robeco. This includes a dashboard to identify outliers and the enhancement and expansion of our climate risk scenarios.

A quantification of the risks can be found in the notes to the financial statements on pages 26 through 30.

Report by the manager (continued)

Movements in net assets

During the reporting period the net assets of Robeco Sustainable Global Stars Equities Fund fell by EUR 751.4 million to EUR 2,980.8 million. This decrease can be explained by the following items. On balance, shares were redeemed to the amount of EUR 139.5 million. The net loss resulted in the decrease of the assets by EUR 560.1 million. EUR 51.8 million was distributed in dividend.

Survey of movements in net assets

	2022 EUR' 000	2021 EUR' 000
Assets at opening date	3,732,116	3,066,366
Company shares issued	128,258	118,744
Company shares repurchased	(267,746)	(279,681)
Situation on closing date	3,592,628	2,905,429
Investment income	45,539	43,247
Receipts on surcharges and discounts on issuance and repurchase of own shares	167	268
Management fee	(23,462)	(24,323)
Service fee	(5,023)	(5,156)
	17,221	14,036
Changes in value	(577,280)	867,172
Net result	(560,059)	881,208
Dividend paid	(51,816)	(54,521)
Assets at closing date	2,980,753	3,732,116

Report by the manager (continued)

Remuneration policy

The fund itself does not employ any personnel and is managed by Robeco Institutional Asset Management BV (hereafter 'RIAM'). In the Netherlands, persons performing duties for the fund at management-board level and portfolio managers are employed by Robeco Nederland B.V. The remuneration for these persons comes out of the management fee.

This is a reflection of the Remuneration Policy of RIAM. The remuneration policy of RIAM applies to all employees of RIAM. The policy follows applicable laws, rules, regulations and regulatory guidance including, without limitation, chapter 1.7 of the Wft, article 5 of SFDR, the ESMA Remuneration Guidelines under UCITS, the ESMA Remuneration Guidelines under AIFMD and the ESMA Guidelines under MIFID.

Responsibility for and application of the policy

The RIAM Remuneration Policy is determined and applied by and on behalf of RIAM with the approval, where applicable, of the Supervisory Board of RIAM on the advice of the Nomination & Remuneration Committee (a committee of the Supervisory Board of RIAM) and, where applicable, the shareholders (Robeco Holding B.V. and ORIX Corporation Europe N.V.).

Introduction and scope

Employees and their knowledge and capabilities are the most important asset of RIAM. In order to attract and retain staff that allows RIAM to provide value to RIAM's clients and satisfy the clients' needs, fixed and variable remuneration is vital. It is equally vital to reward talent and performance fairly and competitively. In line with RIAM's reputation as a leader in sustainability, RIAM compensates its employees and applies its policy in a non-discriminatory and gender-neutral manner.

Key objective of the Remuneration Policy are:

- to stimulate employees to act in our clients' best interests and to prevent potential conduct of business and conflict of interest risks, adversely affecting the interests of clients;
- to support effective risk management and avoid employees taking undesirable risks, taking into account the internal risk management framework;
- to ensure a healthy corporate culture, focused on achieving sustainable results in accordance with the long-term objectives of RIAM, its clients and other stakeholders;
- to ensure consistency between the remuneration policy and environmental, social and governance risks and sustainable investment objectives by including these risks in the key performance indicators (KPIs) used for the determination of variable compensation of individual staff members;
- to provide for a market competitive remuneration to retain and attract talent.

The remuneration policy in a broader perspective

In general, RIAM aims to align its remuneration policy and practices with its risk profile, its function and the interests of all its stakeholders. RIAM's approach to remuneration is intended to attract, motivate and retain colleagues who have the necessary skills, capabilities, values and behaviors needed to deliver on its strategy. This policy and RIAM's remuneration practices aim to (i) reward success whilst avoiding to reward for failure and (ii) maintain a sustainable balance between short and long-term value creation and build on RIAM's long-term responsibility towards its employees, clients, shareholders and other stakeholders.

RIAM is an asset manager with Dutch roots and nearly a century of operations

Established in Rotterdam in 1929, RIAM offers investment management and advisory services to institutional and private investors. In addition, RIAM manages and distributes a variety of investment funds in and outside of the Netherlands. As an asset manager, RIAM is also acutely aware of its role in the transition to a more sustainable future.

RIAM's remuneration policy is shaped by regulation and finetuned by its stakeholders

RIAM is active in a sector that is strictly regulated, impacting every aspect of its business model – including its remuneration policy and practices. A common denominator between the various sectoral remuneration regulations to which RIAM is subject, is that they all endeavor to align, at least in general terms, the interests of covered institutions with those of its stakeholders, for example through the use of deferral mechanisms, retention periods and restrictions on disproportionate ratios between fixed and variable remuneration.

Closely observing these requirements – in text and spirit – in constructing its remuneration approach and this remuneration policy, is a first step for RIAM to ensure alignment between its remuneration and the interests of its key stakeholders.

RIAM's remuneration policy seeks to strike a balance between its function as a trusted asset manager for institutional and retail clients on the one hand and its desire to offer RIAM's employees a well-balanced and competitive remuneration package on the other hand – recognizing the inherent risks to the former posed by the latter. RIAM believes that the balance between the interests of these two key stakeholders (clients and employees) are served by the use of specific performance criteria (KPIs), such as those emphasizing customer centricity.

The annual variable remuneration within RIAM in principle does not exceed 200% of fixed remuneration. A limit RIAM considers appropriate in light of the market and global arena in which it operates.

Finally, in recognition of RIAM's responsibilities to Dutch – and global – society in combatting climate change, RIAM has explicitly integrated sustainability risk factors in the performance indicators of relevant employees, so that their remuneration can be aligned with sustainability risk management.

Report by the manager (continued)

Remuneration policy (continued)

The remuneration policy in a broader perspective (continued)

RIAM's approach to remuneration is subject to constant monitoring and change

RIAM constantly seeks and receives input from clients, employees (both through the works council and in other settings), its shareholder, regulators and other stakeholder groups about its remuneration approach, enhancing the link between remuneration outcomes and stakeholder interests.

RIAM has set-up robust governance and monitoring arrangements to ensure its remuneration policy and approach remain aligned not just with applicable law, but also with the interests of its stakeholders.

Remuneration elements

When determining the total remuneration of employees, RIAM periodically performs a market benchmark review. All remuneration awarded to RIAM employees can be divided into fixed remuneration (payments or benefits without consideration of performance criteria) and variable remuneration (additional payments or benefits, depending on performance).

Fixed remuneration - Monthly fixed pay

Each individual employee's monthly fixed pay is determined based on their function and/or responsibility and experience according to the RIAM salary ranges and with reference to the benchmarks of the investment management industry in the relevant region. The fixed remuneration is sufficiently high to remunerate the professional services rendered, in line with the level of education, the degree of seniority, the level of expertise and skills required, job experience, the relevant business sector and region.

Fixed remuneration - Temporary allowances

Under certain circumstances, temporary allowances may be awarded. In general, such allowances are solely function and/or responsibility based and are not related to the performance of the individual employee or RIAM as a whole. Allowances are granted pursuant to strict guidelines and principles.

Variable remuneration

The variable remuneration pool is established based on the financial results and includes a risk assessment on the total actual variable remuneration pool. In such assessment both financial and non-financial risks are taken into account, consistent with the risk profile of RIAM, the applicable businesses and the underlying client portfolios. When assessing risks, both current and future risks that are taken by the staff member, the business unit and Robeco as a whole are taken into account. This is to ensure any variable remuneration grants are warranted in light of the financial strength of the company and effective risk management.

To the extent that the variable remuneration pool allows, each employee's variable remuneration will be determined at the reasonable discretion of RIAM, taking into account the employee's behavior and individual and team and/or the department's performance, based on pre-determined financial and non-financial performance factors (KPIs). Poor performance or unethical or non-compliant behavior will reduce individual awards or can even result in no variable remuneration being awarded at all. Furthermore, the variable remuneration of all RIAM staff is appropriately balanced with the fixed remuneration.

The KPIs for investment professionals are mainly based on the risk-adjusted excess returns over one, three and five years. For sales professionals, the KPIs are mostly related to the net run rate revenue, and client relationship management. The KPIs should not encourage excessive risk-taking. Furthermore, sustainability KPIs are set to ensure decisions are taken in line with the sustainability risk considerations related to investment strategies and also facilitate the implementation of relevant ESG risk-related factors consistent with our sustainability risk policy. The KPIs for support professionals are mainly non-financial and role-specific. KPIs for Control Functions are predominantly (70% or more) function and/or responsibility specific and non-financial in nature. KPIs may not be based on the financial results of the part of the business they oversee in their monitoring role. At least 50% of all employees' KPIs are non-financial.

Payment and deferral of variable remuneration and conversion into instruments

Unless stated otherwise in this paragraph, variable remuneration up to EUR 50,000 is paid in cash immediately after being awarded. If an employee's variable remuneration exceeds EUR 50,000, 60% is paid in cash immediately and the remaining 40% is deferred and converted into instruments, as shown in the table below. These instruments are 'Robeco Cash Appreciation Rights' (R-CARs), the value of which reflects the financial results over a rolling eight-quarter period of all direct or indirect subsidiaries of Robeco Holding B.V.

	<i>Year 1</i>	<i>Year 2</i>	<i>Year 3</i>	<i>Year 4</i>
Cash payment	60%			
R-CARs redemption		13.34%	13.33%	13.33%

Report by the manager (continued)

Remuneration policy (continued)

Remuneration elements (continued)

Severance payments

No severance is paid in case of voluntary resignation of the employee or in case of dismissal of the employee for seriously culpable behavior. Severance payments to daily policy makers as determined in the Wft are capped at 100% of fixed remuneration and no severance shall be paid to daily policy makers in case of dismissal due to a failure of the institution, e.g., in case of a request for state aid or if substantial sanctions are imposed by the regulator.

Additional rules for Identified Staff

The rules below apply to Identified Staff. These rules apply in addition to the existing rules as set out above and will prevail in the event of inconsistencies. Identified Staff is defined as employees who can have a material impact on the risk profile of RIAM and/or the funds it manages. Identified Staff includes:

- members of the governing body, senior management, (senior) portfolio management staff and the heads control functions (Compliance, Risk Management, Internal Audit);
- other risk-takers as defined in the AIFMD and UCITS V, whose total remuneration places them in the same remuneration bracket as the group described above.

Monitoring and Control Staff

The following rules apply to the fixed and variable remuneration of Monitoring and Control Staff:

- The fixed remuneration is sufficient to guarantee that RIAM can attract qualified and experienced staff.
- The business objectives of Monitoring and Control Staff are predominantly role-specific and non-financial.
- The financial business objectives are not based on the financial results of the part of the business that the employee covers in his or her own monitoring role.
- The appraisal and the related award of remuneration are determined independently of the business they oversee.
- The above rules apply in addition to the rules which apply to the Identified Staff if an employee is considered to be part of both the Monitoring or Control Staff and Identified Staff.
- The remuneration of the Head of Compliance, Head of Internal Audit and the 2 Heads of Risk Management (Head of Risk and Head of Investment Restrictions) falls under the direct supervision of the Nomination & Remuneration Committee of the Supervisory Board of RIAM.

Identified Staff

The following rules apply to the fixed and variable remuneration of Identified Staff:

- The fixed remuneration is sufficient to guarantee that RIAM can attract qualified and experienced staff.
- Part of the variable remuneration is paid in cash and part of it is deferred and converted into instruments, based on the payment/redemption table below. The threshold of EUR 50,000 does not apply. In the occasional event that the amount of variable remuneration is more than twice the amount of fixed remuneration, the percentages between brackets in the table below will apply.

	Year 1	Year 2	Year 3	Year 4	Year 5
Cash payment	30% (20%)	6.67% (10%)	6.66% (10%)	6.66% (10%)	
R-CARs redemption		30% (20%)	6.67% (10%)	6.66% (10%)	6.66% (10%)

Risk control measures

RIAM has identified the following risks that must be taken into account in applying its remuneration policy:

- misconduct or a serious error of judgement on the part of employees (such as taking non-permitted risks, violating compliance guidelines or exhibiting behavior that conflicts with the core values) in order to meet business objectives or other objectives
- a considerable deterioration in Robeco's financial result becomes apparent
- a serious violation of the risk management system is committed
- evidence that fraudulent acts have been committed by employees
- behavior that results in considerable losses.

The following risk control measures apply, all of which are monitored by the Supervisory Board of RIAM.

Ex-post risk assessment claw back – for all employees

RIAM may reclaim all or part of the variable remuneration paid if (i) this payment was made on the basis of incorrect information, (ii) in the event that fraud has been committed by the employee, (iii) in the event of serious improper behavior on the part of the employee or serious negligence in the performance of his or her tasks, or (iv) in the event of behavior that has resulted in considerable losses for the organization. ;

Report by the manager (continued)

Remuneration policy (continued)

Risk control measures (continued)

Ex-post risk assessment malus – for Identified Staff

Before paying any part of the deferred remuneration, RIAM may decide, as a form of ex-post risk adjustment, to apply a malus on the following grounds:

- evidence of fundamental misconduct, error and integrity issues by the staff member (e.g. breach of code of conduct, if any, and other internal rules, especially concerning risks);
- a staff member having caused a considerable deterioration in the financial performance of RIAM or any fund managed by it, especially to the extent this performance was relevant to the award of variable remuneration;
- a significant deficiency in the risk management of RIAM or any fund managed by it; or
- significant changes in the overall financial situation of RIAM.

Ex-ante risk assessment – for Identified Staff

Before granting an in-year variable remuneration to Identified Staff, RIAM may decide, as a form of ex-ante risk adjustment, to apply a reduction or even reduce the variable remuneration proposal to zero in case of compliance and risk related matters, collectively or individually.

Approvals

In accordance with RIAM's governance, the remuneration of the Management Board is determined by the shareholder (ORIX Corporation Europe N.V.), based on a proposal from the Supervisory Board of RIAM who has been advised by the Nomination & Remuneration Committee of the Supervisory Board of RIAM. The remuneration of employees earning in total more than EUR 500,000 per annum requires the approval of the Supervisory Board of RIAM (advised by the Nomination & Remuneration Committee of the Supervisory Board of RIAM) as well as the shareholder.

Annual audit

Internal Audit audits the remuneration process annually, as well as verifying the implementation of possible amendments to it and that remuneration has been in compliance with the policy.

Remuneration in 2022

Of the total amounts granted in remuneration¹ by RIAM in 2022 to the RIAM's Board, Identified Staff and Other Employees, the following amounts are to be assigned to the fund:

Remuneration in EUR x 1

Staff category	Fixed pay for 2022	Variable pay for 2022
Board (3 members)	35,435	43,636
Identified Staff (102) (ex Board)	398,503	308,090
Other employees (730 employees)	1,343,826	415,570

The total of the fixed and variable remuneration charged to the fund is EUR 2,545,060. Imputation occurs according to the following

$$\text{key: Total remuneration (fixed and variable) x } \frac{\text{Total fund assets}}{\text{Total assets under management (RIAM)}}$$

The fund itself does not employ any personnel and has therefore not paid any remuneration above EUR 1 million.

¹ The remunerations relate to activities performed for one or more Robeco entities.

Remuneration manager

The manager (RIAM) has paid to 2 employees a total remuneration above EUR 1 million.

Report by the manager (continued)

Sustainable investing

Safeguarding economic, environmental and social assets is a prerequisite for a healthy economy and the generation of attractive returns in the future. Robeco's mission therefore, is to enable our clients to achieve their financial and sustainability goals by providing superior investment returns and solutions. We are an active owner, we integrate material ESG issues systematically into our investment processes, we have a net zero roadmap in place and a broad range of sustainable solutions. Responsibility for implementing Sustainable investing lies with the CIO Fixed Income and Sustainability, who also has a seat on Robeco's Executive Committee.

Focus on stewardship

Fulfilling our responsibilities in the field of stewardship forms an integral part of Robeco's approach to Sustainable investing. A core aspect of Robeco's mission is fulfilling our fiduciary duties towards our clients and beneficiaries. Robeco manages investments for a variety of clients with different investment needs. We always strive in everything we do to serve our clients interests to the best of our ability. We publish our own stewardship policy on our website. This policy describes how we deal with possible conflicts of interest, how we monitor the companies in which we invest, how we conduct activities in the field of engagement and voting, and how we report on our stewardship activities. To mark our strong commitment to stewardship, we are signatories to many different stewardship codes across the globe.

ESG at the forefront in 2022 Proxy Season:

ESG topics took center stage in the 2022 proxy season as companies came under unprecedented scrutiny over their ESG performance. The season saw a growing number of ESG-focused shareholder proposals addressing a broader and more diverse set of topics. The significant support for these proposals highlighted the urgent need for companies to step up their ESG efforts to meet the growing expectations of investors and regulators alike.

In 2022, companies faced continued pressure from investors on climate change. This occurred against the backdrop of a historic 2021 proxy season that saw the advent of the Say-on-Climate proposal and the removal of Exxon directors in a proxy fight focused on carbon transition strategy. 2022 meeting agendas stand proof of this ever-growing interest; a large number of Say-on-Climate proposals were up for a vote, with shareholders having called for companies to set and disclose targets across scope 1, 2 and 3 emissions, to align their strategy to net-zero or to cease financing fossil fuels. At the same time, biodiversity emerged as a key topic as resolutions dealing with issues such as plastics use and water stewardship made their way onto ballots. Robeco assessed the merits of these proposals on a case-by-case basis, while continuing to hold companies accountable for insufficient climate action by voting against specific agenda items such as the board chair election.

Social topics were brought to the fore by the Covid-19 pandemic and remained high on the agenda in the 2022 proxy season. Particularly noteworthy was the large variety of social issues that reached ballots. Shareholders filed an increasing number of proposals calling for companies to carry out racial equity or civil rights audits and these resolutions in some cases won majority support - as seen at Apple's 2022 AGM. Healthcare companies such as Pfizer and Johnson & Johnson were targeted by resolutions addressing IP transfer to Covid-19 vaccine manufacturers, and the public health costs of protecting vaccine technology. The number of proposals addressing climate-related lobbying also steadily increased. In all cases, Robeco supported proposals deemed to protect minority shareholder rights and strengthen director accountability while safeguarding long-term shareholder interests. Notably, Robeco co-filed a resolution dealing with customer due diligence at Amazon's 2022 AGM; this proposal was supported by nearly 40% of the votes cast.

Governance topics remained top-of-mind as shareholders continued to push to expand their rights and to hold companies accountable for remuneration practices that lagged their expectations. Meeting agendas were packed with proposals seeking amendments to provisions governing proxy access, special meetings, and action by written consent, as well as resolutions calling for companies to adopt the "one share, one vote" principle or to separate the board chair and CEO roles. Many companies proposed article amendments that would allow them to hold virtual-only meetings at their discretion. However, recent years have shown that virtual-only shareholder meetings can severely deprive shareholders of their rights as management is afforded the discretion to filter out inconvenient questions. For this reason, Robeco opposed any article amendments that grant companies the discretion to hold shareholder meetings in a virtual-only format outside exceptional circumstances.

The prominence of ESG topics on meetings ballots however also sparked an increase in the number of proposals dubbed as "anti-ESG" or "anti-social." Filed by "conservative" investors, these were centered around many of the topics highlighted above yet called for companies to halt rather than advance their ESG efforts. The low support gained by these resolutions is however far from being reassuring for ESG-minded investors; in the US, a low approval rate means that proposals addressing the same issue can be excluded from ballots in subsequent years. Robeco voted against any shareholder proposals seeking to halt the companies' efforts to advance ESG goals.

ESG integration by Robeco

Sustainability brings about change in markets, countries and companies in the long term. And since changes affect future performance, ESG factors can in our view add value to our investment process. We therefore look at these factors in the same way as we consider a company's financial position or market momentum. We have research available from leading sustainability experts, including our own proprietary research from the sustainable investing research team. This dedicated sustainable investing research team works together very closely with the investment teams to provide them with in-depth sustainability information.

The investment analysis focuses on the most material ESG factors and the connection with the financial performance of a company. We can then focus on the most relevant information in performing our investment-analysis and can reach enhanced investment decisions.

Report by the manager (continued)

Sustainable investing (continued)

ESG integration by Robeco (continued)

Besides integrating ESG, Active Ownership and exclusions into all of our investment processes, in 2022 we systematically added climate risk as a factor in our fundamental investment analyses, both on the equity and on the credit side. Furthermore we added more information on biodiversity.

Contributing to the Sustainable Development Goals

Robeco is a signatory in the Netherlands to the Sustainable Development Goals Investing Agenda. To help our customers contribute to the objectives, we worked on analyzing the SDG¹ contribution of companies and developing SDG investment solutions. Currently multiple solutions are available both in equity and fixed income and the amount of assets that are managed in line with this SDG methodology is increasing rapidly.

¹ Sustainable Development Goals as defined by the United Nations

Furthermore, Robeco contributes to the SDGs by integrating ESG factors in its decision-making process for investments and encourages companies to act in support of these goals by means of a constructive dialogue. The SDGs are continually considered during the engagement and voting activities.

Combatting climate change

Robeco's climate change policy includes integrating climate issues in investments when financially material and engaging with companies. Furthermore climate risks for our funds are being assessed and monitored by the financial risk management department. In 2020 Robeco expanded its climate change policy by announcing the ambition to achieve net-zero greenhouse gas (GHG) emissions by 2050 across all its assets under management.

Robeco aims to decarbonize its investments 30% by 2025 and 50% by 2030. We aim to follow the Paris agreements which implies we decarbonize our assets 7% per annum on average. Our ability to do so, in the longer run, will however also be dependent on the decarbonization of the global economy. Living up to the same standards it sets for others, Robeco also applies the aim to reach net zero by 2050 to its own operations. It aims to reduce its operational emissions 35% by 2025 and 50% by 2030. This encompasses all emissions associated with business travel, electricity, heating and other business activities. In April 2022 Robeco reported on its progress towards these goals in its sustainability report which can be found at the Robeco website.

Exclusion

Robeco pursues an exclusion policy for companies that are involved in the production of or trade in controversial weapons such as cluster munition and anti-personnel mines, for tobacco companies and for companies that severely and structurally violate either the United Nations Global Compact (UNGC) or OECD Guidelines for Multinational Enterprises. We apply strict criteria for this last category and if a dialogue fails the company can be excluded. Robeco publishes its exclusion policy and the list of exclusions on its website.

Active ownership

Constructive and effective activities under active ownership encourage companies to improve their management of risks and opportunities in the field of ESG. This in turn establishes a better competitive position and improved profitability and moreover has a positive impact on the community. Active ownership involves voting and engagement. Robeco exercises its voting rights for the shares in its investment funds all over the world.

In 2022, we voted at 45 shareholder meetings on behalf of Robeco Sustainable Global Stars Equities Fund N.V. At 33 (73%) of the 45 meetings, we cast at least one vote against management's recommendation. In addition, Robeco enters into an active dialogue with the companies in which it invests on questions concerning the environment, society and corporate governance.

Robeco has Active Ownership specialists in Rotterdam, London, Singapore and Hong Kong. In 2022 Robeco engaged with 215 companies on different issues ranging from corporate governance to health care to climate change. For Robeco Sustainable Global Stars Equities Fund N.V, we entered into a dialogue with 29 companies, involving 18 value engagement cases and 11 SDG engagement cases. More information on our processes and themes can be found in the Stewardship Policy.

Value engagement is a proactive approach focusing on long-term issues that are financially material and/or causing adverse sustainability impacts. The primary objective is to create value for investors and mitigating adverse impacts by improving sustainability conduct and corporate governance of companies.

Enhanced engagement focuses on companies that severely and structurally breach minimum behavioral norms in areas such as human rights, labor, environment and anti-corruption. The primary objective of enhanced engagement is to address reported shortfalls against internationally accepted codes of conduct for corporate governance, social responsibility, the environment and transparency.

SDG engagement is to drive a clear and measurable improvement in a company's SDG contribution over three to five years through engagement. By ensuring a company's persistent relevance is reflected by its ability to address key societal needs, this strategy creates value for both investors and society at large.

Report by the manager (continued)

Sustainable investing (continued)

Active ownership (continued)

In 2022 Robeco started engagement on four new sustainable themes: Net Zero Carbon Emissions, Natural Resource Management, Diversity & Inclusion and Nature Action 100.

Net Zero Carbon Emissions

This new theme, launched in Q1 2022, is an extension of our corporate decarbonization theme which opened in Q4 2020. We have expanded the theme by engaging with an additional 15 companies. Our engagement under this theme sets the expectation for companies to set long-term net-zero targets, and to substantiate them with credible short- and medium-term emissions reduction strategies, as well as transition plans that ensure a reduction in real-world emissions over the next decade.

Natural Resource Management

This engagement theme is focused on companies for whom the management of water use and wastewater discharge is a financial material issue. Companies need to account for the amount of fresh water use that is needed to make certain products – often drawn from places where water is already scarce. Also the discharge of wastewater remains problematic and therefore needs to be addressed. One of the core goals is to encourage companies to report their water and wastewater-related information in a more harmonized way, so that companies are actively thinking and talking about water and wastewater management in a similar, more comparable way.

Diversity & Inclusion

Human development is also vital to a more sustainable and prosperous world, particularly in reaping the rewards that greater inclusion can bring. This theme builds on prior work in promoting great diversity in the workplace, trying to achieve equal rights – particularly for female participation in more senior roles, including at board level – and making sure that every voice is heard. Our engagement aims to improve embedding Diversity, Equity and Inclusion (DEI) in companies' human capital strategies, setting clear targets to strengthen DEI practices and outcomes. We also expect companies to measure and disclose meaningful data and outcomes related to workforce composition, promotion, recruitment, retention rates and equity pay practices.

Nature Action 100 (NA100)

This engagement theme is a collaborative engagement program building on the lessons learned from Climate Action 100+. The focus of NA100 will lie with terrestrial, fresh water and marine biomes addressing dependencies and impacts on biodiversity driven by deforestation, overfishing and pollution. The Nature Action 100 governance structure is currently under negotiation and aims to build on the Nature benchmark of the World Benchmarking Alliance. Company engagements will be initiated in 2023.

New regulation; the EU plan for financing sustainable development

The EU's Sustainable Finance Action Plan represents one of the most impactful pieces of regulation to hit the investment management industry since MiFID II. A core tenet of the plan is the Sustainable Finance Disclosure Regulation (SFDR), which classifies investment funds according to their sustainability credentials for the first time. On March 10 2021 all Robeco funds were classified to be either article 6 (do not promote ESG characteristics), article 8 (Environment and Social promoting strategies) or article 9 (strategies with sustainable investment as its objective). Fund documentation, like the prospectus and the factsheets have also been adjusted to contain more and more specific information on how ESG is integrated as the disclosure regulation requires. Lastly a sustainable risk policy, good governance policy and principal adverse impact policy were published on the website, along with a range of other documentation. In 2022 Robeco published a statement on how we are dealing with Principle Adverse Impact of our investments.

Robeco Sustainable Global Stars Equities Fund N.V. is classified as Article 8 under the SFDR. More information is available in the precontractual SFDR disclosures of the fund on our website. Attached to this annual report the Annex IV disclosure can be found with detailed information on the achievement of the sustainability goals over the reporting period.

In control statement

Robeco Institutional Asset Management B.V. has a description of internal control, which is in line with the requirements of the Dutch Financial Supervision Act (Wet op het financieel toezicht, or 'Wft') and the Dutch Market Conduct Supervision of Financial Enterprises Decree (Besluit Gedragtoezicht financiële ondernemingen, or 'BGfo').

Report of internal control

We noted nothing that would lead us to conclude that operational management does not function as described in this statement. We, as the Management Board of Robeco Institutional Asset Management B.V., therefore declare with reasonable assurance that the design of internal control, as mentioned in article 121 BGfo meets the requirements of the Wft and related regulations and that operational management has been effective and has functioned as described throughout the reporting year.

Rotterdam, 28 April 2023
The Manager

Annual financial statements

Balance Sheet

Before profit appropriation	Notes	31/12/2022 EUR' 000	31/12/2021 EUR' 000
ASSETS			
Investments			
Equities	1	2,950,392	3,636,304
Derivatives	2	9,073	5,405
Total investments		2,959,465	3,641,709
Accounts receivable			
Receivables on securities transactions		8	9
Dividends receivable	3	293	878
Receivables on collateral provided	4	–	1,210
Other receivables, prepayments and accrued income	5	8,874	6,701
Total accounts receivable		9,175	8,798
Other assets			
Cash and cash equivalents	6	28,591	98,463
LIABILITIES			
Investments			
Derivatives	2	1,489	4,392
Accounts payable			
Payables on securities transactions		3,196	1
Payable to affiliated parties	7	2,185	2,691
Other liabilities, accruals and deferred income	8	9,608	9,770
Total accounts payable		14,989	12,462
Accounts receivable and other assets less accounts payable		22,777	94,799
Assets less liabilities		2,980,753	3,732,116
Composition of shareholders' equity			
	9, 10		
Issued capital	9	51,089	53,298
Revaluation reserve	9	9,073	5,405
Other reserve	9	3,480,650	2,792,205
Undistributed earnings	9	(560,059)	881,208
Shareholders' equity		2,980,753	3,732,116

The numbers of the items in the financial statements refer to the numbers in the Notes.

Annual financial statements (continued)

Profit and loss account

	Notes	2022 EUR' 000	2021 EUR' 000
Direct investment result			
Investment income	12	45,539	43,247
Indirect investment result			
Unrealized gains	1, 2	179,598	705,488
Unrealized losses	1, 2	(981,168)	(406,250)
Realized gains	1, 2	556,783	739,988
Realized losses	1, 2	(332,493)	(172,054)
Receipts on surcharges and discounts on issuance and repurchase of own shares		167	268
Total operating income		(531,574)	910,687
Costs			
	15, 16		
Management fee	13	23,462	24,323
Service fee	13	5,023	5,156
Total operating expenses		28,485	29,479
Net result		(560,059)	881,208

The numbers of the items in the financial statements refer to the numbers in the Notes.

Annual financial statements (continued)

Cash flow statement

	Notes	2022 EUR' 000	2021 EUR' 000
Cash flow from investment activities			
Net result		(560,059)	881,208
Unrealized changes in value	1, 2	801,570	(299,238)
Realized changes in value	1, 2	(224,290)	(567,934)
Purchase of investments	1, 2	(1,728,880)	(1,862,846)
Sale of investments	1, 2	1,813,738	2,120,742
Increase (-)/decrease (+) accounts receivable	3, 4, 5	(85)	30,391
Increase (+)/decrease (-) accounts payable	7, 8	2,689	453
		104,683	302,776
Cash flow from financing activities			
Received for shares subscribed		128,258	118,744
Paid for repurchase of own shares		(267,746)	(279,681)
Dividend paid		(51,816)	(54,521)
Increase (-)/decrease (+) accounts receivable	5	(292)	117
Increase (+)/decrease (-) accounts payable	8	(162)	6,001
		(191,758)	(209,340)
Net cash flow		(87,075)	93,436
Currency and cash revaluation		17,203	(3,425)
Increase (+)/decrease (-) cash		(69,872)	90,011
Cash at opening date	6	98,463	8,452
Total cash at opening date		98,463	8,452
Cash at closing date	6	28,591	98,463
Total cash at closing date		28,591	98,463

The numbers of the items in the financial statements refer to the numbers in the Notes.

Notes

General

The annual financial statements have been drawn up in conformity with Part 9, Book 2 of the Dutch Civil Code. The fund's financial year is the same as the calendar year. The notes referring to fund shares concern ordinary shares outstanding.

The ordinary shares are divided into two series, both of which are open. Each series is designated as a share class. The fund includes the following share classes:

Share class A: Robeco Sustainable Global Stars Equities Fund

Share class B: Robeco Sustainable Global Stars Equities Fund - EUR G

Accounting principles

General

The financial statements are produced according to the going concern assumption. Unless stated otherwise, items shown in the financial statements are stated at nominal value and expressed in thousands of euros. Assets and liabilities are recognized or derecognized in the balance sheet on the transaction date.

Liquidity of ordinary shares

The fund is an open-end investment company, meaning that, barring exceptional circumstances, it issues and repurchases ordinary shares on a daily basis at prices approximating net asset value, augmented or reduced by a limited surcharge or discount. The only purpose of this surcharge or discount is to cover the costs incurred by the fund for the entry and exit of investors. The actual maximum surcharge or discount is published on www.robeco.com/riam. The surcharges and discounts are recognized in the profit and loss account.

Financial investments

Financial investments are classified as trading portfolio and are valued at fair value, unless stated otherwise. The fair value of stocks is determined on the basis of market prices and other market quotations at closing date. For derivatives and futures, the value is based on the market price and other market quotations at closing date. For forward exchange contracts, internal valuation models are used and the value is based on quoted currency rates and reference interest rates at closing date. Transaction costs incurred in the purchase and sale of investments are included in the purchase or sale price as appropriate. Transaction costs incurred in the purchase of investments are therefore recognized in the first period of valuation as part of the value changes in the profit and loss account. Transaction costs incurred in the sale of investments are part of the realized results in the profit and loss account. Changes to the valuation model for forward currency contracts may lead to a different valuation. Derivative instruments with a negative fair value are recognized under the derivatives item under investments on the liability side of the balance sheet.

Recognition and derecognition of items in the balance sheet

Investments are recognized or derecognized in the balance sheet on the transaction date. Equities and derivatives are recognized in the balance sheet on the date the purchase transaction is concluded. Equities are derecognized in the balance sheet on the date the sale transaction is concluded. Derivatives are fully or partially derecognized in the balance sheet on the date the sales transaction is concluded or if the contract is settled on the expiry date. Accounts receivable and payable are recognized in the balance sheet on the date that contractual rights or obligations with respect to the receivables or payables arise. Receivables and payables are derecognized in the balance sheet when, as a result of a transaction, the contractual rights or obligations with respect to the receivables or payables no longer exist.

Presentation of derivatives

Derivatives are recognized in the balance sheet at fair value. The presentation of the fair value is based on the liabilities and receivables per contract. The receivables are reported under assets and obligations are reported under liabilities. The value of the derivatives' underlying instruments is not included on the balance sheet. Where applicable, the underlying value of derivatives is included in the information provided on the currency and concentration risk.

Netting

Financial assets and liabilities with the same party are offset, and the net amount is reported in the statement of financial position, when the fund has a current, legally enforceable right to set off the recognised amounts and intends to either settle on a net basis, or to realise the asset and settle the liability at the same time.

Use of estimates

In preparing these financial statements, the manager has made judgements and estimates that affect the application of accounting policies and the reported amounts of assets, liabilities, income and expenses. Actual results may differ from these estimates.

Estimates and underlying assumptions are reviewed on an ongoing basis. Revisions to accounting estimates are recognised prospectively.

Notes (continued)

Accounting principles (continued)

Cash and cash equivalents

Cash and cash equivalents are carried at nominal value. If cash is not freely disposable, this is factored into the valuation.

Cash expressed in foreign currencies is converted into the functional currency as at the balance sheet date at the exchange rate applicable on that day. Please refer to the currency table on page 38.

Accounts receivable

Receivables are valued after initial recognition at amortized cost based on the effective interest method, less impairments. Given the short-term character of the receivables, the value is equal to the nominal value.

Debt

Non-current debts and other financial obligations are valued, after initial recognition, at the amortized cost price based on the effective interest method. Given the short-term character of the debt, the value is equal to the nominal value.

Foreign currencies

Transactions in currencies other than the euro are converted into euros at the exchange rates valid at the time. Assets and liabilities expressed in other currencies are converted into euros at the exchange rate prevailing at balance-sheet date. The exchange rate differences thus arising or exchange rate differences arising on settlement are recognized in the profit and loss account. Investments in foreign currencies are converted into euros at the rate prevailing on the balance sheet date. This valuation is part of the valuation at fair value. Exchange rate differences are recognized in the profit and loss account under changes in value.

Securities lending

Investments for which the legal ownership has been transferred by the fund for a given period of time as a result of securities-lending transactions, will continue to be included in the fund's Balance sheet during this period, since their economic advantages and disadvantages, in the form of investment income and changes in value, will be added to or deducted from the fund's result. The way in which collateral ensuing from securities-lending transactions is reported depends on the nature of this collateral. If the collateral is received in the form of investments these are not recognized in the balance sheet as the economic advantages and disadvantages relating to the collateral will be for the account and risk of the counterparty. If the collateral is received in cash it will be recognized in the balance sheet as in this case the economic advantages and disadvantages will be for the account and risk of the fund.

Principles for determining the result

General

Investment results are determined by investment income, rises or declines in stock prices, rises or declines in foreign exchange rates and results of transactions in currencies, including forward transactions and other derivatives. Results are allocated to the period to which they relate and are accounted for in the profit and loss account.

Recognition of income

Income items are recognized in the profit and loss account when an increase of the economic potential associated with an increase of an asset or a reduction of a liability has occurred and the amount of this can be reliably established.

Recognition of expenses

Expense items are recognized when a reduction of the economic potential associated with a reduction of an asset or an increase of a liability has occurred and the amount of this can be reliably established.

Investment income

This includes the net cash dividends declared during the year under review, the nominal value of stock dividends declared, interest received and paid and proceeds. Accrued interest at balance sheet date is taken into account.

Changes in value

Realized and unrealized capital gains and losses on securities and currencies are presented under this heading. Realization of capital gains takes place on selling as the difference between the realizable sales value and the average historical cost price. Unrealized capital gains relate to value changes in the portfolio between the beginning of the financial year and the balance sheet date, corrected by the realized gains when positions are sold or settlement takes place.

Notes (continued)

Principles for cash flow statement

General

This cash flow statement has been prepared using the indirect method. Cash comprises items that may or may not be directly callable. Accounts payable to credit institutions include debit balances in bank accounts.

Attribution to share classes

The administration of the fund is such that attribution of the results to the different share classes takes place on a daily basis and pro rata. Issues and repurchases of own shares are registered per share class.

Risks relating to financial instruments

Investment risk

The value of investments may fluctuate. Past performance is no guarantee of future results. The net asset value of the fund depends on developments in the financial markets and can therefore either rise or fall. Shareholders run the risk that their investments may end up being worth less than the amount invested, or even worth nothing. The general investment risk can also be characterized as market risk.

Market risk

Market risk can be divided into three types: price risk, currency risk and concentration risk. Market risks are contained using limits on quantitative risk measures such as tracking error, volatility or value-at-risk. This means that the underlying risk types (price risk, currency risk and concentration risk) are also indirectly contained.

Price risk

The net asset value of the fund is sensitive to market movements. In addition, investors should be aware of the possibility that the value of investments may vary as a result of changes in political, economic or market circumstances, as well as changes in an individual business situation. The entire portfolio is exposed to price risk. The degree of price risk that the fund runs depends among other things on the risk profile of the fund's portfolio. More detailed information on the risk profile of the fund's portfolio can be found in the section on Return and risk on page 11.

Currency risk

All or part of the securities portfolio of the fund may be invested in currencies, or financial instruments denominated in currencies other than the euro. As a result, fluctuations in exchange rates may have both a negative and a positive effect on the investment result of the fund. Currency risks may be hedged with currency forward transactions and currency options. Currency risks can be limited by applying relative or absolute currency concentration limits.

The table below shows the gross and net exposure to the various currencies, including cash, receivables and debts. Further information on the currency policy can be found on page 9.

	31/12/2022	31/12/2022	31/12/2022	31/12/2022	31/12/2021
	Gross position	Exposure to	Net position	% of	% of
Currency exposure	EUR' 000	forward	EUR' 000	net assets	net assets
		exchange			
		contracts			
		EUR' 000			
AUD	6	64,526	64,532	2.17	2.02
CAD	–	101,774	101,774	3.41	3.04
CHF	237	85,498	85,735	2.88	2.69
DKK	140	24,391	24,531	0.82	0.66
EUR	371,570	(104,469)	267,101	8.96	9.74
GBP	340,582	(205,811)	134,771	4.52	4.00
HKD	3	26,798	26,801	0.90	0.67
JPY	113,682	70,402	184,084	6.18	6.11
NOK	–	6,048	6,048	0.20	0.17
SEK	538	29,544	30,082	1.01	1.34
SGD	9	9,162	9,171	0.31	0.23
TWD	–	–	–	–	0.01
USD	2,146,402	(100,279)	2,046,123	68.64	69.32
Total	2,973,169	7,584	2,980,753	100.00	100.00

All outstanding forward currency contracts have a remaining life of less than one year.

Notes (continued)

Risks relating to financial instruments (continued)

Market risk (continued)

Concentration risk

Based on its investment policy, the fund may invest in financial instruments from issuing institutions that operate mainly within the same sector or region, or in the same market. In the case of concentrated investment portfolios, events within the sectors, regions or markets in which they invest have a more pronounced effect on the fund assets than in less concentrated investment portfolios. Concentration risks can be limited by applying relative or absolute country or sector concentration limits.

As at the balance sheet date, there were no positions in stock market index futures contracts.

The table below shows the exposure to stock markets through stocks per country in amounts and as a percentage of the fund's total equity capital.

Concentration risk by country

		31/12/2022	31/12/2022	31/12/2021
	Equities EUR' 000	Total exposure EUR' 000	% of net assets	% of net assets
Australia	–	–	–	1.05
Finland	75,205	75,205	2.52	1.36
Germany	153,553	153,553	5.15	1.64
Ireland	186,737	186,737	6.27	6.68
Israel	61,776	61,776	2.07	–
Japan	113,675	113,675	3.82	2.24
Netherlands	89,141	89,141	2.99	5.47
Sweden	–	–	–	2.05
United Kingdom	343,768	343,768	11.53	6.77
United States of America	1,926,537	1,926,537	64.63	70.17
Total	2,950,392	2,950,392	98.98	97.43

The sector concentrations are shown below.

Concentration risk by sector

	31/12/2022	31/12/2021
	% of net assets	% of net assets
Communication Services	5.04	7.74
Consumer Discretionary	10.41	10.68
Consumer Staples	8.97	1.86
Energy	5.78	2.29
Financials	13.66	14.90
Health Care	16.50	16.14
Industrials	8.37	9.39
Information Technology	24.70	25.19
Materials	3.78	6.11
Real Estate	1.77	3.13
Other assets and liabilities	1.02	2.57
Total	100.00	100.00

Leverage risk

The fund may make use of derivative instruments, techniques or structures. They may be used for hedging risks, and for achieving investment objectives and ensuring efficient portfolio management. These instruments may be leveraged, which will increase the fund's sensitivity to market fluctuations. The risk of derivative instruments, techniques or structures will always be limited within the conditions of the fund's integral risk management. The degree of leverage in the fund, measured using the commitment method (where 0% exposure indicates no leverage) over the year, as well as on the balance sheet date, is shown in the table below. The maximum leverage allowed under the UCITS regulation is 110%.

Notes (continued)

Risks relating to financial instruments (continued)

Leverage risk (continued)

	Lowest exposure during the reporting year	Highest exposure during the reporting year	Average exposure during the reporting year	Exposure at the reporting year end
Robeco Sustainable Global Stars Equities Fund N.V.	13%	28%	15%	14%

Credit risk

Credit risk occurs when a counterparty of the fund fails to fulfil its financial obligations arising from financial instruments in the fund. Credit risk is limited as far as possible by exercising an appropriate degree of caution in the selection of counterparties. In selecting counterparties, the assessments of independent rating bureaus are taken into account, as are other relevant indicators. Wherever it is customary in the market, the fund will demand and obtain collateral in order to mitigate credit risk. The figure that best represents the maximum credit risk is given in the table below.

	31/12/2022		31/12/2021	
	EUR' 000	% of net assets	EUR' 000	% of net assets
Unrealized gain on derivatives	9,073	0.30	5,405	0.14
Accounts receivable	9,175	0.31	8,798	0.24
Cash and cash equivalents	28,591	0.96	98,463	2.64
Total	46,839	1.57	112,666	3.02

No account is taken of collateral received in the calculation of the total credit risk. Credit risk is contained by applying limits on the exposure per counterparty as a percentage of the fund assets. As at the balance sheet date there were no counterparties with an exposure of more than 5% of the fund's total assets. All counterparties are pre-approved by Robeco. Procedures have been established relating to the selection of counterparties, specified on the basis of external credit ratings and credit spreads.

Risk of lending financial instruments

In the case of securities-lending transactions, collateral is requested and obtained for those financial instruments that are lent. In the case of securities-lending transactions, the fund incurs a specific type of counterparty risk that the borrower cannot comply with the obligation to return the financial instruments on the agreed date or to furnish the requested collateral. The lending policy of the fund is designed to control these risks as much as possible. To mitigate specific counterparty risk, the fund receives collateral prior to lending the financial instruments.

All counterparties used in the securities lending process are pre-approved by Robeco. The approval process takes into account the entities credit rating (if available) and whether the counterparty is subject to prudential regulation. Any relevant incidents involving the entity are also taken into account.

The fund accepts collateral by selected issuers in the form of:

- bonds issued (or guaranteed) by governments of OECD member states;
- local government bonds with tax raising authority;
- corporate bonds that are FED or ECB eligible collateral;
- bonds of supranational institutions and undertakings with an EU, regional or world-wide scope;
- stocks listed on the main indexes of stock markets as disclosed in the prospectus;
- cash.

In addition, concentration limits are applied to collateral to restrict concentration risks in the collateral and there are also liquidity criteria for containing the liquidity risks in the collateral. Finally, depending on the type of lending transaction and the type of collateral, collateral with a premium is requested relative to the value of the lending transaction. This limits the negative effects of price risks in the collateral.

Notes (continued)

Risks relating to financial instruments (continued)

Risk of lending financial instruments (continued)

The table below gives an overview of the positions lent out as a percentage of the portfolio (total of the instruments lent out) and relative to the fund's assets.

Positions lent out

Type of instrument	31/12/2022			31/12/2021		
	Amount in EUR' 000	% of portfolio	% of net assets	Amount in EUR' 000	% of portfolio	% of net assets
Shares lent out	–	–	–	10,002	0.28	0.27
Total	–	–	–	10,002	0.28	0.27

The following table gives an overview of the positions lent out and the collateral received per counterparty.

All outstanding lending transactions are transactions with an open-ended term. That means that there is no prior agreement as to how long the securities are lent out. Securities may be reclaimed by the fund if required.

Counterparties

	Domicile of counterparty	Manner of settlement and clearing	31/12/2022		31/12/2021	
			Positions lent out EUR' 000	Collateral received EUR' 000	Positions lent out EUR' 000	Collateral received EUR' 000
BNP Paribas	France	Tripartite ¹	–	–	10,002	10,609
Total			–	–	10,002	10,609

¹ Tripartite means that the collateral is in the custody of an independent third party.

This collateral is not included on the balance sheet.

The table below contains a breakdown of collateral received according to type. All securities received have an open-ended term.

Collateral by type

	Currency	Rating of government bonds	31/12/2022	31/12/2021
			Market value in EUR' 000	Market value in EUR' 000
Government bonds	EUR	Investment grade	–	10,594
Government bonds	GBP	Investment grade	–	15
Total			–	10,609

J.P. Morgan has been appointed depository of all collateral received. The securities are managed by RIAM and are held on separate accounts per counterparty. In line with the provisions in the prospectus, the collateral received has not been reinvested.

J.P. Morgan is the intermediary for all of the fund's securities-lending transactions. As compensation for its services, J.P. Morgan receives a fee of (A) 25% of the gross income on these securities-lending transactions for loans which generates a return of 0.5% or less and (B) 10% of the gross income from these securities-lending transactions for any loans which generate a return greater than 0.5%. An external agency periodically assesses whether the agreements between the fund and J.P. Morgan are still in line with the market. The fund's revenues and J.P. Morgan fee are included in the following table.

Income from securities lending

	2022			2021		
	Gross revenues in EUR' 000	Fee paid to J.P. Morgan in EUR' 000	Net fund revenues in EUR' 000	Gross revenues in EUR' 000	Fee paid to J.P. Morgan in EUR' 000	Net fund revenues in EUR' 000
Shares lent out	29	7	22	25	6	19
Total	29	7	22	25	6	19

Notes (continued)

Risks relating to financial instruments (continued)

Liquidity risk

We distinguish between Asset Liquidity Risk and Funding Liquidity risk, which are closely connected:

Asset liquidity risk arises when transactions cannot be executed in a timely fashion at quoted market prices and/or at acceptable transaction cost levels due to the size of the trade. Or in more extreme cases, when they cannot be conducted at all. Asset liquidity risk is a function of transaction size, transaction time and transaction cost.

Funding liquidity risk arises when the redemption requirements of clients or other liabilities cannot be met without significantly impacting the value of the portfolio. Funding liquidity risk will only arise if there is also Asset liquidity risk. During the reporting period all client redemptions have been met.

Manager

Robeco Institutional Asset Management B.V. ('RIAM') manages the fund. In this capacity, RIAM handles the asset management, risk management, administration, marketing and distribution of the fund. RIAM holds an AIFMD license as referred to in Section 2:65 Wft, as well as a license to manage UCITS as referred to in Section 2:69b Wft. RIAM is moreover authorized to manage individual assets and give advice with respect to financial instruments. RIAM is subject to supervision by the Dutch Authority for the Financial Markets (the 'AFM'). RIAM has listed the fund with AFM. RIAM is a 100% subsidiary of ORIX Corporation Europe N.V. via Robeco Holding B.V. ORIX Corporation Europe N.V. is a part of ORIX Corporation.

Depositary

The assets of the fund are held in custody by J.P. Morgan SE, Amsterdam Branch. J.P. Morgan SE, Amsterdam Branch is appointed as the depositary of the fund as referred to in Section 4:62m Wft. The depositary is responsible for supervising the fund insofar as required under and in accordance with the applicable legislation. The manager, the fund and J.P. Morgan SE, Amsterdam Branch have concluded a depositary and custodian agreement.

Liability of the depositary

The depositary is liable to the fund and/or the Shareholders for the loss of a financial instrument under the custody of the depositary or of a third party to which custody has been transferred. The depositary is not liable if it can demonstrate that the loss is a result of an external event over which it in all reasonableness had no control and of which the consequences were unavoidable, despite all efforts to ameliorate them. The depositary is also liable to the fund and/or the shareholders for all other losses they suffer because the depositary has not fulfilled its obligations as stated in this depositary and custodian agreement either deliberately or through negligence. Shareholders may make an indirect claim upon the liability of the depositary through the manager. If the manager refuses to entertain such a request, the shareholders are authorized to submit the claim for losses directly to the depositary.

Affiliated parties

The fund and the manager may utilize the services of and carry out transactions with parties affiliated to the fund, as defined in the BGfo, such as RIAM, Robeco Nederland B.V. and ORIX Corporation. The services entail the execution of tasks that have been outsourced to these parties such as (1) securities lending, (2) hiring temporary staff and (3) issuance and repurchase of the fund's shares. Transactions that can be carried out with affiliated parties include the following: treasury management, derivatives transactions, lending of financial instruments, credit extension, purchase and sale of financial instruments on regulated markets or through multilateral trading facilities. All these services and transactions are executed at market rates.

Notes to the balance sheet

1. Equities

Movements in the stock portfolio

	2022	2021
	EUR' 000	EUR' 000
Book value (fair value) at opening date	3,636,304	3,024,177
Purchases	1,683,901	1,845,699
Sales	(1,813,738)	(2,120,742)
Unrealized (losses) / gains	(808,126)	298,939
Realized (losses) / gains	252,051	588,231
Book value (fair value) at closing date	2,950,392	3,636,304

EUR 112,539 thousand of the realized and unrealized results on the equity portfolio relates to exchange rate differences.

A breakdown of this portfolio is given under Schedule of Investments. All investments are admitted to a regulated market and have quoted market prices. A sub-division into regions and sectors is provided under the information on concentration risk under the information on Risks relating to financial instruments.

Transaction costs

Brokerage costs and exchange fees relating to investment transactions are discounted in the cost price or the sales value of the investment transactions. These costs and fees are charged to the result ensuing from changes in value. The quantifiable transaction costs are shown below.

	2022	2021
	EUR' 000	EUR' 000
Equities	1,772	1,988

RIAM wants to be certain that the selection of counterparties for equity transactions (brokers) occurs using procedures and criteria that ensure the best results for the fund (best execution).

No costs for research were charged to the fund during the reporting period.

2. Derivatives

Movements in derivatives

	Forward Currency Exchange Contracts	
	2022	2021
	EUR' 000	EUR' 000
Book value (fair value) at opening date	1,013	439
Expirations	44,979	17,147
Unrealized gains	6,571	574
Realized losses	(44,979)	(17,147)
Book value (fair value) at closing date	7,584	1,013

The presentation of derivatives on the balance sheet is based on the liabilities and receivables per contract.

Presentation of derivatives in the balance sheet

	Assets		Liabilities		Total	
	31/12/2022	31/12/2021	31/12/2022	31/12/2021	31/12/2022	31/12/2021
	EUR' 000	EUR' 000	EUR' 000	EUR' 000	EUR' 000	EUR' 000
Forward Currency Exchange Contracts	9,073	5,405	1,489	4,392	7,584	1,013
Book value (fair value) at closing date	9,073	5,405	1,489	4,392	7,584	1,013

The breakdown of the forward currency exchange contracts according to currency is given under the information on currency risk under the information on Risks relating to financial instruments.

3. Dividends receivable

These are receivables arising from net dividends declared but not yet received.

Notes to the balance sheet (continued)

4. Receivables on collateral provided

This refers to the following collateral provided to cover positions in derivatives.

Collateral provided

Counterparty	Type	Currency	31/12/2022 EUR' 000	31/12/2021 EUR' 000
Barclays	Cash	EUR	–	410
HSBC	Cash	EUR	–	800
Total			–	1,210

5. Other receivables, prepayments and accrued income

This concerns the following items with an expected remaining maturity less than a year::

	31/12/2022 EUR' 000	31/12/2021 EUR' 000
Dividend tax to be reclaimed	7,541	5,660
Sub-total (investment activities)	7,541	5,660
Receivables from issuance of new shares	1,333	1,041
Sub-total (financing activities)	1,333	1,041
Total	8,874	6,701

6. Cash and cash equivalents

This concerns:

	31/12/2022 EUR' 000	31/12/2021 EUR' 000
Freely available cash	28,591	98,463
Total	28,591	98,463

7. Payable to affiliated parties

This concerns the following payables to RIAM:

	31/12/2022 EUR' 000	31/12/2021 EUR' 000
Payable for management fee	1,797	2,221
Payable for service fee	388	470
Total	2,185	2,691

8. Other liabilities, accruals and deferred income

This concerns the following items with an expected remaining maturity less than a year::

	31/12/2022 EUR' 000	31/12/2021 EUR' 000
Dividends payable	334	471
Payable for acquisition of own shares	9,274	9,299
Sub-total (financing activities)	9,608	9,770
Total	9,608	9,770

Notes to the balance sheet (continued)

9. Shareholders' equity

Composition and movements in shareholders' equity

	2022 EUR' 000	2021 EUR' 000
Issued capital Robeco Sustainable Global Stars Equities Fund		
Situation on opening date	23,854	26,001
Received on shares issued	1,033	701
Paid for shares repurchased	(2,355)	(2,848)
Situation on closing date	22,532	23,854
Issued capital Robeco Sustainable Global Stars Equities Fund - EUR G		
Situation on opening date	29,444	29,975
Received on shares issued	1,025	1,191
Paid for shares repurchased	(1,912)	(1,722)
Situation on closing date	28,557	29,444
Revaluation reserve		
Situation on opening date	5,405	2,749
Contribution	3,668	2,656
Situation on closing date	9,073	5,405
Other reserves		
Situation on opening date	2,792,205	2,552,166
Received on shares issued	126,200	116,852
Paid for shares repurchased	(263,479)	(275,111)
Addition of result in previous financial year	829,392	400,954
Contribution to revaluation reserve	(3,668)	(2,656)
Situation on closing date	3,480,650	2,792,205
Undistributed earnings		
Situation on opening date	881,208	455,475
Robeco Sustainable Global Stars Equities Fund - dividend paid	(23,050)	(24,765)
Robeco Sustainable Global Stars Equities Fund - EUR G - dividend paid	(28,766)	(29,756)
Addition to other reserves	(829,392)	(400,954)
Net result for financial year	(560,059)	881,208
Situation on closing date	(560,059)	881,208
Situation on closing date	2,980,753	3,732,116

The authorized share capital amount of EUR 300 million is divided into 299,999,990 ordinary shares and 10 priority shares with a nominal value of EUR 1 each. The priority shares have already been issued. The ordinary shares are divided into 150,000,000 Robeco Sustainable Global Stars Equities Fund shares and 149,999,990 Robeco Sustainable Global Stars Equities Fund - EUR G shares. Fees are not included in the share premium reserve.

Special controlling rights under the Articles of Association

The 10 priority shares in the company's share capital are held by Robeco Holding B.V. According to the company's Articles of Association, the rights and privileges of the priority shares include the appointment of managing directors and the amendment to the Articles of Association. The Management Board of Robeco Holding B.V. determines how the voting rights are exercised:

K. (Karin) van Baardwijk
M.C.W. (Mark) den Hollander
M. (Marcel) Prins

Notes to the balance sheet (continued)

9. Shareholders' equity (continued)

Survey of movements in net assets

	2022 EUR' 000	2021 EUR' 000
Assets at opening date	3,732,116	3,066,366
Company shares issued	128,258	118,744
Company shares repurchased	(267,746)	(279,681)
Situation on closing date	3,592,628	2,905,429
Investment income	45,539	43,247
Receipts on surcharges and discounts on issuance and repurchase of own shares	167	268
Management fee	(23,462)	(24,323)
Service fee	(5,023)	(5,156)
	17,221	14,036
Changes in value	(577,280)	867,172
Net result	(560,059)	881,208
Dividend paid	(51,816)	(54,521)
Assets at closing date	2,980,753	3,732,116

10. Assets, shares outstanding and net asset value per share

	31/12/2022	31/12/2021	31/12/2020
Robeco Sustainable Global Stars Equities Fund			
Fund assets in EUR' 000	1,242,136	1,585,124	1,358,934
Situation of number of shares issued at opening date	23,854,784	26,001,754	27,819,905
Shares issued in financial year	1,033,007	700,532	1,638,885
Shares repurchased in financial year	(2,355,905)	(2,847,502)	(3,457,036)
Number of shares outstanding	22,531,886	23,854,784	26,001,754
Net asset value per share in EUR	55.13	66.45	52.26
Dividend paid per share during the financial year	1.00	1.00	1.00
Robeco Sustainable Global Stars Equities Fund - EUR G			
Fund assets in EUR' 000	1,738,617	2,146,992	1,707,432
Situation of number of shares issued at opening date	29,443,986	29,974,752	31,065,857
Shares issued in financial year	1,025,342	1,191,224	1,716,561
Shares repurchased in financial year	(1,911,855)	(1,721,990)	(2,807,666)
Number of shares outstanding	28,557,473	29,443,986	29,974,752
Net asset value per share in EUR	60.88	72.92	56.96
Dividend paid per share during the financial year	1.00	1.00	1.00

11. Contingent liabilities

As at balance sheet date, the fund had no contingent liabilities.

Notes to the profit and loss account

Income

12. Investment income

This concerns:

	2022 EUR' 000	2021 EUR' 000
Dividends received*	44,673	43,451
Interest	844	(223)
Net revenues from securities lending	22	19
Total	45,539	43,247

* This concerns net dividends received. Factored into this amount is withholding tax reclaimable from the country that withheld the tax plus withholding tax that is subject to a remittance reduction from the Dutch tax authorities. The remittance reduction is offset against the dividend tax payable on dividends distributed by the fund.

Costs

13. Management fee and service fee

The management fee and service fee are charged by the manager. The fees are calculated daily on the basis of the fund assets.

Management fee and service fee specified in the prospectus

	Robeco Sustainable Global Stars Equities Fund %	Robeco Sustainable Global Stars Equities Fund - EUR G %
Management fee	1.00	0.50
Service fee ¹	0.16	0.16

¹ For the share classes, the service fee is 0.16% per year on assets up to EUR 1 billion, 0.14% on assets above EUR 1 billion and 0.12% on assets above EUR 5 billion.

The management fee covers all current costs resulting from the management and marketing of the fund. If the manager outsources operations to third parties, any costs associated with this will also be paid from the management fee. The management fee for the Robeco Sustainable Global Stars Equities Fund share class also include the costs related to registering participants in this share class.

The service fee paid to RIAM covers the administration costs, custody fees (includes custody fees and bank charges), depositary services fees, fund agent fees, the costs of the external auditor, other external advisers, regulators, costs relating to reports required by law, such as the annual and semi-annual reports, and the costs relating to the meetings of shareholders. The costs for the external auditor incurred by the fund are paid by RIAM from the service fee. The fund's result therefore does not include the costs for the external auditor. Of the costs paid by RIAM for the external auditor, EUR 12 thousand related to the audit of Robeco Sustainable Global Stars Equities Fund N.V. The other costs paid by RIAM for the external auditor relate exclusively to assurance activities for the regulator that the fund complies with the UCITS provisions and assurance activities for the examination of the prospectus.

14. Performance fee

Robeco Sustainable Global Stars Equities Fund N.V. is not subject to a performance fee.

Notes to the profit and loss account (continued)

Costs (continued)

15. Ongoing charges

	Robeco Sustainable Global Stars Equities Fund		Robeco Sustainable Global Stars Equities Fund - EUR G	
	2022 %	2021 %	2022 %	2021 %
Management fee	1.00	1.00	0.50	0.50
Service fee	0.15	0.15	0.15	0.15
Proportion of income on securities lending payable	0.00	0.00	0.00	0.00
Total	1.15	1.15	0.65	0.65

The percentage of ongoing charges is based on the average net assets per share class. The average assets are calculated on a daily basis. The ongoing charges include all costs charged to the share classes in the reporting period, excluding the costs of transactions in financial instruments and interest charges. The ongoing charges do not include any payment of entry or exit costs charged by distributors.

The proportion of securities-lending income payable as defined in the Information on the Risks of lending Financial Instruments on page 28 is included separately in the ongoing charges.

16. Maximum costs

For some cost items, the fund's prospectus specifies a maximum percentage of average net assets. The table below compares these maximum percentages with the costs actually charged.

	2022 EUR' 000	2022 % of net assets	Maximum as specified in the prospectus ¹
Management fee for Robeco Sustainable Global Stars Equities Fund	13,893	1.00	1.00
Service fee for Robeco Sustainable Global Stars Equities Fund	2,144	0.15	0.16
Management fee for Robeco Sustainable Global Stars Equities Fund - EUR G	9,569	0.50	0.50
Service fee for Robeco Sustainable Global Stars Equities Fund - EUR G	2,879	0.15	0.16

¹ The prospectus also specifies a maximum percentage of the total cost. This amounts to 1.46% for the Robeco Sustainable Global Stars Equities Fund share class and 0.96% for the Robeco Sustainable Global Stars Equities Fund - EUR G share class.

17. Turnover rate

The turnover rate for the reporting period was 94% (for the previous reporting period it was 105%). This rate shows the rate at which the fund's portfolio is turned over and is a measure of the incurred transaction costs resulting from the portfolio policy pursued and the ensuing investment transactions. The turnover rate is determined by expressing the amount of the turnover as a percentage of the average fund assets. The average fund assets are calculated on a daily basis. The amount of the turnover is determined by the sum of the purchases and sales of investments less the sum of issuance and repurchase of own shares. The sum of issues and repurchases of own participating units is determined as the balance of all issues and repurchases in the fund.

18. Transactions with affiliated parties

During the reporting period the fund paid RIAM the following amounts in management fee and service fees:

	Counterparty	2022 EUR' 000	2021 EUR' 000
Management fee	RIAM	23,462	24,323
Service fee	RIAM	5,023	5,156

Notes to the profit and loss account

Costs

19. Fiscal status

The fund has the status of a fiscal investment institution. A detailed description of its fiscal status is included in the general information of the management report on page 5.

20. Proposed profit appropriation

For the financial year 2022, dividend distribution will take place on the basis of the fiscal result in order to fulfill the fiscal distribution obligation. Based on the number of shares outstanding on 31 December 2022 it has been proposed to determine the dividend per share for the financial year 2022 at:

- EUR 1.00 per share (previous year: EUR 1.00) for the Robeco Sustainable Global Stars Equities Fund share class.
- EUR 1.00 per share (previous year: EUR 1.00) for the Robeco Sustainable Global Stars Equities Fund - EUR G share class.

This proposal is based mainly on the taxable profits for the purposes of the distribution requirement under the applicable tax regime. If necessitated by legislation and regulations or changes in the number of shares outstanding, an amended dividend proposal will be submitted to the General Meeting of Shareholders. If this proposal is accepted, the dividend will be payable according to the schedule in the table below.

Shareholders will be offered the opportunity to reinvest the dividend (less dividend tax) in Robeco Sustainable Global Stars Equities Fund - EUR G and Robeco Sustainable Global Stars Equities Fund shares. Costs charged by distributors to their customers for this will be borne by the shareholder. In some countries and with some distributors, reinvestment will not be possible for technical reasons.

Agenda	Dividend dates (Transfer Agent)	Dividend dates (Euronext)	Explanation
Record date	Monday, 5 June 2023	Thursday, 8 June 2023	Participating units issued up to Dealing Day 5 June 2023 are entitled for the dividend distribution. Euronext will use the settlement positions as of 8 June 2023.
Ex-dividend date	Tuesday, 6 June 2023	Wednesday, 7 June 2023	The NAV per share will be quoted ex-dividend as of the Dealing Day 6 June 2023. The NAV per share of the Dealing Day 7 June 2023 will be published on 7 June 2023. Euronext will stamp this NAV with date 7 June 2023.
Application for reinvestment	Wednesday, 21 June 2023	Wednesday, 21 June 2023	Deadline for reinvestment application.
Reinvestment date	Friday, 23 June 2023	Monday, 26 June 2023	The Dealing Day of reinvestment will be 23 June 2023. Execution at Euronext will take place on 26 June 2023.
Payment date cash and shares	Wednesday, 28 June 2023	Wednesday, 28 June 2023	

21. Register of Companies

The fund has its registered office in Rotterdam and is listed in the Trade Register of the Chamber of Commerce in Rotterdam, under number 24041906.

22. Subsequent events

No significant events that may impact the fund occurred after balance sheet date.

Currency table

Exchange rates

	31/12/2022	31/12/2021
	EUR = 1	EUR = 1
AUD	1.5738	1.5641
CAD	1.4461	1.4365
CHF	0.9874	1.0362
DKK	7.4364	7.4376
GBP	0.8872	0.8396
HKD	8.3298	8.8660
JPY	140.8183	130.9543
KRW	1,349.5376	1,351.8465
NOK	10.5135	10.0282
SEK	11.1202	10.2960
SGD	1.4314	1.5331
TWD	32.8025	31.4629
USD	1.0672	1.1372

Schedule of Investments

As at 31 December 2022

Investments	Currency	Quantity/ Nominal Value	Market Value EUR' 000	% of Net Assets
Transferable securities and money market instruments admitted to an official exchange listing				
Equities				
<i>Finland</i>				
Neste OYJ	EUR	1,748,129	<u>75,205</u>	<u>2.52</u>
			<u>75,205</u>	<u>2.52</u>
<i>Germany</i>				
Allianz SE	EUR	362,508	72,828	2.44
Deutsche Boerse AG	EUR	500,156	<u>80,725</u>	<u>2.71</u>
			<u>153,553</u>	<u>5.15</u>
<i>Ireland</i>				
Accenture plc 'A'	USD	223,777	55,950	1.88
Linde plc	EUR	169,933	51,906	1.74
Trane Technologies plc	USD	500,834	<u>78,881</u>	<u>2.65</u>
			<u>186,737</u>	<u>6.27</u>
<i>Israel</i>				
Check Point Software Technologies Ltd.	USD	522,594	<u>61,776</u>	<u>2.07</u>
			<u>61,776</u>	<u>2.07</u>
<i>Japan</i>				
Keyence Corp.	JPY	83,500	30,490	1.03
Sony Group Corp.	JPY	724,000	51,594	1.73
Sumitomo Mitsui Financial Group, Inc.	JPY	840,000	<u>31,591</u>	<u>1.06</u>
			<u>113,675</u>	<u>3.82</u>
<i>Netherlands</i>				
Signify NV, Reg. S	EUR	1,253,987	39,350	1.32
STMicroelectronics NV	EUR	1,509,050	<u>49,791</u>	<u>1.67</u>
			<u>89,141</u>	<u>2.99</u>
<i>United Kingdom</i>				
AstraZeneca plc	GBP	1,082,782	136,905	4.59
Haleon plc	GBP	18,080,343	66,709	2.24
RELX plc	GBP	2,998,209	77,318	2.59
Unilever plc	GBP	1,333,106	<u>62,836</u>	<u>2.11</u>
			<u>343,768</u>	<u>11.53</u>
<i>United States of America</i>				
Advanced Micro Devices, Inc.	USD	1,088,829	66,080	2.22
Alphabet, Inc. 'A'	USD	1,154,126	95,412	3.20
Amazon.com, Inc.	USD	634,396	49,931	1.67
Apple, Inc.	USD	902,674	109,894	3.69
Aspen Technology, Inc.	USD	147,329	28,354	0.95
AutoZone, Inc.	USD	29,906	69,106	2.32
Bank of America Corp.	USD	2,741,517	85,078	2.85
Capital One Financial Corp.	USD	321,022	27,962	0.94
CBRE Group, Inc. 'A'	USD	731,761	52,768	1.77
Cheniere Energy, Inc.	USD	690,217	96,983	3.25
Colgate-Palmolive Co.	USD	1,090,073	80,475	2.70
Costco Wholesale Corp.	USD	134,428	57,499	1.93
Crown Holdings, Inc.	USD	788,894	60,768	2.04
Deere & Co.	USD	134,006	53,836	1.80
Electronic Arts, Inc.	USD	272,483	31,194	1.05

Schedule of Investments (continued)

As at 31 December 2022

Investments	Currency	Quantity/ Nominal Value	Market Value EUR' 000	% of Net Assets
Transferable securities and money market instruments admitted to an official exchange listing (continued)				
Equities (continued)				
<i>United States of America (continued)</i>				
Elevance Health, Inc.	USD	86,015	41,343	1.39
Eli Lilly & Co.	USD	335,645	115,055	3.86
Home Depot, Inc. (The)	USD	223,289	66,084	2.22
Marsh & McLennan Cos., Inc.	USD	412,599	63,975	2.15
Meta Platforms, Inc. 'A'	USD	210,795	23,769	0.80
Microsoft Corp.	USD	666,338	149,732	5.02
Motorola Solutions, Inc.	USD	193,141	46,638	1.56
NIKE, Inc. 'B'	USD	483,461	53,005	1.78
NVIDIA Corp.	USD	227,591	31,164	1.04
S&P Global, Inc.	USD	143,230	44,950	1.51
Tesla, Inc.	USD	177,663	20,505	0.69
Thermo Fisher Scientific, Inc.	USD	122,256	63,083	2.12
UnitedHealth Group, Inc.	USD	272,734	135,487	4.54
Visa, Inc. 'A'	USD	546,604	106,407	3.57
			<u>1,926,537</u>	<u>64.63</u>
Total Equities			<u>2,950,392</u>	<u>98.98</u>
Total Transferable securities and money market instruments admitted to an official exchange listing			<u>2,950,392</u>	<u>98.98</u>
Total Investments			<u>2,950,392</u>	<u>98.98</u>
Cash			<u>28,591</u>	<u>0.96</u>
Other Assets/(Liabilities)			<u>1,770</u>	<u>0.06</u>
Total Net Assets			<u>2,980,753</u>	<u>100.00</u>

Schedule of Investments (continued)

Forward Currency Exchange Contracts

Currency Purchased	Amount Purchased	Currency Sold	Amount Sold	Maturity Date	Counterparty	Unrealised Gain/(Loss) EUR' 000	% of Net Assets
AUD	101,579,444	USD	68,851,339	13/01/2023	HSBC	59	–
CAD	147,270,742	USD	107,853,398	13/01/2023	Citibank	789	0.03
CHF	84,388,527	USD	90,532,206	13/01/2023	Barclays	731	0.02
DKK	181,369,608	USD	25,726,830	13/01/2023	HSBC	303	0.01
EUR	5,500,000	USD	5,852,263	13/01/2023	Citibank	20	–
EUR	10,819,230	USD	11,486,246	13/01/2023	HSBC	64	–
JPY	14,230,340,286	USD	104,341,751	13/01/2023	Citibank	3,425	0.12
NOK	63,600,000	USD	6,350,912	13/01/2023	Rabobank	101	0.01
SGD	13,120,000	USD	9,690,853	13/01/2023	HSBC	88	–
USD	3,024,225	GBP	2,440,000	13/01/2023	Citibank	83	–
USD	213,352,714	GBP	174,496,622	13/01/2023	HSBC	3,177	0.10
USD	10,562,978	GBP	8,587,088	13/01/2023	Barclays	216	0.01
USD	32,826,807	JPY	4,323,000,000	13/01/2023	HSBC	17	–
Total Unrealised Gain on Forward Currency Exchange Contracts - Assets						9,073	0.30
HKD	223,320,121	USD	28,724,142	13/01/2023	HSBC	(97)	–
SEK	328,575,000	USD	31,785,045	13/01/2023	HSBC	(216)	(0.01)
USD	13,056,649	EUR	12,260,000	13/01/2023	Citibank	(35)	–
USD	115,257,866	EUR	109,058,560	13/01/2023	HSBC	(1,141)	(0.04)
Total Unrealised Loss on Forward Currency Exchange Contracts - Liabilities						(1,489)	(0.05)
Net Unrealised Gain on Forward Currency Exchange Contracts - Assets						7,584	0.25

Rotterdam, 28 April 2023

The Manager
Robeco Institutional Asset Management B.V.

Daily policymakers RIAM:
K. (Karin) van Baardwijk
I.R.M. (Ivo) Frielink
M.C.W. (Mark) den Hollander
M.F. (Mark) van der Kroft
A. (Alexander) Preininger
M. (Marcel) Prins
V. (Victor) Verberk

Other information

Provisions regarding appropriation of the result

According to article 20 of the fund's Articles of Association, the profit, after payment of dividend on the priority shares and less allocations to the reserves deemed desirable by the management board shall be at the disposal of the General Meeting of Shareholders.

Directors' interests

The daily policymakers of RIAM (the management board and manager of the fund) on 1 January 2022 had no personal interests in the investments of the fund. The personal interests in the investments of the fund on 31 December 2022 are shown in the table below.

As at 31 December 2022	Description	Quantity
Unilever plc	Shares	1,042



Independent auditor's report

To: the General Meeting of Shareholders of Robeco Sustainable Global Stars Equities Fund N.V. and the Board of Directors of Robeco Institutional Asset Management B.V.

Report on the audit of the annual financial statements 2022 included in the annual report

Our opinion

In our opinion the accompanying financial statements give a true and fair view of the financial position of Robeco Sustainable Global Stars Equities Fund N.V. as at 31 December 2022 and of its result and cash flows for 2022 in accordance with Part 9 of Book 2 of the Dutch Civil Code.

What we have audited

We have audited the 2022 financial statements of Robeco Sustainable Global Stars Equities Fund N.V. (hereafter: "the fund") based in Rotterdam.

The financial statements comprise:

- 1 the balance sheet as at 31 December 2022;
- 2 the profit and loss account for 2022;
- 3 the cash flow statement for 2022; and
- 4 the notes comprising a summary of the accounting policies and other explanatory information.

Basis for our opinion

We conducted our audit in accordance with Dutch law, including the Dutch Standards on Auditing. Our responsibilities under those standards are further described in the 'Our responsibilities for the audit of the financial statements' section of our report.

We are independent of Robeco Sustainable Global Stars Equities Fund N.V. in accordance with the 'Verordening inzake de onafhankelijkheid van accountants bij assurance-opdrachten' (ViO, Code of Ethics for Professional Accountants, a regulation with respect to independence) and other relevant independence regulations in the Netherlands. Furthermore, we have complied with the 'Verordening gedrags- en beroepsregels accountants' (VGBA, Dutch Code of Ethics).

We designed our audit procedures in the context of our audit of the financial statements as a whole and in forming our opinion thereon. The information in respect of going concern, fraud and



non-compliance with laws and regulations, and the key audit matters were addressed in this context, and we do not provide a separate opinion or conclusion on these matters.

We believe the audit evidence we have obtained is sufficient and appropriate to provide a basis for our opinion.

Information in support of our opinion

Summary

Materiality

- Materiality of EUR 30 million
- 1.0% of equity

Fraud/Noclar, Going concern

- Fraud & Non-compliance with laws and regulations (Noclar) related risks: presumed risk of management override of controls
- Going concern related risks: no going concern risks identified

Key audit matters

- Existence and valuation of investments
- Accuracy of the investment income

Opinion

Unqualified

Materiality

Based on our professional judgement we determined the materiality for the financial statements as a whole at EUR 30 million (2021: EUR 38 million). The materiality is determined based on 1% of the equity of the fund (2021: 1%). We consider equity to be the most appropriate benchmark, since the equity of an investment entity represents the value that an investor could receive on the sale of his share in the investment entity. Changes in the value of the investments are an important part of the total operating income and therefore the result of an investment entity. Due to the dependency on the value changes both the total operating income and the profit before tax are inherently volatile and therefore less suitable as benchmark for determining materiality. The materiality is determined on the basis of the characteristics of the fund, including the investment category.

We have also taken into account misstatements and/or possible misstatements that in our opinion are material for the users of the financial statements for qualitative reasons.



We agreed with those charged with governance (the Board of Directors of Robeco Institutional Asset Management B.V., also the manager) that misstatements identified during our audit in excess of EUR 1.5 million would be reported to them, as well as smaller misstatements that in our view must be reported on qualitative grounds.

Scope of the audit

Outsourcing of business processes to service providers

The fund has no employees and its portfolio management, risk management and financial and investment administration are therefore performed by the manager of the fund, Robeco Institutional Asset Management B.V. (hereafter: 'RIAM').

We are responsible for obtaining sufficient and appropriate audit evidence regarding the services provided by RIAM and therefore we have gained insight into the nature and significance of these services. Based on this assessment we identify the risks of material misstatement and design audit procedures to address these risks.

As part of our audit procedures we rely on the procedures performed by the external auditor of RIAM on the administrative organisation and internal controls relevant for the fund, and the reports specifically prepared for this (so-called ISAE 3402 type II reports). Our audit procedures consisted of determining the minimum expected internal controls at RIAM, and evaluating these internal controls which are included in the ISAE 3402 type II report, the procedures performed in order to test the existence and operating effectiveness of those internal controls and the outcome of these procedures. We also performed this work on relevant administrative processes and internal controls that RIAM itself outsourced to service providers, including the investment administration.

Based on the above procedures performed over these outsourced processes and additional work performed by us, we have determined that the for the fund relevant internal controls within the processes of RIAM (including those internal controls that have been outsourced to service providers) are sufficient to be relied upon in the performance of our audit of the fund's financial statements.

Audit response to the risk of fraud and non-compliance with laws and regulations

In the Report by the manager, the manager of the fund describes its procedures in respect of the risk of fraud and non-compliance with laws and regulations.

As part of our audit, we have gained insights into the fund and its business environment, and assessed the design and implementation and, where considered appropriate, tested the operating effectiveness of the fund's risk management in relation to fraud and non-compliance. Our procedures included, among other things, assessing the fund's code of conduct, whistleblowing procedures, incidents register and its procedures to investigate indications of possible fraud and non-compliance. Furthermore, we performed relevant inquiries with the manager of the fund and other relevant functions, such as Internal Audit / Legal Counsel / Compliance. As part of our audit procedures, we:



- assessed other positions held by management board members and/or other employees and paid special attention to procedures and governance in view of possible conflicts of interest;
- evaluated internal policies of the manager of the fund regarding fraud risk control (prevention, detection and response), including the design of ethical standards to create an open and honest culture;
- evaluated correspondence with supervisory authorities and regulators (including AFM) as well as legal confirmation letters;
- evaluated investigation reports on indications of possible fraud and non-compliance;

In addition, we performed procedures to obtain an understanding of the legal and regulatory frameworks that are applicable to the fund and identified the following areas as those most likely to have a material effect on the financial statements:

- the requirements by or pursuant to the Act on Financial Supervision (Wet op het financieel toezicht, Wft);
- the law on the prevention of money laundering and terrorist financing (Wwft).

We evaluated the fraud and non-compliance risk factors to consider whether those factors indicate a risk of material misstatement in the financial statements.

We rebutted the presumed fraud risk on revenue recognition as the fund invests in listed securities on regulated markets and has involvement of third parties in the dividend and/or income transactions like custodian and depository.

Based on the above and on the auditing standards, we identified the following fraud and non-compliance risks that are relevant to our audit, including the relevant presumed risks laid down in the auditing standards, and responded as follows:

- **Management override of controls (a presumed risk)**

Risk:

- Management is in a unique position to manipulate accounting records and prepare fraudulent financial statements by overriding controls that otherwise appear to be operating effectively.

Responses:

- We evaluated the design and the implementation and, where considered appropriate, tested the operating effectiveness of internal controls that mitigate fraud and non-compliance risks, such as processes related to journal entries.
- We performed a data analysis of high-risk journal entries with a higher risk related to manual post-closing entries. Where we identified instances of unexpected journal entries or other risks through our data analytics, we performed additional audit procedures to



address each identified risk. These audit procedures included verification of transactions back to source information.

Our audit procedures did not reveal indications and/or reasonable suspicion of fraud and non-compliance that are considered material for our audit.

Audit response to going concern - no significant going concern risks identified

Since the risks and rewards from (re)valuations of the investment portfolio are borne by the participants in the fund and the extent of any present and future obligations to third parties is such that these do not affect the fund's going concern, the manager of the fund has assessed that no going concern risks exist for the activities of the fund. As such our risk assessment procedures did not give reason to perform additional audit procedures on management's going concern assessment.

Our key audit matters

Key audit matters are those matters that, in our professional judgement, were of most significance in our audit of the financial statements. We have communicated the key audit matters to those charged with governance. The key audit matters are not a comprehensive reflection of all matters discussed.

Existence and valuation of investments

Description

The fund's investments amount to more than 99% of the total assets. The investments are valued at fair value based on market information. The determination of the fair value for each investment category is disclosed in the accounting policies under the notes to the financial statements. The valuation of the investments has a significant impact on the financial results. We assess the risk of a material misstatement in the valuation of the investments as low due to the fact that 99% of the investment portfolio consists of liquid, listed investments which are traded on an active market. The remaining part consists of derivatives. Due to the amount of the investments in relation to the financial statements as a whole we identify the existence and valuation of investments as a key audit matter.

Our response

Our audit procedures consisted of the following:

- determining the existence of the investments by directly received confirmations from the custodian and other relevant counterparties.
- determining that the used price is based on the method which is defined for the relevant investment category, as disclosed in the accounting policies under the notes to the financial statements. We performed this procedure by comparing the used valuations of the



investments with our independent valuation which is based on observable market prices. In performing these procedures we have used our valuation specialists. Furthermore we evaluated the sufficiency of the disclosure of investments in the financial statements as included under 'Investments' and 'Derivatives'.

Our observation

Based on our procedures we conclude that the investments exist and that the valuation of the investments resulted in an acceptable valuation of the investments in the financial statements. The disclosure of the composition of and movements in investments is adequate.

Accuracy of investment income

Description

The total operating income mainly consists of the changes in the value of investments and direct investment income. The total operating income is to a large extent decisive for the performance of the fund and has therefore a significant effect on the overall view presented by the financial statements. In the audit over 2022, the changes in the value of investments – as part of the total operating income – were identified and assessed as financial statement accounts that do not contain a risk of material misstatement, given the nature of the underlying transactions and the correlation with the valuation of investments already included in the previous key audit matter. The investment income consists of dividends received and for a smaller amount interest income and net revenue from securities lending. The investment income is based on the accounting policies as described in the notes on the financial statements. We consider the accuracy of investment income to be a key audit matter.

Our response

Our audit procedures consisted of the following:

- we have assessed the design, implementation and operating effectiveness of the relevant controls at the manager of the fund, as stated under 'Scope of the audit - Outsourcing of business processes to service providers'.
- we have assessed the accuracy of operating income by applying data analysis techniques where, based on the composition of the investments in combination with information on the return on investments that can be observed in the market, an expected outcome has been determined which subsequently has been compared with the investment income as accounted for. We have involved our specialists in this procedure.

Furthermore, we evaluated the sufficiency of the disclosure in the financial statements as included under 'Investment income'.

Our observation

Based on our procedures performed we conclude that the investment income has been recognized accurately and that the disclosure of the investment income is sufficient.



Report on the other information included in the annual report

In addition to the financial statements and our auditor's report thereon, the annual report contains other information.

Based on the following procedures performed, we conclude that the other information:

- is consistent with the financial statements and does not contain material misstatements; and
- contains the information as required by Part 9 of Book 2 of the Dutch Civil Code for the management report and other information.

We have read the other information. Based on our knowledge and understanding obtained through our audit of the financial statements or otherwise, we have considered whether the other information contains material misstatements.

By performing these procedures, we comply with the requirements of Part 9 of Book 2 of the Dutch Civil Code and the Dutch Standard 720. The scope of the procedures performed is less than the scope of those performed in our audit of the financial statements.

The manager of the fund is responsible for the preparation of the other information, including the information as required by Part 9 of Book 2 of the Dutch Civil Code.

Report on other legal and regulatory requirements

Engagement

We were engaged by the General Meeting on 24 April 2014 as auditor of the fund as of the audit for the year 2014 and have operated as statutory auditor ever since that financial year.

No prohibited non-audit services

We have not provided prohibited non-audit services as referred to in Article 5(1) of the EU Regulation on specific requirements regarding statutory audits of public-interest entities.

Description of responsibilities regarding the financial statements

Responsibilities of the manager of the fund for the financial statements

The manager of the fund is responsible for the preparation and fair presentation of the financial statements in accordance with Part 9 of Book 2 of the Dutch Civil Code. Furthermore, the manager of the fund is responsible for such internal control as the manager determines is necessary to enable the preparation of the financial statements that are free from material misstatement, whether due to fraud or error.

In that respect, the manager of the fund is responsible for the prevention and detection of fraud and non-compliance with laws and regulations, including determining measures to resolve the consequences of it and to prevent recurrence.



As part of the preparation of the financial statements, the manager of the fund is responsible for assessing the fund's ability to continue as a going concern. Based on the financial reporting frameworks mentioned, the manager of the fund should prepare the financial statements using the going concern basis of accounting unless the manager of the fund either intends to liquidate the fund or to cease operations, or has no realistic alternative but to do so. The manager of the fund should disclose events and circumstances that may cast significant doubt on the fund's ability to continue as a going concern in the financial statements.

Our responsibilities for the audit of the financial statements

Our objective is to plan and perform the audit engagement in a manner that allows us to obtain sufficient and appropriate audit evidence for our opinion.

Our audit has been performed with a high, but not absolute, level of assurance, which means we may not detect all material errors and fraud during our audit.

Misstatements can arise from fraud or error and are considered material if, individually or in the aggregate, they could reasonably be expected to influence the economic decisions of users taken on the basis of these financial statements. The materiality affects the nature, timing and extent of our audit procedures and the evaluation of the effect of identified misstatements on our opinion.

A further description of our responsibilities for the audit of the financial statements is included in the appendix to this auditor's report. This description forms part of our auditor's report.

Utrecht, 28 April 2023

KPMG Accountants N.V.

G.J. Hoeve RA

Appendix:

Description of our responsibilities for the audit of the financial statements



Appendix

Description of our responsibilities for the audit of the financial statements

We have exercised professional judgement and have maintained professional scepticism throughout the audit, in accordance with Dutch Standards on Auditing, ethical requirements and independence requirements. Our audit included among others:

- identifying and assessing the risks of material misstatement of the financial statements, whether due to fraud or error, designing and performing audit procedures responsive to those risks, and obtaining audit evidence that is sufficient and appropriate to provide a basis for our opinion. The risk of not detecting a material misstatement resulting from fraud is higher than the risk resulting from error, as fraud may involve collusion, forgery, intentional omissions, misrepresentations, or the override of internal control;
- obtaining an understanding of internal control relevant to the audit in order to design audit procedures that are appropriate in the circumstances, but not for the purpose of expressing an opinion on the effectiveness of the fund's internal control;
- evaluating the appropriateness of accounting policies used and the reasonableness of accounting estimates and related disclosures made by the manager of the fund;
- concluding on the appropriateness of manager's use of the going concern basis of accounting, and based on the audit evidence obtained, whether a material uncertainty exists related to events or conditions that may cast significant doubt on fund's ability to continue as a going concern. If we conclude that a material uncertainty exists, we are required to draw attention in our auditor's report to the related disclosures in the financial statements or, if such disclosures are inadequate, to modify our opinion. Our conclusions are based on the audit evidence obtained up to the date of our auditor's report. However, future events or conditions may cause a company to cease to continue as a going concern;
- evaluating the overall presentation, structure and content of the financial statements, including the disclosures; and
- evaluating whether the financial statements represent the underlying transactions and events in a manner that achieves fair presentation.

We communicate with those charged with governance regarding, among other matters, the planned scope and timing of the audit and significant audit findings, including any significant findings in internal control that we identify during our audit. In this respect we also submit an additional report to the Board of Directors of Robeco Institutional Asset Management B.V. (also responsible for the tasks generally performed by the audit committee) in accordance with Article 11 of the EU Regulation on specific requirements regarding statutory audits of public-interest entities. The information included in this additional report is consistent with our audit opinion in this auditor's report.



We provide those charged with governance with a statement that we have complied with relevant ethical requirements regarding independence, and to communicate with them all relationships and other matters that may reasonably be thought to bear on our independence, and where applicable, related safeguards.

From the matters communicated with those charged with governance, we determine the key audit matters: those matters that were of most significance in the audit of the financial statements. We describe these matters in our auditor's report unless law or regulation precludes public disclosure about the matter or when, in extremely rare circumstances, not communicating the matter is in the public interest.

Sustainability disclosure (unaudited)

ANNEX IV

Template periodic disclosure for the financial products referred to in Article 8, paragraphs 1, 2 and 2a, of Regulation (EU) 2019/2088 and Article 6, first paragraph, of Regulation (EU) 2020/852

Product name: Robeco Sustainable Global Stars Equities Fund N.V.
Legal entity identifier: 2138001XI4VRA8YIVQ69

Environmental and/or social characteristics

Did this financial product have a sustainable investment objective?

<input checked="" type="radio"/> <input type="radio"/> <input type="checkbox"/> Yes	<input type="radio"/> <input type="radio"/> <input checked="" type="checkbox"/> No
<input type="checkbox"/> It made sustainable investments with an environmental objective: ___% <ul style="list-style-type: none"> <input type="checkbox"/> in economic activities that qualify as environmentally sustainable under the EU Taxonomy <input type="checkbox"/> in economic activities that do not qualify as environmentally sustainable under the EU Taxonomy <input type="checkbox"/> It made sustainable investments with a social objective: ___%	<input checked="" type="checkbox"/> It promoted Environmental/Social (E/S) characteristics and while it did not have as its objective a sustainable investment, it had a proportion of 82.4% of sustainable investments <ul style="list-style-type: none"> <input type="checkbox"/> with an environmental objective in economic activities that qualify as environmentally sustainable under the EU Taxonomy <input checked="" type="checkbox"/> with an environmental objective in economic activities that do not qualify as environmentally sustainable under the EU Taxonomy <input checked="" type="checkbox"/> with a social objective <input type="checkbox"/> It promoted E/S characteristics, but did not make any sustainable investments

Sustainable investment means an investment in an economic activity that contributes to an environmental or social objective, provided that the investment does not significantly harm any environmental or social objective and that the investee companies follow good governance practices.

The **EU Taxonomy** is a classification system laid down in Regulation (EU) 2020/852, establishing a list of **environmentally sustainable economic activities**. That Regulation does not lay down a list of socially sustainable economic activities. Sustainable investments with an environmental objective might be aligned with the Taxonomy or not.



To what extent were the environmental and/or social characteristics promoted by this financial product met?

The fund promotes the following Environmental and Social characteristics:

1. All equity holdings granted the right to vote and Robeco exerted that right by voting according to Robeco's Proxy Voting Policy, unless impediments occurred (e.g. share blocking).
2. The sub-fund's portfolio complied with Robeco's Exclusion Policy excluding investments in companies that are exposed to controversial behavior and controversial products. This means that the Sub-fund had no exposure to excluded securities, taking into account a grace period.
3. The sub-fund avoided investment in companies that are in breach of the ILO standards, UNGPs, UNGC or OECD Guidelines for Multinational Enterprises. Companies in the portfolio that have

Sustainability indicators measure how the environmental or social characteristics promoted by the financial product are attained.

Sustainability disclosure (unaudited)

breached one of the international guidelines during the investment period, have become part of the Enhanced Engagement program. When engagement deemed highly unlikely to succeed, the company was excluded directly.

4. Investments with an elevated sustainability risk are defined by Robeco as companies with an ESG Risk Rating of 40 and higher. The sub-fund was limited to a maximum exposure of 2 % to investments with an elevated sustainability risk, based on the market weight in the portfolio taking into account regional differences and benchmark. Each investment with an ESG Risk rating of higher than 40 requires separate approval by a dedicated committee of SI specialists, compliance and risk management that oversees the bottom-up sustainability analysis.
5. The sub-fund's weighted carbon (scope level 1 and 2), water and waste footprint score was at least 20% better than that of the general market index.
6. The sub-fund's weighted average ESG score was better than that of the general market index.

● ***How did the sustainability indicators perform?***

The sustainability indicators used to measure the attainment of each of the environmental or social characteristics promoted by this financial product performed as follows. All values are based on the positions and available data as at 31 December 2022.

1. On behalf of the sub-funds votes, were cast on 655 agenda items at 43 shareholders' meetings.
2. The portfolio contained on average 0.24% investments that are on the Exclusion list as result of the application of the applicable exclusion policy. Unless sanctions stipulate specific timelines, exclusions apply within three months after the announcement. If selling is not possible for liquidity reasons, then buying is not allowed. Once selling is possible at a reasonable price, holdings will be sold.
3. 0 companies in portfolio are in violation of the ILO standards, UNGPs, UNGC or OECD Guidelines for Multinational Enterprises and hence are a part of the Enhanced Engagement program.
4. 0% of the holdings in portfolio had an elevated sustainability risk profile.
5. The Sub-fund's weighted score for the carbon (scope level 1 and 2), water and waste footprint were respectively 74.12%, 90.26% and 89.24% better than the general market index.
6. The sub-fund's weighted average ESG score was 17.48 against 21.48 for the general market index.

● ***What were the objectives of the sustainable investments that the financial product partially made and how did the sustainable investment contribute to such objectives?***

Robeco uses its proprietary SDG framework to determine if an investment qualifies as sustainable investment. Robeco's SDG Framework is a tool that systematically assesses individual companies on key SDG targets and sector-specific indicators which help analysts determine a company's SDG contributions. These contributions aggregate into an overall SDG company score. The resulting scores are used to help construct portfolios that pursue positive impact, avoid negative impact, and support sustainable progress in the economy, society and the natural environment. Positive scores imply that the investment do not significant harm any of the UN Sustainable Development goals.

The sustainable investments contributed to any or more of the UN Sustainable Development Goals, which include both social and environmental objectives. Robeco used

Sustainability disclosure (unaudited)

its proprietary SDG Framework to assess which investments constitute a sustainable investment as referred to in art 2(17) SFDR. Under the SDG Framework, “SDG scores” are calculated for each investment. Investments having positive SDG scores (+1, +2, +3) are deemed to contribute to the UN SDGs.

How did the sustainable investments that the financial product partially made not cause significant harm to any environmental or social sustainable investment objective?

Alignment with the OECD Guidelines for Multinational Enterprises, the UN Guiding Principles on Business and Human Rights and Principal Adverse Impact (PAI) are considered in the calculation of SDG scores under Robeco’s proprietary SDG Framework. Violations with the OECD Guidelines for Multinational Enterprises and the UN Guiding Principles on Business and Human Rights and Principal Adverse Impact lead to a negative SDG score. Only investments with a positive SDG score can be classified as sustainable investment, indicating that such investments did no significant harm to any environmental or social sustainable investment objective. Minus scores show harm. Scores of -2 or -3 may even cause significant harm.

How were the indicators for adverse impacts on sustainability factors taken into account?

The fund considered principal adverse impacts of its investment decisions on sustainability factors as part of its investment due diligence process and procedures. For sustainable investments this meant ensuring that the investments do no significant harm to any environmental or social objective. Many PAI indicators are either directly or indirectly included in the SDG Framework to determine whether a company has significant impacts on the SDGs related to the PAI indicators.

The following PAIs were considered in the fund:

- PAI 1, table 1 was considered for scope 1, 2 and 3 Green House Gas emissions via engagement, proxy voting and exclusions. Robeco’s Exclusion policy covers the exclusion of activities with highly negative climate impacts (e.g. thermal coal (≥ 20% of the revenues), oil sands (≥ 10% of the revenues) and arctic drilling (≥ 5% of the revenues)).
- PAI 2, table 1 was considered for scope 1 and 2 carbon footprint via engagement, proxy voting and exclusions. Robeco’s Exclusion policy covers the exclusion of activities with highly negative climate impacts (e.g. thermal coal (≥ 20% of the revenues), oil sands (≥ 10% of the revenues) and arctic drilling (≥ 5% of the revenues)).
- PAI 3, table 1 was considered for scope 1 and 2 Green House Gas intensity of investee companies via engagement, proxy voting and exclusions. Robeco’s Exclusion policy covers the exclusion of activities with highly negative climate impacts (e.g. thermal coal (≥ 20% of the revenues), oil sands (≥ 10% of the revenues) and arctic drilling (≥ 5% of the revenues)).
- PAI 4, table 1 regarding the exposure to companies in the fossil fuel sector was considered via engagement, proxy voting and exclusions. Robeco’s Exclusion policy covers the exclusion of activities with highly negative climate impacts (e.g. thermal coal (≥ 20% of the revenues), oil sands (≥ 10% of the revenues) and arctic drilling (≥ 5% of the revenues)).

Principal adverse impacts are the most significant negative impacts of investment decisions on sustainability factors relating to environmental, social and employee matters, respect for human rights, anti-corruption and anti-bribery matters.

Sustainability disclosure (unaudited)

- PAI 5, table 1 regarding the share of energy consumption from non-renewable sources was considered via engagement, proxy voting and exclusions. Robeco is committed to contribute to the goals of the Paris Agreement and to achieving net zero carbon emissions by 2050. The portfolio decarbonization targets are derived from the P2 pathway from the IPCC 1.5-degree scenario of 2018. The P2 pathway is composed of the following emission milestones: 49% reduction of GHG emissions in 2030 and -89% reduction of GHG emissions in 2050, both relative to 2010 baseline.
- PAI 6, table 1 regarding Energy consumption per High Impact Climate sector was considered via engagement, proxy voting and exclusions. Robeco's Exclusion policy covers the exclusion of activities with highly negative climate impacts (e.g. thermal coal (Coal power expansion plans \geq 300 MW)).
- PAI 7, table 1 regarding activities negatively affecting biodiversity sensitive areas was considered via engagement. Robeco is developing methods to evaluate the materiality of biodiversity for our portfolios, and the impact of our portfolios on biodiversity. Based on such methods Robeco will set quantified targets in order to combat biodiversity loss, latest by 2024.
- For relevant sectors, biodiversity impact is considered in fundamental SI research analysis. Robeco is developing a framework to consider this across all investments.
- PAI 8, table 1 regarding Water emissions was considered via engagement. Within Robeco's Controversial Behavior program, companies are screened on a potential violation in relation to water. When Robeco deems a company to cause significant negative impact on local water supply or waste issues which is a breach of UN Global Compact principle 7, it will either apply enhanced engagement or directly exclude the company from the universe.
- PAI 9, table 1 regarding hazardous waste and radioactive waste ratio was considered via engagement. In addition, within Robeco's Controversial Behavior program, companies are screened on a potential violation in relation to waste. When Robeco deems a company to cause significant negative impact on local water supply or waste issues which is a breach of UN Global Compact principle 7, it will either apply enhanced engagement or directly exclude the company from the universe.
- PAI 10, table 1 regarding violations of UN Global Compact principles and Organisation for Economic Cooperation and Development (OECD) Guidelines for Multinational Enterprises was considered via engagement, proxy voting and exclusions. Robeco acts in accordance with the International Labor Organization (ILO) standards, United Nations Guiding Principles (UNGPs), United Nations Global Compact (UNGC) Principles and the Organization for Economic Co-operation and Development (OECD) Guidelines for Multinational Enterprises, and is guided by these international standards to assess the behavior of companies. In order to mitigate severe breaches, an enhanced engagement process is applied where Robeco deems a severe breach of these principles and guidelines has occurred. If this enhanced engagement, which may last up to a period of three years, does not lead to the desired change, Robeco will exclude a company from its investment universe.
- PAI 11, table 1 regarding lack of processes and compliance mechanisms to monitor compliance with UN Global Compact principles and OECD Guidelines for Multinational Enterprises was considered via engagement and proxy voting. Robeco supports the human rights principles described in the Universal Declaration of Human Rights (UDHR) and detailed in the Guiding Principles on Business and Human Rights (UNGP), the OECD Guidelines for Multinational Enterprises and the

Sustainability disclosure (unaudited)

eight fundamental International Labour Organization (ILO) conventions. Our commitment to these principles means Robeco will expect companies to formally commit to respect human rights, have in place human rights due diligence processes, and, where appropriate, ensure that victims of human rights abuses have access to remedy.

- PAI 12, table 1 regarding unadjusted gender pay-gap was considered via engagement and proxy voting. In 2022, Robeco launched an engagement program on diversity and inclusion, which will include elements in relation to the gender pay gap. Overall, gender pay gap disclosures are only mandatory in few jurisdictions (e.g. UK, California). Companies are encouraged to improve such disclosures.
- PAI 13, table 1 regarding board gender diversity was considered via engagement and proxy voting. In 2022, Robeco launched an engagement program on diversity and inclusion, which will include elements in relation to equal pay.
- PAI 14, table 1 regarding exposure to controversial weapons was considered via exclusions. For all strategies Robeco deems anti-personnel mines, cluster munitions, chemical, biological weapons, white phosphorus, depleted uranium weapons and nuclear weapons that are tailor made and essential, to be controversial weapons. Exclusion is applied to companies that are manufacturers of certain products that do not comply with the following treaties or legal bans on controversial weapons: 1. The Ottawa Treaty (1997) which prohibits the use, stockpiling, production and transfer of anti-personnel mines. 2. The Convention on Cluster Munitions (2008) which prohibits the use, stockpiling, production and transfer of cluster munitions. 3. The Chemical Weapons Convention (1997) which prohibits the use, stockpiling, production and transfer of chemical weapons. 4. Biological Weapons Convention (1975) which prohibits the use, stockpiling, production and transfer of biological weapons. 5. The Treaty on the Non-Proliferation of Nuclear Weapons (1968) which limits the spread of nuclear weapons to the group of so-called Nuclear Weapons States (USA, Russia, UK, France and China). 6. The Dutch act on Financial Supervision 'Besluit marktmisbruik' art. 21 a. 7. The Belgian Loi Mahoux, the ban on uranium weapons. 8. Council Regulation (EU) 2018/1542 of 15 October 2018 concerning restrictive measures against the proliferation and use of chemical weapons.
- PAI 4, table 2 regarding investments in companies without carbon emission reduction initiatives was considered via engagement. Robeco engages with key high emitters in our investment portfolios via the engagement themes "Acceleration to Paris" and "Net Zero Carbon Emissions".
- PAI 5, table 3 regarding the share of investments in investee companies without any grievance or complaintshandling mechanism was considered.
- PAI 6, table 3 regarding insufficient whistleblower protection was considered.
- PAI 7, table 3 regarding incidents of discrimination was considered.
- PAI 8, table 3 regarding excessive CEO pay ratio was considered via proxy voting and engagement under the engagement program "Responsible Executive Remuneration".

— — *Were sustainable investments aligned with the OECD Guidelines for Multinational Enterprises and the UN Guiding Principles on Business and Human Rights? Details:*

The sustainable investments were aligned with the OECD Guidelines for Multinational Enterprises and the UN Guiding Principles on Business and Human Rights via both Robeco's Exclusion Policy and Robeco's SDG Framework. Robeco's SDG Framework screens for

Sustainability disclosure (unaudited)

breaches on these principles in the final step of the framework. In this step, Robeco checks whether the company concerned has been involved in any controversies. Involvement in any controversy will result in a negative SDG score for the company, meaning it is not a sustainable investment.

Robeco's Exclusion Policy includes an explanation of how Robeco acts in accordance with the International Labor Organization (ILO) standards, United Nations Guiding Principles (UNGPs), United Nations Global Compact (UNGC) Principles and the Organization for Economic Co-operation and Development (OECD) Guidelines for Multinational Enterprises and is guided by these international treaties to assess the behaviour of companies. Robeco continuously screens its investments for breaches of these principles. In the reported year, there have been no breaches.

The EU Taxonomy sets out a “do not significant harm” principle by which Taxonomy-aligned investments should not significantly harm EU Taxonomy objectives and is accompanied by specific Union criteria.

The “do no significant harm” principle applies only to those investments underlying the financial product that take into account the EU criteria for environmentally sustainable economic activities. The investments underlying the remaining portion of this financial product do not take into account the EU criteria for environmentally sustainable economic activities.

Any other sustainable investments must also not significantly harm any environmental or social objectives.



How did this financial product consider principal adverse impacts on sustainability factors?

PAI were considered both pre-investment (through exclusions and through integration in the investment due diligence) and post-investments (through engagement). All values are based on the average positions over the reporting period.

Pre-investment, the following principal adverse impacts on sustainability factors were considered:

- Via the applied normative and activity-based exclusions, the following PAIs were considered:
 - Exposure to companies active in the fossil fuel sector (PAI 4, Table 1) was 5.43% of the net assets, compared to 5.12% of the benchmark
 - Exposure to companies in violations of the UN Global Compact Principles and Organisation for Economic Cooperation and Development (OECD) Guidelines for Multinational Enterprises (PAI 10, Table 1) was 0% of the net assets, compared to 0.06% of the benchmark
 - Exposure to companies exploiting activities negatively affecting biodiversity-sensitive areas (PAI 7, Table 1) was 0.58% of the net assets, compared to 9.55% of the benchmark. The consideration of this PAI is currently restricted to applying exclusions to palm oil producing companies and for any breaches to the UNGC, UNGP and OECD Guidelines for Multinational Enterprises in relation to biodiversity.

Sustainability disclosure (unaudited)

- Exposure to controversial weapons (anti-personnel mines, cluster munitions, chemical weapons (PAI 14, Table 1) was 0.07% of the net assets, compared to 0.36% of the benchmark
- o Via the ESG integration process, as part of the investment due diligence policies and procedures, the following PAIs were considered:
 - All indicators related to GHG emissions, as part of the required Climate Risk analysis (PAI 1-6, Table 1, PAI 4, Table 2)
 - Biodiversity, water and waste indicators (PAI 7-9, Table 1) when relevant for the sector
 - The board gender diversity (PAI 13, Table 1), expressed as the weighted average ratio of female to male board members of the portfolio was 0.6 compared to 0.5 for the benchmark.

Post-investment, the following principal adverse impacts on sustainability factors were taken into account:

- o Via the application of the voting policy, the following PAIs were considered:
 - All indicators related to GHG emissions (PAI 1-6, Table 1)
 - Indicators in related to social and employee matters (PAI 10-13, Table 1; PAI 5-8, Table 3)
- o Via Robeco's entity engagement program, the following PAIs were considered:
 - At year end 24 companies in portfolio were subject to the Robeco Entity Engagement program. Via the Robeco Entity Engagement program, the following numbers of engagement cases per PAI were active on portfolio holdings, during the reporting period: PAI 12, table 1: Unadjusted gender pay gap 2 cases. PAI 13, table 1: Board gender diversity 2 cases. PAI 7, table 1: Activities negatively affecting biodiversity sensitive areas 1 case.
 - All indicators related to Climate and other environment-related indicators (PAI 1-9, Table 1)
 - Violations of the UN Global Compact Principles and Organisation for Economic Cooperation and Development (OECD) Guidelines for Multinational Enterprises (PAI 10, Table 1)
 - In addition, based on a yearly review of Robeco's performance on all mandatory and selected voluntary indicators, holdings of The Sub-fund that cause adverse impact might be selected for engagement.

Sustainability disclosure (unaudited)

What were the top investments of this financial product?



Largest investments	Sector	% Assets	Country
Microsoft Corp	Software	6.10%	United States
AstraZeneca PLC	Pharmaceuticals	4.81%	United
UnitedHealth Group Inc	Health Care Providers	4.65%	United States
Apple Inc	Technology	4.51%	United States
Alphabet Inc (Class A)	Interactive Media &	4.46%	United States
Eli Lilly & Co	Pharmaceuticals	4.31%	United States
Cheniere Energy Inc	Oil, Gas &	4.17%	United States
Bank of America Corp	Banks	3.46%	United States
Visa Inc	IT Services	3.09%	United States
Deutsche Boerse AG	Capital Markets	2.61%	Germany
Elevance Health Inc	Health Care Providers	2.54%	United States
RELX PLC	Professional Services	2.39%	United
Colgate-Palmolive Co	Household Products	2.39%	United States
CBRE Group Inc	Real Estate	2.23%	United States
Amazon.com Inc	Internet & Direct	2.07%	United States

The list includes the investments constituting the **greatest proportion of investments** of the financial product during the reference period which is: 1 January 2022 through 31 December 2022

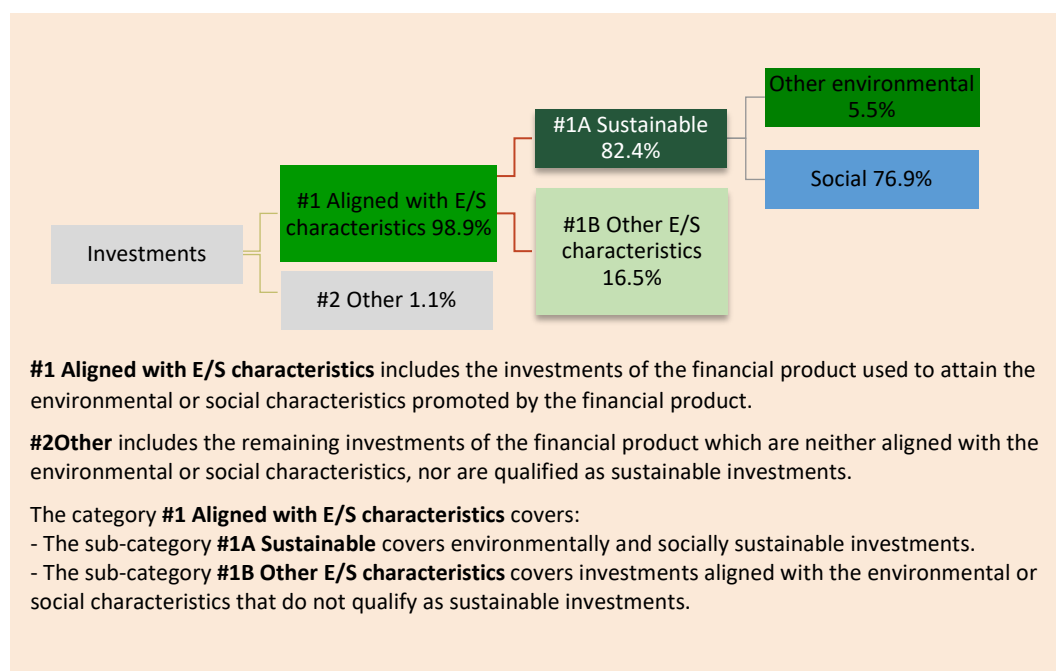


What was the proportion of sustainability-related investments?

98.9%

What was the asset allocation?

Asset allocation describes the share of investments in specific assets.



Sustainability disclosure (unaudited)

● In which economic sectors were the investments made?

GICS Sector Level 3	Average exposure in % over the reporting period
Sectors deriving revenues from exploration, mining, extraction, production, processing, storage, refining or distribution, including transportation, storage and trade, of fossil fuels	
Oil, Gas & Consumable Fuels	6.02%
Other sectors	
Pharmaceuticals	9.58%
Software	8.89%
Health Care Providers & Services	7.19%
Interactive Media & Services	5.47%
IT Services	5.02%
Technology Hardware, Storage & Peripherals	4.51%
Capital Markets	4.11%
Insurance	3.87%
Banks	3.73%
Semiconductors & Semiconductor Equipment	3.72%
Specialty Retail	3.65%
Internet & Direct Marketing Retail	2.67%
Household Products	2.39%
Professional Services	2.39%
Real Estate Management & Development	2.23%
Containers & Packaging	2.00%
Chemicals	1.96%
Machinery	1.94%
Building Products	1.82%
Household Durables	1.78%
Consumer Finance	1.69%
Life Sciences Tools & Services	1.66%
Personal Products	1.58%
Electrical Equipment	1.31%
Food & Staples Retailing	1.27%
Entertainment	1.01%
Semiconductors & semicond. equipm.	0.75%
Hotels, Restaurants & Leisure	0.67%
Electronic Equipment & Instruments	0.61%
Automobiles	0.56%
Textiles, Apparel & Luxury Goods	0.44%
Communications Equipment	0.39%
Metals & Mining	0.31%
Electronic Equipment, Instruments & Components	0.26%
Cash and other instruments	2.55%

Sustainability disclosure (unaudited)




To what extent were the sustainable investments with an environmental objective aligned with the EU Taxonomy?

0%.

● **Did the financial product invest in fossil gas and/or nuclear energy related activities complying with the EU Taxonomy 1?**

- Yes:
 - In fossil gas
 - In nuclear energy
- No

The graphs below show in green the percentage of investments that were aligned with the EU Taxonomy. As there is no appropriate methodology to determine the taxonomy-alignment of sovereign bonds, the first graph shows the Taxonomy alignment in relation to all the investments of the financial product including sovereign bonds, while the second graph shows the Taxonomy alignment only in relation to the investments of the financial product other than sovereign bonds.*



*For the purpose of these graphs, 'sovereign bonds' consist of all sovereign exposures

● **What was the share of investments made in transitional and enabling activities?**

¹ Fossil gas and/or nuclear related activities will only comply with the EU Taxonomy where they contribute to limiting climate change ("climate change mitigation") and do not significantly harm any EU Taxonomy objective - see explanatory note in the left hand margin. The full criteria for fossil gas and nuclear energy economic activities that comply with the EU Taxonomy are laid down in Commission Delegated Regulation (EU) 2022/1214.

To comply with the EU Taxonomy, the criteria for **fossil gas** include limitations on emissions and switching to fully renewable power or low-carbon fuels by the end of 2035. For **nuclear energy**, the criteria include comprehensive safety and waste management rules.

Enabling activities directly enable other activities to make a substantial contribution to an environmental objective.

Transitional activities are activities for which low-carbon alternatives are not yet available and among others have greenhouse gas emission levels corresponding to the best performance.

Sustainability disclosure (unaudited)

0%.



What was the share of sustainable investments with an environmental objective not aligned with the EU Taxonomy?

5.5%. This concerns investments with a positive score on one of more of the following SDG's, without harming other SDG's: SDG 12 (responsible consumption and production), 13 (climate action), 14 (life below water) or 15 (life on land).



What was the share of socially sustainable investments?

76.9%. This concerns investments with a positive score on one of more of the following SDGs, without harming other SDGs: SDG 1 (No poverty), 2 (zero hunger), 3 (good health and well-being), 4 (quality education), 5 (gender equality), 6 (clean water and sanitation), 7 (affordable and clean energy), 8 (decent work and economic growth), 9 (industry, innovation and infrastructure), 10 (reduced inequalities), 11 (sustainable cities and communities), 16 (peace justice and strong institutions) or 17 (partnerships for the goals).




What investments were included under "other", what was their purpose and were there any minimum environmental or social safeguards?

Amongst others, the use of cash, cash equivalents and derivatives is included under "#2 Other". The fund may make use of derivatives for hedging, liquidity and efficient portfolio management as well as investment purposes (in line with the investment policy). Any derivatives in the fund were not used to attain environmental or social characteristics promoted by the financial product.



What actions have been taken to meet the environmental and/or social characteristics during the reference period?

During the reporting period, the overall sustainability profile of the fund was improved further by focusing on material information with regards to Environmental, Social and Governance factors. Furthermore, we have over half of our holdings under active engagement either within Robeco's thematic engagement programs or under more company-specific engagement topics related to Environmental, Social and/or Governance issues. In addition, the environmental profile of the fund in terms of water use, waste generation and greenhouse gas emissions of the fund remained well below that of the benchmark. The fund has an environmental profile that is more than 60% better than the benchmark.

 are sustainable investments with an environmental objective that do not take into account the criteria for environmentally sustainable economic activities under Regulation (EU) 2020/852.