



**SUPPLEMENT DATED FEBRUARY 25, 2021 TO
THE SUMMARY PROSPECTUS AND PROSPECTUS DATED MAY 1, 2020
AND THE CURRENT STATEMENT OF ADDITIONAL INFORMATION
OF VANECK VECTORS ETF TRUST**

**IMPORTANT NOTICE REGARDING CHANGES IN INDEX, INVESTMENT OBJECTIVE AND
PRINCIPAL INVESTMENT STRATEGY**

This Supplement updates certain information contained in the above-dated Summary Prospectus and Prospectus, and the current Statement of Additional Information ("SAI") for VanEck Vectors[®] ETF Trust (the "Trust") regarding VanEck Vectors Low Carbon Energy ETF (the "Fund"), a series of the Trust. You may obtain copies of the Fund's Summary Prospectus, Prospectus and Statement of Additional Information free of charge, upon request, by calling toll-free 1.800.826.2333 or by visiting the VanEck website at www.vaneck.com.

At a meeting held on February 24, 2021, the Board of Trustees of the Trust considered and unanimously approved: (i) changing the Fund's benchmark index from the Ardour Global IndexSM (Extra Liquid) to the MVIS Global Low Carbon Energy Index; (ii) changing the Fund's investment objective; and (iii) changing the Fund's principal investment strategy.

The Board of Trustees of the Trust has approved a change to the Fund's investment objective of seeking to replicate as closely as possible, before fees and expenses, the price and yield performance of the Ardour Global IndexSM (Extra Liquid). Effective on or after April 26, 2021 (the "Effective Date"), the Fund will seek to replicate as closely as possible, before fees and expenses, the price and yield performance of the MVIS Global Low Carbon Energy Index (the "Low Carbon Energy Index"). The Fund's investment objective is not fundamental and may be changed by the Board of Trustees without shareholder approval upon 60 days' prior written notice to shareholders.

In connection with this change, the Fund may experience additional portfolio turnover, which may cause the Fund to incur additional transaction costs and may result in higher taxes when Fund shares are held in a taxable account. During the period of the transition, the Fund is likely to incur higher tracking error than is typical for the Fund.

Effective on the Effective Date, all references in the Fund's Summary Prospectus, Prospectus and SAI to the "Ardour Global IndexSM (Extra Liquid)" will be deleted and replaced with the "MVIS Global Low Carbon Energy Index."

In connection with the change to the Fund's benchmark index, investment objective and principal investment strategy, on the Effective Date, the "Principal Investment Strategies" section of the Fund's Summary Prospectus and Prospectus is hereby deleted in its entirety and replaced with the following:

The Fund normally invests at least 80% of its total assets in stocks of low carbon energy companies. Such companies may include small- and medium-capitalization companies and foreign issuers. "Low carbon energy companies" refers to companies primarily engaged in renewable energy, including renewable energy production, alternative fuels, electric vehicles, and related technologies and building materials (such as advanced batteries). Renewable energy refers to the generation of power through environmentally friendly sources that can replace or supplement traditional fossil-fuel sources and that may reduce the global carbon footprint. It includes power derived principally from bio-fuels (such as ethanol), wind, solar, hydro, hydrogen, and geothermal sources and also includes lithium-ion batteries, fuel cells, and the various technologies that support the production, use and storage of these sources. As of December 31, 2020, the Low Carbon Energy Index included 57 securities of companies with a market capitalization range of between approximately \$2 billion and \$669 billion and a weighted

average market capitalization of \$96 billion. These amounts are subject to change. The Fund's 80% investment policy is non-fundamental and may be changed without shareholder approval upon 60 days' prior written notice to shareholders.

The Fund, using a "passive" or indexing investment approach, attempts to approximate the investment performance of the Low Carbon Energy Index by investing in a portfolio of securities that generally replicates the Low Carbon Energy Index. Unlike many investment companies that try to "beat" the performance of a benchmark index, the Fund does not try to "beat" the Low Carbon Energy Index and does not seek temporary defensive positions that are inconsistent with its investment objective of seeking to replicate the Low Carbon Energy Index. The Fund normally invests at least 80% of its total assets in securities that comprise the Low Carbon Energy Index.

The Fund is classified as a non-diversified fund under the Investment Company Act of 1940, as amended (the "1940 Act"), and, therefore, may invest a greater percentage of its assets in a particular issuer. The Fund may concentrate its investments in a particular industry or group of industries to the extent that the Low Carbon Energy Index concentrates in an industry or group of industries. As of December 31, 2020, the Fund was concentrated in the utilities sector, and each of the consumer discretionary, industrials, and information technology sectors represented a significant portion of the Fund.

Additionally, the section entitled "ARDOUR GLOBAL INDEXSM (EXTRA LIQUID)" in the Prospectus is hereby deleted and replaced with the following:

MVIS GLOBAL LOW CARBON ENERGY INDEX

The Low Carbon Energy Index is a rules based index intended to give investors a means of tracking the overall performance of renewable energy companies which may include, but is not limited to: wind, solar, hydro, hydrogen, bio-fuel or geothermal technology, lithium-ion batteries, electric vehicles and related equipment, waste-to-energy production, smart grid technologies, or building or industrial materials that reduce carbon emissions or energy consumption.

To be initially eligible for the Low Carbon Energy Index, (i) companies must generate at least 50% of their revenues, operating activity or energy generation capacity from renewable energy (as defined above) and (ii) all stocks must have a market capitalization of greater than \$150 million as of the end of the month prior to the month in which a rebalancing date occurs.

The Low Carbon Energy Index is the exclusive property of MV Index Solutions GmbH ("MVIS") (a wholly owned subsidiary of the Adviser), which has contracted with Solactive AG to maintain and calculate the Low Carbon Energy Index. Irrespective of its obligations towards MVIS, Solactive AG has no obligation to point out errors in the Low Carbon Energy Index to third parties. VanEck Vectors Low Carbon Energy ETF is not sponsored, endorsed, sold or promoted by MVIS and MVIS makes no representation regarding the advisability of investing in the VanEck Vectors Low Carbon Energy ETF.

The Low Carbon Energy Index is reconstituted and rebalanced quarterly. MVIS may delay or change a scheduled rebalancing or reconstitution of the Low Carbon Energy Index or the implementation of certain rules at its sole discretion.

Additionally, the section entitled "License Agreements and Disclaimers" in the Prospectus and SAI with respect to the Fund is hereby deleted in its entirety and replaced with the following:

The Adviser has entered into a licensing agreement with MVIS to use the Low Carbon Energy Index.

Shares of the Fund are not sponsored, endorsed, sold or promoted by MVIS. MVIS makes no representation or warranty, express or implied, to the owners of Shares of the Fund or any member of

the public regarding the advisability of investing in securities generally or in the Shares of the Fund particularly or the ability of the Index to track the performance of the securities market. The Index is determined and composed by MVIS without regard to the Adviser or the Shares of the Fund. MVIS has no obligation to take the needs of the Adviser or the owners of Shares of the Fund into consideration in determining or composing the Index. MVIS is not responsible for and has not participated in the determination of the timing of, prices at, or quantities of the Shares of the Fund to be issued or in the determination or calculation of the equation by which the Shares of the Fund are to be converted into cash. MVIS has no obligation or liability in connection with the administration, marketing or trading of the Shares of the Fund.

The MVIS Indices are the exclusive property of MVIS, which has contracted with Solactive AG to maintain and calculate the MVIS Indices. Solactive AG uses its best efforts to ensure that the MVIS Indices are calculated correctly. Irrespective of its obligations towards MVIS, Solactive AG has no obligation to point out errors in the MVIS Indices to third parties including but not limited to investors and/or financial intermediaries of the financial instrument.

MVIS Index ETFs are not sponsored, promoted, sold or supported in any other manner by Solactive AG nor does Solactive AG offer any express or implicit guarantee or assurance either with regard to the results of using the MVIS Indices and/or its trade mark or its price at any time or in any other respect. The MVIS Indices are calculated and maintained by Solactive AG. Solactive AG uses its best efforts to ensure that the MVIS Indices are calculated correctly. Irrespective of its obligations towards MVIS, Solactive AG has no obligation to point out errors in the MVIS Indices to third parties including but not limited to investors and/or financial intermediaries of the MVIS Index ETFs. Neither publication of the MVIS Indices by Solactive AG nor the licensing of the MVIS Indices or its trade mark for the purpose of use in connection with the MVIS Index ETFs constitutes a recommendation by Solactive AG to invest capital in the MVIS Index ETFs nor does it in any way represent an assurance or opinion of Solactive AG with regard to any investment in the MVIS Index ETFs. Solactive AG is not responsible for fulfilling the legal requirements concerning the accuracy and completeness of the prospectus of the MVIS Index ETFs.

MVIS DOES NOT GUARANTEE THE ACCURACY AND/OR THE COMPLETENESS OF THE INDEX OR ANY DATA INCLUDED THEREIN AND MVIS SHALL HAVE NO LIABILITY FOR ANY ERRORS, OMISSIONS, OR INTERRUPTIONS THEREIN. MVIS MAKES NO WARRANTY, EXPRESS OR IMPLIED, AS TO RESULTS TO BE OBTAINED BY THE ADVISER, OWNERS OF SHARES OF THE FUND, OR ANY OTHER PERSON OR ENTITY FROM THE USE OF THE INDEX, OR THE FUND, OR ANY DATA INCLUDED THEREIN. MVIS MAKES NO EXPRESS OR IMPLIED WARRANTIES, AND EXPRESSLY DISCLAIMS ALL WARRANTIES OF MERCHANTABILITY OR FITNESS FOR A PARTICULAR PURPOSE OR USE WITH RESPECT TO THE INDEX OR ANY DATA INCLUDED THEREIN. WITHOUT LIMITING ANY OF THE FOREGOING, IN NO EVENT SHALL MVIS HAVE ANY LIABILITY FOR ANY SPECIAL, PUNITIVE, INDIRECT, OR CONSEQUENTIAL DAMAGES (INCLUDING LOST PROFITS), EVEN IF NOTIFIED OF THE POSSIBILITY OF SUCH DAMAGES.

Please retain this supplement for future reference.



**SUPPLEMENT DATED DECEMBER 3, 2020 TO
THE SUMMARY PROSPECTUS AND PROSPECTUS DATED MAY 1, 2020
AND THE CURRENT STATEMENT OF ADDITIONAL INFORMATION
OF VANECK VECTORS ETF TRUST DATED
NOVEMBER 24, 2020**

This Supplement updates certain information contained in the above-dated Summary Prospectus and Prospectus and the current Statement of Additional Information for VanEck Vectors® ETF Trust (the "Trust") regarding VanEck Vectors Coal ETF (the "Fund"), a series of the Trust. You may obtain copies of the Fund's Summary Prospectus, Prospectus and Statement of Additional Information free of charge, upon request, by calling toll-free 1.800.826.2333 or by visiting the VanEck website at www.vaneck.com.

At a meeting held on December 3, 2020, the Board of Trustees of the Trust unanimously approved the liquidation, winding down and termination of the Fund, which is expected to happen on or about Tuesday, December 22, 2020.

After the close of business on Monday, December 14, 2020, the Fund will no longer accept creation orders. This is also expected to be the last day of trading of shares of the Fund on NYSE Arca, Inc. ("NYSE Arca"). Shareholders should be aware that when the Fund commences liquidation, it will no longer pursue its stated investment objective or engage in any business activities except for the purposes of selling and converting into cash all of the assets of the Fund, paying its liabilities, and distributing its remaining proceeds or assets to shareholders (the "Liquidating Distribution"). During this period, the Fund is likely to incur higher tracking error than is typical for the Fund. Furthermore, during the time between market close on Monday, December 14, 2020 and Tuesday, December 22, 2020, shareholders will be unable to dispose of their shares on NYSE Arca.

Shareholders may sell their holdings of the Fund, incurring typical transaction fees from their broker-dealer, on NYSE Arca until market close on Monday, December 14, 2020, at which point the Fund's shares will no longer trade on NYSE Arca and the shares will be subsequently delisted. Shareholders who continue to hold shares of the Fund on the Fund's liquidation date will receive a Liquidating Distribution (if any) with a value equal to their proportionate ownership interest in the Fund on that date. Such Liquidating Distribution received by a shareholder, if any, may be in an amount that is greater or less than the amount a shareholder might receive if they dispose of their shares on NYSE Arca prior to market close on Monday, December 14, 2020. The Fund's liquidation and payment of the Liquidating Distribution may occur prior to or later than the dates listed above.

Shareholders who receive a Liquidating Distribution generally will recognize a capital gain or loss equal to the amount received for their shares over their adjusted basis in such shares. Please consult your personal tax advisor about the potential tax consequences.

Shareholders should call the Fund's distributor, Van Eck Securities Corporation, at 1.800.826.2333 for additional information.

Please retain this supplement for future reference.



**SUPPLEMENT DATED SEPTEMBER 1, 2020 TO THE
SUMMARY PROSPECTUSES AND PROSPECTUSES DATED JANUARY 31, 2020, APRIL 1, 2020
and MAY 1, 2020, as each may be supplemented,
OF VANECK VECTORS ETF TRUST**

This Supplement updates certain information contained in the above-dated Summary Prospectuses and Prospectuses with respect to each of the series (the "Funds") constituting VanEck Vectors® ETF Trust (the "Trust"). You may obtain copies of each Fund's Summary Prospectus and Prospectus free of charge, upon request, by calling toll-free 1.800.826.2333 or by visiting the VanEck website at www.vaneck.com.

Effective immediately, the language under the heading "Purchase and Sale of Fund Shares" in each Summary Prospectus and "Summary Information About Purchases and Sales of Fund Shares, Taxes and Payments to Broker-Dealers and Other Financial Intermediaries—Purchase and Sale of Fund Shares" in each Prospectus is hereby deleted in its entirety and replaced with the following:

Individual Shares of the Fund may only be purchased and sold in secondary market transactions through a broker or dealer at a market price. Shares of the Fund are listed on the Exchange, and because Shares trade at market prices rather than NAV, Shares of the Fund may trade at a price greater than NAV (*i.e.*, a "premium") or less than NAV (*i.e.*, a "discount").

An investor may incur costs attributable to the difference between the highest price a buyer is willing to pay to purchase Shares of the Fund (bid) and the lowest price a seller is willing to accept for Shares (ask) when buying or selling Shares in the secondary market (the "bid-ask spread").

Recent information, including information about the Fund's NAV, market price, premiums and discounts, and bid-ask spreads, is included on the Fund's website at www.vaneck.com.

Effective immediately, the following sentence is added to the end of the paragraph under the heading "Shareholder Information—Intraday Value" in each Prospectus:

On or about December 31, 2020, the Trust expects that the IIV will no longer be calculated and disseminated.

Please retain this supplement for future reference.

VANECK VECTORS[®]

Agribusiness ETF
Coal ETF
Gold Miners ETF
Junior Gold Miners ETF
Low Carbon Energy ETF
Natural Resources ETF
Oil Refiners ETF
Oil Services ETF
Rare Earth/Strategic Metals ETF
Steel ETF
Unconventional Oil & Gas ETF
Uranium+Nuclear Energy ETF

MOO[®]
KOL[®]
GDX[®]
GDXJ[®]
SMOG[™]
HAP[®]
CRAK[®]
OIH[®]
REMX[®]
SLX[®]
FRAK[®]
NLR[®]

Principal U.S. Listing Exchange for each Fund: NYSE Arca, Inc.

The U.S. Securities and Exchange Commission ("SEC") has not approved or disapproved these securities or passed upon the accuracy or adequacy of this Prospectus. Any representation to the contrary is a criminal offense.

TABLE OF CONTENTS

Summary Information

<u>VanEck Vectors Agribusiness ETF</u>	1
<u>VanEck Vectors Coal ETF</u>	7
<u>VanEck Vectors Gold Miners ETF</u>	14
<u>VanEck Vectors Junior Gold Miners ETF</u>	20
<u>VanEck Vectors Low Carbon Energy ETF</u>	26
<u>VanEck Vectors Natural Resources ETF</u>	33
<u>VanEck Vectors Oil Refiners ETF</u>	39
<u>VanEck Vectors Oil Services ETF</u>	46
<u>VanEck Vectors Rare Earth/Strategic Metals ETF</u>	52
<u>VanEck Vectors Steel ETF</u>	60
<u>VanEck Vectors Unconventional Oil & Gas ETF</u>	66
<u>VanEck Vectors Uranium+Nuclear Energy ETF</u>	72
<u>Summary Information About Purchases and Sales of Fund Shares, Taxes and Payments to Broker-Dealers and Other Financial Intermediaries</u>	78
<u>Additional Information About the Funds' Investment Strategies and Risks</u>	79
<u>Tax Advantaged Product Structure</u>	101
<u>Portfolio Holdings</u>	101
<u>Management of the Funds</u>	102
<u>Portfolio Managers</u>	102
<u>Shareholder Information</u>	102
<u>Index Providers</u>	108
<u>MVIS® Global Agribusiness Index</u>	109
<u>MVIS® Global Coal Index</u>	110
<u>NYSE® Arca Gold Miners Index</u>	111
<u>MVIS® Global Junior Gold Miners Index</u>	112
<u>Ardour Global IndexSM (Extra Liquid)</u>	113
<u>VanEck® Natural Resources Index</u>	114
<u>MVIS® Global Oil Refiners Index</u>	115
<u>MVIS® US Listed Oil Services 25 Index</u>	116
<u>MVIS® Global Rare Earth/Strategic Metals Index</u>	117
<u>NYSE Arca Steel Index</u>	118
<u>MVIS® Global Unconventional Oil & Gas Index</u>	119
<u>MVIS® Global Uranium & Nuclear Energy Index</u>	120
<u>License Agreements and Disclaimers</u>	121
<u>Financial Highlights</u>	124
<u>Premium/Discount Information</u>	133
<u>General Information</u>	133

SUMMARY INFORMATION
INVESTMENT OBJECTIVE

VanEck Vectors® Agribusiness ETF (the “Fund”) seeks to replicate as closely as possible, before fees and expenses, the price and yield performance of the MVIS® Global Agribusiness Index (the “Agribusiness Index”).

FUND FEES AND EXPENSES

The following tables describe the fees and expenses that you may pay if you buy and hold shares of the Fund (“Shares”).

Shareholder Fees (fees paid directly from your investment)

None

Annual Fund Operating Expenses

(expenses that you pay each year as a percentage of the value of your investment)

Management Fee	0.50%
Other Expenses	0.06%
Total Annual Fund Operating Expenses ^(a)	0.56%
Fee Waivers and Expense Reimbursement ^(a)	0.00%
Total Annual Fund Operating Expenses After Fee Waivers and Expense Reimbursement ^(a)	0.56%

^(a) Van Eck Associates Corporation (the “Adviser”) has agreed to waive fees and/or pay Fund expenses to the extent necessary to prevent the operating expenses of the Fund (excluding acquired fund fees and expenses, interest expense, trading expenses, taxes and extraordinary expenses) from exceeding 0.56% of the Fund’s average daily net assets per year until at least May 1, 2021. During such time, the expense limitation is expected to continue until the Fund’s Board of Trustees acts to discontinue all or a portion of such expense limitation.

EXPENSE EXAMPLE

This example is intended to help you compare the cost of investing in the Fund with the cost of investing in other funds. This example does not take into account brokerage commissions that you pay when purchasing or selling Shares of the Fund.

The example assumes that you invest \$10,000 in the Fund for the time periods indicated and then redeem all of your Shares at the end of those periods. The example also assumes that your investment has a 5% annual return and that the Fund’s operating expenses remain the same (except that the example incorporates the fee waivers and/or expense reimbursement arrangement for only the first year). Although your actual costs may be higher or lower, based on these assumptions, your costs would be:

YEAR	EXPENSES
1	\$57
3	\$179
5	\$313
10	\$701

PORTFOLIO TURNOVER

The Fund will pay transaction costs, such as commissions, when it purchases and sells securities (or “turns over” its portfolio). A higher portfolio turnover will cause the Fund to incur additional transaction costs and may result in higher taxes when Fund Shares are held in a taxable account. These costs, which are not reflected in annual fund operating expenses or in the example, may affect the Fund’s performance. During the most recent fiscal year, the Fund’s portfolio turnover rate was 21% of the average value of its portfolio.

PRINCIPAL INVESTMENT STRATEGIES

The Fund normally invests at least 80% of its total assets in securities that comprise the Fund’s benchmark index. The Agribusiness Index includes equity securities of companies in the agribusiness segment. To be initially eligible for the Agribusiness Index, companies must generate at least 50% of their revenues from agri-chemicals, animal health and fertilizers, seeds and traits, from farm/irrigation equipment and farm machinery, aquaculture and fishing, livestock, cultivation and plantations (including grain, oil palms, sugar cane, tobacco leaves, grapevines, etc.) and trading of agricultural products. Such companies may include small- and medium-capitalization companies and foreign market issuers. As of December 31, 2019, the Agribusiness Index included 51 securities of companies with a market capitalization range of between approximately \$1.4 billion and \$80.3 billion and a weighted

average market capitalization of \$27.1 billion. These amounts are subject to change. The Fund's 80% investment policy is non-fundamental and may be changed without shareholder approval upon 60 days' prior written notice to shareholders.

The Fund, using a "passive" or indexing investment approach, attempts to approximate the investment performance of the Agribusiness Index by investing in a portfolio of securities that generally replicates the Agribusiness Index. Unlike many investment companies that try to "beat" the performance of a benchmark index, the Fund does not try to "beat" the Agribusiness Index and does not seek temporary defensive positions when markets decline or appear overvalued. Indexing may eliminate the chance that the Fund will substantially outperform the Agribusiness Index but also may reduce some of the risks of active management, such as poor security selection.

The Fund is classified as a non-diversified fund under the Investment Company Act of 1940, as amended (the "1940 Act"), and, therefore, may invest a greater percentage of its assets in a particular issuer. The Fund may concentrate its investments in a particular industry or group of industries to the extent that the Agribusiness Index concentrates in an industry or group of industries. As of December 31, 2019, the Fund was concentrated in the consumer staples sector, and each of the basic materials, health care, and industrials sectors represented a significant portion of the Fund.

PRINCIPAL RISKS OF INVESTING IN THE FUND

Investors in the Fund should be willing to accept a high degree of volatility in the price of the Fund's Shares and the possibility of significant losses. An investment in the Fund involves a substantial degree of risk. An investment in the Fund is not a deposit with a bank and is not insured or guaranteed by the Federal Deposit Insurance Corporation or any other government agency. Therefore, you should consider carefully the following risks before investing in the Fund, each of which could significantly and adversely affect the value of an investment in the Fund.

Risk of Investing in Agriculture Companies. The Fund will be sensitive to, and its performance will depend to a greater extent on, the overall condition of agriculture companies. Economic forces affecting agricultural companies and related industries, including forces affecting agricultural commodity prices, labor costs, and energy and financial markets, as well as government policies and regulations, such as taxes, tariffs, duties, subsidies and import and export restrictions, could adversely affect the Fund's portfolio companies and thus, the Fund's financial situation and profitability. Agricultural production and trade flows are significantly affected by government policies and regulations. In addition, agriculture companies must comply with a broad range of environmental and food safety laws and regulations which could adversely affect the Fund. Additional or more stringent environmental and food safety laws and regulations may be enacted in the future and such changes could have a material adverse effect on the business of the Fund's portfolio companies.

Special Risk Considerations of Investing in European Issuers. Investments in securities of European issuers involve risks and special considerations not typically associated with investment in the U.S. securities markets. The Economic and Monetary Union ("EMU") of the European Union ("EU") requires member countries to comply with restrictions on inflation rates, deficits, interest rates, debt levels and fiscal and monetary controls, each of which may significantly affect every country in Europe. Decreasing imports or exports, changes in governmental or EU regulations on trade, changes in the exchange rate of the euro, the default or threat of default by an EU member country on its sovereign debt, and/or an economic recession in an EU member country may have a significant adverse effect on the economies of EU member countries and on major trading partners outside Europe. The European financial markets have experienced, and may continue to experience, volatility and have been adversely affected by concerns about economic downturns, credit rating downgrades, rising government debt levels and possible default on or restructuring of government debt in several European countries. These events have adversely affected, and may in the future affect, the value and exchange rate of the euro and may continue to significantly affect the economies of every country in Europe, including EU member countries that do not use the euro and non-EU member countries. In a referendum held on June 23, 2016, voters in the United Kingdom ("UK") voted to leave the EU, creating economic and political uncertainty in its wake. On January 31, 2020, the UK officially withdrew from the EU. A transition phase has commenced and is scheduled to conclude on December 31, 2020. During the transition phase, the UK effectively remains in the EU from an economic perspective but no longer has any political representation in the EU Parliament. Significant uncertainty exists regarding the effects such withdrawal will have on the euro, European economies and the global markets.

Risk of Investing in Foreign Securities. Investments in the securities of foreign issuers involve risks beyond those associated with investments in U.S. securities. These additional risks include greater market volatility, the availability of less reliable financial information, higher transactional and custody costs, taxation by foreign governments, decreased market liquidity and political instability. Because certain foreign securities markets may be limited in size, the activity of large traders may have an undue influence on the prices of securities that trade in such markets. The Fund invests in securities of issuers located in countries whose economies are heavily dependent upon trading with key partners. Any reduction in this trading may have an adverse impact on the Fund's investments.

Foreign Currency Risk. Because the Fund's assets may be invested in securities denominated in foreign currencies, the proceeds received by the Fund from these investments will generally be in foreign currencies. The Fund's exposure to foreign currencies and changes in the value of foreign currencies versus the U.S. dollar may result in reduced returns for the Fund, and the value of certain foreign currencies may be subject to a high degree of fluctuation. Moreover, the Fund may incur costs in connection with conversions between U.S. dollars and foreign currencies.

Risk of Investing in Depositary Receipts. The Fund may invest in depositary receipts which involve similar risks to those associated with investments in foreign securities. Depositary receipts are receipts listed on U.S. or foreign exchanges issued by banks or trust companies that entitle the holder to all dividends and capital gains that are paid out on the underlying foreign shares. Investments in depositary receipts may be less liquid than the underlying shares in their primary trading market and, if not included in the Agribusiness Index, may negatively affect the Fund's ability to replicate the performance of the Agribusiness Index.

Risk of Investing in the Basic Materials Sector. The Fund will be sensitive to, and its performance may depend to a greater extent on, the overall condition of the basic materials sector. Companies engaged in the production and distribution of basic materials may be adversely affected by changes in world events, political and economic conditions, energy conservation, environmental policies, commodity price volatility, changes in exchange rates, imposition of import controls, increased competition, depletion of resources and labor relations.

Risk of Investing in the Consumer Staples Sector. The Fund will be sensitive to, and its performance may depend to a greater extent on, the overall condition of the consumer staples sector. Companies in the consumer staples sector may be adversely affected by changes in the worldwide economy, consumer spending, competition, demographics and consumer preferences, exploration and production spending.

Risk of Investing in the Health Care Sector. The Fund will be sensitive to, and its performance may depend to a greater extent on, the overall condition of the health care sector. Companies in the health care sector may be affected by extensive government regulation, restrictions on government reimbursement for medical expenses, rising costs of medical products and services, pricing pressure, an increased emphasis on outpatient services, limited number of products, industry innovation, changes in technologies and other market developments. Many health care companies are heavily dependent on patent protection and are subject to extensive litigation based on product liability and similar claims.

Risk of Investing in the Industrials Sector. The Fund will be sensitive to, and its performance may depend to a greater extent on, the overall condition of the industrials sector. Companies in the industrials sector may be adversely affected by changes in government regulation, world events and economic conditions. In addition, companies in the industrials sector may be adversely affected by environmental damages, product liability claims and exchange rates.

Risk of Investing in Small- and Medium-Capitalization Companies. Small- and medium-capitalization companies may be more volatile and more likely than large-capitalization companies to have narrower product lines, fewer financial resources, less management depth and experience and less competitive strength. In addition, these companies often have greater price volatility, lower trading volume and less liquidity than larger, more established companies. Returns on investments in securities of small- and medium-capitalization companies could trail the returns on investments in securities of large-capitalization companies.

Risk of Cash Transactions. Unlike other exchange-traded funds ("ETFs"), the Fund expects to effect its creations and redemptions partially for in-kind securities and partially for cash, rather than wholly for in-kind securities. Therefore, it may be required to sell portfolio securities and subsequently incur brokerage costs and/or recognize gains or losses on such sales that the Fund might not have recognized if it were to distribute portfolio securities in kind. As such, investments in Shares may be less tax-efficient than an investment in a conventional ETF.

Equity Securities Risk. The value of the equity securities held by the Fund may fall due to general market and economic conditions, perceptions regarding the markets in which the issuers of securities held by the Fund participate, or factors relating to specific issuers in which the Fund invests. Equity securities are subordinated to preferred securities and debt in a company's capital structure with respect to priority in right to a share of corporate income, and therefore will be subject to greater dividend risk than preferred securities or debt instruments. In addition, while broad market measures of equity securities have historically generated higher average returns than fixed income securities, equity securities have generally also experienced significantly more volatility in those returns, although under certain market conditions fixed income securities may have comparable or greater price volatility.

Market Risk. The prices of the securities in the Fund are subject to the risks associated with investing in the securities market, including general economic conditions, sudden and unpredictable drops in value, exchange trading suspensions and closures and public health risks. These risks may be magnified if certain social, political, economic and other conditions and events (such as natural disasters, epidemics and pandemics, terrorism, conflicts and social unrest) adversely interrupt the global economy; in these and other circumstances, such events or developments might affect companies world-wide. An investment in the Fund may lose money.

Operational Risk. The Fund is exposed to operational risk arising from a number of factors, including, but not limited to, human error, processing and communication errors, errors of the Fund's service providers, counterparties or other third parties, failed or inadequate processes and technology or system failures.

Index Tracking Risk. The Fund's return may not match the return of the Agribusiness Index for a number of reasons. For example, the Fund incurs a number of operating expenses, including taxes, not applicable to the Agribusiness Index and incurs costs associated with buying and selling securities, especially when rebalancing the Fund's securities holdings to reflect changes in the composition of the Agribusiness Index and raising cash to meet redemptions or deploying cash in connection with newly

created Creation Units (defined herein), which are not factored into the return of the Agribusiness Index. Transaction costs, including brokerage costs, will decrease the Fund's net asset value ("NAV") to the extent not offset by the transaction fee payable by an Authorized Participant ("AP"). Market disruptions and regulatory restrictions could have an adverse effect on the Fund's ability to adjust its exposure to the required levels in order to track the Agribusiness Index. Errors in the Agribusiness Index data, the Agribusiness Index computations and/or the construction of the Agribusiness Index in accordance with its methodology may occur from time to time and may not be identified and corrected by the Agribusiness Index provider for a period of time or at all, which may have an adverse impact on the Fund and its shareholders. Shareholders should understand that any gains from the Agribusiness Index provider's errors will be kept by the Fund and its shareholders and any losses or costs resulting from the Agribusiness Index provider's errors will be borne by the Fund and its shareholders. When the Agribusiness Index is rebalanced and the Fund in turn rebalances its portfolio to attempt to increase the correlation between the Fund's portfolio and the Agribusiness Index, any transaction costs and market exposure arising from such portfolio rebalancing will be borne directly by the Fund and its shareholders. The Fund may not be fully invested at times either as a result of cash flows into the Fund or reserves of cash held by the Fund to meet redemptions or pay expenses. Apart from scheduled rebalances, the Agribusiness Index provider or its agents may carry out additional ad hoc rebalances to the Agribusiness Index. Therefore, errors and additional ad hoc rebalances carried out by the Agribusiness Index provider or its agents to the Agribusiness Index may increase the costs to and the tracking error risk of the Fund. In addition, the Fund may not invest in certain securities included in the Agribusiness Index, or invest in them in the exact proportions in which they are represented in the Agribusiness Index. The Fund's performance may also deviate from the return of the Agribusiness Index due to legal restrictions or limitations imposed by the governments of certain countries, certain listing standards of the Fund's listing exchange (the "Exchange"), a lack of liquidity on stock exchanges in which such securities trade, potential adverse tax consequences or other regulatory reasons (such as diversification requirements). The Fund may value certain of its investments and/or other assets based on fair value prices. To the extent the Fund calculates its NAV based on fair value prices and the value of the Agribusiness Index is based on securities' closing prices on local foreign markets (i.e., the value of the Agribusiness Index is not based on fair value prices), the Fund's ability to track the Agribusiness Index may be adversely affected. In addition, any issues the Fund encounters with regard to currency convertibility (including the cost of borrowing funds, if any) and repatriation may also increase the index tracking risk. When markets are volatile, the ability to sell securities at fair value prices may be adversely impacted and may result in additional trading costs and/or increase the index tracking risk. For tax efficiency purposes, the Fund may sell certain securities, and such sale may cause the Fund to realize a loss and deviate from the performance of the Agribusiness Index. In light of the factors discussed above, the Fund's return may deviate significantly from the return of the Agribusiness Index. Changes to the composition of the Agribusiness Index in connection with a rebalancing or reconstitution of the Agribusiness Index may cause the Fund to experience increased volatility, during which time the Fund's index tracking risk may be heightened.

Authorized Participant Concentration Risk. The Fund may have a limited number of financial institutions that act as APs, none of which are obligated to engage in creation and/or redemption transactions. To the extent that those APs exit the business, or are unable to or choose not to process creation and/or redemption orders, and no other AP is able to step forward to create and redeem, there may be a significantly diminished trading market for Shares or Shares may trade like closed-end funds at a discount (or premium) to NAV and possibly face trading halts and/or de-listing. The AP concentration risk may be heightened in scenarios where APs have limited or diminished access to the capital required to post collateral.

No Guarantee of Active Trading Market. While Shares are listed on the Exchange, there can be no assurance that an active trading market for the Shares will be maintained. Further, secondary markets may be subject to irregular trading activity, wide bid/ask spreads and extended trade settlement periods in times of market stress because market makers and APs may step away from making a market in the Shares and in executing creation and redemption orders, which could cause a material deviation in the Fund's market price from its NAV.

Trading Issues. Trading in Shares on the Exchange may be halted due to market conditions or for reasons that, in the view of the Exchange, make trading in Shares inadvisable. In addition, trading in Shares on the Exchange is subject to trading halts caused by extraordinary market volatility pursuant to the Exchange's "circuit breaker" rules. There can be no assurance that the requirements of the Exchange necessary to maintain the listing of the Fund will continue to be met or will remain unchanged.

Passive Management Risk. An investment in the Fund involves risks similar to those of investing in any fund invested in equity securities traded on an exchange, such as market fluctuations caused by such factors as economic and political developments, changes in interest rates and perceived trends in security prices. However, because the Fund is not "actively" managed, unless a specific security is removed from the Agribusiness Index, the Fund generally would not sell a security because the security's issuer was in financial trouble. Additionally, unusual market conditions may cause the Agribusiness Index provider to postpone a scheduled rebalance or reconstitution, which could cause the Agribusiness Index to vary from its normal or expected composition. Therefore, the Fund's performance could be lower than funds that may actively shift their portfolio assets to take advantage of market opportunities or to lessen the impact of a market decline or a decline in the value of one or more issuers.

Fund Shares Trading, Premium/Discount Risk and Liquidity of Fund Shares. The market price of the Shares may fluctuate in response to the Fund's NAV, the intraday value of the Fund's holdings and supply and demand for Shares. The Adviser cannot predict whether Shares will trade above, below, or at their most recent NAV. Disruptions to creations and redemptions, the existence of market volatility or potential lack of an active trading market for Shares (including through a trading halt), as well as

other factors, may result in Shares trading at a significant premium or discount to NAV or to the intraday value of the Fund's holdings. If a shareholder purchases Shares at a time when the market price is at a premium to the NAV or sells Shares at a time when the market price is at a discount to the NAV, the shareholder may pay significantly more or receive significantly less than the underlying value of the Shares that were bought or sold or the shareholder may be unable to sell his or her Shares. The securities held by the Fund may be traded in markets that close at a different time than the Exchange. Liquidity in those securities may be reduced after the applicable closing times. Accordingly, during the time when the Exchange is open but after the applicable market closing, fixing or settlement times, bid-ask spreads on the Exchange and the resulting premium or discount to the Shares' NAV may widen. Additionally, in stressed market conditions, the market for the Fund's Shares may become less liquid in response to deteriorating liquidity in the markets for the Fund's underlying portfolio holdings. There are various methods by which investors can purchase and sell Shares. Investors should consult their financial intermediaries before purchasing or selling Shares of the Fund.

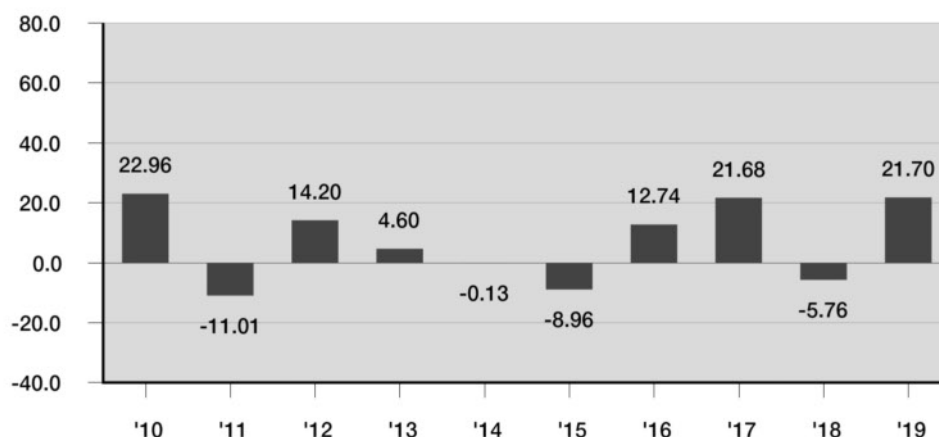
Non-Diversified Risk. The Fund is classified as a "non-diversified" fund under the 1940 Act. Therefore, the Fund may invest a relatively high percentage of its assets in a smaller number of issuers or may invest a larger proportion of its assets in a single issuer. Moreover, the gains and losses on a single investment may have a greater impact on the Fund's NAV and may make the Fund more volatile than more diversified funds.

Concentration Risk. The Fund's assets may be concentrated in a particular sector or sectors or industry or group of industries to the extent the Agribusiness Index concentrates in a particular sector or sectors or industry or group of industries. To the extent that the Fund is concentrated in a particular sector or sectors or industry or group of industries the Fund will be subject to the risk that economic, political or other conditions that have a negative effect on those sectors and/or industries may negatively impact the Fund to a greater extent than if the Fund's assets were invested in a wider variety of sectors or industries.

PERFORMANCE

The bar chart that follows shows how the Fund performed for the calendar years shown. The table below the bar chart shows the Fund's average annual returns (before and after taxes). The bar chart and table provide an indication of the risks of investing in the Fund by comparing the Fund's performance from year to year and by showing how the Fund's average annual returns for the one year, five year, ten year and/or since inception periods, as applicable, compared with the Fund's benchmark index and a broad measure of market performance. Prior to March 18, 2013, the Fund sought to replicate as closely as possible, before fees and expenses, the price and yield performance of the DAXglobal® Agribusiness Index (the "Prior Index"). Therefore, performance prior to March 18, 2013 reflects the performance of the Fund while seeking to track the Prior Index. All returns assume reinvestment of dividends and distributions. The Fund's past performance (before and after taxes) is not necessarily indicative of how the Fund will perform in the future. Updated performance information is available online at www.vaneck.com.

Annual Total Returns (%)—Calendar Years



Best Quarter: 26.43% 3Q '10
Worst Quarter: -19.58% 2Q '10

VANECK VECTORS® AGRIBUSINESS ETF (continued)

Average Annual Total Returns for the Periods Ended December 31, 2019

The after-tax returns presented in the table below are calculated using the highest historical individual federal marginal income tax rates and do not reflect the impact of state and local taxes. Your actual after-tax returns will depend on your specific tax situation and may differ from those shown below. After-tax returns are not relevant to investors who hold Shares of the Fund through tax-deferred arrangements, such as 401(k) plans or individual retirement accounts.

	Past One Year	Past Five Years	Past Ten Years
VanEck Vectors Agribusiness ETF (return before taxes)	21.70%	7.45%	6.46%
VanEck Vectors Agribusiness ETF (return after taxes on distributions)	21.31%	6.91%	5.99%
VanEck Vectors Agribusiness ETF (return after taxes on distributions and sale of Fund Shares)	13.10%	5.71%	5.08%
MVIS Global Agribusiness Index (reflects no deduction for fees, expenses or taxes, except withholding taxes)*	22.00%	7.34%	6.57%
S&P 500® Index (reflects no deduction for fees, expenses or taxes)	31.49%	11.70%	13.56%

* Prior to March 18, 2013, the Fund sought to replicate as closely as possible, before fees and expenses, the price and yield performance of the Prior Index. Therefore, performance information prior to March 18, 2013 reflects the performance of the Fund while seeking to track the Prior Index. Prior to March 18, 2013, the index data reflects that of the Prior Index. From March 18, 2013, the index data reflects that of the Agribusiness Index.

See "License Agreements and Disclaimers" for important information about the Fund's benchmark index.

PORTFOLIO MANAGEMENT

Investment Adviser. Van Eck Associates Corporation.

Portfolio Managers. The following individuals are jointly and primarily responsible for the day-to-day management of the Fund's portfolio:

Name	Title with Adviser	Date Began Managing the Fund
Peter H. Liao	Portfolio Manager	August 2007
Guo Hua (Jason) Jin	Portfolio Manager	March 2018

PURCHASE AND SALE OF FUND SHARES

For important information about the purchase and sale of Fund Shares, tax information and payments to broker-dealers and other financial intermediaries, please turn to the "Summary Information About Purchases and Sales of Fund Shares, Taxes and Payments to Broker-Dealers and Other Financial Intermediaries" section of this Prospectus.

SUMMARY INFORMATION

INVESTMENT OBJECTIVE

VanEck Vectors® Coal ETF (the “Fund”) seeks to replicate as closely as possible, before fees and expenses, the price and yield performance of the MVIS® Global Coal Index (the “Coal Index”).

FUND FEES AND EXPENSES

The following tables describe the fees and expenses that you may pay if you buy and hold shares of the Fund (“Shares”).

Shareholder Fees *(fees paid directly from your investment)*

None

Annual Fund Operating Expenses

(expenses that you pay each year as a percentage of the value of your investment)

Management Fee	0.50%
Other Expenses	0.28%
Total Annual Fund Operating Expenses ^(a)	0.78%
Fee Waivers and Expense Reimbursement ^(a)	-0.18%
Total Annual Fund Operating Expenses After Fee Waivers and Expense Reimbursement ^(a)	0.60%

^(a) Van Eck Associates Corporation (the “Adviser”) has agreed to waive fees and/or pay Fund expenses to the extent necessary to prevent the operating expenses of the Fund (excluding acquired fund fees and expenses, interest expense, trading expenses, taxes and extraordinary expenses) from exceeding 0.59% of the Fund’s average daily net assets per year until at least May 1, 2021. During such time, the expense limitation is expected to continue until the Fund’s Board of Trustees acts to discontinue all or a portion of such expense limitation.

EXPENSE EXAMPLE

This example is intended to help you compare the cost of investing in the Fund with the cost of investing in other funds. This example does not take into account brokerage commissions that you pay when purchasing or selling Shares of the Fund.

The example assumes that you invest \$10,000 in the Fund for the time periods indicated and then redeem all of your Shares at the end of those periods. The example also assumes that your investment has a 5% annual return and that the Fund’s operating expenses remain the same (except that the example incorporates the fee waivers and/or expense reimbursement arrangement for only the first year). Although your actual costs may be higher or lower, based on these assumptions, your costs would be:

YEAR	EXPENSES
1	\$61
3	\$231
5	\$416
10	\$949

PORTFOLIO TURNOVER

The Fund will pay transaction costs, such as commissions, when it purchases and sells securities (or “turns over” its portfolio). A higher portfolio turnover will cause the Fund to incur additional transaction costs and may result in higher taxes when Fund Shares are held in a taxable account. These costs, which are not reflected in annual fund operating expenses or in the example, may affect the Fund’s performance. During the most recent fiscal year, the Fund’s portfolio turnover rate was 24% of the average value of its portfolio.

PRINCIPAL INVESTMENT STRATEGIES

The Fund normally invests at least 80% of its total assets in securities that comprise the Fund’s benchmark index. The Coal Index includes companies in the global coal segment. To be initially eligible for the Coal Index, companies must generate at least 50% of their revenues from coal operation (production, mining and cokerries), transportation of coal, production of coal mining equipment as well as from storage and trade. Such companies may include small- and medium-capitalization companies and foreign and emerging market issuers. As of December 31, 2019, the Coal Index included 25 securities of companies with a market capitalization range of between approximately \$311.3 million and \$9.5 billion and a weighted average market capitalization of \$3.6 billion. These amounts are subject to change. The Fund’s 80% investment policy is non-fundamental and may be changed without shareholder approval upon 60 days’ prior written notice to shareholders.

The Fund, using a “passive” or indexing investment approach, attempts to approximate the investment performance of the Coal Index by investing in a portfolio of securities that generally replicates the Coal Index. Unlike many investment companies that try to “beat” the performance of a benchmark index, the Fund does not try to “beat” the Coal Index and does not seek temporary defensive positions when markets decline or appear overvalued. Indexing may eliminate the chance that the Fund will substantially outperform the Coal Index but also may reduce some of the risks of active management, such as poor security selection.

The Fund is classified as a non-diversified fund under the Investment Company Act of 1940, as amended (the “1940 Act”), and, therefore, may invest a greater percentage of its assets in a particular issuer. The Fund may concentrate its investments in a particular industry or group of industries to the extent that the Coal Index concentrates in an industry or group of industries. As of December 31, 2019, the Fund was concentrated in the energy sector, and the basic materials and industrials sectors represented a significant portion of the Fund.

PRINCIPAL RISKS OF INVESTING IN THE FUND

Investors in the Fund should be willing to accept a high degree of volatility in the price of the Fund’s Shares and the possibility of significant losses. An investment in the Fund involves a substantial degree of risk. An investment in the Fund is not a deposit with a bank and is not insured or guaranteed by the Federal Deposit Insurance Corporation or any other government agency. Therefore, you should consider carefully the following risks before investing in the Fund, each of which could significantly and adversely affect the value of an investment in the Fund.

Risk of Investing in Coal Companies. The Fund will be sensitive to, and its performance will depend to a greater extent on, the overall condition of coal companies. The profitability of coal companies is related to worldwide energy prices and costs related to exploration and production spending. Such companies also are subject to risks of changes in exchange rates, international politics and government regulation, taxes, world events, terrorist attacks, the success of exploration projects, depletion of resources and economic conditions, reduced demand as a result of increases in government policies and regulations, energy efficiency and energy conservation efforts, as well as market, economic and political risks of the countries where energy companies are located or do business.

Events in individual countries or regions which have a significant presence in the global coal markets, including regulatory changes aimed at both worker safety and pollution control, may also impact the global price of coal. Coal exploration and mining can be significantly affected by natural disasters. In addition, coal companies may be at risk for environmental damage claims, litigation and negative publicity and perception, and the exploration, development and distribution of coal are subject to extensive federal, state, local and international environmental laws and regulations regarding air emissions and the disposal of hazardous materials.

A primary risk associated with coal companies is the competitive risk associated with the prices of alternative fuels, such as natural gas and oil, and alternative energy sources such as hydroelectric and nuclear power. For example, consumers of coal often have the ability to switch between the use of coal, oil or natural gas. As a result, during periods when competing fuels are less expensive, the revenues of coal companies may decline with a corresponding impact on earnings. Additionally, the markets and prices for coal are affected by technological developments in traditional and alternative companies, energy, environmental, fiscal and other governmental programs and policies, weather conditions, global coal inventories, production rates and production costs.

Special Risk Considerations of Investing in Asian Issuers. Investments in securities of Asian issuers involve risks and special considerations not typically associated with investments in the U.S. securities markets. Certain Asian economies have experienced over-extension of credit, currency devaluations and restrictions, high unemployment, high inflation, decreased exports and economic recessions. Economic events in any one Asian country can have a significant effect on the entire Asian region as well as on major trading partners outside Asia, and any adverse effect on some or all of the Asian countries and regions in which the Fund invests. The securities markets in some Asian economies are relatively underdeveloped and may subject the Fund to higher action costs or greater uncertainty than investments in more developed securities markets. Such risks may adversely affect the value of the Fund’s investments.

Special Risk Considerations of Investing in Chinese Issuers. Investments in securities of Chinese issuers, including issuers located outside of China that generate significant revenues from China as well as offshore listed shares of Chinese issuers, involve certain risks and considerations not typically associated with investments in the U.S. securities markets. These risks may include, among others, (i) more frequent (and potentially widespread) trading suspensions and government interventions with respect to Chinese issuers, resulting in lack of liquidity and in price volatility, (ii) currency revaluations and other currency exchange rate fluctuations or blockage, (iii) the nature and extent of intervention by the Chinese government in the Chinese securities markets, whether such intervention will continue and the impact of such intervention or its discontinuation, (iv) the risk of nationalization or expropriation of assets, (v) the risk that the Chinese government may decide not to continue to support economic reform programs, (vi) limitations on the use of brokers, (vii) higher rates of inflation, (viii) greater political, economic and social uncertainty, (ix) market volatility caused by any potential regional or territorial conflicts or natural or other disasters, and (x) the risk of increased trade tariffs, embargoes and other trade limitations. In addition, the economy of China differs, often unfavorably, from the U.S. economy in such respects as structure, general development, government involvement, wealth distribution, rate of inflation, growth rate, interest rates, allocation of resources and capital reinvestment, among others. The Chinese central government has historically exercised substantial control over virtually every sector of the Chinese economy through administrative regulation and/

or state ownership and actions of the Chinese central and local government authorities continue to have a substantial effect on economic conditions in China. In addition, previously the Chinese government has from time to time taken actions that influence the prices at which certain goods may be sold, encourage companies to invest or concentrate in particular industries, induce mergers between companies in certain industries and induce private companies to publicly offer their securities to increase or continue the rate of economic growth, control the rate of inflation or otherwise regulate economic expansion. The Chinese government may do so in the future as well, potentially having a significant adverse effect on economic conditions in China.

Risk of Investing in Foreign Securities. Investments in the securities of foreign issuers involve risks beyond those associated with investments in U.S. securities. These additional risks include greater market volatility, the availability of less reliable financial information, higher transactional and custody costs, taxation by foreign governments, decreased market liquidity and political instability. Because certain foreign securities markets may be limited in size, the activity of large traders may have an undue influence on the prices of securities that trade in such markets. The Fund invests in securities of issuers located in countries whose economies are heavily dependent upon trading with key partners. Any reduction in this trading may have an adverse impact on the Fund's investments.

Risk of Investing in Emerging Market Issuers. Investments in securities of emerging market issuers are exposed to a number of risks that may make these investments volatile in price or difficult to trade. Emerging markets are more likely than developed markets to experience problems with the clearing and settling of trades, as well as the holding of securities by local banks, agents and depositories. Political risks may include unstable governments, nationalization, restrictions on foreign ownership, laws that prevent investors from getting their money out of a country and legal systems that do not protect property rights as well as the laws of the United States. Market risks may also include economies that concentrate in only a few industries, securities issues that are held by only a few investors, liquidity issues and limited trading capacity in local exchanges and the possibility that markets or issues may be manipulated by foreign nationals who have inside information.

Foreign Currency Risk. Because the Fund's assets may be invested in securities denominated in foreign currencies, the proceeds received by the Fund from these investments will generally be in foreign currencies. The Fund's exposure to foreign currencies and changes in the value of foreign currencies versus the U.S. dollar may result in reduced returns for the Fund, and the value of certain foreign currencies may be subject to a high degree of fluctuation. Moreover, the Fund may incur costs in connection with conversions between U.S. dollars and foreign currencies.

Risk of Investing in Depositary Receipts. The Fund may invest in depositary receipts which involve similar risks to those associated with investments in foreign securities. Depositary receipts are receipts listed on U.S. or foreign exchanges issued by banks or trust companies that entitle the holder to all dividends and capital gains that are paid out on the underlying foreign shares. Investments in depositary receipts may be less liquid than the underlying shares in their primary trading market and, if not included in the Coal Index, may negatively affect the Fund's ability to replicate the performance of the Coal Index.

Risk of Investing in the Basic Materials Sector. The Fund will be sensitive to, and its performance may depend to a greater extent on, the overall condition of the basic materials sector. Companies engaged in the production and distribution of basic materials may be adversely affected by changes in world events, political and economic conditions, energy conservation, environmental policies, commodity price volatility, changes in exchange rates, imposition of import controls, increased competition, depletion of resources and labor relations.

Risk of Investing in the Energy Sector. The Fund will be sensitive to, and its performance may depend to a greater extent on, the overall condition of the energy sector. Companies operating in the energy sector are subject to risks including, but not limited to, economic growth, worldwide demand, political instability in the regions that the companies operate, government regulation stipulating rates charged by utilities, interest rate sensitivity, oil price volatility, energy conservation, environmental policies, depletion of resources, the cost of providing the specific utility services and other factors that they cannot control. In addition, these companies are at risk of civil liability from accidents resulting in injury, loss of life or property, pollution or other environmental damage claims and risk of loss from terrorism and natural disasters. A downturn in the energy sector of the economy, adverse political, legislative or regulatory developments or other events could have a larger impact on the Fund than on an investment company that does not invest a substantial portion of its assets in the energy sector. At times, the performance of securities of companies in the energy sector may lag the performance of other sectors or the broader market as a whole. The price of oil, natural gas and other fossil fuels may decline and/or experience significant volatility, which could adversely impact companies operating in the energy sector.

Risk of Investing in the Industrials Sector. The Fund will be sensitive to, and its performance may depend to a greater extent on, the overall condition of the industrials sector. Companies in the industrials sector may be adversely affected by changes in government regulation, world events and economic conditions. In addition, companies in the industrials sector may be adversely affected by environmental damages, product liability claims and exchange rates.

Risk of Investing in Small- and Medium-Capitalization Companies. Small- and medium-capitalization companies may be more volatile and more likely than large-capitalization companies to have narrower product lines, fewer financial resources, less management depth and experience and less competitive strength. In addition, these companies often have greater price volatility,

lower trading volume and less liquidity than larger more established companies. Returns on investments in securities of small- and medium-capitalization companies could trail the returns on investments in securities of large-capitalization companies.

Equity Securities Risk. The value of the equity securities held by the Fund may fall due to general market and economic conditions, perceptions regarding the markets in which the issuers of securities held by the Fund participate, or factors relating to specific issuers in which the Fund invests. Equity securities are subordinated to preferred securities and debt in a company's capital structure with respect to priority in right to a share of corporate income, and therefore will be subject to greater dividend risk than preferred securities or debt instruments. In addition, while broad market measures of equity securities have historically generated higher average returns than fixed income securities, equity securities have generally also experienced significantly more volatility in those returns, although under certain market conditions fixed income securities may have comparable or greater price volatility.

Market Risk. The prices of the securities in the Fund are subject to the risks associated with investing in the securities market, including general economic conditions, sudden and unpredictable drops in value, exchange trading suspensions and closures and public health risks. These risks may be magnified if certain social, political, economic and other conditions and events (such as natural disasters, epidemics and pandemics, terrorism, conflicts and social unrest) adversely interrupt the global economy; in these and other circumstances, such events or developments might affect companies world-wide. An investment in the Fund may lose money.

Operational Risk. The Fund is exposed to operational risk arising from a number of factors, including, but not limited to, human error, processing and communication errors, errors of the Fund's service providers, counterparties or other third parties, failed or inadequate processes and technology or system failures.

Index Tracking Risk. The Fund's return may not match the return of the Coal Index for a number of reasons. For example, the Fund incurs a number of operating expenses, including taxes, not applicable to the Coal Index and incurs costs associated with buying and selling securities, especially when rebalancing the Fund's securities holdings to reflect changes in the composition of the Coal Index, which are not factored into the return of the Coal Index. Transaction costs, including brokerage costs, will decrease the Fund's net asset value ("NAV") to the extent not offset by the transaction fee payable by an Authorized Participant ("AP"). Market disruptions and regulatory restrictions could have an adverse effect on the Fund's ability to adjust its exposure to the required levels in order to track the Coal Index. Errors in the Coal Index data, the Coal Index computations and/or the construction of the Coal Index in accordance with its methodology may occur from time to time and may not be identified and corrected by the Coal Index provider for a period of time or at all, which may have an adverse impact on the Fund and its shareholders. Shareholders should understand that any gains from the Coal Index provider's errors will be kept by the Fund and its shareholders and any losses or costs resulting from the Coal Index provider's errors will be borne by the Fund and its shareholders. When the Coal Index is rebalanced and the Fund in turn rebalances its portfolio to attempt to increase the correlation between the Fund's portfolio and the Coal Index, any transaction costs and market exposure arising from such portfolio rebalancing will be borne directly by the Fund and its shareholders. Apart from scheduled rebalances, the Coal Index provider or its agents may carry out additional ad hoc rebalances to the Coal Index. Therefore, errors and additional ad hoc rebalances carried out by the Coal Index provider or its agents to the Coal Index may increase the costs to and the tracking error risk of the Fund. In addition, the Fund may not invest in certain securities included in the Coal Index, or invest in them in the exact proportions in which they are represented in the Coal Index. The Fund's performance may also deviate from the return of the Coal Index due to legal restrictions or limitations imposed by the governments of certain countries, certain listing standards of the Fund's listing exchange (the "Exchange"), a lack of liquidity on stock exchanges in which such securities trade, potential adverse tax consequences or other regulatory reasons (such as diversification requirements). The Fund may value certain of its investments and/or other assets based on fair value prices. To the extent the Fund calculates its NAV based on fair value prices and the value of the Coal Index is based on securities' closing prices on local foreign markets (i.e., the value of the Coal Index is not based on fair value prices), the Fund's ability to track the Coal Index may be adversely affected. In addition, any issues the Fund encounters with regard to currency convertibility (including the cost of borrowing funds, if any) and repatriation may also increase the index tracking risk. When markets are volatile, the ability to sell securities at fair value prices may be adversely impacted and may result in additional trading costs and/or increase the index tracking risk. The Fund may also need to rely on borrowings to meet redemptions, which may lead to increased expenses. For tax efficiency purposes, the Fund may sell certain securities, and such sale may cause the Fund to realize a loss and deviate from the performance of the Coal Index. In light of the factors discussed above, the Fund's return may deviate significantly from the return of the Coal Index. Changes to the composition of the Coal Index in connection with a rebalancing or reconstitution of the Coal Index may cause the Fund to experience increased volatility, during which time the Fund's index tracking risk may be heightened.

Authorized Participant Concentration Risk. The Fund may have a limited number of financial institutions that act as APs, none of which are obligated to engage in creation and/or redemption transactions. To the extent that those APs exit the business, or are unable to or choose not to process creation and/or redemption orders, and no other AP is able to step forward to create and redeem, there may be a significantly diminished trading market for Shares or Shares may trade like closed-end funds at a discount (or premium) to NAV and possibly face trading halts and/or de-listing. The AP concentration risk may be heightened in scenarios where APs have limited or diminished access to the capital required to post collateral.

No Guarantee of Active Trading Market. While Shares are listed on the Exchange, there can be no assurance that an active trading market for the Shares will be maintained. Further, secondary markets may be subject to irregular trading activity, wide bid/ask spreads and extended trade settlement periods in times of market stress because market makers and APs may step away from making a market in the Shares and in executing creation and redemption orders, which could cause a material deviation in the Fund's market price from its NAV.

Trading Issues. Trading in Shares on the Exchange may be halted due to market conditions or for reasons that, in the view of the Exchange, make trading in Shares inadvisable. In addition, trading in Shares on the Exchange is subject to trading halts caused by extraordinary market volatility pursuant to the Exchange's "circuit breaker" rules. There can be no assurance that the requirements of the Exchange necessary to maintain the listing of the Fund will continue to be met or will remain unchanged.

Passive Management Risk. An investment in the Fund involves risks similar to those of investing in any fund invested in equity securities traded on an exchange, such as market fluctuations caused by such factors as economic and political developments, changes in interest rates and perceived trends in security prices. However, because the Fund is not "actively" managed, unless a specific security is removed from the Coal Index, the Fund generally would not sell a security because the security's issuer was in financial trouble. Additionally, unusual market conditions may cause the Coal Index provider to postpone a scheduled rebalance or reconstitution, which could cause the Coal Index to vary from its normal or expected composition. Therefore, the Fund's performance could be lower than funds that may actively shift their portfolio assets to take advantage of market opportunities or to lessen the impact of a market decline or a decline in the value of one or more issuers.

Fund Shares Trading, Premium/Discount Risk and Liquidity of Fund Shares. The market price of the Shares may fluctuate in response to the Fund's NAV, the intraday value of the Fund's holdings and supply and demand for Shares. The Adviser cannot predict whether Shares will trade above, below, or at their most recent NAV. Disruptions to creations and redemptions, the existence of market volatility or potential lack of an active trading market for Shares (including through a trading halt), as well as other factors, may result in Shares trading at a significant premium or discount to NAV or to the intraday value of the Fund's holdings. If a shareholder purchases Shares at a time when the market price is at a premium to the NAV or sells Shares at a time when the market price is at a discount to the NAV, the shareholder may pay significantly more or receive significantly less than the underlying value of the Shares that were bought or sold or the shareholder may be unable to sell his or her Shares. The securities held by the Fund may be traded in markets that close at a different time than the Exchange. Liquidity in those securities may be reduced after the applicable closing times. Accordingly, during the time when the Exchange is open but after the applicable market closing, fixing or settlement times, bid-ask spreads on the Exchange and the resulting premium or discount to the Shares' NAV may widen. Additionally, in stressed market conditions, the market for the Fund's Shares may become less liquid in response to deteriorating liquidity in the markets for the Fund's underlying portfolio holdings. There are various methods by which investors can purchase and sell Shares. Investors should consult their financial intermediaries before purchasing or selling Shares of the Fund.

Issuer-Specific Changes Risk. The value of individual securities or particular types of securities in the Fund's portfolio can be more volatile than the market as a whole and can perform differently from the value of the market as a whole, which may have a greater impact if the Fund's portfolio is concentrated in a country, group of countries, region, market, industry, group of industries, sector or asset class. The value of securities of smaller issuers can be more volatile than that of larger issuers.

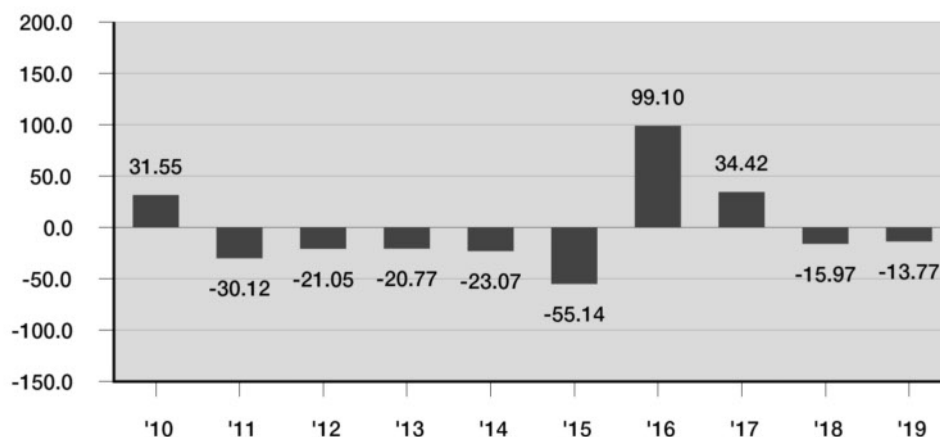
Non-Diversified Risk. The Fund is classified as a "non-diversified" fund under the 1940 Act. Therefore, the Fund may invest a relatively high percentage of its assets in a smaller number of issuers or may invest a larger proportion of its assets in a single issuer. Moreover, the gains and losses on a single investment may have a greater impact on the Fund's NAV and may make the Fund more volatile than more diversified funds. The Fund may be particularly vulnerable to this risk because the Coal Index is comprised of a limited number of companies.

Concentration Risk. The Fund's assets may be concentrated in a particular sector or sectors or industry or group of industries to the extent the Coal Index concentrates in a particular sector or sectors or industry or group of industries. To the extent that the Fund is concentrated in a particular sector or sectors or industry or group of industries, the Fund will be subject to the risk that economic, political or other conditions that have a negative effect on those sectors and/or industries may negatively impact the Fund to a greater extent than if the Fund's assets were invested in a wider variety of sectors or industries.

PERFORMANCE

The bar chart that follows shows how the Fund performed for the calendar years shown. The table below the bar chart shows the Fund's average annual returns (before and after taxes). The bar chart and table provide an indication of the risks of investing in the Fund by comparing the Fund's performance from year to year and by showing how the Fund's average annual returns for the one year, five year, ten year and/or since inception periods, as applicable, compared with the Fund's benchmark index and a broad measure of market performance. Prior to September 24, 2012, the Fund sought to replicate as closely as possible, before fees and expenses, the price and yield performance of the Stowe Global Coal IndexSM (the "Prior Index"). Therefore, performance information prior to September 24, 2012 reflects the performance of the Fund while seeking to track the Prior Index. All returns assume reinvestment of dividends and distributions. The Fund's past performance (before and after taxes) is not necessarily indicative of how the Fund will perform in the future. Updated performance information is available online at www.vaneck.com.

Annual Total Returns (%)—Calendar Years



Best Quarter: 27.95% 3Q '16

Worst Quarter: -34.66% 3Q '11

Average Annual Total Returns for the Periods Ended December 31, 2019

The after-tax returns presented in the table below are calculated using the highest historical individual federal marginal income tax rates and do not reflect the impact of state and local taxes. Your actual after-tax returns will depend on your specific tax situation and may differ from those shown below. After-tax returns are not relevant to investors who hold Shares of the Fund through tax-deferred arrangements, such as 401(k) plans or individual retirement accounts.

	Past One Year	Past Five Years	Past Ten Years
VanEck Vectors Coal ETF (return before taxes)	-13.77%	-2.75%	-9.11%
VanEck Vectors Coal ETF (return after taxes on distributions)	-15.28%	-3.69%	-9.73%
VanEck Vectors Coal ETF (return after taxes on distributions and sale of Fund Shares)	-6.27%	-1.86%	-5.99%
MVIS Global Coal Index (reflects no deduction for fees, expenses or taxes, except withholding taxes)*	-13.66%	-2.49%	-8.78%
S&P 500® Index (reflects no deduction for fees, expenses or taxes)	31.49%	11.70%	13.56%

* Prior to September 24, 2012, the Fund sought to replicate as closely as possible, before fees and expenses, the price and yield performance of the Prior Index. Therefore, performance information prior to September 24, 2012 reflects the performance of the Fund while seeking to track the Prior Index. Prior to September 24, 2012, index data reflects that of the Prior Index. From September 24, 2012, the index data reflects that of the Coal Index.

See "License Agreements and Disclaimers" for important information about the Fund's benchmark index.

PORTFOLIO MANAGEMENT

Investment Adviser. Van Eck Associates Corporation.

Portfolio Managers. The following individuals are jointly and primarily responsible for the day-to-day management of the Fund's portfolio:

Name	Title with Adviser	Date Began Managing the Fund
Peter H. Liao	Portfolio Manager	January 2008
Guo Hua (Jason) Jin	Portfolio Manager	March 2018

PURCHASE AND SALE OF FUND SHARES

For important information about the purchase and sale of Fund Shares, tax information and payments to broker-dealers and other financial intermediaries, please turn to the "Summary Information About Purchases and Sales of Fund Shares, Taxes and Payments to Broker-Dealers and Other Financial Intermediaries" section of this Prospectus.

SUMMARY INFORMATION

INVESTMENT OBJECTIVE

VanEck Vectors® Gold Miners ETF (the “Fund”) seeks to replicate as closely as possible, before fees and expenses, the price and yield performance of the NYSE® Arca Gold Miners Index® (the “Gold Miners Index”).

FUND FEES AND EXPENSES

The following tables describe the fees and expenses that you may pay if you buy and hold shares of the Fund (“Shares”).

Shareholder Fees *(fees paid directly from your investment)*

None

Annual Fund Operating Expenses

(expenses that you pay each year as a percentage of the value of your investment)

Management Fee	0.50%
Other Expenses	0.02%
Total Annual Fund Operating Expenses ^(a)	0.52%
Fee Waivers and Expense Reimbursement ^(a)	0.00%
Total Annual Fund Operating Expenses After Fee Waivers and Expense Reimbursement ^(a)	0.52%

^(a) Van Eck Associates Corporation (the “Adviser”) has agreed to waive fees and/or pay Fund expenses to the extent necessary to prevent the operating expenses of the Fund (excluding acquired fund fees and expenses, interest expense, trading expenses, taxes and extraordinary expenses) from exceeding 0.53% of the Fund’s average daily net assets per year until at least May 1, 2021. During such time, the expense limitation is expected to continue until the Fund’s Board of Trustees acts to discontinue all or a portion of such expense limitation.

EXPENSE EXAMPLE

This example is intended to help you compare the cost of investing in the Fund with the cost of investing in other funds. This example does not take into account brokerage commissions that you pay when purchasing or selling Shares of the Fund.

The example assumes that you invest \$10,000 in the Fund for the time periods indicated and then redeem all of your Shares at the end of those periods. The example also assumes that your investment has a 5% annual return and that the Fund’s operating expenses remain the same (except that the example incorporates the fee waivers and/or expense reimbursement arrangement for only the first year). Although your actual costs may be higher or lower, based on these assumptions, your costs would be:

YEAR	EXPENSES
1	\$53
3	\$167
5	\$291
10	\$653

PORTFOLIO TURNOVER

The Fund will pay transaction costs, such as commissions, when it purchases and sells securities (or “turns over” its portfolio). A higher portfolio turnover will cause the Fund to incur additional transaction costs and may result in higher taxes when Fund Shares are held in a taxable account. These costs, which are not reflected in annual fund operating expenses or in the example, may affect the Fund’s performance. During the most recent fiscal year, the Fund’s portfolio turnover rate was 14% of the average value of its portfolio.

PRINCIPAL INVESTMENT STRATEGIES

The Fund normally invests at least 80% of its total assets in common stocks and depositary receipts of companies involved in the gold mining industry. Such companies may include small- and medium-capitalization companies and foreign issuers. The Gold Miners Index is a modified market-capitalization weighted index primarily comprised of publicly traded companies involved in the mining for gold and silver. The weight of companies whose revenues are more significantly exposed to silver mining will not exceed 20% of the Gold Miners Index at rebalance. As of December 31, 2019, the Gold Miners Index included 48 securities of companies with a market capitalization range of between approximately \$596.7 million and \$35.6 billion and a weighted average market

capitalization of \$14.0 billion. These amounts are subject to change. The Fund's 80% investment policy is non-fundamental and may be changed without shareholder approval upon 60 days' prior written notice to shareholders.

The Fund, using a "passive" or indexing investment approach, attempts to approximate the investment performance of the Gold Miners Index by investing in a portfolio of securities that generally replicates the Gold Miners Index. Unlike many investment companies that try to "beat" the performance of a benchmark index, the Fund does not try to "beat" the Gold Miners Index and does not seek temporary defensive positions when markets decline or appear overvalued. Indexing may eliminate the chance that the Fund will substantially outperform the Gold Miners Index but also may reduce some of the risks of active management, such as poor security selection. The Fund normally invests at least 80% of its total assets in securities that comprise the Gold Miners Index.

The Fund is classified as a non-diversified fund under the Investment Company Act of 1940, as amended (the "1940 Act"), and, therefore, may invest a greater percentage of its assets in a particular issuer. The Fund may concentrate its investments in a particular industry or group of industries to the extent that the Gold Miners Index concentrates in an industry or group of industries. As of December 31, 2019, the Fund was concentrated in the gold mining industry.

PRINCIPAL RISKS OF INVESTING IN THE FUND

Investors in the Fund should be willing to accept a high degree of volatility in the price of the Fund's Shares and the possibility of significant losses. An investment in the Fund involves a substantial degree of risk. An investment in the Fund is not a deposit with a bank and is not insured or guaranteed by the Federal Deposit Insurance Corporation or any other government agency. Therefore, you should consider carefully the following risks before investing in the Fund, each of which could significantly and adversely affect the value of an investment in the Fund.

Risk of Investing in Gold and Silver Mining Companies. The Fund will be sensitive to, and its performance will depend to a greater extent on, the overall condition of gold and silver mining companies. Investments related to gold and silver are considered speculative and are affected by a variety of factors. Competitive pressures may have a significant effect on the financial condition of gold and silver mining companies. Also, gold and silver mining companies are highly dependent on the price of gold and silver bullion, respectively, and may be adversely affected by a variety of worldwide economic, financial and political factors. The price of gold and silver may fluctuate substantially over short periods of time so the Fund's Share price may be more volatile than other types of investments. Fluctuation in the prices of gold and silver may be due to a number of factors, including changes in inflation, changes in currency exchange rates and changes in industrial and commercial demand for metals (including fabricator demand). Additionally, increased environmental or labor costs may depress the value of metal investments.

Special Risk Considerations of Investing in Canadian Issuers. Investments in securities of Canadian issuers involve risks and special considerations not typically associated with investments in the U.S. securities markets. The Canadian economy is very dependent on the demand for, and supply and price of, natural resources. The Canadian market is relatively concentrated in issuers involved in the production and distribution of natural resources. There is a risk that any changes in natural resources sectors could have an adverse impact on the Canadian economy. Additionally, the Canadian economy is heavily dependent on relationships with certain key trading partners including the United States, countries in the European Union and China. Because the United States is Canada's largest trading partner and foreign investor, the Canadian economy is dependent on and may be significantly affected by the U.S. economy. Reduction in spending on Canadian products and services or changes in the U.S. economy may adversely impact the Canadian economy. Trade agreements may further increase Canada's dependency on the U.S. economy, and uncertainty as to future trade agreements may cause a decline in the value of the Fund's Shares. Past periodic demands by the Province of Quebec for sovereignty have significantly affected equity valuations and foreign currency movements in the Canadian market and such demands may have this effect in the future. In addition, certain sectors of Canada's economy may be subject to foreign ownership limitations. This may negatively impact the Fund's ability to invest in Canadian issuers and to track the Gold Miners Index.

Risk of Investing in Foreign Securities. Investments in the securities of foreign issuers involve risks beyond those associated with investments in U.S. securities. These additional risks include greater market volatility, the availability of less reliable financial information, higher transactional and custody costs, taxation by foreign governments, decreased market liquidity and political instability. Because certain foreign securities markets may be limited in size, the activity of large traders may have an undue influence on the prices of securities that trade in such markets. The Fund invests in securities of issuers located in countries whose economies are heavily dependent upon trading with key partners. Any reduction in this trading may have an adverse impact on the Fund's investments.

Foreign Currency Risk. Because the Fund's assets may be invested in securities denominated in foreign currencies, the proceeds received by the Fund from these investments will generally be in foreign currencies. The Fund's exposure to foreign currencies and changes in the value of foreign currencies versus the U.S. dollar may result in reduced returns for the Fund, and the value of certain foreign currencies may be subject to a high degree of fluctuation. Moreover, the Fund may incur costs in connection with conversions between U.S. dollars and foreign currencies.

Risk of Investing in Depositary Receipts. The Fund may invest in depositary receipts which involve similar risks to those associated with investments in foreign securities. Depositary receipts are receipts listed on U.S. or foreign exchanges issued by banks or trust companies that entitle the holder to all dividends and capital gains that are paid out on the underlying foreign shares. Investments in depositary receipts may be less liquid than the underlying shares in their primary trading market and, if not included in the Gold Miners Index, may negatively affect the Fund's ability to replicate the performance of the Gold Miners Index.

Risk of Investing in Small- and Medium-Capitalization Companies. Small- and medium-capitalization companies may be more volatile and more likely than large-capitalization companies to have narrower product lines, fewer financial resources, less management depth and experience and less competitive strength. In addition, these companies often have greater price volatility, lower trading volume and less liquidity than larger more established companies. Returns on investments in securities of small- and medium-capitalization companies could trail the returns on investments in securities of large-capitalization companies.

Equity Securities Risk. The value of the equity securities held by the Fund may fall due to general market and economic conditions, perceptions regarding the markets in which the issuers of securities held by the Fund participate, or factors relating to specific issuers in which the Fund invests. Equity securities are subordinated to preferred securities and debt in a company's capital structure with respect to priority in right to a share of corporate income, and therefore will be subject to greater dividend risk than preferred securities or debt instruments. In addition, while broad market measures of equity securities have historically generated higher average returns than fixed income securities, equity securities have generally also experienced significantly more volatility in those returns, although under certain market conditions fixed income securities may have comparable or greater price volatility.

Market Risk. The prices of the securities in the Fund are subject to the risks associated with investing in the securities market, including general economic conditions, sudden and unpredictable drops in value, exchange trading suspensions and closures and public health risks. These risks may be magnified if certain social, political, economic and other conditions and events (such as natural disasters, epidemics and pandemics, terrorism, conflicts and social unrest) adversely interrupt the global economy; in these and other circumstances, such events or developments might affect companies world-wide. An investment in the Fund may lose money.

Operational Risk. The Fund is exposed to operational risk arising from a number of factors, including, but not limited to, human error, processing and communication errors, errors of the Fund's service providers, counterparties or other third parties, failed or inadequate processes and technology or system failures.

Index Tracking Risk. The Fund's return may not match the return of the Gold Miners Index for a number of reasons. For example, the Fund incurs a number of operating expenses, including taxes, not applicable to the Gold Miners Index and incurs costs associated with buying and selling securities, especially when rebalancing the Fund's securities holdings to reflect changes in the composition of the Gold Miners Index, which are not factored into the return of the Gold Miners Index. Transaction costs, including brokerage costs, will decrease the Fund's net asset value ("NAV") to the extent not offset by the transaction fee payable by an Authorized Participant ("AP"). Market disruptions and regulatory restrictions could have an adverse effect on the Fund's ability to adjust its exposure to the required levels in order to track the Gold Miners Index. Errors in the Gold Miners Index data, the Gold Miners Index computations and/or the construction of the Gold Miners Index in accordance with its methodology may occur from time to time and may not be identified and corrected by the Gold Miners Index provider for a period of time or at all, which may have an adverse impact on the Fund and its shareholders. Shareholders should understand that any gains from the Gold Miners Index provider's errors will be kept by the Fund and its shareholders and any losses or costs resulting from the Gold Miners Index provider's errors will be borne by the Fund and its shareholders. When the Gold Miners Index is rebalanced and the Fund in turn rebalances its portfolio to attempt to increase the correlation between the Fund's portfolio and the Gold Miners Index, any transaction costs and market exposure arising from such portfolio rebalancing will be borne directly by the Fund and its shareholders. Apart from scheduled rebalances, the Gold Miners Index provider or its agents may carry out additional ad hoc rebalances to the Gold Miners Index. Therefore, errors and additional ad hoc rebalances carried out by the Gold Miners Index provider or its agents to the Gold Miners Index may increase the costs to and the tracking error risk of the Fund. In addition, the Fund may not invest in certain securities included in the Gold Miners Index, or invest in them in the exact proportions in which they are represented in the Gold Miners Index. The Fund's performance may also deviate from the return of the Gold Miners Index due to legal restrictions or limitations imposed by the governments of certain countries, certain listing standards of the Fund's listing exchange (the "Exchange"), a lack of liquidity on stock exchanges in which such securities trade, potential adverse tax consequences or other regulatory reasons (such as diversification requirements). The Fund may value certain of its investments and/or other assets based on fair value prices. To the extent the Fund calculates its NAV based on fair value prices and the value of the Gold Miners Index is based on securities' closing prices on local foreign markets (i.e., the value of the Gold Miners Index is not based on fair value prices), the Fund's ability to track the Gold Miners Index may be adversely affected. In addition, any issues the Fund encounters with regard to currency convertibility (including the cost of borrowing funds, if any) and repatriation may also increase the index tracking risk. When markets are volatile, the ability to sell securities at fair value prices may be adversely impacted and may result in additional trading costs and/or increase the index tracking risk. The Fund may also need to rely on borrowings to meet redemptions, which may lead to increased expenses. For tax efficiency purposes, the Fund may sell certain securities, and such sale may cause the Fund to realize a loss and deviate from the performance of the Gold Miners Index. In light of the factors discussed above, the Fund's return may deviate significantly from the return of the Gold Miners Index. Changes to

the composition of the Gold Miners Index in connection with a rebalancing or reconstitution of the Gold Miners Index may cause the Fund to experience increased volatility, during which time the Fund's index tracking risk may be heightened.

Authorized Participant Concentration Risk. The Fund may have a limited number of financial institutions that act as APs, none of which are obligated to engage in creation and/or redemption transactions. To the extent that those APs exit the business, or are unable to or choose not to process creation and/or redemption orders, and no other AP is able to step forward to create and redeem, there may be a significantly diminished trading market for Shares or Shares may trade like closed-end funds at a discount (or premium) to NAV and possibly face trading halts and/or de-listing. The AP concentration risk may be heightened in scenarios where APs have limited or diminished access to the capital required to post collateral.

No Guarantee of Active Trading Market. While Shares are listed on the Exchange, there can be no assurance that an active trading market for the Shares will be maintained. Further, secondary markets may be subject to irregular trading activity, wide bid/ask spreads and extended trade settlement periods in times of market stress because market makers and APs may step away from making a market in the Shares and in executing creation and redemption orders, which could cause a material deviation in the Fund's market price from its NAV.

Trading Issues. Trading in Shares on the Exchange may be halted due to market conditions or for reasons that, in the view of the Exchange, make trading in Shares inadvisable. In addition, trading in Shares on the Exchange is subject to trading halts caused by extraordinary market volatility pursuant to the Exchange's "circuit breaker" rules. There can be no assurance that the requirements of the Exchange necessary to maintain the listing of the Fund will continue to be met or will remain unchanged.

Passive Management Risk. An investment in the Fund involves risks similar to those of investing in any fund invested in equity securities traded on an exchange, such as market fluctuations caused by such factors as economic and political developments, changes in interest rates and perceived trends in security prices. However, because the Fund is not "actively" managed, unless a specific security is removed from the Gold Miners Index, the Fund generally would not sell a security because the security's issuer was in financial trouble. Additionally, unusual market conditions may cause the Gold Miners Index provider to postpone a scheduled rebalance or reconstitution, which could cause the Gold Miners Index to vary from its normal or expected composition. Therefore, the Fund's performance could be lower than funds that may actively shift their portfolio assets to take advantage of market opportunities or to lessen the impact of a market decline or a decline in the value of one or more issuers.

Fund Shares Trading, Premium/Discount Risk and Liquidity of Fund Shares. The market price of the Shares may fluctuate in response to the Fund's NAV, the intraday value of the Fund's holdings and supply and demand for Shares. The Adviser cannot predict whether Shares will trade above, below, or at their most recent NAV. Disruptions to creations and redemptions, the existence of market volatility or potential lack of an active trading market for Shares (including through a trading halt), as well as other factors, may result in Shares trading at a significant premium or discount to NAV or to the intraday value of the Fund's holdings. If a shareholder purchases Shares at a time when the market price is at a premium to the NAV or sells Shares at a time when the market price is at a discount to the NAV, the shareholder may pay significantly more or receive significantly less than the underlying value of the Shares that were bought or sold or the shareholder may be unable to sell his or her Shares. The securities held by the Fund may be traded in markets that close at a different time than the Exchange. Liquidity in those securities may be reduced after the applicable closing times. Accordingly, during the time when the Exchange is open but after the applicable market closing, fixing or settlement times, bid-ask spreads on the Exchange and the resulting premium or discount to the Shares' NAV may widen. Additionally, in stressed market conditions, the market for the Fund's Shares may become less liquid in response to deteriorating liquidity in the markets for the Fund's underlying portfolio holdings. There are various methods by which investors can purchase and sell Shares. Investors should consult their financial intermediaries before purchasing or selling Shares of the Fund.

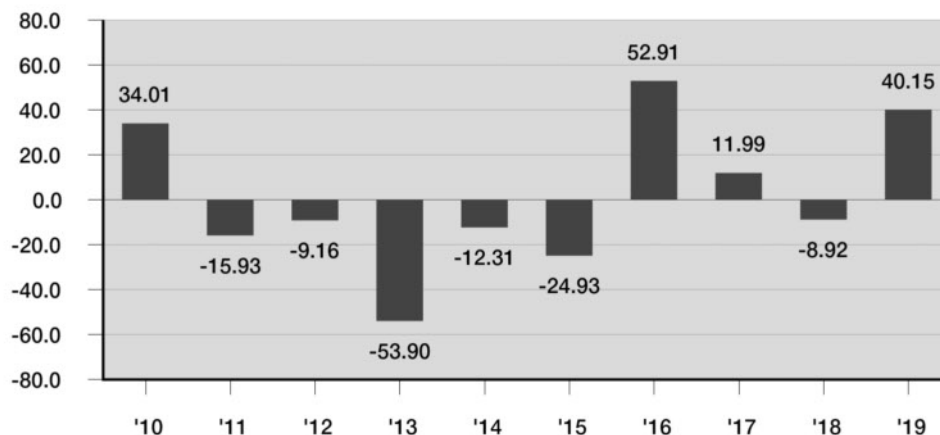
Non-Diversified Risk. The Fund is classified as a "non-diversified" fund under the 1940 Act. Therefore, the Fund may invest a relatively high percentage of its assets in a smaller number of issuers or may invest a larger proportion of its assets in a single issuer. Moreover, the gains and losses on a single investment may have a greater impact on the Fund's NAV and may make the Fund more volatile than more diversified funds.

Concentration Risk. The Fund's assets may be concentrated in a particular sector or sectors or industry or group of industries to the extent the Gold Miners Index concentrates in a particular sector or sectors or industry or group of industries. To the extent that the Fund is concentrated in a particular sector or sectors or industry or group of industries, the Fund will be subject to the risk that economic, political or other conditions that have a negative effect on those sectors and/or industries may negatively impact the Fund to a greater extent than if the Fund's assets were invested in a wider variety of sectors or industries.

PERFORMANCE

The bar chart that follows shows how the Fund performed for the calendar years shown. The table below the bar chart shows the Fund's average annual returns (before and after taxes). The bar chart and table provide an indication of the risks of investing in the Fund by comparing the Fund's performance from year to year and by showing how the Fund's average annual returns for the one year, five year, ten year and/or since inception periods, as applicable, compared with the Fund's benchmark index and a broad measure of market performance. All returns assume reinvestment of dividends and distributions. The Fund's past performance (before and after taxes) is not necessarily indicative of how the Fund will perform in the future. Updated performance information is available online at www.vaneck.com.

Annual Total Returns (%)—Calendar Years



Best Quarter: 45.85% 1Q '16

Worst Quarter: -35.32% 2Q '13

Average Annual Total Returns for the Periods Ended December 31, 2019

The after-tax returns presented in the table below are calculated using the highest historical individual federal marginal income tax rates and do not reflect the impact of state and local taxes. Your actual after-tax returns will depend on your specific tax situation and may differ from those shown below. After-tax returns are not relevant to investors who hold Shares of the Fund through tax-deferred arrangements, such as 401(k) plans or individual retirement accounts.

	Past One Year	Past Five Years	Past Ten Years
VanEck Vectors Gold Miners ETF (return before taxes)	40.15%	10.41%	-3.80%
VanEck Vectors Gold Miners ETF (return after taxes on distributions)	39.99%	10.27%	-3.95%
VanEck Vectors Gold Miners ETF (return after taxes on distributions and sale of Fund Shares)	23.98%	8.26%	-2.77%
NYSE Arca Gold Miners Index (reflects no deduction for fees, expenses or taxes, except withholding taxes)	40.89%	10.84%	-3.35%
S&P 500® Index (reflects no deduction for fees, expenses or taxes)	31.49%	11.70%	13.56%

See "License Agreements and Disclaimers" for important information about the Fund's benchmark index.

PORTFOLIO MANAGEMENT

Investment Adviser. Van Eck Associates Corporation.

Portfolio Managers. The following individuals are jointly and primarily responsible for the day-to-day management of the Fund's portfolio:

Name	Title with Adviser	Date Began Managing the Fund
Peter H. Liao	Portfolio Manager	May 2006
Guo Hua (Jason) Jin	Portfolio Manager	March 2018

PURCHASE AND SALE OF FUND SHARES

For important information about the purchase and sale of Fund Shares, tax information and payments to broker-dealers and other financial intermediaries, please turn to the “Summary Information About Purchases and Sales of Fund Shares, Taxes and Payments to Broker-Dealers and Other Financial Intermediaries” section of this Prospectus.

SUMMARY INFORMATION

INVESTMENT OBJECTIVE

VanEck Vectors® Junior Gold Miners ETF (the “Fund”) seeks to replicate as closely as possible, before fees and expenses, the price and yield performance of the MVIS® Global Junior Gold Miners Index (the “Junior Gold Miners Index”).

FUND FEES AND EXPENSES

The following tables describe the fees and expenses that you may pay if you buy and hold shares of the Fund (“Shares”).

Shareholder Fees *(fees paid directly from your investment)*

None

Annual Fund Operating Expenses

(expenses that you pay each year as a percentage of the value of your investment)

Management Fee	0.50%
Other Expenses	0.03%
Total Annual Fund Operating Expenses ^(a)	0.53%
Fee Waivers and Expense Reimbursement ^(a)	0.00%
Total Annual Fund Operating Expenses After Fee Waivers and Expense Reimbursement ^(a)	0.53%

^(a) Van Eck Associates Corporation (the “Adviser”) has agreed to waive fees and/or pay Fund expenses to the extent necessary to prevent the operating expenses of the Fund (excluding acquired fund fees and expenses, interest expense, trading expenses, taxes and extraordinary expenses) from exceeding 0.56% of the Fund’s average daily net assets per year until at least May 1, 2021. During such time, the expense limitation is expected to continue until the Fund’s Board of Trustees acts to discontinue all or a portion of such expense limitation.

EXPENSE EXAMPLE

This example is intended to help you compare the cost of investing in the Fund with the cost of investing in other funds. This example does not take into account brokerage commissions that you pay when purchasing or selling Shares of the Fund.

The example assumes that you invest \$10,000 in the Fund for the time periods indicated and then redeem all of your Shares at the end of those periods. The example also assumes that your investment has a 5% annual return and that the Fund’s operating expenses remain the same (except that the example incorporates the fee waivers and/or expense reimbursement arrangement for only the first year). Although your actual costs may be higher or lower, based on these assumptions, your costs would be:

YEAR	EXPENSES
1	\$54
3	\$170
5	\$296
10	\$665

PORTFOLIO TURNOVER

The Fund will pay transaction costs, such as commissions, when it purchases and sells securities (or “turns over” its portfolio). A higher portfolio turnover will cause the Fund to incur additional transaction costs and may result in higher taxes when Fund Shares are held in a taxable account. These costs, which are not reflected in annual fund operating expenses or in the example, may affect the Fund’s performance. During the most recent fiscal year, the Fund’s portfolio turnover rate was 19% of the average value of its portfolio.

PRINCIPAL INVESTMENT STRATEGIES

The Fund normally invests at least 80% of its total assets in securities that comprise the Fund’s benchmark index. The Fund will normally invest at least 80% of its total assets in companies that are involved in the gold mining industry (the “80% policy”). To be initially eligible for the Junior Gold Miners Index, companies must generate at least 50% of their revenues from gold and/or silver mining/royalties/streaming or have mining projects with the potential to generate at least 50% of their revenues from gold and/or silver when developed. Such companies may include small- and medium-capitalization companies and foreign issuers. As of December 31, 2019, the Junior Gold Miners Index included 68 securities of companies with a market capitalization range of between approximately \$158.8 million and \$6.6 billion and a weighted average market capitalization of \$3.1 billion. These amounts

are subject to change. The Fund's 80% policy is non-fundamental and may be changed without shareholder approval upon 60 days' prior written notice to shareholders.

The Fund, using a "passive" or indexing investment approach, attempts to approximate the investment performance of the Junior Gold Miners Index by investing in a portfolio of securities that generally replicates the Junior Gold Miners Index. Unlike many investment companies that try to "beat" the performance of a benchmark index, the Fund does not try to "beat" the Junior Gold Miners Index and does not seek temporary defensive positions when markets decline or appear overvalued. Indexing may eliminate the chance that the Fund will substantially outperform the Junior Gold Miners Index but also may reduce some of the risks of active management, such as poor security selection. As of December 31, 2019, approximately 84.2% of the Junior Gold Miners Index was comprised of securities of gold mining companies.

The Fund is classified as a non-diversified fund under the Investment Company Act of 1940, as amended (the "1940 Act"), and, therefore, may invest a greater percentage of its assets in a particular issuer. The Fund may concentrate its investments in a particular industry or group of industries to the extent that the Junior Gold Miners Index concentrates in an industry or group of industries. As of December 31, 2019, the Fund was concentrated in the gold mining industry, and the silver mining industry represented a significant portion of the Fund.

PRINCIPAL RISKS OF INVESTING IN THE FUND

Investors in the Fund should be willing to accept a high degree of volatility in the price of the Fund's Shares and the possibility of significant losses. An investment in the Fund involves a substantial degree of risk. An investment in the Fund is not a deposit with a bank and is not insured or guaranteed by the Federal Deposit Insurance Corporation or any other government agency. Therefore, you should consider carefully the following risks before investing in the Fund, each of which could significantly and adversely affect the value of an investment in the Fund.

Risk of Investing in Gold and Silver Mining Companies. The Fund will be sensitive to, and its performance will depend to a greater extent on, the overall condition of gold and silver mining companies. Investments related to gold and silver are considered speculative and are affected by a variety of factors. Competitive pressures may have a significant effect on the financial condition of gold and silver mining companies. Also, gold and silver mining companies are highly dependent on the price of gold bullion and silver, respectively, and may be adversely affected by a variety of worldwide economic, financial and political factors. The price of gold and silver may fluctuate substantially over short periods of time so the Fund's Share price may be more volatile than other types of investments. Fluctuation in the prices of gold and silver may be due to a number of factors, including changes in inflation, changes in currency exchange rates and changes in industrial and commercial demand for metals (including fabricator demand). Additionally, increased environmental or labor costs may depress the value of metal investments.

In particular, a drop in the price of gold and/or silver bullion would particularly adversely affect the profitability of small- and medium-capitalization mining companies and their ability to secure financing. Furthermore, companies that are only in the exploration stage are typically unable to adopt specific strategies for controlling the impact of the price of gold or silver. A significant number of the companies in the Junior Gold Miners Index may be early stage mining companies that are in the exploration stage only or that hold properties that might not ultimately produce gold or silver. The exploration and development of mineral deposits involve significant financial risks over a significant period of time which even a combination of careful evaluation, experience and knowledge may not eliminate. Few properties which are explored are ultimately developed into producing mines. Major expenditures may be required to establish reserves by drilling and to construct mining and processing facilities at a site. In addition, many early stage miners operate at a loss and are dependent on securing equity and/or debt financing, which might be more difficult to secure for an early stage mining company than for a more established counterpart.

Special Risk Considerations of Investing in Australian Issuers. Investments in securities of Australian issuers involve risks and special considerations not typically associated with investments in the U.S. securities markets. The Australian economy is heavily dependent on exports from the agriculture and mining industries. This makes the Australian economy susceptible to fluctuations in the commodity markets. Australia is also dependent on trading with key trading partners.

Special Risk Considerations of Investing in Canadian Issuers. Investments in securities of Canadian issuers involve risks and special considerations not typically associated with investments in the U.S. securities markets. The Canadian economy is very dependent on the demand for, and supply and price of, natural resources. The Canadian market is relatively concentrated in issuers involved in the production and distribution of natural resources. There is a risk that any changes in natural resources sectors could have an adverse impact on the Canadian economy. Additionally, the Canadian economy is heavily dependent on relationships with certain key trading partners, including the United States, countries in the European Union and China. Because the United States is Canada's largest trading partner and foreign investor, the Canadian economy is dependent on and may be significantly affected by the U.S. economy. Reduction in spending on Canadian products and services or changes in the U.S. economy may adversely impact the Canadian economy. Trade agreements may further increase Canada's dependency on the U.S. economy, and uncertainty as to the future of such trade agreements may cause a decline in the value of the Fund's Shares. Past periodic demands by the Province of Quebec for sovereignty have significantly affected equity valuations and foreign currency movements in the Canadian market and such demands may continue to have this effect in the future. In addition, certain sectors of Canada's economy may be subject to foreign ownership limitations. This may negatively impact the Fund's ability to invest in Canadian issuers and to track the Junior Gold Miners Index.

Risk of Investing in Foreign Securities. Investments in the securities of foreign issuers involve risks beyond those associated with investments in U.S. securities. These additional risks include greater market volatility, the availability of less reliable financial information, higher transactional and custody costs, taxation by foreign governments, decreased market liquidity and political instability. Because certain foreign securities markets may be limited in size, the activity of large traders may have an undue influence on the prices of securities that trade in such markets. The Fund invests in securities of issuers located in countries whose economies are heavily dependent upon trading with key partners. Any reduction in this trading may have an adverse impact on the Fund's investments.

Risk of Investing in Emerging Market Issuers. Investments in securities of emerging market issuers are exposed to a number of risks that may make these investments volatile in price or difficult to trade. Emerging markets are more likely than developed markets to experience problems with the clearing and settling of trades, as well as the holding of securities by local banks, agents and depositories. Political risks may include unstable governments, nationalization, restrictions on foreign ownership, laws that prevent investors from getting their money out of a country and legal systems that do not protect property rights as well as the laws of the United States. Market risks may also include economies that concentrate in only a few industries, securities issues that are held by only a few investors, liquidity issues and limited trading capacity in local exchanges and the possibility that markets or issues may be manipulated by foreign nationals who have inside information.

Foreign Currency Risk. Because the Fund's assets may be invested in securities denominated in foreign currencies, the proceeds received by the Fund from these investments will generally be in foreign currencies. The Fund's exposure to foreign currencies and changes in the value of foreign currencies versus the U.S. dollar may result in reduced returns for the Fund, and the value of certain foreign currencies may be subject to a high degree of fluctuation. Moreover, the Fund may incur costs in connection with conversions between U.S. dollars and foreign currencies.

Risk of Investing in Depositary Receipts. The Fund may invest in depositary receipts which involve similar risks to those associated with investments in foreign securities. Depositary receipts are receipts listed on U.S. or foreign exchanges issued by banks or trust companies that entitle the holder to all dividends and capital gains that are paid out on the underlying foreign shares. Investments in depositary receipts may be less liquid than the underlying shares in their primary trading market and, if not included in the Junior Gold Miners Index, may negatively affect the Fund's ability to replicate the performance of the Junior Gold Miners Index.

Risk of Investing in Small- and Medium-Capitalization Companies. Small- and medium-capitalization companies may be more volatile and more likely than large-capitalization companies to have narrower product lines, fewer financial resources, less management depth and experience and less competitive strength. In addition, these companies often have greater price volatility, lower trading volume and less liquidity than larger more established companies. Returns on investments in securities of small - and medium-capitalization companies could trail the returns on investments in securities of large-capitalization companies.

Equity Securities Risk. The value of the equity securities held by the Fund may fall due to general market and economic conditions, perceptions regarding the markets in which the issuers of securities held by the Fund participate, or factors relating to specific issuers in which the Fund invests. Equity securities are subordinated to preferred securities and debt in a company's capital structure with respect to priority in right to a share of corporate income, and therefore will be subject to greater dividend risk than preferred securities or debt instruments. In addition, while broad market measures of equity securities have historically generated higher average returns than fixed income securities, equity securities have generally also experienced significantly more volatility in those returns, although under certain market conditions fixed income securities may have comparable or greater price volatility.

Market Risk. The prices of the securities in the Fund are subject to the risks associated with investing in the securities market, including general economic conditions, sudden and unpredictable drops in value, exchange trading suspensions and closures and public health risks. These risks may be magnified if certain social, political, economic and other conditions and events (such as natural disasters, epidemics and pandemics, terrorism, conflicts and social unrest) adversely interrupt the global economy; in these and other circumstances, such events or developments might affect companies world-wide. An investment in the Fund may lose money.

Operational Risk. The Fund is exposed to operational risk arising from a number of factors, including, but not limited to, human error, processing and communication errors, errors of the Fund's service providers, counterparties or other third parties, failed or inadequate processes and technology or system failures.

Index Tracking Risk. The Fund's return may not match the return of the Junior Gold Miners Index for a number of reasons. For example, the Fund incurs a number of operating expenses, including taxes, not applicable to the Junior Gold Miners Index and incurs costs associated with buying and selling securities, especially when rebalancing the Fund's securities holdings to reflect changes in the composition of the Junior Gold Miners Index, which are not factored into the return of the Junior Gold Miners Index. Transaction costs, including brokerage costs, will decrease the Fund's net asset value ("NAV") to the extent not offset by the transaction fee payable by an Authorized Participant ("AP"). Market disruptions and regulatory restrictions could have an adverse effect on the Fund's ability to adjust its exposure to the required levels in order to track the Junior Gold Miners Index. Errors in the Junior Gold Miners Index data, the Junior Gold Miners Index computations and/or the construction of the Junior Gold Miners

Index in accordance with its methodology may occur from time to time and may not be identified and corrected by the Junior Gold Miners Index provider for a period of time or at all, which may have an adverse impact on the Fund and its shareholders. Shareholders should understand that any gains from the Junior Gold Miners Index provider's errors will be kept by the Fund and its shareholders and any losses or costs resulting from the Junior Gold Miners Index provider's errors will be borne by the Fund and its shareholders. When the Junior Gold Miners Index is rebalanced and the Fund in turn rebalances its portfolio to attempt to increase the correlation between the Fund's portfolio and the Junior Gold Miners Index, any transaction costs and market exposure arising from such portfolio rebalancing will be borne directly by the Fund and its shareholders. Apart from scheduled rebalances, the Junior Gold Miners Index provider or its agents may carry out additional ad hoc rebalances to the Junior Gold Miners Index. Therefore, errors and additional ad hoc rebalances carried out by the Junior Gold Miners Index provider or its agents to the Junior Gold Miners Index may increase the costs to and the tracking error risk of the Fund. In addition, the Fund may not invest in certain securities included in the Junior Gold Miners Index, or invest in them in the exact proportions in which they are represented in the Junior Gold Miners Index. The Fund's performance may also deviate from the return of the Junior Gold Miners Index due to legal restrictions or limitations imposed by the governments of certain countries, certain listing standards of the Fund's listing exchange (the "Exchange"), a lack of liquidity on stock exchanges in which such securities trade, potential adverse tax consequences or other regulatory reasons (such as diversification requirements). The Fund may value certain of its investments and/or other assets based on fair value prices. To the extent the Fund calculates its NAV based on fair value prices and the value of the Junior Gold Miners Index is based on securities' closing prices on local foreign markets (*i.e.*, the value of the Junior Gold Miners Index is not based on fair value prices), the Fund's ability to track the Junior Gold Miners Index may be adversely affected. In addition, any issues the Fund encounters with regard to currency convertibility (including the cost of borrowing funds, if any) and repatriation may also increase the index tracking risk. When markets are volatile, the ability to sell securities at fair value prices may be adversely impacted and may result in additional trading costs and/or increase the index tracking risk. The Fund may also need to rely on borrowings to meet redemptions, which may lead to increased expenses. For tax efficiency purposes, the Fund may sell certain securities, and such sale may cause the Fund to realize a loss and deviate from the performance of the Junior Gold Miners Index. In light of the factors discussed above, the Fund's return may deviate significantly from the return of the Junior Gold Miners Index. Changes to the composition of the Junior Gold Miners Index in connection with a rebalancing or reconstitution of the Junior Gold Miners Index may cause the Fund to experience increased volatility, during which time the Fund's index tracking risk may be heightened.

Authorized Participant Concentration Risk. The Fund may have a limited number of financial institutions that act as APs, none of which are obligated to engage in creation and/or redemption transactions. To the extent that those APs exit the business, or are unable to or choose not to process creation and/or redemption orders, and no other AP is able to step forward to create and redeem, there may be a significantly diminished trading market for Shares or Shares may trade like closed-end funds at a discount (or premium) to NAV and possibly face trading halts and/or de-listing. The AP concentration risk may be heightened in scenarios where APs have limited or diminished access to the capital required to post collateral.

No Guarantee of Active Trading Market. While Shares are listed on the Exchange, there can be no assurance that an active trading market for the Shares will be maintained. Further, secondary markets may be subject to irregular trading activity, wide bid/ask spreads and extended trade settlement periods in times of market stress because market makers and APs may step away from making a market in the Shares and in executing creation and redemption orders, which could cause a material deviation in the Fund's market price from its NAV.

Trading Issues. Trading in Shares on the Exchange may be halted due to market conditions or for reasons that, in the view of the Exchange, make trading in Shares inadvisable. In addition, trading in Shares on the Exchange is subject to trading halts caused by extraordinary market volatility pursuant to the Exchange's "circuit breaker" rules. There can be no assurance that the requirements of the Exchange necessary to maintain the listing of the Fund will continue to be met or will remain unchanged.

Passive Management Risk. An investment in the Fund involves risks similar to those of investing in any fund invested in equity securities traded on an exchange, such as market fluctuations caused by such factors as economic and political developments, changes in interest rates and perceived trends in security prices. However, because the Fund is not "actively" managed, unless a specific security is removed from the Junior Gold Miners Index, the Fund generally would not sell a security because the security's issuer was in financial trouble. Additionally, unusual market conditions may cause the Junior Gold Miners Index provider to postpone a scheduled rebalance or reconstitution, which could cause the Junior Gold Miners Index to vary from its normal or expected composition. Therefore, the Fund's performance could be lower than funds that may actively shift their portfolio assets to take advantage of market opportunities or to lessen the impact of a market decline or a decline in the value of one or more issuers.

Fund Shares Trading, Premium/Discount Risk and Liquidity of Fund Shares. The market price of the Shares may fluctuate in response to the Fund's NAV, the intraday value of the Fund's holdings and supply and demand for Shares. The Adviser cannot predict whether Shares will trade above, below, or at their most recent NAV. Disruptions to creations and redemptions, the existence of market volatility or potential lack of an active trading market for Shares (including through a trading halt), as well as other factors, may result in Shares trading at a significant premium or discount to NAV or to the intraday value of the Fund's holdings. If a shareholder purchases Shares at a time when the market price is at a premium to the NAV or sells Shares at a time when the market price is at a discount to the NAV, the shareholder may pay significantly more or receive significantly less than the underlying value of the Shares that were bought or sold or the shareholder may be unable to sell his or her Shares. The securities

VANECK VECTORS® JUNIOR GOLD MINERS ETF (continued)

held by the Fund may be traded in markets that close at a different time than the Exchange. Liquidity in those securities may be reduced after the applicable closing times. Accordingly, during the time when the Exchange is open but after the applicable market closing, fixing or settlement times, bid-ask spreads on the Exchange and the resulting premium or discount to the Shares' NAV may widen. Additionally, in stressed market conditions, the market for the Fund's Shares may become less liquid in response to deteriorating liquidity in the markets for the Fund's underlying portfolio holdings. There are various methods by which investors can purchase and sell Shares. Investors should consult their financial intermediaries before purchasing or selling Shares of the Fund.

Non-Diversified Risk. The Fund is classified as a "non-diversified" fund under the 1940 Act. Therefore, the Fund may invest a relatively high percentage of its assets in a smaller number of issuers or may invest a larger proportion of its assets in a single issuer. Moreover, the gains and losses on a single investment may have a greater impact on the Fund's NAV and may make the Fund more volatile than more diversified funds.

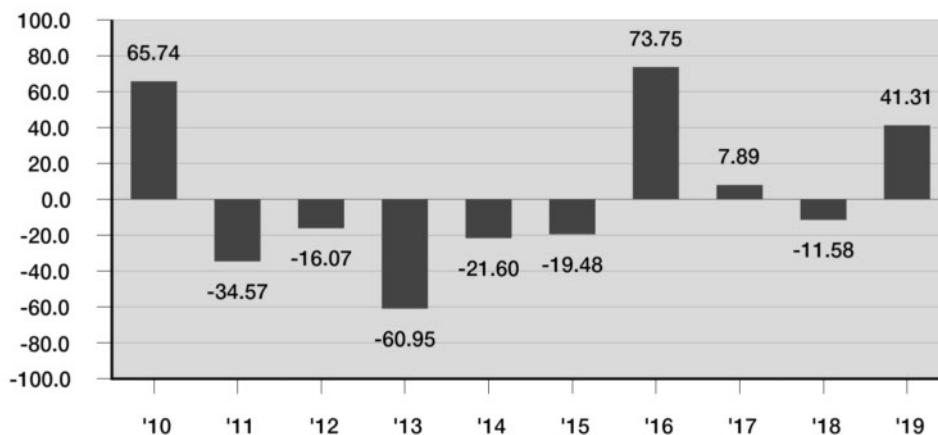
Concentration Risk. The Fund's assets may be concentrated in a particular sector or sectors or industry or group of industries to the extent the Junior Gold Miners Index concentrates in a particular sector or sectors or industry or group of industries. To the extent that the Fund is concentrated in a particular sector or sectors or industry or group of industries, the Fund will be subject to the risk that economic, political or other conditions that have a negative effect on those sectors and/or industries may negatively impact the Fund to a greater extent than if the Fund's assets were invested in a wider variety of sectors or industries.

Tax Reform Legislation. A provision in the 2017 tax reform legislation generally required U.S. shareholders, such as the Fund, to recognize on a deemed basis their pro rata shares of the accumulated undistributed earnings of any foreign corporations in which they hold a 10 percent-or-greater interest. The Fund is monitoring the effects of this provision and relevant regulatory guidance on its minimum distribution and qualifying income requirements.

PERFORMANCE

The bar chart that follows shows how the Fund performed for the calendar years shown. The table below the bar chart shows the Fund's average annual returns (before and after taxes). The bar chart and table provide an indication of the risks of investing in the Fund by comparing the Fund's performance from year to year and by showing how the Fund's average annual returns for the one year, five year, ten year and/or since inception periods, as applicable, compared with the Fund's benchmark index and a broad measure of market performance. All returns assume reinvestment of dividends and distributions. The Fund's past performance (before and after taxes) is not necessarily indicative of how the Fund will perform in the future. Updated performance information is available online at www.vaneck.com.

Annual Total Returns (%)—Calendar Years



Best Quarter: 52.71% 2Q '16

Worst Quarter: -45.36% 2Q '13

Average Annual Total Returns for the Periods Ended December 31, 2019

The after-tax returns presented in the table below are calculated using the highest historical individual federal marginal income tax rates and do not reflect the impact of state and local taxes. Your actual after-tax returns will depend on your specific tax situation and may differ from those shown below. After-tax returns are not relevant to investors who hold Shares of the Fund through tax-deferred arrangements, such as 401(k) plans or individual retirement accounts.

	Past One Year	Past Five Years	Past Ten Years
VanEck Vectors Junior Gold Miners ETF (return before taxes)	41.31%	13.53%	-6.23%
VanEck Vectors Junior Gold Miners ETF (return after taxes on distributions)	41.19%	12.97%	-7.00%
VanEck Vectors Junior Gold Miners ETF (return after taxes on distributions and sale of Fund Shares)	24.56%	10.57%	-4.31%
MVIS Global Junior Gold Miners Index (reflects no deduction for fees, expenses or taxes, except withholding taxes)	42.18%	13.66%	-5.78%
S&P 500® Index (reflects no deduction for fees, expenses or taxes)	31.49%	11.70%	13.56%

See “License Agreements and Disclaimers” for important information about the Fund’s benchmark index.

PORTFOLIO MANAGEMENT

Investment Adviser. Van Eck Associates Corporation.

Portfolio Managers. The following individuals are jointly and primarily responsible for the day-to-day management of the Fund’s portfolio:

Name	Title with Adviser	Date Began Managing the Fund
Peter H. Liao	Portfolio Manager	November 2009
Guo Hua (Jason) Jin	Portfolio Manager	March 2018

PURCHASE AND SALE OF FUND SHARES

For important information about the purchase and sale of Fund Shares, tax information and payments to broker-dealers and other financial intermediaries, please turn to the “Summary Information About Purchases and Sales of Fund Shares, Taxes and Payments to Broker-Dealers and Other Financial Intermediaries” section of this Prospectus.

SUMMARY INFORMATION
INVESTMENT OBJECTIVE

VanEck Vectors® Low Carbon Energy ETF¹ (the “Fund”) seeks to replicate as closely as possible, before fees and expenses, the price and yield performance of the Ardour Global IndexSM (Extra Liquid) (the “Ardour Global Index”).

FUND FEES AND EXPENSES

The following tables describe the fees and expenses that you may pay if you buy and hold shares of the Fund (“Shares”).

Shareholder Fees (fees paid directly from your investment)

None

Annual Fund Operating Expenses

(expenses that you pay each year as a percentage of the value of your investment)

Management Fee	0.50%
Other Expenses	0.15%
Total Annual Fund Operating Expenses ^(a)	0.65%
Fee Waivers and Expense Reimbursement ^(a)	-0.03%
Total Annual Fund Operating Expenses After Fee Waivers and Expense Reimbursement ^(a)	0.62%

^(a) Van Eck Associates Corporation (the “Adviser”) has agreed to waive fees and/or pay Fund expenses to the extent necessary to prevent the operating expenses of the Fund (excluding acquired fund fees and expenses, interest expense, trading expenses, taxes and extraordinary expenses) from exceeding 0.62% of the Fund’s average daily net assets per year until at least May 1, 2021. During such time, the expense limitation is expected to continue until the Fund’s Board of Trustees acts to discontinue all or a portion of such expense limitation.

EXPENSE EXAMPLE

This example is intended to help you compare the cost of investing in the Fund with the cost of investing in other funds. This example does not take into account brokerage commissions that you pay when purchasing or selling Shares of the Fund.

The example assumes that you invest \$10,000 in the Fund for the time periods indicated and then redeem all of your Shares at the end of those periods. The example also assumes that your investment has a 5% annual return and that the Fund’s operating expenses remain the same (except that the example incorporates the fee waivers and/or expense reimbursement arrangement for only the first year). Although your actual costs may be higher or lower, based on these assumptions, your costs would be:

YEAR	EXPENSES
1	\$63
3	\$205
5	\$359
10	\$808

PORTFOLIO TURNOVER

The Fund will pay transaction costs, such as commissions, when it purchases and sells securities (or “turns over” its portfolio). A higher portfolio turnover will cause the Fund to incur additional transaction costs and may result in higher taxes when Fund Shares are held in a taxable account. These costs, which are not reflected in annual fund operating expenses or in the example, may affect the Fund’s performance. During the most recent fiscal year, the Fund’s portfolio turnover rate was 40% of the average value of its portfolio.

PRINCIPAL INVESTMENT STRATEGIES

The Fund normally invests at least 80% of its total assets in stocks of low carbon energy companies. Such companies may include small- and medium-capitalization companies and foreign issuers. “Low carbon energy companies” refers to companies primarily engaged in alternative energy, including renewable energy, alternative fuels and related enabling technologies (such as advanced batteries). Alternative energy refers to the generation of power through environmentally friendly sources that can replace or supplement traditional fossil-fuel sources and that may reduce the global carbon footprint. It includes power derived principally

¹ Prior to July 9, 2019, the Fund’s name was VanEck Vectors® Global Alternative Energy ETF.

from bio-fuels (such as ethanol), wind, solar, hydro and geothermal sources and also includes the various technologies that support the production, use and storage of these sources. As of December 31, 2019, the Ardour Global Index included 30 securities of companies with a market capitalization range of between approximately \$898.6 million and \$74.9 billion and a weighted average market capitalization of \$9.2 billion. These amounts are subject to change. The Fund's 80% investment policy is non-fundamental and may be changed without shareholder approval upon 60 days' prior written notice to shareholders.

The Fund, using a "passive" or indexing investment approach, attempts to approximate the investment performance of the Ardour Global Index by investing in a portfolio of securities that generally replicates the Ardour Global Index. Unlike many investment companies that try to "beat" the performance of a benchmark index, the Fund does not try to "beat" the Ardour Global Index and does not seek temporary defensive positions when markets decline or appear overvalued. Indexing may eliminate the chance that the Fund will substantially outperform the Ardour Global Index but also may reduce some of the risks of active management, such as poor security selection. The Fund normally invests at least 80% of its total assets in securities that comprise the Ardour Global Index.

The Fund is classified as a non-diversified fund under the Investment Company Act of 1940, as amended (the "1940 Act"), and, therefore, may invest a greater percentage of its assets in a particular issuer. The Fund may concentrate its investments in a particular industry or group of industries to the extent that the Ardour Global Index concentrates in an industry or group of industries. As of December 31, 2019, the Fund was concentrated in the industrials and information technology sectors, and the utilities sector represented a significant portion of the Fund.

PRINCIPAL RISKS OF INVESTING IN THE FUND

Investors in the Fund should be willing to accept a high degree of volatility in the price of the Fund's Shares and the possibility of significant losses. An investment in the Fund involves a substantial degree of risk. An investment in the Fund is not a deposit with a bank and is not insured or guaranteed by the Federal Deposit Insurance Corporation or any other government agency. Therefore, you should consider carefully the following risks before investing in the Fund, each of which could significantly and adversely affect the value of an investment in the Fund.

Risk of Investing in Low Carbon Energy Companies. The Fund will be sensitive to, and its performance will depend to a greater extent on, the overall condition of low carbon (i.e., alternative) energy companies. Low carbon energy refers to the generation of power through environmentally friendly sources that can replace or supplement traditional fossil-fuel sources and that may reduce the global carbon footprint. It includes power derived principally from bio fuels (such as ethanol), wind, solar, hydro and geothermal sources and also includes the various technologies that support the production, use and storage of these sources.

Alternative energy companies may be significantly affected by the competition from new and existing market entrants, obsolescence of technology, short product cycles, production spending, varying prices and profits, commodity price volatility, changes in exchange rates, imposition of import controls, depletion of resources, seasonal weather conditions, technological developments and general economic conditions, market sentiment, fluctuations in energy prices and supply and demand of alternative energy fuels, fluctuations in the price of oil and gas, energy conservation efforts, the success of exploration projects, tax and other government regulations (such as incentives and subsidies) and international political events. Additionally, adverse weather conditions may cause fluctuations in renewable energy generation and adversely affect the cash flows associated with these assets.

Further, alternative energy companies may be subject to risks associated with hazardous materials and can be significantly and adversely affected by legislation resulting in more strict government regulations and enforcement policies and specific expenditures for environmental cleanup efforts. There are also risks associated with a failure to enforce environmental law. If the government reduces environmental regulations or their enforcement, companies that produce products designed to provide a clean environment are less likely to prosper. Alternative energy companies may be more volatile than companies operating in more established industries. Certain valuation methods used to value alternative energy companies have not been in widespread use for a significant period of time. As a result, the use of these valuation methods may serve to further increase the volatility of certain alternative and transitional energy company share prices. If government subsidies and incentives for alternative energy sources are reduced or eliminated, the demand for alternative energy may decline and cause corresponding declines in the revenues and profits of alternative energy companies. In addition, changes in U.S., European and other governments' policies towards alternative energy technology also may have an adverse effect on the Fund's performance. Furthermore, the Fund may invest in the shares of companies with a limited operating history, some of which may never have operated profitably. Investment in young companies with a short operating history is generally riskier than investing in companies with a longer operating history. The Fund will carry greater risk and may be more volatile than a portfolio composed of securities issued by companies operating in a wide variety of different or more established industries.

Special Risk Considerations of Investing in European Issuers. Investments in securities of European issuers involve risks and special considerations not typically associated with investment in the U.S. securities markets. The Economic and Monetary Union ("EMU") of the European Union ("EU") requires member countries to comply with restrictions on inflation rates, deficits, interest rates, debt levels and fiscal and monetary controls, each of which may significantly affect every country in Europe. Decreasing imports or exports, changes in governmental or EU regulations on trade, changes in the exchange rate of the euro, the

default or threat of default by an EU member country on its sovereign debt, and/or an economic recession in an EU member country may have a significant adverse effect on the economies of EU member countries and on major trading partners outside Europe. The European financial markets have experienced, and may continue to experience, volatility and have been adversely affected by concerns about economic downturns, credit rating downgrades, rising government debt levels and possible default on or restructuring of government debt in several European countries. These events have adversely affected, and may in the future affect, the value and exchange rate of the euro and may continue to significantly affect the economies of every country in Europe, including EU member countries that do not use the euro and non-EU member countries. In a referendum held on June 23, 2016, voters in the United Kingdom ("UK") voted to leave the EU, creating economic and political uncertainty in its wake. On January 31, 2020, the UK officially withdrew from the EU. A transition phase has commenced and is scheduled to conclude on December 31, 2020. During the transition phase, the UK effectively remains in the EU from an economic perspective but no longer has any political representation in the EU Parliament. Significant uncertainty exists regarding the effects such withdrawal will have on the euro, European economies and the global markets.

Risk of Investing in Foreign Securities. Investments in the securities of foreign issuers involve risks beyond those associated with investments in U.S. securities. These additional risks include greater market volatility, the availability of less reliable financial information, higher transactional and custody costs, taxation by foreign governments, decreased market liquidity and political instability. Because certain foreign securities markets may be limited in size, the activity of large traders may have an undue influence on the prices of securities that trade in such markets. The Fund invests in securities of issuers located in countries whose economies are heavily dependent upon trading with key partners. Any reduction in this trading may have an adverse impact on the Fund's investments.

Foreign Currency Risk. Because the Fund's assets may be invested in securities denominated in foreign currencies, the proceeds received by the Fund from these investments will generally be in foreign currencies. The Fund's exposure to foreign currencies and changes in the value of foreign currencies versus the U.S. dollar may result in reduced returns for the Fund, and the value of certain foreign currencies may be subject to a high degree of fluctuation. Moreover, the Fund may incur costs in connection with conversions between U.S. dollars and foreign currencies.

Risk of Investing in Depositary Receipts. The Fund may invest in depositary receipts which involve similar risks to those associated with investments in foreign securities. Depositary receipts are receipts listed on U.S. or foreign exchanges issued by banks or trust companies that entitle the holder to all dividends and capital gains that are paid out on the underlying foreign shares. Investments in depositary receipts may be less liquid than the underlying shares in their primary trading market and, if not included in the Ardour Global Index, may negatively affect the Fund's ability to replicate the performance of the Ardour Global Index.

Risk of Investing in the Industrials Sector. The Fund will be sensitive to, and its performance may depend on to a greater extent on, the overall condition of the industrials sector. Companies in the industrials sector may be adversely affected by changes in government regulation, world events and economic conditions. In addition, companies in the industrials sector may be adversely affected by environmental damages, product liability claims and exchange rates.

Risk of Investing in the Information Technology Sector. The Fund will be sensitive to, and its performance may depend to a greater extent on, the overall condition of the information technology sector. Information technology companies face intense competition, both domestically and internationally, which may have an adverse effect on profit margins. Information technology companies may have limited product lines, markets, financial resources or personnel. The products of information technology companies may face product obsolescence due to rapid technological developments and frequent new product introduction, unpredictable changes in growth rates and competition for the services of qualified personnel. Companies in the information technology sector are heavily dependent on patent protection and the expiration of patents may adversely affect the profitability of these companies.

Risk of Investing in the Utilities Sector. The Fund will be sensitive to changes in, and its performance may depend to a greater extent on, the overall condition of the utilities sector. Companies in the utilities sector may be adversely affected by changes in exchange rates, domestic and international competition, difficulty in raising adequate amounts of capital and governmental limitation on rates charged to customers.

Risk of Investing in Small- and Medium-Capitalization Companies. Small- and medium-capitalization companies may be more volatile and more likely than large-capitalization companies to have narrower product lines, fewer financial resources, less management depth and experience and less competitive strength. In addition, these companies often have greater price volatility, lower trading volume and less liquidity than larger more established companies. Returns on investments in securities of small- and medium-capitalization companies could trail the returns on investments in securities of large-capitalization companies.

Equity Securities Risk. The value of the equity securities held by the Fund may fall due to general market and economic conditions, perceptions regarding the markets in which the issuers of securities held by the Fund participate, or factors relating to specific issuers in which the Fund invests. Equity securities are subordinated to preferred securities and debt in a company's capital structure with respect to priority in right to a share of corporate income, and therefore will be subject to greater dividend risk than preferred securities or debt instruments. In addition, while broad market measures of equity securities have historically

generated higher average returns than fixed income securities, equity securities have generally also experienced significantly more volatility in those returns, although under certain market conditions fixed income securities may have comparable or greater price volatility.

Market Risk. The prices of the securities in the Fund are subject to the risks associated with investing in the securities market, including general economic conditions, sudden and unpredictable drops in value, exchange trading suspensions and closures and public health risks. These risks may be magnified if certain social, political, economic and other conditions and events (such as natural disasters, epidemics and pandemics, terrorism, conflicts and social unrest) adversely interrupt the global economy; in these and other circumstances, such events or developments might affect companies world-wide. An investment in the Fund may lose money.

Operational Risk. The Fund is exposed to operational risk arising from a number of factors, including, but not limited to, human error, processing and communication errors, errors of the Fund's service providers, counterparties or other third parties, failed or inadequate processes and technology or system failures.

Index Tracking Risk. The Fund's return may not match the return of the Ardour Global Index for a number of reasons. For example, the Fund incurs a number of operating expenses, including taxes, not applicable to the Ardour Global Index and incurs costs associated with buying and selling securities, especially when rebalancing the Fund's securities holdings to reflect changes in the composition of the Ardour Global Index, which are not factored into the return of the Ardour Global Index. Transaction costs, including brokerage costs, will decrease the Fund's net asset value ("NAV") to the extent not offset by the transaction fee payable by an Authorized Participant ("AP"). Market disruptions and regulatory restrictions could have an adverse effect on the Fund's ability to adjust its exposure to the required levels in order to track the Ardour Global Index. Errors in the Ardour Global Index data, the Ardour Global Index computations and/or the construction of the Ardour Global Index in accordance with its methodology may occur from time to time and may not be identified and corrected by the Ardour Global Index provider for a period of time or at all, which may have an adverse impact on the Fund and its shareholders. Shareholders should understand that any gains from the Ardour Global Index provider's errors will be kept by the Fund and its shareholders and any losses or costs resulting from the Ardour Global Index provider's errors will be borne by the Fund and its shareholders. When the Ardour Global Index is rebalanced and the Fund in turn rebalances its portfolio to attempt to increase the correlation between the Fund's portfolio and the Ardour Global Index, any transaction costs and market exposure arising from such portfolio rebalancing will be borne directly by the Fund and its shareholders. Apart from scheduled rebalances, the Ardour Global Index provider or its agents may carry out additional ad hoc rebalances to the Ardour Global Index. Therefore, errors and additional ad hoc rebalances carried out by the Ardour Global Index provider or its agents to the Ardour Global Index may increase the costs to and the tracking error risk of the Fund. In addition, the Fund may not invest in certain securities included in the Ardour Global Index, or invest in them in the exact proportions in which they are represented in the Ardour Global Index. The Fund's performance may also deviate from the return of the Ardour Global Index due to legal restrictions or limitations imposed by the governments of certain countries, certain listing standards of the Fund's listing exchange (the "Exchange"), a lack of liquidity on stock exchanges in which such securities trade, potential adverse tax consequences or other regulatory reasons (such as diversification requirements). The Fund may value certain of its investments and/or other assets based on fair value prices. To the extent the Fund calculates its NAV based on fair value prices and the value of the Ardour Global Index is based on securities' closing prices on local foreign markets (i.e., the value of the Ardour Global Index is not based on fair value prices), the Fund's ability to track the Ardour Global Index may be adversely affected. In addition, any issues the Fund encounters with regard to currency convertibility (including the cost of borrowing funds, if any) and repatriation may also increase the index tracking risk. When markets are volatile, the ability to sell securities at fair value prices may be adversely impacted and may result in additional trading costs and/or increase the index tracking risk. For tax efficiency purposes, the Fund may sell certain securities, and such sale may cause the Fund to realize a loss and deviate from the performance of the Ardour Global Index. In light of the factors discussed above, the Fund's return may deviate significantly from the return of the Ardour Global Index. Changes to the composition of the Ardour Global Index in connection with a rebalancing or reconstitution of the Ardour Global Index may cause the Fund to experience increased volatility, during which time the Fund's index tracking risk may be heightened.

Authorized Participant Concentration Risk. The Fund may have a limited number of financial institutions that act as APs, none of which are obligated to engage in creation and/or redemption transactions. To the extent that those APs exit the business, or are unable to or choose not to process creation and/or redemption orders, and no other AP is able to step forward to create and redeem, there may be a significantly diminished trading market for Shares or Shares may trade like closed-end funds at a discount (or premium) to NAV and possibly face trading halts and/or de-listing. The AP concentration risk may be heightened in scenarios where APs have limited or diminished access to the capital required to post collateral.

No Guarantee of Active Trading Market. While Shares are listed on the Exchange, there can be no assurance that an active trading market for the Shares will be maintained. Further, secondary markets may be subject to irregular trading activity, wide bid/ask spreads and extended trade settlement periods in times of market stress because market makers and APs may step away from making a market in the Shares and in executing creation and redemption orders, which could cause a material deviation in the Fund's market price from its NAV.

Trading Issues. Trading in Shares on the Exchange may be halted due to market conditions or for reasons that, in the view of the Exchange, make trading in Shares inadvisable. In addition, trading in Shares on the Exchange is subject to trading halts caused by extraordinary market volatility pursuant to the Exchange's "circuit breaker" rules. There can be no assurance that the requirements of the Exchange necessary to maintain the listing of the Fund will continue to be met or will remain unchanged.

Passive Management Risk. An investment in the Fund involves risks similar to those of investing in any fund invested in equity securities traded on an exchange, such as market fluctuations caused by such factors as economic and political developments, changes in interest rates and perceived trends in security prices. However, because the Fund is not "actively" managed, unless a specific security is removed from the Ardour Global Index, the Fund generally would not sell a security because the security's issuer was in financial trouble. Additionally, unusual market conditions may cause the Ardour Global Index provider to postpone a scheduled rebalance or reconstitution, which could cause the Ardour Global Index to vary from its normal or expected composition. Therefore, the Fund's performance could be lower than funds that may actively shift their portfolio assets to take advantage of market opportunities or to lessen the impact of a market decline or a decline in the value of one or more issuers.

Fund Shares Trading, Premium/Discount Risk and Liquidity of Fund Shares. The market price of the Shares may fluctuate in response to the Fund's NAV, the intraday value of the Fund's holdings and supply and demand for Shares. The Adviser cannot predict whether Shares will trade above, below, or at their most recent NAV. Disruptions to creations and redemptions, the existence of market volatility or potential lack of an active trading market for Shares (including through a trading halt), as well as other factors, may result in Shares trading at a significant premium or discount to NAV or to the intraday value of the Fund's holdings. If a shareholder purchases Shares at a time when the market price is at a premium to the NAV or sells Shares at a time when the market price is at a discount to the NAV, the shareholder may pay significantly more or receive significantly less than the underlying value of the Shares that were bought or sold or the shareholder may be unable to sell his or her Shares. The securities held by the Fund may be traded in markets that close at a different time than the Exchange. Liquidity in those securities may be reduced after the applicable closing times. Accordingly, during the time when the Exchange is open but after the applicable market closing, fixing or settlement times, bid-ask spreads on the Exchange and the resulting premium or discount to the Shares' NAV may widen. Additionally, in stressed market conditions, the market for the Fund's Shares may become less liquid in response to deteriorating liquidity in the markets for the Fund's underlying portfolio holdings. There are various methods by which investors can purchase and sell Shares. Investors should consult their financial intermediaries before purchasing or selling Shares of the Fund.

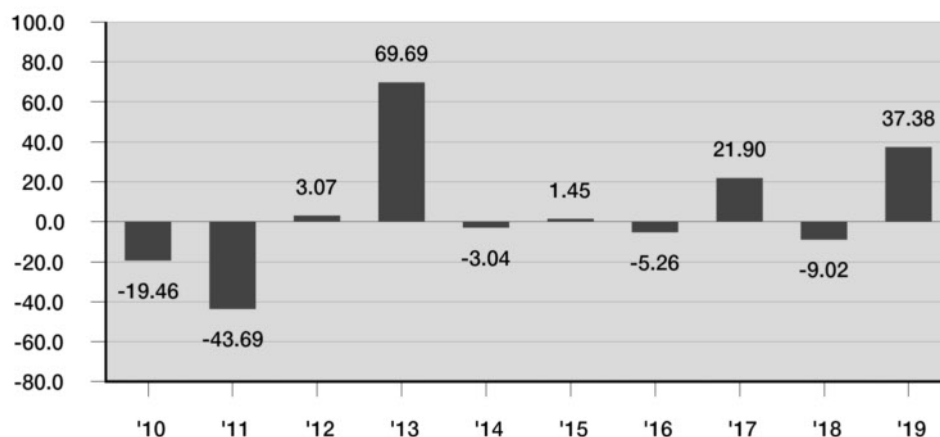
Non-Diversified Risk. The Fund is classified as a "non-diversified" fund under the 1940 Act. Therefore, the Fund may invest a relatively high percentage of its assets in a smaller number of issuers or may invest a larger proportion of its assets in a single issuer. Moreover, the gains and losses on a single investment may have a greater impact on the Fund's NAV and may make the Fund more volatile than more diversified funds.

Concentration Risk. The Fund's assets may be concentrated in a particular sector or sectors or industry or group of industries to the extent the Ardour Global Index concentrates in a particular sector or sectors or industry or group of industries. To the extent that the Fund is concentrated in a particular sector or sectors or industry or group of industries, the Fund will be subject to the risk that economic, political or other conditions that have a negative effect on those sectors and/or industries may negatively impact the Fund to a greater extent than if the Fund's assets were invested in a wider variety of sectors or industries.

PERFORMANCE

The bar chart that follows shows how the Fund performed for the calendar years shown. The table below the bar chart shows the Fund's average annual returns (before and after taxes). The bar chart and table provide an indication of the risks of investing in the Fund by comparing the Fund's performance from year to year and by showing how the Fund's average annual returns for the one year, five year, ten year and/or since inception periods, as applicable, compared with the Fund's benchmark index and a broad measure of market performance. All returns assume reinvestment of dividends and distributions. The Fund's past performance (before and after taxes) is not necessarily indicative of how the Fund will perform in the future. Updated performance information is available online at www.vaneck.com.

Annual Total Returns (%)—Calendar Years



Best Quarter: 20.41% 2Q '13

Worst Quarter: -34.12% 3Q '11

Average Annual Total Returns for the Periods Ended December 31, 2019

The after-tax returns presented in the table below are calculated using the highest historical individual federal marginal income tax rates and do not reflect the impact of state and local taxes. Your actual after-tax returns will depend on your specific tax situation and may differ from those shown below. After-tax returns are not relevant to investors who hold Shares of the Fund through tax-deferred arrangements, such as 401(k) plans or individual retirement accounts.

	Past One Year	Past Five Years	Past Ten Years
VanEck Vectors Low Carbon Energy ETF (return before taxes)	37.38%	7.93%	1.20%
VanEck Vectors Low Carbon Energy ETF (return after taxes on distributions)	37.38%	7.66%	0.84%
VanEck Vectors Low Carbon Energy ETF (return after taxes on distributions and sale of Fund Shares)	22.13%	6.15%	0.76%
Ardour Global Index SM (Extra Liquid) (reflects no deduction for fees, expenses or taxes, except withholding taxes)	38.40%	8.10%	0.98%
S&P 500 [®] Index (reflects no deduction for fees, expenses or taxes)	31.49%	11.70%	13.56%

See "License Agreements and Disclaimers" for important information about the Fund's benchmark index.

PORTFOLIO MANAGEMENT

Investment Adviser. Van Eck Associates Corporation.

Portfolio Managers. The following individuals are jointly and primarily responsible for the day-to-day management of the Fund's portfolio:

Name	Title with Adviser	Date Began Managing the Fund
Peter H. Liao	Portfolio Manager	May 2007
Guo Hua (Jason) Jin	Portfolio Manager	March 2018

PURCHASE AND SALE OF FUND SHARES

For important information about the purchase and sale of Fund Shares, tax information and payments to broker-dealers and other financial intermediaries, please turn to the “Summary Information About Purchases and Sales of Fund Shares, Taxes and Payments to Broker-Dealers and Other Financial Intermediaries” section of this Prospectus.

SUMMARY INFORMATION

INVESTMENT OBJECTIVE

VanEck Vectors® Natural Resources ETF (the “Fund”) seeks to replicate as closely as possible, before fees and expenses, the price and yield performance of the VanEck® Natural Resources Index (the “Natural Resources Index”).

FUND FEES AND EXPENSES

The following tables describe the fees and expenses that you may pay if you buy and hold shares of the Fund (“Shares”).

Shareholder Fees *(fees paid directly from your investment)*

None

Annual Fund Operating Expenses

(expenses that you pay each year as a percentage of the value of your investment)

Management Fee	0.50%
Other Expenses	0.29%
Total Annual Fund Operating Expenses ^(a)	0.79%
Fee Waivers and Expense Reimbursement ^(a)	-0.29%
Total Annual Fund Operating Expenses After Fee Waivers and Expense Reimbursement ^(a)	0.50%

^(a) Van Eck Associates Corporation (the “Adviser”) has agreed to waive fees and/or pay Fund expenses to the extent necessary to prevent the operating expenses of the Fund (excluding acquired fund fees and expenses, interest expense, trading expenses, taxes and extraordinary expenses) from exceeding 0.49% of the Fund’s average daily net assets per year until at least May 1, 2021. During such time, the expense limitation is expected to continue until the Fund’s Board of Trustees acts to discontinue all or a portion of such expense limitation.

EXPENSE EXAMPLE

This example is intended to help you compare the cost of investing in the Fund with the cost of investing in other funds. This example does not take into account brokerage commissions that you pay when purchasing or selling Shares of the Fund.

The example assumes that you invest \$10,000 in the Fund for the time periods indicated and then redeem all of your Shares at the end of those periods. The example also assumes that your investment has a 5% annual return and that the Fund’s operating expenses remain the same (except that the example incorporates the fee waivers and/or expense reimbursement arrangement for only the first year). Although your actual costs may be higher or lower, based on these assumptions, your costs would be:

YEAR	EXPENSES
1	\$51
3	\$223
5	\$410
10	\$951

PORTFOLIO TURNOVER

The Fund will pay transaction costs, such as commissions, when it purchases and sells securities (or “turns over” its portfolio). A higher portfolio turnover will cause the Fund to incur additional transaction costs and may result in higher taxes when Fund Shares are held in a taxable account. These costs, which are not reflected in annual fund operating expenses or in the example, may affect the Fund’s performance. During the most recent fiscal year, the Fund’s portfolio turnover rate was 24% of the average value of its portfolio.

PRINCIPAL INVESTMENT STRATEGIES

The Fund normally invests at least 80% of its total assets in securities that comprise the Fund’s benchmark index. The Natural Resources Index is comprised of publicly traded companies engaged (derive greater than 50% of revenues from applicable sources) in the production and distribution of commodities and commodity-related products and services in the following sectors: 1) Agriculture; 2) Alternatives (Water & Alternative Energy); 3) Base and Industrial Metals; 4) Energy; 5) Forest Products; and 6) Precious Metals. Such companies may include small- and medium-capitalization companies and foreign issuers. As of December 31, 2019, the Natural Resources Index included 303 securities of companies with a market capitalization range of between approximately \$436.4 million and \$295.2 billion and a weighted average market capitalization of \$16.7 billion. These amounts are

subject to change. The Fund's 80% investment policy is non-fundamental and may be change without shareholder approval upon 60 days' prior written notice to shareholders.

The Fund, using a "passive" or indexing investment approach, attempts to approximate the investment performance of the Natural Resources Index by investing in a portfolio of securities that generally replicates the Natural Resources Index. Unlike many investment companies that try to "beat" the performance of a benchmark index, the Fund does not try to "beat" the Natural Resources Index and does not seek temporary defensive positions when markets decline or appear overvalued. Indexing may eliminate the chance that the Fund will substantially outperform the Natural Resources Index but also may reduce some of the risks of active management, such as poor security selection.

The Fund may concentrate its investments in a particular industry or group of industries to the extent that the Natural Resources Index concentrates in an industry or group of industries. As of December 31, 2019, the Fund was concentrated in the energy and basic materials sectors, and each of the consumer staples and industrials sectors represented a significant portion of the Fund.

PRINCIPAL RISKS OF INVESTING IN THE FUND

Investors in the Fund should be willing to accept a high degree of volatility in the price of the Fund's Shares and the possibility of significant losses. An investment in the Fund involves a substantial degree of risk. An investment in the Fund is not a deposit with a bank and is not insured or guaranteed by the Federal Deposit Insurance Corporation or any other government agency. Therefore, you should consider carefully the following risks before investing in the Fund, each of which could significantly and adversely affect the value of an investment in the Fund.

Risk of Investing in Natural Resources Companies. The Fund will be sensitive to, and its performance will depend to a greater extent on, the overall condition of natural resources companies. Investments in natural resources and natural resources companies, which include companies engaged in agriculture, alternatives (e.g., water and alternative energy), base and industrial metals, energy, forest products and precious metals, can be significantly affected by events relating to these industries, including international political and economic developments, embargoes, tariffs, inflation, weather and natural disasters, livestock diseases, limits on exploration, rapid changes in the supply and demand for natural resources and other factors. The Fund's portfolio securities may experience substantial price fluctuations as a result of these factors, and may move independently of the trends of other operating companies. Companies engaged in the industries listed above may be adversely affected by changes in government policies and regulations, technological advances and/or obsolescence, environmental damage claims, energy conservation efforts, the success of exploration projects, limitations on the liquidity of certain natural resources and commodities and competition from new market entrants. Changes in general economic conditions, including commodity price volatility, changes in exchange rates, imposition of import controls, rising interest rates, prices of raw materials and other commodities, depletion of resources and labor relations, could adversely affect the Fund's portfolio companies.

Special Risk Considerations of Investing in European Issuers. Investments in securities of European issuers involve risks and special considerations not typically associated with investments in the U.S. securities markets. The Economic and Monetary Union ("EMU") of the European Union ("EU") requires member countries to comply with restrictions on inflation rates, deficits, interest rates, debt levels and fiscal and monetary controls, each of which may significantly affect every country in Europe. Decreasing imports or exports, changes in governmental or EU regulations on trade, changes in the exchange rate of the euro, the default or threat of default by an EU member country on its sovereign debt, and/or an economic recession in an EU member country may have a significant adverse effect on the economies of EU member countries and on major trading partners outside Europe. The European financial markets have previously experienced, and may continue to experience, volatility and have been adversely affected by concerns about economic downturns, credit rating downgrades, rising government debt levels and possible default on or restructuring of government debt in several European countries. These events have adversely affected, and may in the future affect, the value and exchange rate of the euro and may continue to significantly affect the economies of every country in Europe, including EU member countries that do not use the euro and non-EU member countries. In a referendum held on June 23, 2016, voters in the United Kingdom ("UK") voted to leave the EU, creating economic and political uncertainty in its wake. On January 31, 2020, the UK officially withdrew from the EU. A transition phase has commenced and is scheduled to conclude on December 31, 2020. During the transition phase, the UK effectively remains in the EU from an economic perspective but no longer has any political representation in the EU Parliament. Significant uncertainty exists regarding the effects such withdrawal will have on the euro, European economies and the global markets.

Risk of Investing in Foreign Securities. Investments in the securities of foreign issuers involve risks beyond those associated with investments in U.S. securities. These additional risks include greater market volatility, the availability of less reliable financial information, higher transactional and custody costs, taxation by foreign governments, decreased market liquidity and political instability. Because certain foreign securities markets may be limited in size, the activity of large traders may have an undue influence on the prices of securities that trade in such markets. The Fund invests in securities of issuers located in countries whose economies are heavily dependent upon trading with key partners. Any reduction in this trading may have an adverse impact on the Fund's investments.

Foreign Currency Risk. Because the Fund's assets may be invested in securities denominated in foreign currencies, the proceeds received by the Fund from these investments will generally be in foreign currencies. The Fund's exposure to foreign currencies and changes in the value of foreign currencies versus the U.S. dollar may result in reduced returns for the Fund, and the

value of certain foreign currencies may be subject to a high degree of fluctuation. Moreover, the Fund may incur costs in connection with conversions between U.S. dollars and foreign currencies.

Risk of Investing in Depositary Receipts. The Fund may invest in depositary receipts which involve similar risks to those associated with investments in foreign securities. Depositary receipts are receipts listed on U.S. or foreign exchanges issued by banks or trust companies that entitle the holder to all dividends and capital gains that are paid out on the underlying foreign shares. Investments in depositary receipts may be less liquid than the underlying shares in their primary trading market and, if not included in the Natural Resources Index, may negatively affect the Fund's ability to replicate the performance of the Natural Resources Index.

Risk of Investing in the Basic Materials Sector. The Fund will be sensitive to, and its performance may depend to a greater extent on, the overall condition of the basic materials sector. Companies engaged in the production and distribution of basic materials may be adversely affected by changes in world events, political and economic conditions, energy conservation, environmental policies, commodity price volatility, changes in exchange rates, imposition of import controls, increased competition, depletion of resources and labor relations.

Risk of Investing in the Consumer Staples Sector. The Fund will be sensitive to, and its performance may depend to a greater extent on, the overall condition of the consumer staples sector. Companies in the consumer staples sector may be adversely affected by changes in the worldwide economy, consumer spending, competition, demographics and consumer preferences, exploration and production spending.

Risk of Investing in the Energy Sector. The Fund will be sensitive to, and its performance may depend to a greater extent on, the overall condition of the energy sector. Companies operating in the energy sector are subject to risks including, but not limited to, economic growth, worldwide demand, political instability in the regions that the companies operate, government regulation stipulating rates charged by utilities, interest rate sensitivity, oil price volatility, energy conservation, environmental policies, depletion of resources, the cost of providing the specific utility services and other factors that they cannot control. In addition, these companies are at risk of civil liability from accidents resulting in injury, loss of life or property, pollution or other environmental damage claims and risk of loss from terrorism and natural disasters. A downturn in the energy sector of the economy, adverse political, legislative or regulatory developments or other events could have a larger impact on the Fund than on an investment company that does not invest a substantial portion of its assets in the energy sector. At times, the performance of securities of companies in the energy sector may lag the performance of other sectors or the broader market as a whole. The price of oil, natural gas and other fossil fuels may decline and/or experience significant volatility, which could adversely impact companies operating in the energy sector.

Risk of Investing in the Industrials Sector. The Fund will be sensitive to, and its performance may depend to a greater extent on, the overall condition of the industrials sector. Companies in the industrials sector may be adversely affected by changes in government regulation, world events and economic conditions. In addition, companies in the industrials sector may be adversely affected by environmental damages, product liability claims and exchange rates.

Risk of Investing in Small- and Medium-Capitalization Companies. Small- and medium-capitalization companies may be more volatile and more likely than large-capitalization companies to have narrower product lines, fewer financial resources, less management depth and experience and less competitive strength. In addition, these companies often have greater price volatility, lower trading volume and less liquidity than larger more established companies. Returns on investments in securities of small - and medium capitalization companies could trail the returns on investments in securities of large-capitalization companies.

Risk of Cash Transactions. Unlike other exchange-traded funds ("ETFs"), the Fund expects to effect its creations and redemptions partially for in-kind securities and partially for cash, rather than wholly for in-kind securities. Therefore, it may be required to sell portfolio securities and subsequently incur brokerage costs and/or recognize gains or losses on such sales that the Fund might not have recognized if it were to distribute portfolio securities in kind. As such, investments in Shares may be less tax-efficient than an investment in a conventional ETF.

Equity Securities Risk. The value of the equity securities held by the Fund may fall due to general market and economic conditions, perceptions regarding the markets in which the issuers of securities held by the Fund participate, or factors relating to specific issuers in which the Fund invests. Equity securities are subordinated to preferred securities and debt in a company's capital structure with respect to priority in right to a share of corporate income, and therefore will be subject to greater dividend risk than preferred securities or debt instruments. In addition, while broad market measures of equity securities have historically generated higher average returns than fixed income securities, equity securities have generally also experienced significantly more volatility in those returns, although under certain market conditions fixed income securities may have comparable or greater price volatility.

Market Risk. The prices of the securities in the Fund are subject to the risks associated with investing in the securities market, including general economic conditions, sudden and unpredictable drops in value, exchange trading suspensions and closures and public health risks. These risks may be magnified if certain social, political, economic and other conditions and events (such as natural disasters, epidemics and pandemics, terrorism, conflicts and social unrest) adversely interrupt the global economy; in these

and other circumstances, such events or developments might affect companies world-wide. An investment in the Fund may lose money.

Operational Risk. The Fund is exposed to operational risk arising from a number of factors, including, but not limited to, human error, processing and communication errors, errors of the Fund's service providers, counterparties or other third parties, failed or inadequate processes and technology or system failures.

Index Tracking Risk. The Fund's return may not match the return of the Natural Resources Index for a number of reasons. For example, the Fund incurs a number of operating expenses, including taxes, not applicable to the Natural Resources Index and incurs costs associated with buying and selling securities, especially when rebalancing the Fund's securities holdings to reflect changes in the composition of the Natural Resources Index and raising cash to meet redemptions or deploying cash in connection with newly created Creation Units (defined herein), which are not factored into the return of the Natural Resources Index. Transaction costs, including brokerage costs, will decrease the Fund's net asset value ("NAV") to the extent not offset by the transaction fee payable by an Authorized Participant ("AP"). Market disruptions and regulatory restrictions could have an adverse effect on the Fund's ability to adjust its exposure to the required levels in order to track the Natural Resources Index. Errors in the Natural Resources Index data, the Natural Resources Index computations and/or the construction of the Natural Resources Index in accordance with its methodology may occur from time to time and may not be identified and corrected by the Natural Resources Index provider for a period of time or at all, which may have an adverse impact on the Fund and its shareholders. Shareholders should understand that any gains from the Natural Resources Index provider's errors will be kept by the Fund and its shareholders and any losses or costs resulting from the Natural Resources Index provider's errors will be borne by the Fund and its shareholders. When the Natural Resources Index is rebalanced and the Fund in turn rebalances its portfolio to attempt to increase the correlation between the Fund's portfolio and the Natural Resources Index, any transaction costs and market exposure arising from such portfolio rebalancing will be borne directly by the Fund and its shareholders. The Fund may not be fully invested at times either as a result of cash flows into the Fund or reserves of cash held by the Fund to meet redemptions or pay expenses. Apart from scheduled rebalances, the Natural Resources Index provider or its agents may carry out additional ad hoc rebalances to the Natural Resources Index. Therefore, errors and additional ad hoc rebalances carried out by the Natural Resources Index provider or its agents to the Natural Resources Index may increase the costs to and the tracking error risk of the Fund. In addition, the Fund may not invest in certain securities included in the Natural Resources Index, or invest in them in the exact proportions in which they are represented in the Natural Resources Index. The Fund's performance may also deviate from the return of the Natural Resources Index due to legal restrictions or limitations imposed by the governments of certain countries, certain listing standards of the Fund's listing exchange (the "Exchange"), a lack of liquidity on stock exchanges in which such securities trade, potential adverse tax consequences or other regulatory reasons (such as diversification requirements). The Fund may value certain of its investments and/or other assets based on fair value prices. To the extent the Fund calculates its NAV based on fair value prices and the value of the Natural Resources Index is based on securities' closing prices on local foreign markets (i.e., the value of the Natural Resources Index is not based on fair value prices), the Fund's ability to track the Natural Resources Index may be adversely affected. In addition, any issues the Fund encounters with regard to currency convertibility (including the cost of borrowing funds, if any) and repatriation may also increase the index tracking risk. When markets are volatile, the ability to sell securities at fair value prices may be adversely impacted and may result in additional trading costs and/or increase the index tracking risk. For tax efficiency purposes, the Fund may sell certain securities, and such sale may cause the Fund to realize a loss and deviate from the performance of the Natural Resources Index. In light of the factors discussed above, the Fund's return may deviate significantly from the return of the Natural Resources Index. Changes to the composition of the Natural Resources Index in connection with a rebalancing or reconstitution of the Natural Resources Index may cause the Fund to experience increased volatility, during which time the Fund's index tracking risk may be heightened.

Authorized Participant Concentration Risk. The Fund may have a limited number of financial institutions that act as APs, none of which are obligated to engage in creation and/or redemption transactions. To the extent that those APs exit the business, or are unable to or choose not to process creation and/or redemption orders, and no other AP is able to step forward to create and redeem, there may be a significantly diminished trading market for Shares or Shares may trade like closed-end funds at a discount (or premium) to NAV and possibly face trading halts and/or de-listing. The AP concentration risk may be heightened in scenarios where APs have limited or diminished access to the capital required to post collateral.

No Guarantee of Active Trading Market. While Shares are listed on the Exchange, there can be no assurance that an active trading market for the Shares will be maintained. Further, secondary markets may be subject to irregular trading activity, wide bid/ask spreads and extended trade settlement periods in times of market stress because market makers and APs may step away from making a market in the Shares and in executing creation and redemption orders, which could cause a material deviation in the Fund's market price from its NAV.

Trading Issues. Trading in Shares on the Exchange may be halted due to market conditions or for reasons that, in the view of the Exchange, make trading in Shares inadvisable. In addition, trading in Shares on the Exchange is subject to trading halts caused by extraordinary market volatility pursuant to the Exchange's "circuit breaker" rules. There can be no assurance that the requirements of the Exchange necessary to maintain the listing of the Fund will continue to be met or will remain unchanged.

Passive Management Risk. An investment in the Fund involves risks similar to those of investing in any fund invested in equity securities traded on an exchange, such as market fluctuations caused by such factors as economic and political developments, changes in interest rates and perceived trends in security prices. However, because the Fund is not “actively” managed, unless a specific security is removed from the Natural Resources Index, the Fund generally would not sell a security because the security's issuer was in financial trouble. Additionally, unusual market conditions may cause the Natural Resources Index provider to postpone a scheduled rebalance or reconstitution, which could cause the Natural Resources Index to vary from its normal or expected composition. Therefore, the Fund's performance could be lower than funds that may actively shift their portfolio assets to take advantage of market opportunities or to lessen the impact of a market decline or a decline in the value of one or more issuers.

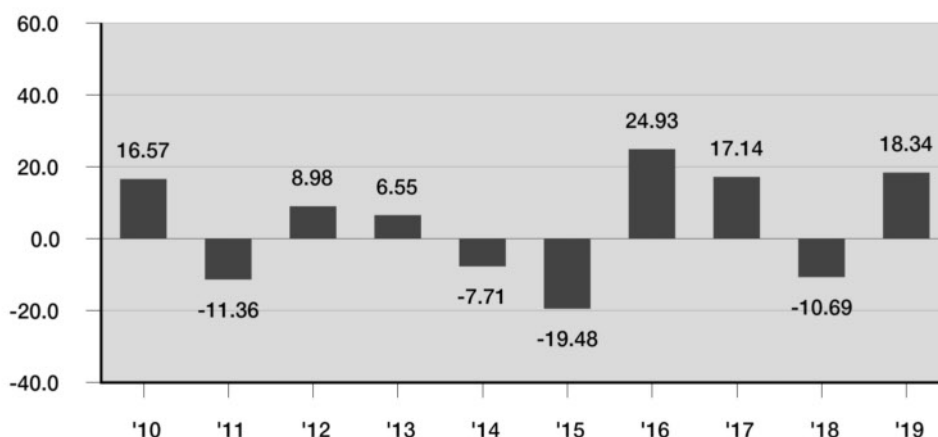
Fund Shares Trading, Premium/Discount Risk and Liquidity of Fund Shares. The market price of the Shares may fluctuate in response to the Fund's NAV, the intraday value of the Fund's holdings and supply and demand for Shares. The Adviser cannot predict whether Shares will trade above, below, or at their most recent NAV. Disruptions to creations and redemptions, the existence of market volatility or potential lack of an active trading market for Shares (including through a trading halt), as well as other factors, may result in Shares trading at a significant premium or discount to NAV or to the intraday value of the Fund's holdings. If a shareholder purchases Shares at a time when the market price is at a premium to the NAV or sells Shares at a time when the market price is at a discount to the NAV, the shareholder may pay significantly more or receive significantly less than the underlying value of the Shares that were bought or sold or the shareholder may be unable to sell his or her Shares. The securities held by the Fund may be traded in markets that close at a different time than the Exchange. Liquidity in those securities may be reduced after the applicable closing times. Accordingly, during the time when the Exchange is open but after the applicable market closing, fixing or settlement times, bid-ask spreads on the Exchange and the resulting premium or discount to the Shares' NAV may widen. Additionally, in stressed market conditions, the market for the Fund's Shares may become less liquid in response to deteriorating liquidity in the markets for the Fund's underlying portfolio holdings. There are various methods by which investors can purchase and sell Shares. Investors should consult their financial intermediaries before purchasing or selling Shares of the Fund.

Concentration Risk. The Fund's assets may be concentrated in a particular sector or sectors or industry or group of industries to the extent the Natural Resources Index concentrates in a particular sector or sectors or industry or group of industries. To the extent that the Fund is concentrated in a particular sector or sectors or industry or group of industries, the Fund will be subject to the risk that economic, political or other conditions that have a negative effect on those sectors and/or industries may negatively impact the Fund to a greater extent than if the Fund's assets were invested in a wider variety of sectors or industries.

PERFORMANCE

The bar chart that follows shows how the Fund performed for the calendar years shown. The table below the bar chart shows the Fund's average annual returns (before and after taxes). The bar chart and table provide an indication of the risks of investing in the Fund by comparing the Fund's performance from year to year and by showing how the Fund's average annual returns for the one year, five year, ten year and/or since inception periods, as applicable, compared with the Fund's benchmark index and a broad measure of market performance. All returns assume reinvestment of dividends and distributions. The Fund's past performance (before and after taxes) is not necessarily indicative of how the Fund will perform in the future. Updated performance information is available online at www.vaneck.com.

Annual Total Returns (%)—Calendar Years



VANECK VECTORS® NATURAL RESOURCES ETF (continued)

Best Quarter: 20.01% 3Q '10

Worst Quarter: -22.20% 3Q '11

Average Annual Total Returns for the Periods Ended December 31, 2019

The after-tax returns presented in the table below are calculated using the highest historical individual federal marginal income tax rates and do not reflect the impact of state and local taxes. Your actual after-tax returns will depend on your specific tax situation and may differ from those shown below. After-tax returns are not relevant to investors who hold Shares of the Fund through tax-deferred arrangements, such as 401(k) plans or individual retirement accounts.

	Past One Year	Past Five Years	Past Ten Years
VanEck Vectors Natural Resources ETF (return before taxes)	18.34%	4.49%	3.27%
VanEck Vectors Natural Resources ETF (return after taxes on distributions)	17.76%	3.92%	2.77%
VanEck Vectors Natural Resources ETF (return after taxes on distributions and sale of Fund Shares)	11.54%	3.45%	2.54%
VanEck® Natural Resources Index (reflects no deduction for fees, expenses or taxes, except withholding taxes)*	18.54%	4.65%	3.45%
S&P 500® Index (reflects no deduction for fees, expenses or taxes)	31.49%	11.70%	13.56%

* Prior to April 11, 2017, the Natural Resources Index was named the Rogers™ – Van Eck Natural Resources Index. Prior to May 1, 2014, the Natural Resources Index was named the Rogers™ – Van Eck Hard Assets Producers Index.

See “License Agreements and Disclaimers” for important information about the Fund’s benchmark index.

PORTFOLIO MANAGEMENT

Investment Adviser. Van Eck Associates Corporation.

Portfolio Managers. The following individuals are jointly and primarily responsible for the day-to-day management of the Fund’s portfolio:

Name	Title with Adviser	Date Began Managing the Fund
Peter H. Liao	Portfolio Manager	August 2008
Guo Hua (Jason) Jin	Portfolio Manager	March 2018

PURCHASE AND SALE OF FUND SHARES

For important information about the purchase and sale of Fund Shares, tax information and payments to broker-dealers and other financial intermediaries, please turn to the “Summary Information About Purchases and Sales of Fund Shares, Taxes and Payments to Broker-Dealers and Other Financial Intermediaries” section of this Prospectus.

SUMMARY INFORMATION

INVESTMENT OBJECTIVE

VanEck Vectors® Oil Refiners ETF (the “Fund”) seeks to replicate as closely as possible, before fees and expenses, the price and yield performance of the MVIS® Global Oil Refiners Index (the “Oil Refiners Index”).

FUND FEES AND EXPENSES

The following tables describe the fees and expenses that you may pay if you buy and hold shares of the Fund (“Shares”).

Shareholder Fees *(fees paid directly from your investment)*

None

Annual Fund Operating Expenses

(expenses that you pay each year as a percentage of the value of your investment)

Management Fee	0.50%
Other Expenses	0.53%
Total Annual Fund Operating Expenses ^(a)	1.03%
Fee Waivers and Expense Reimbursement ^(a)	-0.43%
Total Annual Fund Operating Expenses After Fee Waivers and Expense Reimbursement ^(a)	0.60%

^(a) Van Eck Associates Corporation (the “Adviser”) has agreed to waive fees and/or pay Fund expenses to the extent necessary to prevent the operating expenses of the Fund (excluding acquired fund fees and expenses, interest expense, trading expenses, taxes and extraordinary expenses) from exceeding 0.59% of the Fund’s average daily net assets per year until at least May 1, 2021. During such time, the expense limitation is expected to continue until the Fund’s Board of Trustees acts to discontinue all or a portion of such expense limitation.

EXPENSE EXAMPLE

This example is intended to help you compare the cost of investing in the Fund with the cost of investing in other funds. This example does not take into account brokerage commissions that you pay when purchasing or selling Shares of the Fund.

The example assumes that you invest \$10,000 in the Fund for the time periods indicated and then redeem all of your Shares at the end of those periods. The example also assumes that your investment has a 5% annual return and that the Fund’s operating expenses remain the same (except that the example incorporates the fee waivers and/or expense reimbursement arrangement for only the first year). Although your actual costs may be higher or lower, based on these assumptions, your costs would be:

YEAR	EXPENSES
1	\$61
3	\$285
5	\$527
10	\$1,220

PORTFOLIO TURNOVER

The Fund will pay transaction costs, such as commissions, when it purchases and sells securities (or “turns over” its portfolio). A higher portfolio turnover will cause the Fund to incur additional transaction costs and may result in higher taxes when Fund Shares are held in a taxable account. These costs, which are not reflected in annual fund operating expenses or in the example, may affect the Fund’s performance. During the most recent fiscal year, the Fund’s portfolio turnover rate was 30% of the average value of its portfolio.

PRINCIPAL INVESTMENT STRATEGIES

The Fund normally invests at least 80% of its total assets in securities that comprise the Fund’s benchmark index. The Oil Refiners Index includes equity securities and depositary receipts of companies in the global oil refining segment. To be initially eligible for the Oil Refiners Index, companies must generate at least 50% of their revenues from crude oil refining. Products of these companies may include gasoline, diesel, jet fuel, fuel oil, naphtha, and other petrochemicals. Companies which operate in the marketing and distribution of these products may be included in the Oil Refiners Index if refining is performed in company-owned refineries. Such companies may include medium-capitalization companies and foreign and emerging market issuers. As of December 31, 2019, the Oil Refiners Index included 25 securities of companies with a market capitalization range of between approximately \$2.0 billion

and \$134.9 billion and a weighted average market capitalization of \$27.8 billion. These amounts are subject to change. The Fund's 80% investment policy is non-fundamental and may be changed without shareholder approval upon 60 days' prior written notice to shareholders.

The Fund, using a "passive" or indexing investment approach, attempts to approximate the investment performance of the Oil Refiners Index by investing in a portfolio of securities that generally replicates the Oil Refiners Index. Unlike many investment companies that try to "beat" the performance of a benchmark index, the Fund does not try to "beat" the Oil Refiners Index and does not seek temporary defensive positions when markets decline or appear overvalued. Indexing may eliminate the chance that the Fund will substantially outperform the Oil Refiners Index but also may reduce some of the risks of active management, such as poor security selection.

The Fund is classified as a non-diversified fund under the Investment Company Act of 1940, as amended (the "1940 Act"), and, therefore, may invest a greater percentage of its assets in a particular issuer. The Fund may concentrate its investments in a particular industry or group of industries to the extent that the Oil Refiners Index concentrates in an industry or group of industries. As of December 31, 2019, the Fund was concentrated in the energy sector.

PRINCIPAL RISKS OF INVESTING IN THE FUND

Investors in the Fund should be willing to accept a high degree of volatility in the price of the Fund's Shares and the possibility of significant losses. An investment in the Fund involves a substantial degree of risk. An investment in the Fund is not a deposit with a bank and is not insured or guaranteed by the Federal Deposit Insurance Corporation or any other government agency. Therefore, you should consider carefully the following risks before investing in the Fund, each of which could significantly and adversely affect the value of an investment in the Fund.

Risk of Investing in Oil Refining Companies. The Fund will be sensitive to, and its performance will depend to a greater extent on, the overall condition of oil refining companies. The profitability of oil refining companies is related to supply and demand of all sources of energy. The price of energy, the earnings of oil refining companies, and the value of such companies' securities are subject to significant volatility. Additionally, the price of oil may experience significant volatility, which may materially impact oil refining companies. Such companies are also subject to risks of natural declines in the production of oil and natural gas fields (which utilize their gathering and processing facilities as a way to market their production), prolonged declines in the price of natural gas or crude oil (which curtails drilling activity and, therefore, production) and declines in the prices of natural gas liquids and refined petroleum products (which cause lower processing margins). Changes in commodity prices, exploration and production spending, interest rates and exchange rates, government regulation, the imposition of import controls, world events, negative perception, depletion of resources, development of alternative energy sources, technological developments, labor relations and general economic conditions, as well as market, economic and political risks of the countries where oil refining companies are located or do business, fluctuations caused by events relating to international politics, including political instability, expropriation, social unrest and acts of war, acts of terrorism, economic sanctions, energy conservation, the success of exploration projects and tax and other governmental regulatory policies. Changes to U.S. trading policies could cause friction with certain oil-producing countries and between the governments of the United States and other major exporters of oil to the United States.

Oil refining companies are also subject to risks related to environmental damage, injury to persons and loss of life or the destruction of property, any of which could expose such companies to, among other things, the risk of litigation and clean-up or other remedial costs. Additionally, oil refining companies are vulnerable to disruptions in operations, including those due to weather-related events such as hurricanes and transportation-related disruptions that may affect the flow of oil to the oil refining companies. Oil refining companies operate in a highly competitive and cyclical industry, with intense price competition. The operations of oil refineries are subject to stringent and complex federal, state and local environmental laws and regulations. New and more stringent environmental and health and safety laws, regulations and permit requirements or stricter interpretations of current laws or regulations could impose substantial additional costs on companies in which the Fund invests. On the other hand, even regulatory changes such as the implementation of policies with less stringent environmental protection standards and those geared away from sustainable energy development could lead to fluctuations in supply, demand and prices of oil and gas. Moreover, failure to comply with any such requirements could have a material adverse effect on a company, and there can be no assurance that companies will at all times comply with all applicable environmental laws, regulations and permit requirements. A significant portion of an oil refining company's revenues may depend on a relatively small number of customers, including governmental entities and utilities.

Special Risk Considerations of Investing in Asian Issuers. Investments in securities of Asian issuers involve risks and special considerations not typically associated with investments in the U.S. securities markets. Certain Asian economies have experienced over-extension of credit, currency devaluations and restrictions, high unemployment, high inflation, decreased exports and economic recessions. Economic events in any one Asian country can have a significant effect on the entire Asian region as well as on major trading partners outside Asia, and any adverse effect on some or all of the Asian countries and regions in which the Fund invests. The securities markets in some Asian economies are relatively underdeveloped and may subject the Fund to higher action costs or greater uncertainty than investments in more developed securities markets. Such risks may adversely affect the value of the Fund's investments.

Special Risk Considerations of Investing in European Issuers. Investments in securities of European issuers involve risks and special considerations not typically associated with investments in the U.S. securities markets. The Economic and Monetary Union ("EMU") of the European Union ("EU") requires member countries to comply with restrictions on inflation rates, deficits, interest rates, debt levels and fiscal and monetary controls, each of which may significantly affect every country in Europe. Decreasing imports or exports, changes in governmental or EU regulations on trade, changes in the exchange rate of the euro, the default or threat of default by an EU member country on its sovereign debt and/or an economic recession in an EU member country may have a significant adverse effect on the economies of EU member countries and on major trading partners outside Europe. The European financial markets have previously experienced, and may continue to experience, volatility and have been adversely affected by concerns about economic downturns, credit rating downgrades, rising government debt levels and possible default on or restructuring of government debt in several European countries. These events have adversely affected, and may in the future affect, the value and exchange rate of the euro and may continue to significantly affect the economies of every country in Europe, including EU member countries that do not use the euro and non-EU member countries. In a referendum held on June 23, 2016, voters in the United Kingdom ("UK") voted to leave the EU, creating economic and political uncertainty in its wake. On January 31, 2020, the UK officially withdrew from the EU. A transition phase has commenced and is scheduled to conclude on December 31, 2020. During the transition phase, the UK effectively remains in the EU from an economic perspective but no longer has any political representation in the EU Parliament. Significant uncertainty exists regarding the effects such withdrawal will have on the euro, European economies and the global markets.

Risk of Investing in Foreign Securities. Investments in the securities of foreign issuers involve risks beyond those associated with investments in U.S. securities. These additional risks include greater market volatility, the availability of less reliable financial information, higher transactional and custody costs, taxation by foreign governments, decreased market liquidity and political instability. Because certain foreign securities markets may be limited in size, the activity of large traders may have an undue influence on the prices of securities that trade in such markets. The Fund invests in securities of issuers located in countries whose economies are heavily dependent upon trading with key partners. Any reduction in this trading may have an adverse impact on the Fund's investments.

Risk of Investing in Emerging Market Issuers. Investments in securities of emerging market issuers are exposed to a number of risks that may make these investments volatile in price or difficult to trade. Emerging markets are more likely than developed markets to experience problems with the clearing and settling of trades, as well as the holding of securities by local banks, agents and depositories. Political risks may include unstable governments, nationalization, restrictions on foreign ownership, laws that prevent investors from getting their money out of a country and legal systems that do not protect property rights as well as the laws of the United States. Market risks may also include economies that concentrate in only a few industries, securities issues that are held by only a few investors, liquidity issues and limited trading capacity in local exchanges and the possibility that markets or issues may be manipulated by foreign nationals who have inside information.

Foreign Currency Risk. Because the Fund's assets may be invested in securities denominated in foreign currencies, the proceeds received by the Fund from these investments will generally be in foreign currencies. The Fund's exposure to foreign currencies and changes in the value of foreign currencies versus the U.S. dollar may result in reduced returns for the Fund, and the value of certain foreign currencies may be subject to a high degree of fluctuation. Moreover, the Fund may incur costs in connection with conversions between U.S. dollars and foreign currencies.

Risk of Investing in Depositary Receipts. The Fund may invest in depositary receipts, which involve similar risks to those associated with investments in foreign securities. Depositary receipts are receipts listed on U.S. or foreign exchanges issued by banks or trust companies that entitle the holder to all dividends and capital gains that are paid out on the underlying foreign shares. Investments in depositary receipts may be less liquid than the underlying shares in their primary trading market and, if not included in the Oil Refiners Index, may negatively affect the Fund's ability to replicate the performance of the Oil Refiners Index.

Risk of Investing in the Energy Sector. The Fund will be sensitive to, and its performance may depend to a greater extent on, the overall condition of the energy sector. Companies operating in the energy sector are subject to risks including, but not limited to, economic growth, worldwide demand, political instability in the regions that the companies operate, government regulation stipulating rates charged by utilities, interest rate sensitivity, oil price volatility, energy conservation, environmental policies, depletion of resources, the cost of providing the specific utility services and other factors that they cannot control. In addition, these companies are at risk of civil liability from accidents resulting in injury, loss of life or property, pollution or other environmental damage claims and risk of loss from terrorism and natural disasters. A downturn in the energy sector of the economy, adverse political, legislative or regulatory developments or other events could have a larger impact on the Fund than on an investment company that does not invest a substantial portion of its assets in the energy sector. At times, the performance of securities of companies in the energy sector may lag the performance of other sectors or the broader market as a whole. The price of oil, natural gas and other fossil fuels may decline and/or experience significant volatility, which could adversely impact companies operating in the energy sector.

Equity Securities Risk. The value of the equity securities held by the Fund may fall due to general market and economic conditions, perceptions regarding the markets in which the issuers of securities held by the Fund participate, or factors relating to specific issuers in which the Fund invests. Equity securities are subordinated to preferred securities and debt in a company's

capital structure with respect to priority in right to a share of corporate income, and therefore will be subject to greater dividend risk than preferred securities or debt instruments. In addition, while broad market measures of equity securities have historically generated higher average returns than fixed income securities, equity securities have generally also experienced significantly more volatility in those returns, although under certain market conditions fixed income securities may have comparable or greater price volatility.

Risk of Investing in Medium-Capitalization Companies. Medium-capitalization companies may be more volatile and more likely than large-capitalization companies to have narrower product lines, fewer financial resources, less management depth and experience and less competitive strength. In addition, these companies often have greater price volatility, lower trading volume and less liquidity than larger more established companies. Returns on investments in securities of medium-capitalization companies could trail the returns on investments in securities of large-capitalization companies.

Risk of Cash Transactions. Unlike other exchange-traded funds ("ETFs"), the Fund expects to effect its creations and redemptions partially for in-kind securities and partially for cash, rather than wholly for in-kind securities. Therefore, it may be required to sell portfolio securities and subsequently incur brokerage costs and/or recognize gains or losses on such sales that the Fund might not have recognized if it were to distribute portfolio securities in kind. As such, investments in Shares may be less tax-efficient than an investment in a conventional ETF.

Market Risk. The prices of the securities in the Fund are subject to the risks associated with investing in the securities market, including general economic conditions, sudden and unpredictable drops in value, exchange trading suspensions and closures and public health risks. These risks may be magnified if certain social, political, economic and other conditions and events (such as natural disasters, epidemics and pandemics, terrorism, conflicts and social unrest) adversely interrupt the global economy; in these and other circumstances, such events or developments might affect companies world-wide. An investment in the Fund may lose money.

Operational Risk. The Fund is exposed to operational risk arising from a number of factors, including, but not limited to, human error, processing and communication errors, errors of the Fund's service providers, counterparties or other third parties, failed or inadequate processes and technology or system failures.

Index Tracking Risk. The Fund's return may not match the return of the Oil Refiners Index for a number of reasons. For example, the Fund incurs a number of operating expenses, including taxes, not applicable to the Oil Refiners Index and incurs costs associated with buying and selling securities, especially when rebalancing the Fund's securities holdings to reflect changes in the composition of the Oil Refiners Index and raising cash to meet redemptions or deploying cash in connection with newly created Creation Units (defined herein), which are not factored into the return of the Oil Refiners Index. Transaction costs, including brokerage costs, will decrease the Fund's net asset value ("NAV") to the extent not offset by the transaction fee payable by an Authorized Participant ("AP"). Market disruptions and regulatory restrictions could have an adverse effect on the Fund's ability to adjust its exposure to the required levels in order to track the Oil Refiners Index. Errors in the Oil Refiners Index data, the Oil Refiners Index computations and/or the construction of the Oil Refiners Index in accordance with its methodology may occur from time to time and may not be identified and corrected by the Oil Refiners Index provider for a period of time or at all, which may have an adverse impact on the Fund and its shareholders. Shareholders should understand that any gains from the Oil Refiners Index provider's errors will be kept by the Fund and its shareholders and any losses or costs resulting from the Oil Refiners Index provider's errors will be borne by the Fund and its shareholders. When the Oil Refiners Index is rebalanced and the Fund in turn rebalances its portfolio to attempt to increase the correlation between the Fund's portfolio and the Oil Refiners Index, any transaction costs and market exposure arising from such portfolio rebalancing will be borne directly by the Fund and its shareholders. Apart from scheduled rebalances, the Oil Refiners Index provider or its agents may carry out additional ad hoc rebalances to the Oil Refiners Index. Therefore, errors and additional ad hoc rebalances carried out by the Oil Refiners Index provider or its agents to the Oil Refiners Index may increase the costs to and the tracking error risk of the Fund. The Fund may not be fully invested at times either as a result of cash flows into the Fund or reserves of cash held by the Fund to meet redemptions or pay expenses. In addition, the Fund may not invest in certain securities included in the Oil Refiners Index, or invest in them in the exact proportions in which they are represented in the Oil Refiners Index. The Fund's performance may also deviate from the return of the Oil Refiners Index due to legal restrictions or limitations imposed by the governments of certain countries, certain listing standards of the Fund's listing exchange (the "Exchange"), a lack of liquidity on stock exchanges in which such securities trade, potential adverse tax consequences or other regulatory reasons (such as diversification requirements). The Fund may value certain of its investments and/or other assets based on fair value prices. To the extent the Fund calculates its NAV based on fair value prices and the value of the Oil Refiners Index is based on securities' closing prices on local foreign markets (i.e., the value of the Oil Refiners Index is not based on fair value prices), the Fund's ability to track the Oil Refiners Index may be adversely affected. In addition, any issues the Fund encounters with regard to currency convertibility (including the cost of borrowing funds, if any) and repatriation may also increase the index tracking risk. When markets are volatile, the ability to sell securities at fair value prices may be adversely impacted and may result in additional trading costs and/or increase the index tracking risk. The Fund may also need to rely on borrowings to meet redemptions, which may lead to increased expenses. For tax efficiency purposes, the Fund may sell certain securities, and such sale may cause the Fund to realize a loss and deviate from the performance of the Oil Refiners Index. In light of the factors discussed above, the Fund's return may deviate significantly from the return of the Oil Refiners Index.

Changes to the composition of the Oil Refiners Index in connection with a rebalancing or reconstitution of the Oil Refiners Index may cause the Fund to experience increased volatility, during which time the Fund's index tracking risk may be heightened.

Authorized Participant Concentration Risk. The Fund may have a limited number of financial institutions that act as APs, none of which are obligated to engage in creation and/or redemption transactions. To the extent that those APs exit the business, or are unable to or choose not to process creation and/or redemption orders, and no other AP is able to step forward to create and redeem, there may be a significantly diminished trading market for Shares or Shares may trade like closed-end funds at a discount (or premium) to NAV and possibly face trading halts and/or de-listing. The AP concentration risk may be heightened in scenarios where APs have limited or diminished access to the capital required to post collateral.

No Guarantee of Active Trading Market. While Shares are listed on the Exchange, there can be no assurance that an active trading market for the Shares will be maintained. Further, secondary markets may be subject to irregular trading activity, wide bid/ask spreads and extended trade settlement periods in times of market stress because market makers and APs may step away from making a market in the Shares and in executing creation and redemption orders, which could cause a material deviation in the Fund's market price from its NAV.

Trading Issues. Trading in Shares on the Exchange may be halted due to market conditions or for reasons that, in the view of the Exchange, make trading in Shares inadvisable. In addition, trading in Shares on the Exchange is subject to trading halts caused by extraordinary market volatility pursuant to the Exchange's "circuit breaker" rules. There can be no assurance that the requirements of the Exchange necessary to maintain the listing of the Fund will continue to be met or will remain unchanged.

Passive Management Risk. An investment in the Fund involves risks similar to those of investing in any fund invested in equity securities traded on an exchange, such as market fluctuations caused by such factors as economic and political developments, changes in interest rates and perceived trends in security prices. However, because the Fund is not "actively" managed, unless a specific security is removed from the Oil Refiners Index, the Fund generally would not sell a security because the security's issuer was in financial trouble. Additionally, unusual market conditions may cause the Oil Refiners Index provider to postpone a scheduled rebalance or reconstitution, which could cause the Oil Refiners Index to vary from its normal or expected composition. Therefore, the Fund's performance could be lower than funds that may actively shift their portfolio assets to take advantage of market opportunities or to lessen the impact of a market decline or a decline in the value of one or more issuers.

Fund Shares Trading, Premium/Discount Risk and Liquidity of Fund Shares. The market price of the Shares may fluctuate in response to the Fund's NAV, the intraday value of the Fund's holdings and supply and demand for Shares. The Adviser cannot predict whether Shares will trade above, below, or at their most recent NAV. Disruptions to creations and redemptions, the existence of market volatility or potential lack of an active trading market for Shares (including through a trading halt), as well as other factors, may result in Shares trading at a significant premium or discount to NAV or to the intraday value of the Fund's holdings. If a shareholder purchases Shares at a time when the market price is at a premium to the NAV or sells Shares at a time when the market price is at a discount to the NAV, the shareholder may pay significantly more or receive significantly less than the underlying value of the Shares that were bought or sold or the shareholder may be unable to sell his or her Shares. The securities held by the Fund may be traded in markets that close at a different time than the Exchange. Liquidity in those securities may be reduced after the applicable closing times. Accordingly, during the time when the Exchange is open but after the applicable market closing, fixing or settlement times, bid-ask spreads on the Exchange and the resulting premium or discount to the Shares' NAV may widen. Additionally, in stressed market conditions, the market for the Fund's Shares may become less liquid in response to deteriorating liquidity in the markets for the Fund's underlying portfolio holdings. There are various methods by which investors can purchase and sell Shares. Investors should consult their financial intermediaries before purchasing or selling Shares of the Fund.

Issuer-Specific Changes Risk. The value of individual securities or particular types of securities in the Fund's portfolio can be more volatile than the market as a whole and can perform differently from the value of the market as a whole, which may have a greater impact if the Fund's portfolio is concentrated in a country, group of countries, region, market, industry, group of industries, sector or asset class. The value of securities of smaller issuers can be more volatile than that of larger issuers.

Non-Diversified Risk. The Fund is classified as a "non-diversified" fund under the 1940 Act. Therefore, the Fund may invest a relatively high percentage of its assets in a smaller number of issuers or may invest a larger proportion of its assets in a single issuer. Moreover, the gains and losses on a single investment may have a greater impact on the Fund's NAV and may make the Fund more volatile than more diversified funds. The Fund may be particularly vulnerable to this risk because the Oil Refiners Index is comprised of a limited number of companies.

Concentration Risk. The Fund's assets may be concentrated in a particular sector or sectors or industry or group of industries to the extent the Oil Refiners Index concentrates in a particular sector or sectors or industry or group of industries. To the extent that the Fund is concentrated in a particular sector or sectors or industry or group of industries, the Fund will be subject to the risk that economic, political or other conditions that have a negative effect on those sectors and/or industries may negatively impact the Fund to a greater extent than if the Fund's assets were invested in a wider variety of sectors or industries.

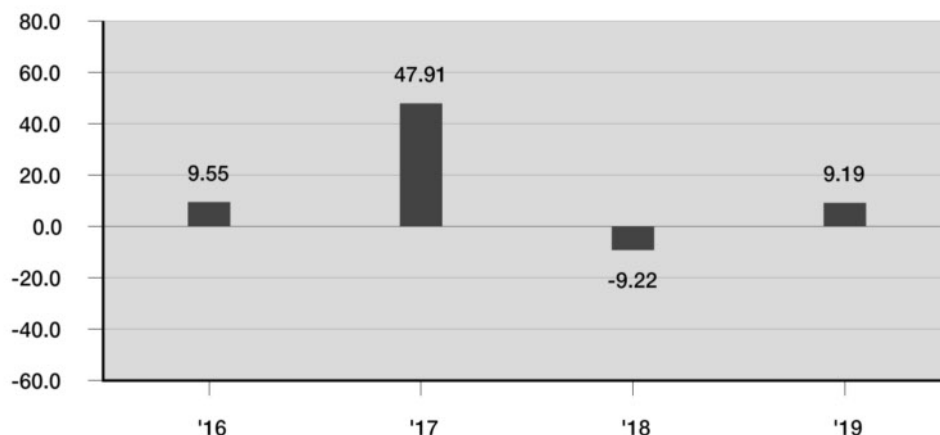
PERFORMANCE

The bar chart that follows shows how the Fund performed for the calendar years shown. The table below the bar chart shows the Fund's average annual returns (before and after taxes). The bar chart and table provide an indication of the risks of investing in the

VANECK VECTORS® OIL REFINERS ETF (continued)

Fund by comparing the Fund's performance from year to year and by showing how the Fund's average annual returns for the one year, five year, ten year and/or since inception periods, as applicable, compared with the Fund's benchmark index and a broad measure of market performance. All returns assume reinvestment of dividends and distributions. The Fund's past performance (before and after taxes) is not necessarily indicative of how the Fund will perform in the future. Updated performance information is available online at www.vaneck.com.

Annual Total Returns (%)—Calendar Years



Best Quarter: 15.56% 4Q '17

Worst Quarter: -22.32% 4Q '18

Average Annual Total Returns for the Periods Ended December 31, 2019

The after-tax returns presented in the table below are calculated using the highest historical individual federal marginal income tax rates and do not reflect the impact of state and local taxes. Your actual after-tax returns will depend on your specific tax situation and may differ from those shown below. After-tax returns are not relevant to investors who hold Shares of the Fund through tax-deferred arrangements, such as 401(k) plans or individual retirement accounts.

	Past One Year	Since Inception (08/18/2015)
VanEck Vectors Oil Refiners ETF (return before taxes)	9.19%	11.49%
VanEck Vectors Oil Refiners ETF (return after taxes on distributions)	8.90%	11.07%
VanEck Vectors Oil Refiners ETF (return after taxes on distributions and sale of Fund Shares)	5.78%	9.16%
MVIS Global Oil Refiners Index (reflects no deduction for fees, expenses or taxes, except withholding taxes)	9.45%	11.60%
S&P 500® Index (reflects no deduction for fees, expenses or taxes)	31.49%	12.68%

See "License Agreements and Disclaimers" for important information about the Fund's benchmark index.

PORTFOLIO MANAGEMENT

Investment Adviser. Van Eck Associates Corporation.

Portfolio Managers. The following individuals are jointly and primarily responsible for the day-to-day management of the Fund's portfolio:

Name	Title with Adviser	Date Began Managing the Fund
Peter H. Liao	Portfolio Manager	August 2015
Guo Hua (Jason) Jin	Portfolio Manager	March 2018

PURCHASE AND SALE OF FUND SHARES

For important information about the purchase and sale of Fund Shares, tax information and payments to broker-dealers and other financial intermediaries, please turn to the “Summary Information About Purchases and Sales of Fund Shares, Taxes and Payments to Broker-Dealers and Other Financial Intermediaries” section of this Prospectus.

SUMMARY INFORMATION
INVESTMENT OBJECTIVE

VanEck Vectors® Oil Services ETF (the “Fund”) seeks to replicate as closely as possible, before fees and expenses, the price and yield performance of the MVIS® US Listed Oil Services 25 Index (the “Oil Services Index”).

FUND FEES AND EXPENSES

The following tables describe the fees and expenses that you may pay if you buy and hold shares of the Fund (“Shares”).

Shareholder Fees (fees paid directly from your investment)

None

Annual Fund Operating Expenses

(expenses that you pay each year as a percentage of the value of your investment)

Management Fee	0.35%
Other Expenses	0.04%
Total Annual Fund Operating Expenses ^(a)	0.39%
Fee Waivers and Expense Reimbursement ^(a)	-0.04%
Total Annual Fund Operating Expenses After Fee Waivers and Expense Reimbursement ^(a)	0.35%

^(a) Van Eck Associates Corporation (the “Adviser”) has agreed to waive fees and/or pay Fund expenses to the extent necessary to prevent the operating expenses of the Fund (excluding acquired fund fees and expenses, interest expense, trading expenses, taxes and extraordinary expenses) from exceeding 0.35% of the Fund’s average daily net assets per year until at least May 1, 2021. During such time, the expense limitation is expected to continue until the Fund’s Board of Trustees acts to discontinue all or a portion of such expense limitation.

EXPENSE EXAMPLE

This example is intended to help you compare the cost of investing in the Fund with the cost of investing in other funds. This example does not take into account brokerage commissions that you pay when purchasing or selling Shares of the Fund.

The example assumes that you invest \$10,000 in the Fund for the time periods indicated and then redeem all of your Shares at the end of those periods. The example also assumes that your investment has a 5% annual return and that the Fund’s operating expenses remain the same (except that the example incorporates the fee waivers and/or expense reimbursement arrangement for only the first year). Although your actual costs may be higher or lower, based on these assumptions, your costs would be:

YEAR	EXPENSES
1	\$36
3	\$121
5	\$215
10	\$489

PORTFOLIO TURNOVER

The Fund will pay transaction costs, such as commissions, when it purchases and sells securities (or “turns over” its portfolio). A higher portfolio turnover will cause the Fund to incur additional transaction costs and may result in higher taxes when Fund Shares are held in a taxable account. These costs, which are not reflected in annual fund operating expenses or in the example, may affect the Fund’s performance. During the most recent fiscal year, the Fund’s portfolio turnover rate was 29% of the average value of its portfolio.

PRINCIPAL INVESTMENT STRATEGIES

The Fund normally invests at least 80% of its total assets in securities that comprise the Fund’s benchmark index. The Oil Services Index includes common stocks and depositary receipts of U.S. exchange-listed companies in the oil services segment. Such companies may include small- and medium-capitalization companies and foreign companies that are listed on a U.S. exchange. To be initially eligible for inclusion in the Oil Services Index, companies must generate at least 50% of their revenues from oil services to the upstream oil sector, which includes companies engaged primarily in oil equipment, oil services or oil drilling. Of the largest 50 stocks in the oil services sector by full market capitalization, the top 25 by free-float market capitalization (e.g., includes only shares that are readily available for trading in the market) and three month average daily trading volume are included in the Oil

Services Index. As of December 31, 2019, the Oil Services Index included 25 securities of companies with a market capitalization range of between approximately \$123.0 million and \$55.7 billion and a weighted average market capitalization of \$16.4 billion. These amounts are subject to change. The Fund's 80% investment policy is non-fundamental and may be changed without shareholder approval upon 60 days' prior written notice to shareholders.

The Fund, using a "passive" or indexing investment approach, attempts to approximate the investment performance of the Oil Services Index by investing in a portfolio of securities that generally replicates the Oil Services Index. Unlike many investment companies that try to "beat" the performance of a benchmark index, the Fund does not try to "beat" the Oil Services Index and does not seek temporary defensive positions when markets decline or appear overvalued. Indexing may eliminate the chance that the Fund will substantially outperform the Oil Services Index but also may reduce some of the risks of active management, such as poor security selection.

The Fund is classified as a non-diversified fund under the Investment Company Act of 1940, as amended (the "1940 Act"), and, therefore, may invest a greater percentage of its assets in a particular issuer. The Fund will concentrate its investments in a particular industry or group of industries to the extent that the Oil Services Index concentrates in an industry or group of industries. As of December 31, 2019, the Fund was concentrated in the energy sector and oil and gas equipment and services sub-industry, and the oil and gas drilling sub-industry represented a significant portion of the Fund.

PRINCIPAL RISKS OF INVESTING IN THE FUND

Investors in the Fund should be willing to accept a high degree of volatility in the price of the Fund's Shares and the possibility of significant losses. An investment in the Fund involves a substantial degree of risk. An investment in the Fund is not a deposit with a bank and is not insured or guaranteed by the Federal Deposit Insurance Corporation or any other government agency. Therefore, you should consider carefully the following risks before investing in the Fund, each of which could significantly and adversely affect the value of an investment in the Fund.

Risk of Investing in Oil Services Companies. The Fund will be sensitive to, and its performance will depend to a greater extent on, the overall condition of oil services companies. The profitability of oil services companies is related to worldwide energy prices, including all sources of energy, and exploration and production spending. The price of energy, the earnings of oil services companies, and the value of such companies' securities are subject to significant volatility. Oil services companies are also subject to risks of changes in exchange rates and the price of oil and gas, changes in prices for competitive energy services, changes in the global supply of and demand for oil and gas, government regulation, the imposition of import controls, world events, negative perception, depletion of resources and general economic conditions, development of alternative energy sources, energy conservation efforts, technological developments and labor relations, as well as market, economic, social and political risks of the countries where oil services companies are located or do business. Oil services companies operate in a highly competitive and cyclical industry, with intense price competition.

Oil services companies are exposed to significant and numerous operating hazards. Oil services companies can be significantly affected by natural disasters and adverse weather conditions in the regions in which they operate. The revenues of oil services companies may be negatively affected by contract termination and renegotiation. Oil services companies are subject to, and may be adversely affected by, extensive federal, state, local and foreign laws, rules and regulations. Oil services companies may also be adversely affected by environmental damage claims and other types of litigation. Changes to environmental protection laws, including the implementation of policies with less stringent environmental protection standards and those geared away from sustainable energy development, could lead to fluctuations in supply, demand and prices of oil and gas. The international operations of oil services companies expose them to risks associated with instability and changes in economic and political conditions, social unrest and acts of war, foreign currency fluctuations, changes in foreign regulations and other risks inherent to international business. Additionally, changes to U.S. trading policies could cause friction with certain oil producing countries and between the governments of the United States and other major exporters of oil to the United States. Some oil services companies are engaged in other lines of business unrelated to oil services, and they may experience problems with these lines of business which could adversely affect their operating results. The operating results of these companies may fluctuate as a result of these additional risks and events in the other lines of business. In addition, a company's ability to engage in new activities may expose it to business risks with which it has less experience than it has with the business risks associated with its traditional businesses. Despite a company's possible success in traditional oil services activities, there can be no assurance that the other lines of business in which these companies are engaged will not have an adverse effect on a company's business or financial condition.

Risk of Investing in Foreign Securities. Investments in the securities of foreign issuers involve risks beyond those associated with investments in U.S. securities. These additional risks include greater market volatility, the availability of less reliable financial information, higher transactional and custody costs, taxation by foreign governments, decreased market liquidity and political instability. Because certain foreign securities markets may be limited in size, the activity of large traders may have an undue influence on the prices of securities that trade in such markets. The Fund invests in securities of issuers located in countries whose economies are heavily dependent upon trading with key partners. Any reduction in this trading may have an adverse impact on the Fund's investments.

Foreign Currency Risk. Because the Fund's assets may be invested in securities denominated in foreign currencies, the proceeds received by the Fund from these investments will generally be in foreign currencies. The Fund's exposure to foreign currencies and changes in the value of foreign currencies versus the U.S. dollar may result in reduced returns for the Fund, and the value of certain foreign currencies may be subject to a high degree of fluctuation. Moreover, the Fund may incur costs in connection with conversions between U.S. dollars and foreign currencies.

Risk of Investing in Depositary Receipts. The Fund may invest in depositary receipts which involve similar risks to those associated with investments in foreign securities. Depositary receipts are receipts listed on U.S. or foreign exchanges issued by banks or trust companies that entitle the holder to all dividends and capital gains that are paid out on the underlying foreign shares. Investments in depositary receipts may be less liquid than the underlying shares in their primary trading market and, if not included in the Oil Services Index, may negatively affect the Fund's ability to replicate the performance of the Oil Services Index.

Risk of Investing in the Energy Sector. The Fund will be sensitive to, and its performance may depend to a greater extent on, the overall condition of the energy sector. Companies operating in the energy sector are subject to risks including, but not limited to, economic growth, worldwide demand, political instability in the regions that the companies operate, government regulation stipulating rates charged by utilities, interest rate sensitivity, oil price volatility, energy conservation, environmental policies, depletion of resources, the cost of providing the specific utility services and other factors that they cannot control. In addition, these companies are at risk of civil liability from accidents resulting in injury, loss of life or property, pollution or other environmental damage claims and risk of loss from terrorism and natural disasters. A downturn in the energy sector of the economy, adverse political, legislative or regulatory developments or other events could have a larger impact on the Fund than on an investment company that does not invest a substantial portion of its assets in the energy sector. At times, the performance of securities of companies in the energy sector may lag the performance of other sectors or the broader market as a whole. The price of oil, natural gas and other fossil fuels may decline and/or experience significant volatility, which could adversely impact companies operating in the energy sector.

Risk of Investing in Small- and Medium-Capitalization Companies. Small- and medium-capitalization companies may be more volatile and more likely than large-capitalization companies to have narrower product lines, fewer financial resources, less management depth and experience and less competitive strength. In addition, these companies often have greater price volatility, lower trading volume and less liquidity than larger more established companies. Returns on investments in securities of small- and medium-capitalization companies could trail the returns on investments in securities of large-capitalization companies.

Equity Securities Risk. The value of the equity securities held by the Fund may fall due to general market and economic conditions, perceptions regarding the markets in which the issuers of securities held by the Fund participate, or factors relating to specific issuers in which the Fund invests. Equity securities are subordinated to preferred securities and debt in a company's capital structure with respect to priority in right to a share of corporate income, and therefore will be subject to greater dividend risk than preferred securities or debt instruments. In addition, while broad market measures of equity securities have historically generated higher average returns than fixed income securities, equity securities have generally also experienced significantly more volatility in those returns, although under certain market conditions fixed income securities may have comparable or greater price volatility.

Market Risk. The prices of the securities in the Fund are subject to the risks associated with investing in the securities market, including general economic conditions, sudden and unpredictable drops in value, exchange trading suspensions and closures and public health risks. These risks may be magnified if certain social, political, economic and other conditions and events (such as natural disasters, epidemics and pandemics, terrorism, conflicts and social unrest) adversely interrupt the global economy; in these and other circumstances, such events or developments might affect companies world-wide. An investment in the Fund may lose money.

Operational Risk. The Fund is exposed to operational risk arising from a number of factors, including, but not limited to, human error, processing and communication errors, errors of the Fund's service providers, counterparties or other third parties, failed or inadequate processes and technology or system failures.

Index Tracking Risk. The Fund's return may not match the return of the Oil Services Index for a number of reasons. For example, the Fund incurs a number of operating expenses, including taxes, not applicable to the Oil Services Index and incurs costs associated with buying and selling securities, especially when rebalancing the Fund's securities holdings to reflect changes in the composition of the Oil Services Index, which are not factored into the return of the Oil Services Index. Transaction costs, including brokerage costs, will decrease the Fund's net asset value ("NAV") to the extent not offset by the transaction fee payable by an Authorized Participant ("AP"). Market disruptions and regulatory restrictions could have an adverse effect on the Fund's ability to adjust its exposure to the required levels in order to track the Oil Services Index. Errors in the Oil Services Index data, the Oil Services Index computations and/or the construction of the Oil Services Index in accordance with its methodology may occur from time to time and may not be identified and corrected by the Oil Services Index provider for a period of time or at all, which may have an adverse impact on the Fund and its shareholders. Shareholders should understand that any gains from the Oil Services Index provider's errors will be kept by the Fund and its shareholders and any losses or costs resulting from the Oil Services Index provider's errors will be borne by the Fund and its shareholders. When the Oil Services Index is rebalanced and the Fund in turn

rebalances its portfolio to attempt to increase the correlation between the Fund's portfolio and the Oil Services Index, any transaction costs and market exposure arising from such portfolio rebalancing will be borne directly by the Fund and its shareholders. Apart from scheduled rebalances, the Oil Services Index provider or its agents may carry out additional ad hoc rebalances to the Oil Services Index. Therefore, errors and additional ad hoc rebalances carried out by the Oil Services Index provider or its agents to the Oil Services Index may increase the costs to and the tracking error risk of the Fund. In addition, the Fund may not invest in certain securities included in the Oil Services Index, or invest in them in the exact proportions in which they are represented in the Oil Services Index. The Fund's performance may also deviate from the return of the Oil Services Index due to legal restrictions or limitations imposed by the governments of certain countries, certain listing standards of the Fund's listing exchange (the "Exchange"), a lack of liquidity on stock exchanges in which such securities trade, potential adverse tax consequences or other regulatory reasons (such as diversification requirements). The Fund may value certain of its investments and/or other assets based on fair value prices. To the extent the Fund calculates its NAV based on fair value prices and the value of the Oil Services Index is based on securities' closing prices on local foreign markets (*i.e.*, the value of the Oil Services Index is not based on fair value prices), the Fund's ability to track the Oil Services Index may be adversely affected. In addition, any issues the Fund encounters with regard to currency convertibility (including the cost of borrowing funds, if any) and repatriation may also increase the index tracking risk. When markets are volatile, the ability to sell securities at fair value prices may be adversely impacted and may result in additional trading costs and/or increase the index tracking risk. For tax efficiency purposes, the Fund may sell certain securities, and such sale may cause the Fund to realize a loss and deviate from the performance of the Oil Services Index. In light of the factors discussed above, the Fund's return may deviate significantly from the return of the Oil Services Index. Changes to the composition of the Oil Services Index in connection with a rebalancing or reconstitution of the Oil Services Index may cause the Fund to experience increased volatility, during which time the Fund's index tracking risk may be heightened.

Authorized Participant Concentration Risk. The Fund may have a limited number of financial institutions that act as APs, none of which are obligated to engage in creation and/or redemption transactions. To the extent that those APs exit the business, or are unable to or choose not to process creation and/or redemption orders, and no other AP is able to step forward to create and redeem, there may be a significantly diminished trading market for Shares or Shares may trade like closed-end funds at a discount (or premium) to NAV and possibly face trading halts and/or de-listing. The AP concentration risk may be heightened in scenarios where APs have limited or diminished access to the capital required to post collateral.

No Guarantee of Active Trading Market. While Shares are listed on the Exchange, there can be no assurance that an active trading market for the Shares will be maintained. Further, secondary markets may be subject to irregular trading activity, wide bid/ask spreads and extended trade settlement periods in times of market stress because market makers and APs may step away from making a market in the Shares and in executing creation and redemption orders, which could cause a material deviation in the Fund's market price from its NAV.

Trading Issues. Trading in Shares on the Exchange may be halted due to market conditions or for reasons that, in the view of the Exchange, make trading in Shares inadvisable. In addition, trading in Shares on the Exchange is subject to trading halts caused by extraordinary market volatility pursuant to the Exchange's "circuit breaker" rules. There can be no assurance that the requirements of the Exchange necessary to maintain the listing of the Fund will continue to be met or will remain unchanged.

Passive Management Risk. An investment in the Fund involves risks similar to those of investing in any fund invested in equity securities traded on an exchange, such as market fluctuations caused by such factors as economic and political developments, changes in interest rates and perceived trends in security prices. However, because the Fund is not "actively" managed, unless a specific security is removed from the Oil Services Index, the Fund generally would not sell a security because the security's issuer was in financial trouble. Additionally, unusual market conditions may cause the Oil Services Index provider to postpone a scheduled rebalance or reconstitution, which could cause the Oil Services Index to vary from its normal or expected composition. Therefore, the Fund's performance could be lower than funds that may actively shift their portfolio assets to take advantage of market opportunities or to lessen the impact of a market decline or a decline in the value of one or more issuers.

Fund Shares Trading, Premium/Discount Risk and Liquidity of Fund Shares. The market price of the Shares may fluctuate in response to the Fund's NAV, the intraday value of the Fund's holdings and supply and demand for Shares. The Adviser cannot predict whether Shares will trade above, below, or at their most recent NAV. Disruptions to creations and redemptions, the existence of market volatility or potential lack of an active trading market for Shares (including through a trading halt), as well as other factors, may result in Shares trading at a significant premium or discount to NAV or to the intraday value of the Fund's holdings. If a shareholder purchases Shares at a time when the market price is at a premium to the NAV or sells Shares at a time when the market price is at a discount to the NAV, the shareholder may pay significantly more or receive significantly less than the underlying value of the Shares that were bought or sold or the shareholder may be unable to sell his or her Shares. The securities held by the Fund may be traded in markets that close at a different time than the Exchange. Liquidity in those securities may be reduced after the applicable closing times. Accordingly, during the time when the Exchange is open but after the applicable market closing, fixing or settlement times, bid-ask spreads on the Exchange and the resulting premium or discount to the Shares' NAV may widen. Additionally, in stressed market conditions, the market for the Fund's Shares may become less liquid in response to deteriorating liquidity in the markets for the Fund's underlying portfolio holdings. There are various methods by which investors can purchase and sell Shares. Investors should consult their financial intermediaries before purchasing or selling Shares of the Fund.

Issuer-Specific Changes Risk. The value of individual securities or particular types of securities in the Fund's portfolio can be more volatile than the market as a whole and can perform differently from the value of the market as a whole, which may have a greater impact if the Fund's portfolio is concentrated in a country, group of countries, region, market, industry, group of industries, sector or asset class. The value of securities of smaller issuers can be more volatile than that of larger issuers.

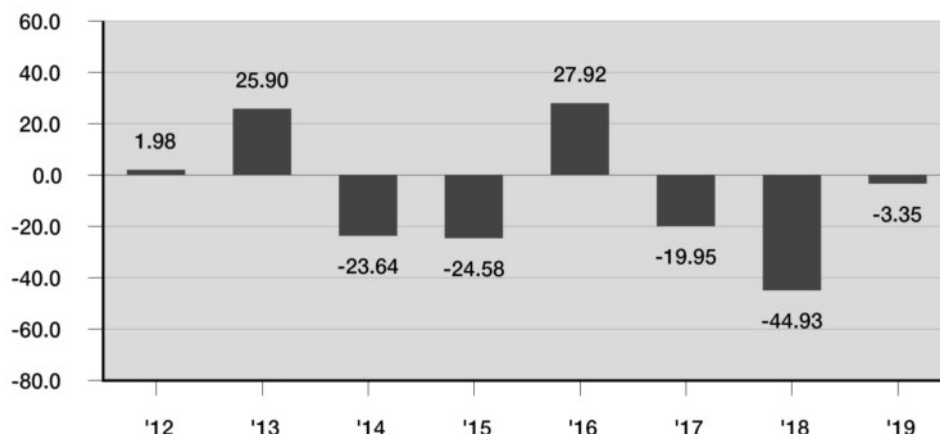
Non-Diversified Risk. The Fund is classified as a "non-diversified" fund under the 1940 Act. Therefore, the Fund may invest a relatively high percentage of its assets in a smaller number of issuers or may invest a larger proportion of its assets in a single issuer. Moreover, the gains and losses on a single investment may have a greater impact on the Fund's NAV and may make the Fund more volatile than more diversified funds. The Fund may be particularly vulnerable to this risk because the Oil Services Index is comprised of a limited number of companies.

Concentration Risk. The Fund's assets may be concentrated in a particular sector or sectors or industry or group of industries to the extent the Oil Services Index concentrates in a particular sector or sectors or industry or group of industries. To the extent that the Fund is concentrated in a particular sector or sectors or industry or group of industries, the Fund will be subject to the risk that economic, political or other conditions that have a negative effect on those sectors and/or industries may negatively impact the Fund to a greater extent than if the Fund's assets were invested in a wider variety of sectors or industries.

PERFORMANCE

The bar chart that follows shows how the Fund performed for the calendar years shown. The table below the bar chart shows the Fund's average annual returns (before and after taxes). The bar chart and table provide an indication of the risks of investing in the Fund by comparing the Fund's performance from year to year and by showing how the Fund's average annual returns for the one year, five year, ten year and/or since inception periods, as applicable, compared with the Fund's benchmark index and a broad measure of market performance. All returns assume reinvestment of dividends and distributions. The Fund's past performance (before and after taxes) is not necessarily indicative of how the Fund will perform in the future. Updated performance information is available online at www.vaneck.com.

Annual Total Returns (%)—Calendar Years



Best Quarter: 22.67% 1Q '19

Worst Quarter: -43.11% 4Q '18

Average Annual Total Returns for the Periods Ended December 31, 2019

The after-tax returns presented in the table below are calculated using the highest historical individual federal marginal income tax rates and do not reflect the impact of state and local taxes. Your actual after-tax returns will depend on your specific tax situation and may differ from those shown below. After-tax returns are not relevant to investors who hold Shares of the Fund through tax-deferred arrangements, such as 401(k) plans or individual retirement accounts.

	Past One Year	Past Five Years	Since Inception (12/20/2011)
VanEck Vectors Oil Services ETF (return before taxes)	-3.35%	-16.29%	-10.63%
VanEck Vectors Oil Services ETF (return after taxes on distributions)	-4.00%	-16.86%	-11.16%
VanEck Vectors Oil Services ETF (return after taxes on distributions and sale of Fund Shares)	-1.79%	-11.22%	-7.15%
MVIS US Listed Oil Services 25 Index (reflects no deduction for fees, expenses or taxes, except withholding taxes)	-3.21%	-16.42%	-10.70%
S&P 500® Index (reflects no deduction for fees, expenses or taxes)	31.49%	11.70%	15.02%

See “License Agreements and Disclaimers” for important information about the Fund’s benchmark index.

PORTFOLIO MANAGEMENT

Investment Adviser. Van Eck Associates Corporation.

Portfolio Managers. The following individuals are jointly and primarily responsible for the day-to-day management of the Fund’s portfolio:

Name	Title with Adviser	Date Began Managing the Fund
Peter H. Liao	Portfolio Manager	December 2011
Guo Hua (Jason) Jin	Portfolio Manager	March 2018

PURCHASE AND SALE OF FUND SHARES

For important information about the purchase and sale of Fund Shares, tax information and payments to broker-dealers and other financial intermediaries, please turn to the “Summary Information About Purchases and Sales of Fund Shares, Taxes and Payments to Broker-Dealers and Other Financial Intermediaries” section of this Prospectus.

SUMMARY INFORMATION
INVESTMENT OBJECTIVE

VanEck Vectors® Rare Earth/Strategic Metals ETF (the “Fund”) seeks to replicate as closely as possible, before fees and expenses, the price and yield performance of the MVIS® Global Rare Earth/Strategic Metals Index (the “Rare Earth/Strategic Metals Index”).

FUND FEES AND EXPENSES

The following tables describe the fees and expenses that you may pay if you buy and hold shares of the Fund (“Shares”).

Shareholder Fees (fees paid directly from your investment)

None

Annual Fund Operating Expenses

(expenses that you pay each year as a percentage of the value of your investment)

Management Fee	0.50%
Other Expenses	0.14%
Total Annual Fund Operating Expenses ^(a)	0.64%
Fee Waivers and Expense Reimbursement ^(a)	-0.04%
Total Annual Fund Operating Expenses After Fee Waivers and Expense Reimbursement ^(a)	0.60%

^(a) Van Eck Associates Corporation (the “Adviser”) has agreed to waive fees and/or pay Fund expenses to the extent necessary to prevent the operating expenses of the Fund (excluding acquired fund fees and expenses, interest expense, trading expenses, taxes and extraordinary expenses) from exceeding 0.57% of the Fund’s average daily net assets per year until at least May 1, 2021. During such time, the expense limitation is expected to continue until the Fund’s Board of Trustees acts to discontinue all or a portion of such expense limitation.

EXPENSE EXAMPLE

This example is intended to help you compare the cost of investing in the Fund with the cost of investing in other funds. This example does not take into account brokerage commissions that you pay when purchasing or selling Shares of the Fund.

The example assumes that you invest \$10,000 in the Fund for the time periods indicated and then redeem all of your Shares at the end of those periods. The example also assumes that your investment has a 5% annual return and that the Fund’s operating expenses remain the same (except that the example incorporates the fee waivers and/or expense reimbursement arrangement for only the first year). Although your actual costs may be higher or lower, based on these assumptions, your costs would be:

YEAR	EXPENSES
1	\$61
3	\$201
5	\$353
10	\$795

PORTFOLIO TURNOVER

The Fund will pay transaction costs, such as commissions, when it purchases and sells securities (or “turns over” its portfolio). A higher portfolio turnover will cause the Fund to incur additional transaction costs and may result in higher taxes when Fund Shares are held in a taxable account. These costs, which are not reflected in annual fund operating expenses or in the example, may affect the Fund’s performance. During the most recent fiscal year, the Fund’s portfolio turnover rate was 64% of the average value of its portfolio.

PRINCIPAL INVESTMENT STRATEGIES

The Fund normally invests at least 80% of its total assets in securities that comprise the Fund’s benchmark index. The Rare Earth/Strategic Metals Index includes companies primarily engaged in a variety of activities that are related to the producing, refining and recycling of rare earth and strategic metals and minerals. Such companies may include small- and medium- capitalization companies and foreign and emerging market issuers. To be initially eligible for the Rare Earth/Strategic Metals Index, companies must generate at least 50% of their revenues from rare earth/strategic metals or have mining projects with the potential to generate at least 50% of their revenues from rare earth/strategic metals when developed. Rare earth/strategic metals are industrial metals that are typically mined as by-products or secondary metals in operations focused on precious metals and base metals.

Compared to base metals, they have more specialized uses and are often more difficult to extract. Currently, approximately 44 elements in the periodic table are considered rare earth/strategic metals. Rare earth metals (or rare earth elements), a subset of strategic metals, are a collection of chemical elements that are crucial to many of the world's most advanced technologies, such as cellular phones, high performance batteries, flat screen televisions, green energy technology, and are expected to be critical to the future of hybrid and electric cars, high-tech military applications and superconductors and fiber-optic communication systems. The Rare Earth/Strategic Metals Index may include A-shares issued by companies trading via the Shanghai-Hong Kong Stock Connect program and the Shenzhen-Hong Kong Stock Connect program (together, "Stock Connect"). As of December 31, 2019, the Rare Earth/Strategic Metals Index included 20 securities of companies with a market capitalization range of between approximately \$266.3 million and \$11.1 billion and a weighted average market capitalization of \$3.1 billion. These amounts are subject to change. The Fund's 80% investment policy is non-fundamental and may be changed without shareholder approval upon 60 days' prior written notice to shareholders.

The Fund, using a "passive" or indexing investment approach, attempts to approximate the investment performance of the Rare Earth/Strategic Metals Index by investing in a portfolio of securities that generally replicates the Rare Earth/Strategic Metals Index. Unlike many investment companies that try to "beat" the performance of a benchmark index, the Fund does not try to "beat" the Rare Earth/Strategic Metals Index and does not seek temporary defensive positions when markets decline or appear overvalued. Indexing may eliminate the chance that the Fund will substantially outperform the Rare Earth/Strategic Metals Index but also may reduce some of the risks of active management, such as poor security selection.

The Fund is classified as a non-diversified fund under the Investment Company Act of 1940, as amended (the "1940 Act"), and, therefore, may invest a greater percentage of its assets in a particular issuer. The Fund may concentrate its investments in a particular industry or group of industries to the extent that the Rare Earth/Strategic Metals Index concentrates in an industry or group of industries. As of December 31, 2019, the Fund was concentrated in the mining industry and the basic materials sector.

PRINCIPAL RISKS OF INVESTING IN THE FUND

Investors in the Fund should be willing to accept a high degree of volatility in the price of the Fund's Shares and the possibility of significant losses. An investment in the Fund involves a substantial degree of risk. An investment in the Fund is not a deposit with a bank and is not insured or guaranteed by the Federal Deposit Insurance Corporation or any other government agency. Therefore, you should consider carefully the following risks before investing in the Fund, each of which could significantly and adversely affect the value of an investment in the Fund.

Risk of Investing in Rare Earth and Strategic Metals Companies. The Fund will be sensitive to, and its performance will depend to a greater extent on, the overall condition of rare earth/strategic metals companies. Rare earth/strategic metals are industrial metals that are typically mined as by-products or secondary metals in operations focused on precious metals and base metals. Compared to base metals, they have more specialized uses and are often more difficult to extract. Rare earth metals (or rare earth elements), a subset of strategic metals, are a collection of chemical elements that are crucial to many of the world's most advanced technologies. Consequently, the demand for strategic metals has strained supply, which has the potential to result in a shortage of such materials which could adversely affect the companies in the Fund's portfolio. Companies involved in the various activities that are related to the producing, refining and recycling of rare earth/strategic metals tend to be small-, medium- and micro-capitalization companies with volatile share prices, are highly dependent on the price of rare earth/strategic metals, which may fluctuate substantially over short periods of time. The value of such companies may be significantly affected by events relating to international, national and local political and economic developments, energy conservation efforts, the success of exploration projects, commodity prices, tax and other government regulations, depletion of resources, and mandated expenditures for safety and pollution control devices. The producing, refining and recycling of rare earth/strategic metals can be capital intensive and, if companies involved in such activities are not managed well, the share prices of such companies could decline even as prices for the underlying rare earth/strategic metals are rising. In addition, companies involved in the various activities that are related to the producing, refining and recycling of rare earth/strategic metals may be at risk for environmental damage claims.

Risk of Regulatory Action and Changes in Governments. The producing, refining and recycling of rare earth/strategic metals may be significantly affected by regulatory action and changes in governments. Actions by countries essential to the producing, refining or recycling of rare earth/strategic metals to limit exports could have a significant adverse effect on industries around the globe and on the values of the businesses in which the Fund invests.

Special Risk Considerations of Investing in Asian Issuers. Investments in securities of Asian issuers involve risks and special considerations not typically associated with investments in the U.S. securities markets. Certain Asian economies have experienced over-extension of credit, currency devaluations and restrictions, high unemployment, high inflation, decreased exports and economic recessions. Economic events in any one Asian country can have a significant effect on the entire Asian region as well as on major trading partners outside Asia, and any adverse effect on some or all of the Asian countries and regions in which the Fund invests. The securities markets in some Asian economies are relatively underdeveloped and may subject the Fund to higher action costs or greater uncertainty than investments in more developed securities markets. Such risks may adversely affect the value of the Fund's investments.

Special Risk Considerations of Investing in Chinese Issuers. Investments in securities of Chinese issuers, including issuers located outside of China that generate significant revenues from China as well as offshore listed shares of Chinese issuers, involve certain risks and considerations not typically associated with investments in the U.S. securities markets. These risks may include, among others, (i) more frequent (and potentially widespread) trading suspensions and government interventions with respect to Chinese issuers, resulting in lack of liquidity and in price volatility, (ii) currency revaluations and other currency exchange rate fluctuations or blockage, (iii) the nature and extent of intervention by the Chinese government in the Chinese securities markets, whether such intervention will continue and the impact of such intervention or its discontinuation, (iv) the risk of nationalization or expropriation of assets, (v) the risk that the Chinese government may decide not to continue to support economic reform programs, (vi) limitations on the use of brokers, (vii) higher rates of inflation, (viii) greater political, economic and social uncertainty, (ix) market volatility caused by any potential regional or territorial conflicts or natural or other disasters, and (x) the risk of increased trade tariffs, embargoes and other trade limitations. In addition, the economy of China differs, often unfavorably, from the U.S. economy in such respects as structure, general development, government involvement, wealth distribution, rate of inflation, growth rate, interest rates, allocation of resources and capital reinvestment, among others. The Chinese central government has historically exercised substantial control over virtually every sector of the Chinese economy through administrative regulation and/or state ownership and actions of the Chinese central and local government authorities continue to have a substantial effect on economic conditions in China. In addition, previously the Chinese government has from time to time taken actions that influence the prices at which certain goods may be sold, encourage companies to invest or concentrate in particular industries, induce mergers between companies in certain industries and induce private companies to publicly offer their securities to increase or continue the rate of economic growth, control the rate of inflation or otherwise regulate economic expansion. The Chinese government may do so in the future as well, potentially having a significant adverse effect on economic conditions in China.

Risks of Investing through Stock Connect. The Fund may invest in A-shares listed and traded on the Shanghai Stock Exchange and the Shenzhen Stock Exchange through Stock Connect, or on such other stock exchanges in China which participate in Stock Connect from time to time or in the future. Trading through Stock Connect is subject to a number of restrictions that may affect the Fund's investments and returns. For example, trading through Stock Connect is subject to daily quotas that limit the maximum daily net purchases on any particular day, which may restrict or preclude the Fund's ability to invest in Stock Connect A-shares. In addition, investments made through Stock Connect are subject to trading, clearance and settlement procedures that are relatively untested in the People's Republic of China ("PRC"), which could pose risks to the Fund. Furthermore, securities purchased via Stock Connect will be held via a book entry omnibus account in the name of Hong Kong Securities Clearing Company Limited ("HKSCC"), Hong Kong's clearing entity, at the China Securities Depository and Clearing Corporation ("CSDCC"). The Fund's ownership interest in Stock Connect securities will not be reflected directly in book entry with CSDCC and will instead only be reflected on the books of its Hong Kong sub-custodian. The Fund may therefore depend on HKSCC's ability or willingness as record-holder of Stock Connect securities to enforce the Fund's shareholder rights. PRC law did not historically recognize the concept of beneficial ownership; while PRC regulations and the Hong Kong Stock Exchange have issued clarifications and guidance supporting the concept of beneficial ownership via Stock Connect, the interpretation of beneficial ownership in the PRC by regulators and courts may continue to evolve. Moreover, Stock Connect A-shares generally may not be sold, purchased or otherwise transferred other than through Stock Connect in accordance with applicable rules.

A primary feature of Stock Connect is the application of the home market's laws and rules applicable to investors in A-shares. Therefore, the Fund's investments in Stock Connect A-shares are generally subject to PRC securities regulations and listing rules, among other restrictions. The Fund will not benefit from access to Hong Kong investor compensation funds, which are set up to protect against defaults of trades, when investing through Stock Connect. Stock Connect is only available on days when markets in both the PRC and Hong Kong are open, which may limit the Fund's ability to trade when it would be otherwise attractive to do so. Since the inception of Stock Connect, foreign investors (including the Fund) investing in A-shares through Stock Connect have been temporarily exempt from the PRC corporate income tax and value-added tax on the gains on disposal of such A-shares. Dividends are subject to PRC corporate income tax on a withholding basis at 10%, unless reduced under a double tax treaty with China upon application to and obtaining approval from the competent tax authority. Additionally, uncertainties in permanent PRC tax rules governing taxation of income and gains from investments in Stock Connect A-shares could result in unexpected tax liabilities for the Fund.

The Stock Connect program is a relatively new program and may be subject to further interpretation and guidance. There can be no assurance as to the program's continued existence or whether future developments regarding the program may restrict or adversely affect the Fund's investments or returns. In addition, the application and interpretation of the laws and regulations of Hong Kong and the PRC, and the rules, policies or guidelines published or applied by relevant regulators and exchanges in respect of the Stock Connect program are uncertain, and they may have a detrimental effect on the Fund's investments and returns.

Special Risk Considerations of Investing in Australian Issuers. Investments in securities of Australian issuers involve risks and special considerations not typically associated with investments in the U.S. securities markets. The Australian economy is heavily dependent on exports from the agriculture and mining industries. This makes the Australian economy susceptible to fluctuations in the commodity markets. Australia is also dependent on trading with key trading partners.

Risk of Investing in Foreign Securities. Investments in the securities of foreign issuers involve risks beyond those associated with investments in U.S. securities. These additional risks include greater market volatility, the availability of less reliable financial information, higher transactional and custody costs, taxation by foreign governments, decreased market liquidity and political instability. Because certain foreign securities markets may be limited in size, the activity of large traders may have an undue influence on the prices of securities that trade in such markets. The Fund invests in securities of issuers located in countries whose economies are heavily dependent upon trading with key partners. Any reduction in this trading may have an adverse impact on the Fund's investments.

Risk of Investing in Emerging Market Issuers. Investments in securities of emerging market issuers are exposed to a number of risks that may make these investments volatile in price or difficult to trade. Emerging markets are more likely than developed markets to experience problems with the clearing and settling of trades, as well as the holding of securities by local banks, agents and depositories. Political risks may include unstable governments, nationalization, restrictions on foreign ownership, laws that prevent investors from getting their money out of a country and legal systems that do not protect property rights as well as the laws of the United States. Market risks may also include economies that concentrate in only a few industries, securities issues that are held by only a few investors, liquidity issues and limited trading capacity in local exchanges and the possibility that markets or issues may be manipulated by foreign nationals who have inside information.

Foreign Currency Risk. Because the Fund's assets may be invested in securities denominated in foreign currencies, the proceeds received by the Fund from these investments will generally be in foreign currencies. The Fund's exposure to foreign currencies and changes in the value of foreign currencies versus the U.S. dollar may result in reduced returns for the Fund, and the value of certain foreign currencies may be subject to a high degree of fluctuation. Moreover, the Fund may incur costs in connection with conversions between U.S. dollars and foreign currencies.

Risk of Investing in Depositary Receipts. The Fund may invest in depositary receipts which involve similar risks to those associated with investments in foreign securities. Depositary receipts are receipts listed on U.S. or foreign exchanges issued by banks or trust companies that entitle the holder to all dividends and capital gains that are paid out on the underlying foreign shares. Investments in depositary receipts may be less liquid than the underlying shares in their primary trading market and, if not included in the Rare Earth/Strategic Metals Index, may negatively affect the Fund's ability to replicate the performance of the Rare Earth/Strategic Metals Index.

Risk of Investing in the Basic Materials Sector. The Fund will be sensitive to, and its performance may depend to a greater extent on, the overall condition of the basic materials sector. Companies engaged in the production and distribution of basic materials may be adversely affected by changes in world events, political and economic conditions, energy conservation, environmental policies, commodity price volatility, changes in exchange rates, imposition of import controls, increased competition, depletion of resources and labor relations.

Risk of Investing in the Mining Industry. The Fund will be sensitive to, and its performance may depend to a greater extent on, the overall condition of the mining industry. Investments in mining companies may be speculative. Competitive pressures may have a significant effect on the financial condition of such companies. Mining companies are highly dependent on the price of the underlying metal or element. These prices may fluctuate substantially over short periods of time so the Fund's Share price may be more volatile than other types of investments. In particular, a drop in the price of rare earth/strategic metals would particularly adversely affect the profitability of small- and medium-capitalization mining companies and their ability to secure financing. Furthermore, companies that are only in the exploration stage are typically unable to adopt specific strategies for controlling the impact of such price changes. In addition, many early stage miners operate at a loss and are dependent on securing equity and/or debt financing, which might be more difficult to secure for an early stage mining company than for a more established counterpart.

Risk of Investing in Small- and Medium-Capitalization Companies. Small- and medium-capitalization companies may be more volatile and more likely than large-capitalization companies to have narrower product lines, fewer financial resources, less management depth and experience and less competitive strength. In addition, these companies often have greater price volatility, lower trading volume and less liquidity than larger more established companies. Returns on investments in securities of small - and medium-capitalization companies could trail the returns on investments in securities of large-capitalization companies.

Risk of Cash Transactions. Unlike other exchange-traded funds ("ETFs"), the Fund expects to effect its creations and redemptions partially for in-kind securities and partially for cash, rather than wholly for in-kind securities. Therefore, it may be required to sell portfolio securities and subsequently incur brokerage costs and/or recognize gains or losses on such sales that the Fund might not have recognized if it were to distribute portfolio securities in kind. As such, investments in Shares may be less tax-efficient than an investment in a conventional ETF.

Equity Securities Risk. The value of the equity securities held by the Fund may fall due to general market and economic conditions, perceptions regarding the markets in which the issuers of securities held by the Fund participate, or factors relating to specific issuers in which the Fund invests. Equity securities are subordinated to preferred securities and debt in a company's capital structure with respect to priority in right to a share of corporate income, and therefore will be subject to greater dividend risk than preferred securities or debt instruments. In addition, while broad market measures of equity securities have historically generated higher average returns than fixed income securities, equity securities have generally also experienced significantly more

volatility in those returns, although under certain market conditions fixed income securities may have comparable or greater price volatility.

Market Risk. The prices of the securities in the Fund are subject to the risks associated with investing in the securities market, including general economic conditions, sudden and unpredictable drops in value, exchange trading suspensions and closures and public health risks. These risks may be magnified if certain social, political, economic and other conditions and events (such as natural disasters, epidemics and pandemics, terrorism, conflicts and social unrest) adversely interrupt the global economy; in these and other circumstances, such events or developments might affect companies world-wide. An investment in the Fund may lose money.

Operational Risk. The Fund is exposed to operational risk arising from a number of factors, including, but not limited to, human error, processing and communication errors, errors of the Fund's service providers, counterparties or other third parties, failed or inadequate processes and technology or system failures.

Index Tracking Risk. The Fund's return may not match the return of the Rare Earth/Strategic Metals Index for a number of reasons. For example, the Fund incurs a number of operating expenses, including taxes, not applicable to the Rare Earth/Strategic Metals Index and incurs costs associated with buying and selling securities, especially when rebalancing the Fund's securities holdings to reflect changes in the composition of the Rare Earth/Strategic Metals Index and raising cash to meet redemptions or deploying cash in connection with newly created Creation Units (defined herein), which are not factored into the return of the Rare Earth/Strategic Metals Index. Transaction costs, including brokerage costs, will decrease the Fund's net asset value ("NAV") to the extent not offset by the transaction fee payable by an Authorized Participant ("AP"). Market disruptions and regulatory restrictions could have an adverse effect on the Fund's ability to adjust its exposure to the required levels in order to track the Rare Earth/Strategic Metals Index. Errors in the Rare Earth/Strategic Metals Index data, the Rare Earth/Strategic Metals Index computations and/or the construction of the Rare Earth/Strategic Metals Index in accordance with its methodology may occur from time to time and may not be identified and corrected by the Rare Earth/Strategic Metals Index provider for a period of time or at all, which may have an adverse impact on the Fund and its shareholders. Shareholders should understand that any gains from the Rare Earth/Strategic Metals Index provider's errors will be kept by the Fund and its shareholders and any losses or costs resulting from the Rare Earth/Strategic Metals Index provider's errors will be borne by the Fund and its shareholders. When the Rare Earth/Strategic Metals Index is rebalanced and the Fund in turn rebalances its portfolio to attempt to increase the correlation between the Fund's portfolio and the Rare Earth/Strategic Metals Index, any transaction costs and market exposure arising from such portfolio rebalancing will be borne directly by the Fund and its shareholders. Apart from scheduled rebalances, the Rare Earth/Strategic Metals Index provider or its agents may carry out additional ad hoc rebalances to the Rare Earth/Strategic Metals Index. Therefore, errors and additional ad hoc rebalances carried out by the Rare Earth/Strategic Metals Index provider or its agents to the Rare Earth/Strategic Metals Index may increase the costs to and the tracking error risk of the Fund. The Fund may not be fully invested at times either as a result of cash flows into the Fund or reserves of cash held by the Fund to meet redemptions or pay expenses. In addition, the Fund may not invest in certain securities included in the Rare Earth/Strategic Metals Index, or invest in them in the exact proportions in which they are represented in the Rare Earth/Strategic Metals Index. The Fund's performance may also deviate from the return of the Rare Earth/Strategic Metals Index due to legal restrictions or limitations imposed by the governments of certain countries (including the availability of China A-shares through Stock Connect), certain listing standards of the Fund's listing exchange (the "Exchange"), a lack of liquidity on stock exchanges in which such securities trade, potential adverse tax consequences or other regulatory reasons (such as diversification requirements). The Fund may value certain of its investments and/or other assets based on fair value prices. To the extent the Fund calculates its NAV based on fair value prices and the value of the Rare Earth/Strategic Metals Index is based on securities' closing prices on local foreign markets (i.e., the value of the Rare Earth/Strategic Metals Index is not based on fair value prices), the Fund's ability to track the Rare Earth/Strategic Metals Index may be adversely affected. In addition, any issues the Fund encounters with regard to currency convertibility (including the cost of borrowing funds, if any) and repatriation may also increase the index tracking risk. When markets are volatile, the ability to sell securities at fair value prices may be adversely impacted and may result in additional trading costs and/or increase the index tracking risk. The Fund may also need to rely on borrowings to meet redemptions, which may lead to increased expenses. For tax efficiency purposes, the Fund may sell certain securities, and such sale may cause the Fund to realize a loss and deviate from the performance of the Rare Earth/Strategic Metals Index. In light of the factors discussed above, the Fund's return may deviate significantly from the return of the Rare Earth/Strategic Metals Index. Changes to the composition of the Rare Earth/Strategic Metals Index in connection with a rebalancing or reconstitution of the Rare Earth/Strategic Metals Index may cause the Fund to experience increased volatility, during which time the Fund's index tracking risk may be heightened.

Authorized Participant Concentration Risk. The Fund may have a limited number of financial institutions that act as APs, none of which are obligated to engage in creation and/or redemption transactions. To the extent that those APs exit the business, or are unable to or choose not to process creation and/or redemption orders, and no other AP is able to step forward to create and redeem, there may be a significantly diminished trading market for Shares or Shares may trade like closed-end funds at a discount (or premium) to NAV and possibly face trading halts and/or de-listing. The AP concentration risk may be heightened in scenarios where APs have limited or diminished access to the capital required to post collateral.

No Guarantee of Active Trading Market. While Shares are listed on the Exchange, there can be no assurance that an active trading market for the Shares will be maintained. Further, secondary markets may be subject to irregular trading activity, wide bid/

ask spreads and extended trade settlement periods in times of market stress because market makers and APs may step away from making a market in the Shares and in executing creation and redemption orders, which could cause a material deviation in the Fund's market price from its NAV.

Trading Issues. Trading in Shares on the Exchange may be halted due to market conditions or for reasons that, in the view of the Exchange, make trading in Shares inadvisable. In addition, trading in Shares on the Exchange is subject to trading halts caused by extraordinary market volatility pursuant to the Exchange's "circuit breaker" rules. There can be no assurance that the requirements of the Exchange necessary to maintain the listing of the Fund will continue to be met or will remain unchanged.

Passive Management Risk. An investment in the Fund involves risks similar to those of investing in any fund invested in equity securities traded on an exchange, such as market fluctuations caused by such factors as economic and political developments, changes in interest rates and perceived trends in security prices. However, because the Fund is not "actively" managed, unless a specific security is removed from the Rare Earth/Strategic Metals Index, the Fund generally would not sell a security because the security's issuer was in financial trouble. Additionally, unusual market conditions may cause the Rare Earth/Strategic Metals Index provider to postpone a scheduled rebalance or reconstitution, which could cause the Rare Earth/Strategic Metals Index to vary from its normal or expected composition. Therefore, the Fund's performance could be lower than funds that may actively shift their portfolio assets to take advantage of market opportunities or to lessen the impact of a market decline or a decline in the value of one or more issuers.

Fund Shares Trading, Premium/Discount Risk and Liquidity of Fund Shares. The market price of the Shares may fluctuate in response to the Fund's NAV, the intraday value of the Fund's holdings and supply and demand for Shares. The Adviser cannot predict whether Shares will trade above, below, or at their most recent NAV. Disruptions to creations and redemptions, the existence of market volatility or potential lack of an active trading market for Shares (including through a trading halt), as well as other factors, may result in Shares trading at a significant premium or discount to NAV or to the intraday value of the Fund's holdings. If a shareholder purchases Shares at a time when the market price is at a premium to the NAV or sells Shares at a time when the market price is at a discount to the NAV, the shareholder may pay significantly more or receive significantly less than the underlying value of the Shares that were bought or sold or the shareholder may be unable to sell his or her Shares. The securities held by the Fund may be traded in markets that close at a different time than the Exchange. Liquidity in those securities may be reduced after the applicable closing times. Accordingly, during the time when the Exchange is open but after the applicable market closing, fixing or settlement times, bid-ask spreads on the Exchange and the resulting premium or discount to the Shares' NAV may widen. Additionally, in stressed market conditions, the market for the Fund's Shares may become less liquid in response to deteriorating liquidity in the markets for the Fund's underlying portfolio holdings. There are various methods by which investors can purchase and sell Shares. Investors should consult their financial intermediaries before purchasing or selling Shares of the Fund.

Issuer-Specific Changes Risk. The value of individual securities or particular types of securities in the Fund's portfolio can be more volatile than the market as a whole and can perform differently from the value of the market as a whole, which may have a greater impact if the Fund's portfolio is concentrated in a country, group of countries, region, market, industry, group of industries, sector or asset class. The value of securities of smaller issuers can be more volatile than that of larger issuers.

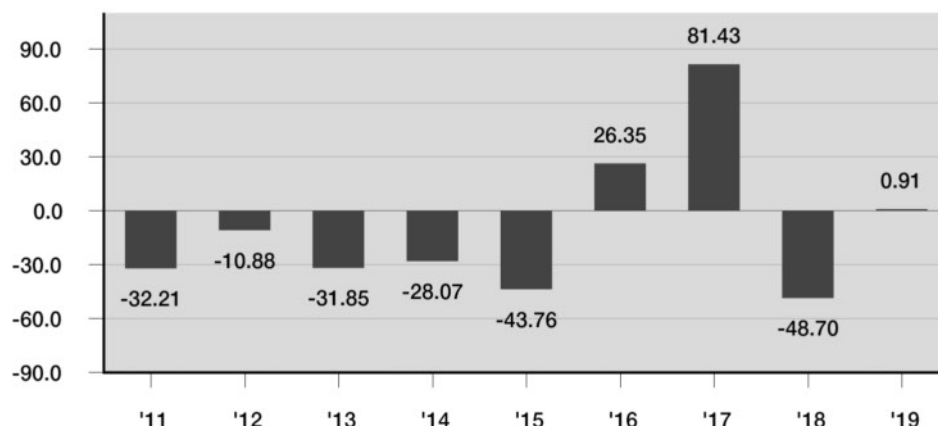
Non-Diversified Risk. The Fund is classified as a "non-diversified" fund under the 1940 Act. Therefore, the Fund may invest a relatively high percentage of its assets in a smaller number of issuers or may invest a larger proportion of its assets in a single issuer. Moreover, the gains and losses on a single investment may have a greater impact on the Fund's NAV and may make the Fund more volatile than more diversified funds. The Fund may be particularly vulnerable to this risk because the Rare Earth/Strategic Metals Index is comprised of a limited number of companies.

Concentration Risk. The Fund's assets may be concentrated in a particular sector or sectors or industry or group of industries to the extent the Rare Earth/Strategic Metals Index concentrates in a particular sector or sectors or industry or group of industries. To the extent that the Fund is concentrated in a particular sector or sectors or industry or group of industries, the Fund will be subject to the risk that economic, political or other conditions that have a negative effect on those sectors and/or industries may negatively impact the Fund to a greater extent than if the Fund's assets were invested in a wider variety of sectors or industries.

PERFORMANCE

The bar chart that follows shows how the Fund performed for the calendar years shown. The table below the bar chart shows the Fund's average annual returns (before and after taxes). The bar chart and table provide an indication of the risks of investing in the Fund by comparing the Fund's performance from year to year and by showing how the Fund's average annual returns for the one year, five year, ten year and/or since inception periods, as applicable, compared with the Fund's benchmark index and a broad measure of market performance. All returns assume reinvestment of dividends and distributions. The Fund's past performance (before and after taxes) is not necessarily indicative of how the Fund will perform in the future. Updated performance information is available online at www.vaneck.com.

Annual Total Returns (%)—Calendar Years



Best Quarter: 45.42% 3Q '17
Worst Quarter: -39.31% 3Q '11

Average Annual Total Returns for the Periods Ended December 31, 2019

The after-tax returns presented in the table below are calculated using the highest historical individual federal marginal income tax rates and do not reflect the impact of state and local taxes. Your actual after-tax returns will depend on your specific tax situation and may differ from those shown below. After-tax returns are not relevant to investors who hold Shares of the Fund through tax-deferred arrangements, such as 401(k) plans or individual retirement accounts.

	Past One Year	Past Five Years	Since Inception (10/27/2010)
VanEck Vectors Rare Earth/Strategic Metals ETF (return before taxes)	0.91%	-7.77%	-14.52%
VanEck Vectors Rare Earth/Strategic Metals ETF (return after taxes on distributions)	0.44%	-9.34%	-15.59%
VanEck Vectors Rare Earth/Strategic Metals ETF (return after taxes on distributions and sale of Fund Shares)	0.72%	-6.16%	-9.07%
MVIS Global Rare Earth/Strategic Metals Index (reflects no deduction for fees, expenses or taxes, except withholding taxes)	-0.75%	-8.46%	-15.08%
S&P 500® Index (reflects no deduction for fees, expenses or taxes)	31.49%	11.70%	13.93%

See "License Agreements and Disclaimers" for important information about the Fund's benchmark index.

PORTFOLIO MANAGEMENT

Investment Adviser. Van Eck Associates Corporation.

Portfolio Managers. The following individuals are jointly and primarily responsible for the day-to-day management of the Fund's portfolio:

Name	Title with Adviser	Date Began Managing the Fund
Peter H. Liao	Portfolio Manager	October 2010
Guo Hua (Jason) Jin	Portfolio Manager	March 2018

PURCHASE AND SALE OF FUND SHARES

For important information about the purchase and sale of Fund Shares, tax information and payments to broker-dealers and other financial intermediaries, please turn to the “Summary Information About Purchases and Sales of Fund Shares, Taxes and Payments to Broker-Dealers and Other Financial Intermediaries” section of this Prospectus.

SUMMARY INFORMATION

INVESTMENT OBJECTIVE

VanEck Vectors® Steel ETF (the “Fund”) seeks to replicate as closely as possible, before fees and expenses, the price and yield performance of the NYSE® Arca Steel Index™ (the “Steel Index”).

FUND FEES AND EXPENSES

The following tables describe the fees and expenses that you may pay if you buy and hold shares of the Fund (“Shares”).

Shareholder Fees *(fees paid directly from your investment)*

None

Annual Fund Operating Expenses

(expenses that you pay each year as a percentage of the value of your investment)

Management Fee	0.50%
Other Expenses	0.21%
Total Annual Fund Operating Expenses ^(a)	0.71%
Fee Waivers and Expense Reimbursement ^(a)	-0.15%
Total Annual Fund Operating Expenses After Fee Waivers and Expense Reimbursement ^(a)	0.56%

^(a) Van Eck Associates Corporation (the “Adviser”) has agreed to waive fees and/or pay Fund expenses to the extent necessary to prevent the operating expenses of the Fund (excluding acquired fund fees and expenses, interest expense, trading expenses, taxes and extraordinary expenses) from exceeding 0.55% of the Fund’s average daily net assets per year until at least May 1, 2021. During such time, the expense limitation is expected to continue until the Fund’s Board of Trustees acts to discontinue all or a portion of such expense limitation

EXPENSE EXAMPLE

This example is intended to help you compare the cost of investing in the Fund with the cost of investing in other funds. This example does not take into account brokerage commissions that you pay when purchasing or selling Shares of the Fund.

The example assumes that you invest \$10,000 in the Fund for the time periods indicated and then redeem all of your Shares at the end of those periods. The example also assumes that your investment has a 5% annual return and that the Fund’s operating expenses remain the same (except that the example incorporates the fee waivers and/or expense reimbursement arrangement for only the first year). Although your actual costs may be higher or lower, based on these assumptions, your costs would be:

YEAR	EXPENSES
1	\$57
3	\$212
5	\$380
10	\$868

PORTFOLIO TURNOVER

The Fund will pay transaction costs, such as commissions, when it purchases and sells securities (or “turns over” its portfolio). A higher portfolio turnover will cause the Fund to incur additional transaction costs and may result in higher taxes when Fund Shares are held in a taxable account. These costs, which are not reflected in annual fund operating expenses or in the example, may affect the Fund’s performance. During the most recent fiscal year, the Fund’s portfolio turnover rate was 19% of the average value of its portfolio.

PRINCIPAL INVESTMENT STRATEGIES

The Fund normally invests at least 80% of its total assets in common stocks and depositary receipts of companies involved in the steel sector. Such companies may include small- and medium-capitalization companies and foreign and emerging market issuers. As of December 31, 2019, the Steel Index included 26 securities of companies with a market capitalization range of between approximately \$197.0 million and \$74.9 billion and a weighted average market capitalization of \$21.8 billion. These amounts are subject to change. The Fund’s 80% investment policy is non-fundamental and may be changed without shareholder approval upon 60 days’ prior written notice to shareholders.

The Fund, using a “passive” or indexing investment approach, attempts to approximate the investment performance of the Steel Index by investing in a portfolio of securities that generally replicates the Steel Index. Unlike many investment companies that try to “beat” the performance of a benchmark index, the Fund does not try to “beat” the Steel Index and does not seek temporary defensive positions when markets decline or appear overvalued. Indexing may eliminate the chance that the Fund will substantially outperform the Steel Index but also may reduce some of the risks of active management, such as poor security selection. The Fund normally invests at least 80% of its total assets in securities that comprise the Steel Index.

The Fund is classified as a non-diversified fund under the Investment Company Act of 1940, as amended (the “1940 Act”), and, therefore, may invest a greater percentage of its assets in a particular issuer. The Fund may concentrate its investments in a particular industry or group of industries to the extent that the Steel Index concentrates in an industry or group of industries. As of December 31, 2019, the Fund was concentrated in the basic materials sector.

PRINCIPAL RISKS OF INVESTING IN THE FUND

Investors in the Fund should be willing to accept a high degree of volatility in the price of the Fund’s Shares and the possibility of significant losses. An investment in the Fund involves a substantial degree of risk. An investment in the Fund is not a deposit with a bank and is not insured or guaranteed by the Federal Deposit Insurance Corporation or any other government agency. Therefore, you should consider carefully the following risks before investing in the Fund, each of which could significantly and adversely affect the value of an investment in the Fund.

Risk of Investing in Steel Companies. The Fund will be sensitive to, and its performance will depend to a greater extent on, the overall condition of steel companies. Competitive pressures may have a significant effect on the financial condition of such steel companies. Also, these companies are highly dependent on the price of steel. These prices may fluctuate substantially over short periods of time, so the Fund’s Share price may be more volatile than other types of investments. These companies are also affected by changes in government regulation, tariffs and trade disputes, world events and economic conditions. Steel companies may benefit from government subsidies or certain trade protections. If those subsidies or trade protections are reduced or removed, the profits of steel companies may be affected, potentially drastically. In addition, these companies are at risk for environmental damage claims.

Special Risk Considerations of Investing in Brazilian Issuers. Investments in securities of Brazilian issuers involve risks and special considerations not typically associated with investments in the U.S. securities markets. The Brazilian economy has been characterized by frequent, and occasionally drastic, interventions by the Brazilian government, including the imposition of wage and price controls, exchange controls, limiting imports and other measures. The Brazilian government has often changed monetary, taxation, credit, trade and other policies to influence the core of Brazil’s economy. Investments in Brazilian securities may be subject to certain restrictions on foreign investment. Brazil has historically experienced high rates of inflation and a high level of debt, each of which may constrain economic growth. Despite rapid development in recent years, Brazil still suffers from high levels of corruption, crime and income disparity. The Brazilian economy is also heavily dependent upon commodity prices and international trade. Unanticipated political or social developments may result in sudden and significant investment losses. An increase in prices for commodities, such as petroleum, the depreciation of the Brazilian real and future governmental measures seeking to maintain the value of the Brazilian real in relation to the U.S. dollar, may trigger increases in inflation in Brazil and may slow the rate of growth of the Brazilian economy.

Special Risk Considerations of Investing in European Issuers. Investments in securities of European issuers involve risks and special considerations not typically associated with investments in the U.S. securities markets. The Economic and Monetary Union (“EMU”) of the European Union (“EU”) requires member countries to comply with restrictions on inflation rates, deficits, interest rates, debt levels and fiscal and monetary controls, each of which may significantly affect every country in Europe. Decreasing imports or exports, changes in governmental or EU regulations on trade, changes in the exchange rate of the euro, the default or threat of default by an EU member country on its sovereign debt, and/or an economic recession in an EU member country may have a significant adverse effect on the economies of EU member countries and on major trading partners outside Europe. The European financial markets have previously experienced, and may continue to experience, volatility and have been adversely affected by concerns about economic downturns, credit rating downgrades, rising government debt levels and possible default on or restructuring of government debt in several European countries. These events have adversely affected, and may in the future affect, the value and exchange rate of the euro and may continue to significantly affect the economies of every country in Europe, including EU member countries that do not use the euro and non-EU member countries. In a referendum held on June 23, 2016, voters in the United Kingdom (“UK”) voted to leave the EU, creating economic and political uncertainty in its wake. On January 31, 2020, the UK officially withdrew from the EU. A transition phase has commenced and is scheduled to conclude on December 31, 2020. During the transition phase, the UK effectively remains in the EU from an economic perspective but no longer has any political representation in the EU Parliament. Significant uncertainty exists regarding the effects such withdrawal will have on the euro, European economies and the global markets.

Risk of Investing in Foreign Securities. Investments in the securities of foreign issuers involve risks beyond those associated with investments in U.S. securities. These additional risks include greater market volatility, the availability of less reliable financial information, higher transactional and custody costs, taxation by foreign governments, decreased market liquidity and political instability. Because certain foreign securities markets may be limited in size, the activity of large traders may have an undue

influence on the prices of securities that trade in such markets. The Fund invests in securities of issuers located in countries whose economies are heavily dependent upon trading with key partners. Any reduction in this trading may have an adverse impact on the Fund's investments.

Risk of Investing in Emerging Market Issuers. Investments in securities of emerging market issuers are exposed to a number of risks that may make these investments volatile in price or difficult to trade. Emerging markets are more likely than developed markets to experience problems with the clearing and settling of trades, as well as the holding of securities by local banks, agents and depositories. Political risks may include unstable governments, nationalization, restrictions on foreign ownership, laws that prevent investors from getting their money out of a country and legal systems that do not protect property rights as well as the laws of the United States. Market risks may also include economies that concentrate in only a few industries, securities issues that are held by only a few investors, liquidity issues and limited trading capacity in local exchanges and the possibility that markets or issues may be manipulated by foreign nationals who have inside information.

Foreign Currency Risk. Because the Fund's assets may be invested in securities denominated in foreign currencies, the proceeds received by the Fund from these investments will generally be in foreign currencies. The Fund's exposure to foreign currencies and changes in the value of foreign currencies versus the U.S. dollar may result in reduced returns for the Fund, and the value of certain foreign currencies may be subject to a high degree of fluctuation. Moreover, the Fund may incur costs in connection with conversions between U.S. dollars and foreign currencies.

Risk of Investing in Depositary Receipts. The Fund may invest in depositary receipts which involve similar risks to those associated with investments in foreign securities. Depositary receipts are receipts listed on U.S. or foreign exchanges issued by banks or trust companies that entitle the holder to all dividends and capital gains that are paid out on the underlying foreign shares. Investments in depositary receipts may be less liquid than the underlying shares in their primary trading market and, if not included in the Steel Index, may negatively affect the Fund's ability to replicate the performance of the Steel Index.

Risk of Investing in the Basic Materials Sector. The Fund will be sensitive to, and its performance may depend to a greater extent on, the overall condition of the basic materials sector. Companies engaged in the production and distribution of basic materials may be adversely affected by changes in world events, political and economic conditions, energy conservation, environmental policies, commodity price volatility, changes in exchange rates, imposition of import controls, increased competition, depletion of resources and labor relations.

Risk of Investing in Small- and Medium-Capitalization Companies. Small- and medium-capitalization companies may be more volatile and more likely than large-capitalization companies to have narrower product lines, fewer financial resources, less management depth and experience and less competitive strength. In addition, these companies often have greater price volatility, lower trading volume and less liquidity than larger more established companies. Returns on investments in securities of small- and medium-capitalization companies could trail the returns on investments in securities of large-capitalization companies.

Equity Securities Risk. The value of the equity securities held by the Fund may fall due to general market and economic conditions, perceptions regarding the markets in which the issuers of securities held by the Fund participate, or factors relating to specific issuers in which the Fund invests. Equity securities are subordinated to preferred securities and debt in a company's capital structure with respect to priority in right to a share of corporate income, and therefore will be subject to greater dividend risk than preferred securities or debt instruments. In addition, while broad market measures of equity securities have historically generated higher average returns than fixed income securities, equity securities have generally also experienced significantly more volatility in those returns, although under certain market conditions fixed income securities may have comparable or greater price volatility.

Market Risk. The prices of the securities in the Fund are subject to the risks associated with investing in the securities market, including general economic conditions, sudden and unpredictable drops in value, exchange trading suspensions and closures and public health risks. These risks may be magnified if certain social, political, economic and other conditions and events (such as natural disasters, epidemics and pandemics, terrorism, conflicts and social unrest) adversely interrupt the global economy; in these and other circumstances, such events or developments might affect companies world-wide. An investment in the Fund may lose money.

Operational Risk. The Fund is exposed to operational risk arising from a number of factors, including, but not limited to, human error, processing and communication errors, errors of the Fund's service providers, counterparties or other third parties, failed or inadequate processes and technology or system failures.

Index Tracking Risk. The Fund's return may not match the return of the Steel Index for a number of reasons. For example, the Fund incurs a number of operating expenses, including taxes, not applicable to the Steel Index and incurs costs associated with buying and selling securities, especially when rebalancing the Fund's securities holdings to reflect changes in the composition of the Steel Index, which are not factored into the return of the Steel Index. Transaction costs, including brokerage costs, will decrease the Fund's net asset value ("NAV") to the extent not offset by the transaction fee payable by an Authorized Participant ("AP"). Market disruptions and regulatory restrictions could have an adverse effect on the Fund's ability to adjust its exposure to the required levels in order to track the Steel Index. Errors in the Steel Index data, the Steel Index computations and/or the

construction of the Steel Index in accordance with its methodology may occur from time to time and may not be identified and corrected by the Steel Index provider for a period of time or at all, which may have an adverse impact on the Fund and its shareholders. Shareholders should understand that any gains from the Steel Index provider's errors will be kept by the Fund and its shareholders and any losses or costs resulting from the Steel Index provider's errors will be borne by the Fund and its shareholders. When the Steel Index is rebalanced and the Fund in turn rebalances its portfolio to attempt to increase the correlation between the Fund's portfolio and the Steel Index, any transaction costs and market exposure arising from such portfolio rebalancing may be borne directly by the Fund and its shareholders. Apart from scheduled rebalances, the Steel Index provider or its agents may carry out additional ad hoc rebalances to the Steel Index. Therefore, errors and additional ad hoc rebalances carried out by the Steel Index provider or its agents to the Steel Index may increase the costs to and the tracking error risk of the Fund. In addition, the Fund may not invest in certain securities included in the Steel Index, or invest in them in the exact proportions in which they are represented in the Steel Index. The Fund's performance may also deviate from the return of the Steel Index due to legal restrictions or limitations imposed by the governments of certain countries, certain listing standards of the Fund's listing exchange (the "Exchange"), a lack of liquidity on stock exchanges in which such securities trade, potential adverse tax consequences or other regulatory reasons (such as diversification requirements). The Fund may value certain of its investments and/or other assets based on fair value prices. To the extent the Fund calculates its NAV based on fair value prices and the value of the Steel Index is based on securities' closing prices on local foreign markets (i.e., the value of the Steel Index is not based on fair value prices), the Fund's ability to track the Steel Index may be adversely affected. In addition, any issues the Fund encounters with regard to currency convertibility (including the cost of borrowing funds, if any) and repatriation may also increase the index tracking risk. When markets are volatile, the ability to sell securities at fair value prices may be adversely impacted and may result in additional trading costs and/or increase the index tracking risk. The Fund may also need to rely on borrowings to meet redemptions, which may lead to increased expenses. For tax efficiency purposes, the Fund may sell certain securities, and such sale may cause the Fund to realize a loss and deviate from the performance of the Steel Index. In light of the factors discussed above, the Fund's return may deviate significantly from the return of the Steel Index. Changes to the composition of the Steel Index in connection with a rebalancing or reconstitution of the Steel Index may cause the Fund to experience increased volatility, during which time the Fund's index tracking risk may be heightened.

Authorized Participant Concentration Risk. The Fund may have a limited number of financial institutions that act as APs, none of which are obligated to engage in creation and/or redemption transactions. To the extent that those APs exit the business, or are unable to or choose not to process creation and/or redemption orders, and no other AP is able to step forward to create and redeem, there may be a significantly diminished trading market for Shares or Shares may trade like closed-end funds at a discount (or premium) to NAV and possibly face trading halts and/or de-listing. The AP concentration risk may be heightened in scenarios where APs have limited or diminished access to the capital required to post collateral.

No Guarantee of Active Trading Market. While Shares are listed on the Exchange, there can be no assurance that an active trading market for the Shares will be maintained. Further, secondary markets may be subject to irregular trading activity, wide bid/ask spreads and extended trade settlement periods in times of market stress because market makers and APs may step away from making a market in the Shares and in executing creation and redemption orders, which could cause a material deviation in the Fund's market price from its NAV.

Trading Issues. Trading in Shares on the Exchange may be halted due to market conditions or for reasons that, in the view of the Exchange, make trading in Shares inadvisable. In addition, trading in Shares on the Exchange is subject to trading halts caused by extraordinary market volatility pursuant to the Exchange's "circuit breaker" rules. There can be no assurance that the requirements of the Exchange necessary to maintain the listing of the Fund will continue to be met or will remain unchanged.

Passive Management Risk. An investment in the Fund involves risks similar to those of investing in any fund invested in equity securities traded on an exchange, such as market fluctuations caused by such factors as economic and political developments, changes in interest rates and perceived trends in security prices. However, because the Fund is not "actively" managed, unless a specific security is removed from the Steel Index, the Fund generally would not sell a security because the security's issuer was in financial trouble. Additionally, unusual market conditions may cause the Steel Index provider to postpone a scheduled rebalance or reconstitution, which could cause the Steel Index to vary from its normal or expected composition. Therefore, the Fund's performance could be lower than funds that may actively shift their portfolio assets to take advantage of market opportunities or to lessen the impact of a market decline or a decline in the value of one or more issuers.

Fund Shares Trading, Premium/Discount Risk and Liquidity of Fund Shares. The market price of the Shares may fluctuate in response to the Fund's NAV, the intraday value of the Fund's holdings and supply and demand for Shares. The Adviser cannot predict whether Shares will trade above, below, or at their most recent NAV. Disruptions to creations and redemptions, the existence of market volatility or potential lack of an active trading market for Shares (including through a trading halt), as well as other factors, may result in Shares trading at a significant premium or discount to NAV or to the intraday value of the Fund's holdings. If a shareholder purchases Shares at a time when the market price is at a premium to the NAV or sells Shares at a time when the market price is at a discount to the NAV, the shareholder may pay significantly more or receive significantly less than the underlying value of the Shares that were bought or sold or the shareholder may be unable to sell his or her Shares. The securities held by the Fund may be traded in markets that close at a different time than the Exchange. Liquidity in those securities may be reduced after the applicable closing times. Accordingly, during the time when the Exchange is open but after the applicable market

VANECK VECTORS® STEEL ETF (continued)

closing, fixing or settlement times, bid-ask spreads on the Exchange and the resulting premium or discount to the Shares' NAV may widen. Additionally, in stressed market conditions, the market for the Fund's Shares may become less liquid in response to deteriorating liquidity in the markets for the Fund's underlying portfolio holdings. There are various methods by which investors can purchase and sell Shares. Investors should consult their financial intermediaries before purchasing or selling Shares of the Fund.

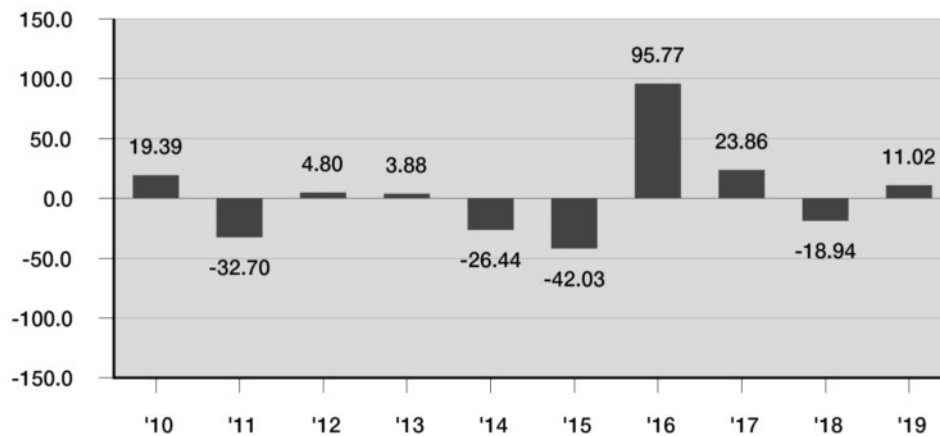
Non-Diversified Risk. The Fund is classified as a "non-diversified" fund under the 1940 Act. Therefore, the Fund may invest a relatively high percentage of its assets in a smaller number of issuers or may invest a larger proportion of its assets in a single issuer. Moreover, the gains and losses on a single investment may have a greater impact on the Fund's NAV and may make the Fund more volatile than more diversified funds.

Concentration Risk. The Fund's assets may be concentrated in a particular sector or sectors or industry or group of industries to the extent the Steel Index concentrates in a particular sector or sectors or industry or group of industries. To the extent that the Fund is concentrated in a particular sector or sectors or industry or group of industries, the Fund will be subject to the risk that economic, political or other conditions that have a negative effect on those sectors and/or industries may negatively impact the Fund to a greater extent than if the Fund's assets were invested in a wider variety of sectors or industries.

PERFORMANCE

The bar chart that follows shows how the Fund performed for the calendar years shown. The table below the bar chart shows the Fund's average annual returns (before and after taxes). The bar chart and table provide an indication of the risks of investing in the Fund by comparing the Fund's performance from year to year and by showing how the Fund's average annual returns for the one year, five year, ten year and/or since inception periods, as applicable, compared with the Fund's benchmark index and a broad measure of market performance. All returns assume reinvestment of dividends and distributions. The Fund's past performance (before and after taxes) is not necessarily indicative of how the Fund will perform in the future. Updated performance information is available online at www.vaneck.com.

Annual Total Returns (%) – Calendar Years



Best Quarter: 27.87% 1Q '16

Worst Quarter: -37.45% 3Q '11

Average Annual Total Returns for the Periods Ended December 31, 2019

The after-tax returns presented in the table below are calculated using the highest historical individual federal marginal income tax rates and do not reflect the impact of state and local taxes. Your actual after-tax returns will depend on your specific tax situation and may differ from those shown below. After-tax returns are not relevant to investors who hold Shares of the Fund through tax-deferred arrangements, such as 401(k) plans or individual retirement accounts.

	Past One Year	Past Five Years	Past Ten Years
VanEck Vectors Steel ETF (return before taxes)	11.02%	4.82%	-2.04%
VanEck Vectors Steel ETF (return after taxes on distributions)	10.35%	3.69%	-2.86%
VanEck Vectors Steel ETF (return after taxes on distributions and sale of Fund Shares)	6.99%	3.36%	-1.72%
NYSE Arca Steel Index (reflects no deduction for fees, expenses or taxes)	11.60%	4.98%	-1.80%
S&P 500® Index (reflects no deduction for fees, expenses or taxes)	31.49%	11.70%	13.56%

See “License Agreements and Disclaimers” for important information about the Fund’s benchmark index.

PORTFOLIO MANAGEMENT

Investment Adviser. Van Eck Associates Corporation.

Portfolio Managers. The following individuals are jointly and primarily responsible for the day-to-day management of the Fund’s portfolio:

Name	Title with Adviser	Date Began Managing the Fund
Peter H. Liao	Portfolio Manager	October 2006
Guo Hua (Jason) Jin	Portfolio Manager	March 2018

PURCHASE AND SALE OF FUND SHARES

For important information about the purchase and sale of Fund Shares, tax information and payments to broker-dealers and other financial intermediaries, please turn to the “Summary Information About Purchases and Sales of Fund Shares, Taxes and Payments to Broker-Dealers and Other Financial Intermediaries” section of this Prospectus.

SUMMARY INFORMATION
INVESTMENT OBJECTIVE

VanEck Vectors® Unconventional Oil & Gas ETF (the “Fund”) seeks to replicate as closely as possible, before fees and expenses, the price and yield performance of the MVIS® Global Unconventional Oil & Gas Index (the “Oil & Gas Index”).

FUND FEES AND EXPENSES

The following tables describe the fees and expenses that you may pay if you buy and hold shares of the Fund (“Shares”).

Shareholder Fees (fees paid directly from your investment)

None

Annual Fund Operating Expenses

(expenses that you pay each year as a percentage of the value of your investment)

Management Fee	0.50%
Other Expenses	0.46%
Total Annual Fund Operating Expenses ^(a)	0.96%
Fee Waivers and Expense Reimbursement ^(a)	-0.42%
Total Annual Fund Operating Expenses After Fee Waivers and Expense Reimbursement ^(a)	0.54%

^(a) Van Eck Associates Corporation (the “Adviser”) has agreed to waive fees and/or pay Fund expenses to the extent necessary to prevent the operating expenses of the Fund (excluding acquired fund fees and expenses, interest expense, trading expenses, taxes and extraordinary expenses) from exceeding 0.54% of the Fund’s average daily net assets per year until at least May 1, 2021. During such time, the expense limitation is expected to continue until the Fund’s Board of Trustees acts to discontinue all or a portion of such expense limitation.

EXPENSE EXAMPLE

This example is intended to help you compare the cost of investing in the Fund with the cost of investing in other funds. This example does not take into account brokerage commissions that you pay when purchasing or selling Shares of the Fund.

The example assumes that you invest \$10,000 in the Fund for the time periods indicated and then redeem all of your Shares at the end of those periods. The example also assumes that your investment has a 5% annual return and that the Fund’s operating expenses remain the same (except that the example incorporates the fee waivers and/or expense reimbursement arrangement for only the first year). Although your actual costs may be higher or lower, based on these assumptions, your costs would be:

YEAR	EXPENSES
1	\$55
3	\$264
5	\$490
10	\$1,140

PORTFOLIO TURNOVER

The Fund will pay transaction costs, such as commissions, when it purchases and sells securities (or “turns over” its portfolio). A higher portfolio turnover will cause the Fund to incur additional transaction costs and may result in higher taxes when Fund Shares are held in a taxable account. These costs, which are not reflected in annual fund operating expenses or in the example, may affect the Fund’s performance. During the most recent fiscal year, the Fund’s portfolio turnover rate was 30% of the average value of its portfolio.

PRINCIPAL INVESTMENT STRATEGIES

The Fund normally invests at least 80% of its total assets in securities that comprise the Fund’s benchmark index. The Oil & Gas Index includes securities of companies involved in the exploration, development, extraction and/or production of unconventional oil and natural gas. To be initially eligible for the Oil & Gas Index, companies must generate at least 50% of their revenues from unconventional oil and gas or that have properties with the potential to generate at least 50% of their revenues from unconventional oil and gas. Such companies may include medium-capitalization companies and foreign issuers. Unconventional oil and natural gas includes coal bed methane, coal seam gas, shale oil, shale gas, tight natural gas, tight oil, tight sands, in situ oil sands and enhanced oil recovery (EOR). Unconventional oil and natural gas sources may be geographically extensive or deeply

embedded in underground rock formations and are difficult to extract profitably without the use of new or developing technologies. Developing technologies include, among others, hydraulic fracturing (process of creating or expanding cracks in underground rock formations by pumping a high pressure mixture of water, sand and/or other additives into them) and horizontal drilling (method of drilling a well to reach a reservoir that is not directly beneath the drilling site). As of December 31, 2019, the Oil & Gas Index included 38 securities of companies with a market capitalization range of between approximately \$867.2 million and \$71.4 billion and a weighted average market capitalization of \$20.3 billion. The Fund's 80% investment policy is non-fundamental and may be changed without shareholder approval upon 60 days' prior written notice to shareholders.

The Fund, using a "passive" or indexing investment approach, attempts before fees and expenses to approximate the investment performance of the Oil & Gas Index by investing in a portfolio of securities that generally replicates the Oil & Gas Index. Unlike many investment companies that try to "beat" the performance of a benchmark index, the Fund does not try to "beat" the Oil & Gas Index and does not seek temporary defensive positions when markets decline or appear overvalued. Indexing may eliminate the chance that the Fund will substantially outperform the Oil & Gas Index but also may reduce some of the risks of active management, such as poor security selection.

The Fund is classified as a non-diversified fund under the Investment Company Act of 1940, as amended (the "1940 Act"), and, therefore, may invest a greater percentage of its assets in a particular issuer. The Fund will concentrate its investments in a particular industry or group of industries to the extent that the Oil & Gas Index concentrates in an industry or group of industries. As of December 31, 2019, the Fund was concentrated in the energy sector and the oil and gas exploration and production sub-industry, and the integrated oil and gas sub-industry represented a significant portion of the Fund.

PRINCIPAL RISKS OF INVESTING IN THE FUND

Investors in the Fund should be willing to accept a high degree of volatility in the price of the Fund's Shares and the possibility of significant losses. An investment in the Fund involves a substantial degree of risk. An investment in the Fund is not a deposit with a bank and is not insured or guaranteed by the Federal Deposit Insurance Corporation or any other government agency. Therefore, you should consider carefully the following risks before investing in the Fund, each of which could significantly and adversely affect the value of an investment in the Fund.

Risk of Investing in Oil and Gas Companies. The Fund will be sensitive to, and its performance will depend to a greater extent on, the overall condition of oil and gas companies. The profitability of oil and gas companies is related to worldwide energy prices, including all sources of energy, and exploration and production costs. The price of oil and gas, the earnings of oil and gas companies, and the value of such companies' securities can be extremely volatile. Such companies are also subject to risks of changes in commodity prices, changes in the global supply of and demand for oil and gas, interest rates, exchange rates, the price of oil and gas and the prices of competitive energy services, the imposition of import controls, world events, friction with certain oil-producing countries and between the governments of the United States and other major exporters of oil to the United States, negative perception, and publicity, depletion of resources, development of alternative energy sources, energy conservation, technological developments, labor relations and general economic conditions, as well as market, economic and political risks of the countries where oil and gas companies are located or do business, fluctuations caused by events relating to international politics, including political instability, expropriation, social unrest and acts of war, acts of terrorism, energy conservation, the success of exploration projects and tax and other governmental regulatory policies. Oil and gas companies operate in a highly competitive and cyclical industry, with intense price competition. A significant portion of their revenues may depend on a relatively small number of customers, including governmental entities and utilities.

Oil and gas companies are exposed to significant and numerous operating hazards. Oil and gas equipment and services, as well as oil and gas, can be significantly affected by natural disasters and adverse weather conditions in the regions in which they operate. The revenues of oil and gas companies may be negatively affected by contract termination and renegotiation. Oil and gas companies are subject to, and may be adversely affected by, extensive federal, state, local and foreign laws, rules and regulations. Oil and gas exploration and production companies may also be adversely affected by environmental damage claims and other types of litigation. Laws and regulations protecting the environment may expose oil and gas companies to liability for the conduct of or conditions caused by others or for acts that were in compliance with all applicable laws at the time they were performed. The international operations of oil and gas companies expose them to risks associated with instability and changes in economic and political conditions, social unrest and acts of war, foreign currency fluctuations, changes in foreign regulations and other risks inherent to international business. Such companies may also have significant capital investments or operations in, or engage in transactions involving, emerging market countries, which may increase these risks.

Risk of Investing in Unconventional Oil and Gas. The Fund will be sensitive to, and its performance will depend to a greater extent on, the overall condition of oil and gas companies. Investments in companies engaged in activities related to the exploration and production, development, extraction, production and/or refining of unconventional oil and natural gas involve risks in addition to those related to oil and gas companies. New or emerging oil and gas resource development projects have limited or no production history. Unconventional oil and gas properties are subject to customary royalty interests, liens incidental to operating agreements, tax liens and other burdens, encumbrances, easements or restrictions. Additionally, unconventional oil and gas production is subject to the risk of changes in the costs of supplies, such as sand, and services, such as water management and disposal. The marketability of unconventional oil and gas production depends in large part on the availability, proximity and

capacity of pipeline systems owned by third parties. The use of methods such as hydraulic fracturing may be subject to new or different regulation in the future and the Environmental Protection Agency has asserted its interest to study and regulate the practice. Any future federal regulations that may be imposed on hydraulic fracturing could result in additional permitting and disclosure requirements (including of substances used in the fracturing process) and in additional operating restrictions. Restrictions on drilling and completion operations could lead to operational delays and increased costs and, moreover, could delay or effectively prevent the development of oil and gas from formations that would not be economically viable without the use of hydraulic fracturing. The use of hydraulic fracturing may produce certain wastes that are not subject to federal regulations governing hazardous wastes, though they may be regulated under other federal and state laws. These wastes may in the future be designated as hazardous wastes and may thus become subject to more rigorous and costly compliance and disposal requirements.

Risk of Investing in the Energy Sector. The Fund will be sensitive to, and its performance may depend to a greater extent on, the overall condition of the energy sector. Companies operating in the energy sector are subject to risks including, but not limited to, economic growth, worldwide demand, political instability in the regions that the companies operate, government regulation stipulating rates charged by utilities, interest rate sensitivity, oil price volatility, energy conservation, environmental policies, depletion of resources, the cost of providing the specific utility services and other factors that they cannot control. In addition, these companies are at risk of civil liability from accidents resulting in injury, loss of life or property, pollution or other environmental damage claims and risk of loss from terrorism and natural disasters. A downturn in the energy sector of the economy, adverse political, legislative or regulatory developments or other events could have a larger impact on the Fund than on an investment company that does not invest a substantial portion of its assets in the energy sector. At times, the performance of securities of companies in the energy sector may lag the performance of other sectors or the broader market as a whole. The price of oil, natural gas and other fossil fuels may decline and/or experience significant volatility, which could adversely impact companies operating in the energy sector.

Risk of Investing in Depositary Receipts. The Fund may invest in depositary receipts which involve similar risks to those associated with investments in foreign securities. Depositary receipts are receipts listed on U.S. or foreign exchanges issued by banks or trust companies that entitle the holder to all dividends and capital gains that are paid out on the underlying foreign shares. Investments in depositary receipts may be less liquid than the underlying shares in their primary trading market and, if not included in the Oil & Gas Index, may negatively affect the Fund's ability to replicate the performance of the Oil & Gas Index.

Risk of Investing in Small- and Medium-Capitalization Companies. Small- and medium-capitalization companies may be more volatile and more likely than large-capitalization companies to have narrower product lines, fewer financial resources, less management depth and experience and less competitive strength. In addition, these companies often have greater price volatility, lower trading volume and less liquidity than larger more established companies. Returns on investments in securities of small- and medium-capitalization companies could trail the returns on investments in securities of large-capitalization companies.

Equity Securities Risk. The value of the equity securities held by the Fund may fall due to general market and economic conditions, perceptions regarding the markets in which the issuers of securities held by the Fund participate, or factors relating to specific issuers in which the Fund invests. Equity securities are subordinated to preferred securities and debt in a company's capital structure with respect to priority in right to a share of corporate income, and therefore will be subject to greater dividend risk than preferred securities or debt instruments. In addition, while broad market measures of equity securities have historically generated higher average returns than fixed income securities, equity securities have generally also experienced significantly more volatility in those returns, although under certain market conditions fixed income securities may have comparable or greater price volatility.

Market Risk. The prices of the securities in the Fund are subject to the risks associated with investing in the securities market, including general economic conditions, sudden and unpredictable drops in value, exchange trading suspensions and closures and public health risks. These risks may be magnified if certain social, political, economic and other conditions and events (such as natural disasters, epidemics and pandemics, terrorism, conflicts and social unrest) adversely interrupt the global economy; in these and other circumstances, such events or developments might affect companies world-wide. An investment in the Fund may lose money.

Operational Risk. The Fund is exposed to operational risk arising from a number of factors, including, but not limited to, human error, processing and communication errors, errors of the Fund's service providers, counterparties or other third parties, failed or inadequate processes and technology or system failures.

Index Tracking Risk. The Fund's return may not match the return of the Oil & Gas Index for a number of reasons. For example, the Fund incurs a number of operating expenses, including taxes, not applicable to the Oil & Gas Index and incurs costs associated with buying and selling securities, especially when rebalancing the Fund's securities holdings to reflect changes in the composition of the Oil & Gas Index, which are not factored into the return of the Oil & Gas Index. Transaction costs, including brokerage costs, will decrease the Fund's net asset value ("NAV") to the extent not offset by the transaction fee payable by an Authorized Participant ("AP"). Market disruptions and regulatory restrictions could have an adverse effect on the Fund's ability to adjust its exposure to the required levels in order to track the Oil & Gas Index. Errors in the Oil & Gas Index data, the Oil & Gas

Index computations and/or the construction of the Oil & Gas Index in accordance with its methodology may occur from time to time and may not be identified and corrected by the Oil & Gas Index provider for a period of time or at all, which may have an adverse impact on the Fund and its shareholders. Shareholders should understand that any gains from the Oil & Gas Index provider's errors will be kept by the Fund and its shareholders and any losses or costs resulting from the Oil & Gas Index provider's errors will be borne by the Fund and its shareholders. When the Oil & Gas Index is rebalanced and the Fund in turn rebalances its portfolio to attempt to increase the correlation between the Fund's portfolio and the Oil & Gas Index, any transaction costs and market exposure arising from such portfolio rebalancing will be borne directly by the Fund and its shareholders. Apart from scheduled rebalances, the Oil & Gas Index provider or its agents may carry out additional ad hoc rebalances to the Oil & Gas Index. Therefore, errors and additional ad hoc rebalances carried out by the Oil & Gas Index provider or its agents to the Oil & Gas Index may increase the costs to and the tracking error risk of the Fund. In addition, the Fund may not invest in certain securities included in the Oil & Gas Index, or invest in them in the exact proportions in which they are represented in the Oil & Gas Index. The Fund's performance may also deviate from the return of the Oil & Gas Index due to legal restrictions or limitations imposed by the governments of certain countries, certain listing standards of the Fund's listing exchange (the "Exchange"), a lack of liquidity on stock exchanges in which such securities trade, potential adverse tax consequences or other regulatory reasons (such as diversification requirements). The Fund may value certain of its investments and/or other assets based on fair value prices. To the extent the Fund calculates its NAV based on fair value prices and the value of the Oil & Gas Index is based on securities' closing prices on local foreign markets (i.e., the value of the Oil & Gas Index is not based on fair value prices), the Fund's ability to track the Oil & Gas Index may be adversely affected. In addition, any issues the Fund encounters with regard to currency convertibility (including the cost of borrowing funds, if any) and repatriation may also increase the index tracking risk. When markets are volatile, the ability to sell securities at fair value prices may be adversely impacted and may result in additional trading costs and/or increase the index tracking risk. For tax efficiency purposes, the Fund may sell certain securities, and such sale may cause the Fund to realize a loss and deviate from the performance of the Oil & Gas Index. In light of the factors discussed above, the Fund's return may deviate significantly from the return of the Oil & Gas Index. Changes to the composition of the Oil & Gas Index in connection with a rebalancing or reconstitution of the Oil & Gas Index may cause the Fund to experience increased volatility, during which time the Fund's index tracking risk may be heightened.

Authorized Participant Concentration Risk. The Fund may have a limited number of financial institutions that act as APs, none of which are obligated to engage in creation and/or redemption transactions. To the extent that those APs exit the business, or are unable to or choose not to process creation and/or redemption orders, and no other AP is able to step forward to create and redeem, there may be a significantly diminished trading market for Shares or Shares may trade like closed-end funds at a discount (or premium) to NAV and possibly face trading halts and/or de-listing. The AP concentration risk may be heightened in scenarios where APs have limited or diminished access to the capital required to post collateral.

No Guarantee of Active Trading Market. While Shares are listed on the Exchange, there can be no assurance that an active trading market for the Shares will be maintained. Further, secondary markets may be subject to irregular trading activity, wide bid/ask spreads and extended trade settlement periods in times of market stress because market makers and APs may step away from making a market in the Shares and in executing creation and redemption orders, which could cause a material deviation in the Fund's market price from its NAV.

Trading Issues. Trading in Shares on the Exchange may be halted due to market conditions or for reasons that, in the view of the Exchange, make trading in Shares inadvisable. In addition, trading in Shares on the Exchange is subject to trading halts caused by extraordinary market volatility pursuant to the Exchange's "circuit breaker" rules. There can be no assurance that the requirements of the Exchange necessary to maintain the listing of the Fund will continue to be met or will remain unchanged.

Passive Management Risk. An investment in the Fund involves risks similar to those of investing in any fund invested in equity securities traded on an exchange, such as market fluctuations caused by such factors as economic and political developments, changes in interest rates and perceived trends in security prices. However, because the Fund is not "actively" managed, unless a specific security is removed from the Oil & Gas Index, the Fund generally would not sell a security because the security's issuer was in financial trouble. Additionally, unusual market conditions may cause the Oil & Gas Index provider to postpone a scheduled rebalance or reconstitution, which could cause the Oil & Gas Index to vary from its normal or expected composition. Therefore, the Fund's performance could be lower than funds that may actively shift their portfolio assets to take advantage of market opportunities or to lessen the impact of a market decline or a decline in the value of one or more issuers.

Fund Shares Trading, Premium/Discount Risk and Liquidity of Fund Shares. The market price of the Shares may fluctuate in response to the Fund's NAV, the intraday value of the Fund's holdings and supply and demand for Shares. The Adviser cannot predict whether Shares will trade above, below, or at their most recent NAV. Disruptions to creations and redemptions, the existence of market volatility or potential lack of an active trading market for Shares (including through a trading halt), as well as other factors, may result in Shares trading at a significant premium or discount to NAV or to the intraday value of the Fund's holdings. If a shareholder purchases Shares at a time when the market price is at a premium to the NAV or sells Shares at a time when the market price is at a discount to the NAV, the shareholder may pay significantly more or receive significantly less than the underlying value of the Shares that were bought or sold or the shareholder may be unable to sell his or her Shares. The securities held by the Fund may be traded in markets that close at a different time than the Exchange. Liquidity in those securities may be reduced after the applicable closing times. Accordingly, during the time when the Exchange is open but after the applicable market

VANECK VECTORS® UNCONVENTIONAL OIL & GAS ETF (continued)

closing, fixing or settlement times, bid-ask spreads on the Exchange and the resulting premium or discount to the Shares' NAV may widen. Additionally, in stressed market conditions, the market for the Fund's Shares may become less liquid in response to deteriorating liquidity in the markets for the Fund's underlying portfolio holdings. There are various methods by which investors can purchase and sell Shares. Investors should consult their financial intermediaries before purchasing or selling Shares of the Fund.

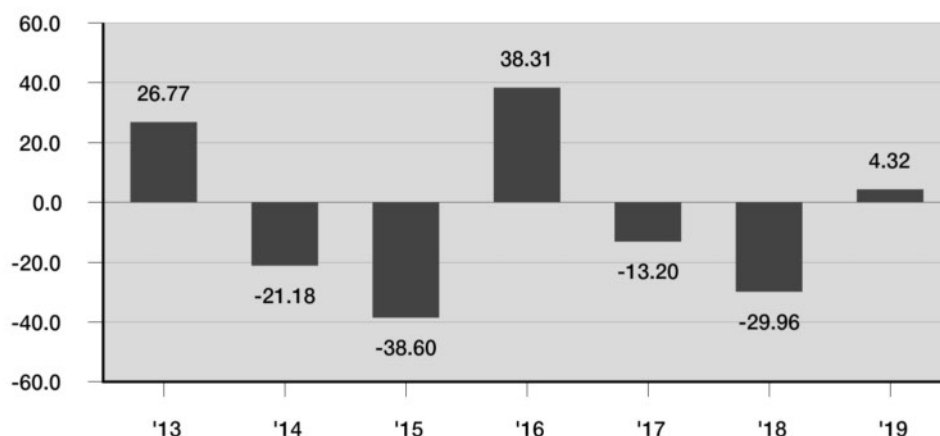
Non-Diversified Risk. The Fund is classified as a "non-diversified" fund under the 1940 Act. Therefore, the Fund may invest a relatively high percentage of its assets in a smaller number of issuers or may invest a larger proportion of its assets in a single issuer. Moreover, the gains and losses on a single investment may have a greater impact on the Fund's NAV and may make the Fund more volatile than more diversified funds.

Concentration Risk. The Fund's assets may be concentrated in a particular sector or sectors or industry or group of industries to the extent the Oil & Gas Index concentrates in a particular sector or sectors or industry or group of industries. To the extent that the Fund is concentrated in a particular sector or sectors or industry or group of industries, the Fund will be subject to the risk that economic, political or other conditions that have a negative effect on those sectors and/or industries may negatively impact the Fund to a greater extent than if the Fund's assets were invested in a wider variety of sectors or industries.

PERFORMANCE

The bar chart that follows shows how the Fund performed for the calendar years shown. The table below the bar chart shows the Fund's average annual returns (before and after taxes). The bar chart and table provide an indication of the risks of investing in the Fund by comparing the Fund's performance from year to year and by showing how the Fund's average annual returns for the one year, five year, ten year and/or since inception periods, as applicable, compared with the Fund's benchmark index and a broad measure of market performance. All returns assume reinvestment of dividends and distributions. The Fund's past performance (before and after taxes) is not necessarily indicative of how the Fund will perform in the future. Updated performance information is available online at www.vaneck.com.

Annual Total Returns (%) – Calendar Years



Best Quarter: 17.56% 2Q '16

Worst Quarter: -35.83% 4Q '18

Average Annual Total Returns for the Periods Ended December 31, 2019

The after-tax returns presented in the table below are calculated using the highest historical individual federal marginal income tax rates and do not reflect the impact of state and local taxes. Your actual after-tax returns will depend on your specific tax situation and may differ from those shown below. After-tax returns are not relevant to investors who hold Shares of the Fund through tax-deferred arrangements, such as 401(k) plans or individual retirement accounts.

	Past One Year	Past Five Years	Since Inception (2/14/2012)
VanEck Vectors Unconventional Oil & Gas ETF (return before taxes)	4.32%	-11.64%	-8.67%
VanEck Vectors Unconventional Oil & Gas ETF (return after taxes on distributions)	3.88%	-11.92%	-8.92%
VanEck Vectors Unconventional Oil & Gas ETF (return after taxes on distributions and sale of Fund Shares)	2.87%	-8.30%	-6.00%
MVIS Global Unconventional Oil & Gas Index (reflects no deduction for fees, expenses or taxes, except withholding taxes)	4.43%	-11.48%	-8.51%
S&P 500® Index (reflects no deduction for fees, expenses or taxes)	31.49%	11.70%	14.06%

See “License Agreements and Disclaimers” for important information about the Fund’s benchmark index.

PORTFOLIO MANAGEMENT

Investment Adviser. Van Eck Associates Corporation.

Portfolio Managers. The following individuals are jointly and primarily responsible for the day-to-day management of the Fund’s portfolio:

Name	Title with Adviser	Date Began Managing the Fund
Peter H. Liao	Portfolio Manager	February 2012
Guo Hua (Jason) Jin	Portfolio Manager	March 2018

PURCHASE AND SALE OF FUND SHARES

For important information about the purchase and sale of Fund Shares, tax information and payments to broker-dealers and other financial intermediaries, please turn to the “Summary Information About Purchases and Sales of Fund Shares, Taxes and Payments to Broker-Dealers and Other Financial Intermediaries” section of this Prospectus.

SUMMARY INFORMATION
INVESTMENT OBJECTIVE

VanEck Vectors® Uranium+Nuclear Energy ETF (the “Fund”) seeks to replicate as closely as possible, before fees and expenses, the price and yield performance of the MVIS® Global Uranium & Nuclear Energy Index (the “Nuclear Energy Index”).

FUND FEES AND EXPENSES

The following tables describe the fees and expenses that you may pay if you buy and hold shares of the Fund (“Shares”).

Shareholder Fees (fees paid directly from your investment)

None

Annual Fund Operating Expenses

(expenses that you pay each year as a percentage of the value of your investment)

Management Fee	0.50%
Other Expenses	0.43%
Total Annual Fund Operating Expenses ^(a)	0.93%
Fee Waivers and Expense Reimbursement ^(a)	-0.32%
Total Annual Fund Operating Expenses After Fee Waivers and Expense Reimbursement ^(a)	0.61%

^(a) Van Eck Associates Corporation (the “Adviser”) has agreed to waive fees and/or pay Fund expenses to the extent necessary to prevent the operating expenses of the Fund (excluding acquired fund fees and expenses, interest expense, trading expenses, taxes and extraordinary expenses) from exceeding 0.60% of the Fund’s average daily net assets per year until at least May 1, 2021. During such time, the expense limitation is expected to continue until the Fund’s Board of Trustees acts to discontinue all or a portion of such expense limitation.

EXPENSE EXAMPLE

This example is intended to help you compare the cost of investing in the Fund with the cost of investing in other funds. This example does not take into account brokerage commissions that you pay when purchasing or selling Shares of the Fund.

The example assumes that you invest \$10,000 in the Fund for the time periods indicated and then redeem all of your Shares at the end of those periods. The example also assumes that your investment has a 5% annual return and that the Fund’s operating expenses remain the same (except that the example incorporates the fee waivers and/or expense reimbursement arrangement for only the first year). Although your actual costs may be higher or lower, based on these assumptions, your costs would be:

YEAR	EXPENSES
1	\$62
3	\$264
5	\$483
10	\$1,114

PORTFOLIO TURNOVER

The Fund will pay transaction costs, such as commissions, when it purchases and sells securities (or “turns over” its portfolio). A higher portfolio turnover will cause the Fund to incur additional transaction costs and may result in higher taxes when Fund Shares are held in a taxable account. These costs, which are not reflected in annual fund operating expenses or in the example, may affect the Fund’s performance. During the most recent fiscal year, the Fund’s portfolio turnover rate was 15% of the average value of its portfolio.

PRINCIPAL INVESTMENT STRATEGIES

The Fund normally invests at least 80% of its total assets in securities that comprise the Fund’s benchmark index. The Nuclear Energy Index includes equity securities and depositary receipts issued by companies involved in uranium and nuclear energy. To be initially eligible for the Nuclear Energy Index, companies must generate at least 50% of their revenues from (i) uranium mining or uranium mining projects that have the potential to generate at least 50% of a company’s revenues from uranium when developed; (ii) the construction, engineering and maintenance of nuclear power facilities and nuclear reactors; (iii) the production of electricity from nuclear sources; or (iv) equipment and technology or services to the nuclear power industry. Such companies may include medium-capitalization companies and foreign issuers. As of December 31, 2019, the Nuclear Energy Index included 25 securities

of companies with a market capitalization range of between approximately \$188.7 million and \$68.2 billion and a weighted average market capitalization of \$25.1 billion. These amounts are subject to change. The Fund's 80% investment policy is non-fundamental and may be changed without shareholder approval upon 60 days' prior written notice to shareholders.

The Fund, using a "passive" or indexing investment approach, attempts to approximate the investment performance of the Nuclear Energy Index by investing in a portfolio of securities that generally replicates the Nuclear Energy Index. Unlike many investment companies that try to "beat" the performance of a benchmark index, the Fund does not try to "beat" the Nuclear Energy Index and does not seek temporary defensive positions when markets decline or appear overvalued. Indexing may eliminate the chance that the Fund will substantially outperform the Nuclear Energy Index but also may reduce some of the risks of active management, such as poor security selection.

The Fund is classified as a non-diversified fund under the Investment Company Act of 1940, as amended (the "1940 Act"), and, therefore, may invest a greater percentage of its assets in a particular issuer. The Fund may concentrate its investments in a particular industry or group of industries to the extent that the Nuclear Energy Index concentrates in an industry or group of industries. As of December 31, 2019, the Fund was concentrated in the utilities sector.

PRINCIPAL RISKS OF INVESTING IN THE FUND

Investors in the Fund should be willing to accept a high degree of volatility in the price of the Fund's Shares and the possibility of significant losses. An investment in the Fund involves a substantial degree of risk. An investment in the Fund is not a deposit with a bank and is not insured or guaranteed by the Federal Deposit Insurance Corporation or any other government agency. Therefore, you should consider carefully the following risks before investing in the Fund, each of which could significantly and adversely affect the value of an investment in the Fund.

Risk of Investing in Nuclear Energy Companies. The Fund will be sensitive to, and its performance will depend to a greater extent on, the overall condition of nuclear energy companies. Nuclear energy companies may face considerable risk as a result of, among other risks, incidents and accidents, breaches of security, ill-intentioned acts of terrorism, air crashes, natural disasters (such as floods or earthquakes), equipment malfunctions or mishandling in storage, handling, transportation, treatment or conditioning of substances and nuclear materials. Such events could have serious consequences, especially in case of radioactive contamination and irradiation of the environment, for the general population, as well as a material, negative impact on the Fund's portfolio companies and thus the Fund's financial situation. In addition, nuclear energy companies are subject to competitive risk associated with the prices of other energy sources, such as natural gas and oil. Consumers of nuclear energy may have the ability to switch between nuclear energy and other energy sources and, as a result, during periods when competing energy sources are less expensive, the revenues of nuclear energy companies may decline with a corresponding impact on earnings.

Nuclear activity is also subject to particularly detailed and restrictive regulations, with a scheme for the monitoring and periodic re-examination of operating authorization, which primarily takes into account nuclear safety, environmental and public health protection, and also national security considerations (terrorist threats in particular). These regulations and any future regulations may be subject to significant tightening by national and international authorities. This could result in increased operating costs, which would have a negative impact on the Fund's portfolio companies and may cause operating businesses related to nuclear energy to become unprofitable or impractical to operate. Furthermore, uranium prices are subject to fluctuation. The price of uranium has been and will continue to be affected by numerous factors beyond the Fund's control. With respect to uranium, such factors include the demand for nuclear power, political and economic conditions in uranium producing and consuming countries, uranium supply from secondary sources and uranium production levels and costs of production. In addition, the prices of crude oil, natural gas and electricity produced from traditional hydro power and possibly other undiscovered energy sources could potentially have a negative impact on the competitiveness of nuclear energy companies in which the Fund invests.

Special Risk Considerations of Investing in Asian Issuers. Investments in securities of Asian issuers involve risks and special considerations not typically associated with investments in the U.S. securities markets. Certain Asian economies have experienced over-extension of credit, currency devaluations and restrictions, high unemployment, high inflation, decreased exports and economic recessions. Economic events in any one Asian country can have a significant effect on the entire Asian region as well as on major trading partners outside Asia, and any adverse effect on some or all of the Asian countries and regions in which the Fund invests. The securities markets in some Asian economies are relatively underdeveloped and may subject the Fund to higher action costs or greater uncertainty than investments in more developed securities markets. Such risks may adversely affect the value of the Fund's investments.

Risk of Investing in Foreign Securities. Investments in the securities of foreign issuers involve risks beyond those associated with investments in U.S. securities. These additional risks include greater market volatility, the availability of less reliable financial information, higher transactional and custody costs, taxation by foreign governments, decreased market liquidity and political instability. Because certain foreign securities markets may be limited in size, the activity of large traders may have an undue influence on the prices of securities that trade in such markets. The Fund invests in securities of issuers located in countries whose economies are heavily dependent upon trading with key partners. Any reduction in this trading may have an adverse impact on the Fund's investments.

Foreign Currency Risk. Because the Fund's assets may be invested in securities denominated in foreign currencies, the proceeds received by the Fund from these investments will generally be in foreign currencies. The Fund's exposure to foreign currencies and changes in the value of foreign currencies versus the U.S. dollar may result in reduced returns for the Fund, and the value of certain foreign currencies may be subject to a high degree of fluctuation. Moreover, the Fund may incur costs in connection with conversions between U.S. dollars and foreign currencies.

Risk of Investing in Depositary Receipts. The Fund may invest in depositary receipts which involve similar risks to those associated with investments in foreign securities. Depositary receipts are receipts listed on U.S. or foreign exchanges issued by banks or trust companies that entitle the holder to all dividends and capital gains that are paid out on the underlying foreign shares. Investments in depositary receipts may be less liquid than the underlying shares in their primary trading market and, if not included in the Nuclear Energy Index, may negatively affect the Fund's ability to replicate the performance of the Nuclear Energy Index.

Risk of Investing in the Utilities Sector. The Fund will be sensitive to, and its performance may depend to a greater extent on, the overall condition of the utilities sector. Companies in the utilities sector may be adversely affected by changes in exchange rates, domestic and international competition, difficulty in raising adequate amounts of capital and governmental limitation on rates charged to customers.

Risk of Investing in Small- and Medium-Capitalization Companies. Small- and medium-capitalization companies may be more volatile and more likely than large-capitalization companies to have narrower product lines, fewer financial resources, less management depth and experience and less competitive strength. In addition, these companies often have greater price volatility, lower trading volume and less liquidity than larger, more established companies. Returns on investments in securities of small- and medium-capitalization companies could trail the returns on investments in securities of large-capitalization companies.

Risk of Cash Transactions. Unlike other exchange-traded funds ("ETFs"), the Fund expects to effect its creations and redemptions partially for in-kind securities and partially for cash, rather than wholly for in-kind securities. Therefore, it may be required to sell portfolio securities and subsequently incur brokerage costs and/or recognize gains or losses on such sales that the Fund might not have recognized if it were to distribute portfolio securities in kind. As such, investments in Shares may be less tax-efficient than an investment in a conventional ETF.

Equity Securities Risk. The value of the equity securities held by the Fund may fall due to general market and economic conditions, perceptions regarding the markets in which the issuers of securities held by the Fund participate, or factors relating to specific issuers in which the Fund invests. Equity securities are subordinated to preferred securities and debt in a company's capital structure with respect to priority in right to a share of corporate income, and therefore will be subject to greater dividend risk than preferred securities or debt instruments. In addition, while broad market measures of equity securities have historically generated higher average returns than fixed income securities, equity securities have generally also experienced significantly more volatility in those returns, although under certain market conditions fixed income securities may have comparable or greater price volatility.

Market Risk. The prices of the securities in the Fund are subject to the risks associated with investing in the securities market, including general economic conditions, sudden and unpredictable drops in value, exchange trading suspensions and closures and public health risks. These risks may be magnified if certain social, political, economic and other conditions and events (such as natural disasters, epidemics and pandemics, terrorism, conflicts and social unrest) adversely interrupt the global economy; in these and other circumstances, such events or developments might affect companies world-wide. An investment in the Fund may lose money.

Operational Risk. The Fund is exposed to operational risk arising from a number of factors, including, but not limited to, human error, processing and communication errors, errors of the Fund's service providers, counterparties or other third parties, failed or inadequate processes and technology or system failures.

Index Tracking Risk. The Fund's return may not match the return of the Nuclear Energy Index for a number of reasons. For example, the Fund incurs a number of operating expenses, including taxes, not applicable to the Nuclear Energy Index and incurs costs associated with buying and selling securities, especially when rebalancing the Fund's securities holdings to reflect changes in the composition of the Nuclear Energy Index and raising cash to meet redemptions or deploying cash in connection with newly created Creation Units, which are not factored into the return of the Nuclear Energy Index. Transaction costs, including brokerage costs, will decrease the Fund's net asset value ("NAV") to the extent not offset by the transaction fee payable by an Authorized Participant ("AP"). Market disruptions and regulatory restrictions could have an adverse effect on the Fund's ability to adjust its exposure to the required levels in order to track the Nuclear Energy Index. Errors in the Nuclear Energy Index data, the Nuclear Energy Index computations and/or the construction of the Nuclear Energy Index in accordance with its methodology may occur from time to time and may not be identified and corrected by the Nuclear Energy Index provider for a period of time or at all, which may have an adverse impact on the Fund and its shareholders. Shareholders should understand that any gains from the Nuclear Energy Index provider's errors will be kept by the Fund and its shareholders and any losses or costs resulting from the Nuclear Energy Index provider's errors will be borne by the Fund and its shareholders. When the Nuclear Energy Index is rebalanced and the Fund in turn rebalances its portfolio to attempt to increase the correlation between the Fund's portfolio and the Nuclear Energy

Index, any transaction costs and market exposure arising from such portfolio rebalancing will be borne directly by the Fund and its shareholders. Apart from scheduled rebalances, the Nuclear Energy Index provider or its agents may carry out additional ad hoc rebalances to the Nuclear Energy Index. Therefore, errors and additional ad hoc rebalances carried out by the Nuclear Energy Index provider or its agents to the Nuclear Energy Index may increase the costs to and the tracking error risk of the Fund. In addition, the Fund may not invest in certain securities included in the Nuclear Energy Index, or invest in them in the exact proportions in which they are represented in the Nuclear Energy Index. The Fund's performance may also deviate from the return of the Nuclear Energy Index due to legal restrictions or limitations imposed by the governments of certain countries, certain listing standards of the Fund's listing exchange (the "Exchange"), a lack of liquidity on stock exchanges in which such securities trade, potential adverse tax consequences or other regulatory reasons (such as diversification requirements). The Fund may value certain of its investments and/or other assets based on fair value prices. To the extent the Fund calculates its NAV based on fair value prices and the value of the Nuclear Energy Index is based on securities' closing prices on local foreign markets (i.e., the value of the Nuclear Energy Index is not based on fair value prices), the Fund's ability to track the Nuclear Energy Index may be adversely affected. In addition, any issues the Fund encounters with regard to currency convertibility (including the cost of borrowing funds, if any) and repatriation may also increase the index tracking risk. When markets are volatile, the ability to sell securities at fair value prices may be adversely impacted and may result in additional trading costs and/or increase the index tracking risk. For tax efficiency purposes, the Fund may sell certain securities, and such sale may cause the Fund to realize a loss and deviate from the performance of the Nuclear Energy Index. In light of the factors discussed above, the Fund's return may deviate significantly from the return of the Nuclear Energy Index. Changes to the composition of the Nuclear Energy Index in connection with a rebalancing or reconstitution of the Nuclear Energy Index may cause the Fund to experience increased volatility, during which time the Fund's index tracking risk may be heightened.

Authorized Participant Concentration Risk. The Fund may have a limited number of financial institutions that act as APs, none of which are obligated to engage in creation and/or redemption transactions. To the extent that those APs exit the business, or are unable to or choose not to process creation and/or redemption orders, and no other AP is able to step forward to create and redeem, there may be a significantly diminished trading market for Shares or Shares may trade like closed-end funds at a discount (or premium) to NAV and possibly face trading halts and/or de-listing. The AP concentration risk may be heightened in scenarios where APs have limited or diminished access to the capital required to post collateral.

No Guarantee of Active Trading Market. While Shares are listed on the Exchange, there can be no assurance that an active trading market for the Shares will be maintained. Further, secondary markets may be subject to irregular trading activity, wide bid/ask spreads and extended trade settlement periods in times of market stress because market makers and APs may step away from making a market in the Shares and in executing creation and redemption orders, which could cause a material deviation in the Fund's market price from its NAV.

Trading Issues. Trading in Shares on the Exchange may be halted due to market conditions or for reasons that, in the view of the Exchange, make trading in Shares inadvisable. In addition, trading in Shares on the Exchange is subject to trading halts caused by extraordinary market volatility pursuant to the Exchange's "circuit breaker" rules. There can be no assurance that the requirements of the Exchange necessary to maintain the listing of the Fund will continue to be met or will remain unchanged.

Passive Management Risk. An investment in the Fund involves risks similar to those of investing in any fund invested in equity securities traded on an exchange, such as market fluctuations caused by such factors as economic and political developments, changes in interest rates and perceived trends in security prices. However, because the Fund is not "actively" managed, unless a specific security is removed from the Nuclear Energy Index, the Fund generally would not sell a security because the security's issuer was in financial trouble. Additionally, unusual market conditions may cause the Nuclear Energy Index provider to postpone a scheduled rebalance or reconstitution, which could cause the Nuclear Energy Index to vary from its normal or expected composition. Therefore, the Fund's performance could be lower than funds that may actively shift their portfolio assets to take advantage of market opportunities or to lessen the impact of a market decline or a decline in the value of one or more issuers.

Fund Shares Trading, Premium/Discount Risk and Liquidity of Fund Shares. The market price of the Shares may fluctuate in response to the Fund's NAV, the intraday value of the Fund's holdings and supply and demand for Shares. The Adviser cannot predict whether Shares will trade above, below, or at their most recent NAV. Disruptions to creations and redemptions, the existence of market volatility or potential lack of an active trading market for Shares (including through a trading halt), as well as other factors, may result in Shares trading at a significant premium or discount to NAV or to the intraday value of the Fund's holdings. If a shareholder purchases Shares at a time when the market price is at a premium to the NAV or sells Shares at a time when the market price is at a discount to the NAV, the shareholder may pay significantly more or receive significantly less than the underlying value of the Shares that were bought or sold or the shareholder may be unable to sell his or her Shares. The securities held by the Fund may be traded in markets that close at a different time than the Exchange. Liquidity in those securities may be reduced after the applicable closing times. Accordingly, during the time when the Exchange is open but after the applicable market closing, fixing or settlement times, bid-ask spreads on the Exchange and the resulting premium or discount to the Shares' NAV may widen. Additionally, in stressed market conditions, the market for the Fund's Shares may become less liquid in response to deteriorating liquidity in the markets for the Fund's underlying portfolio holdings. There are various methods by which investors can purchase and sell Shares. Investors should consult their financial intermediaries before purchasing or selling Shares of the Fund.

Issuer-Specific Changes Risk. The value of individual securities or particular types of securities in the Fund's portfolio can be more volatile than the market as a whole and can perform differently from the value of the market as a whole, which may have a greater impact if the Fund's portfolio is concentrated in a country, group of countries, region, market, industry, group of industries, sector or asset class. The value of securities of smaller issuers can be more volatile than that of larger issuers.

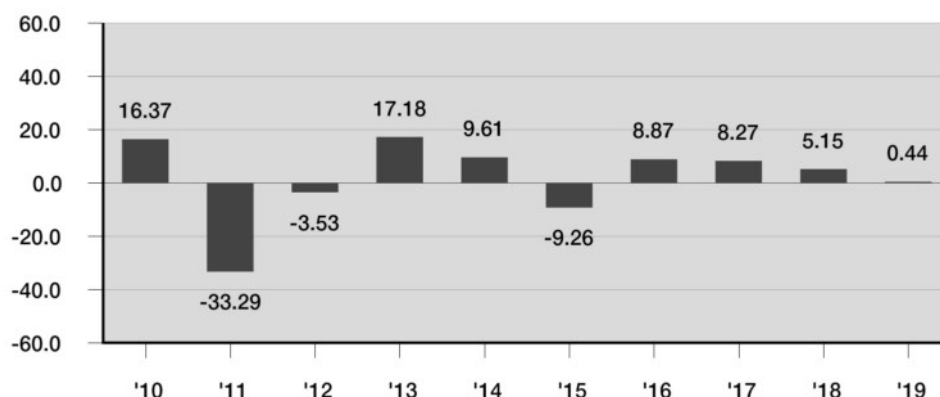
Non-Diversified Risk. The Fund is classified as a "non-diversified" fund under the 1940 Act. Therefore, the Fund may invest a relatively high percentage of its assets in a smaller number of issuers or may invest a larger proportion of its assets in a single issuer. Moreover, the gains and losses on a single investment may have a greater impact on the Fund's NAV and may make the Fund more volatile than more diversified funds. The Fund may be particularly vulnerable to this risk because the Nuclear Energy Index is comprised of a limited number of companies.

Concentration Risk. The Fund's assets may be concentrated in a particular sector or sectors or industry or group of industries to the extent the Nuclear Energy Index concentrates in a particular sector or sectors or industry or group of industries. To the extent that the Fund is concentrated in a particular sector or sectors or industry or group of industries, the Fund will be subject to the risk that economic, political or other conditions that have a negative effect on those sector and/or industries may negatively impact the Fund to a greater extent than if the Fund's assets were invested in a wider variety of sectors or industries.

PERFORMANCE

The bar chart that follows shows how the Fund performed for the calendar years shown. The table below the bar chart shows the Fund's average annual returns (before and after taxes). The bar chart and table provide an indication of the risks of investing in the Fund by comparing the Fund's performance from year to year and by showing how the Fund's average annual returns for the one year, five year, ten year and/or since inception periods, as applicable, compared with the Fund's benchmark index and a broad measure of market performance. Prior to March 24, 2014, the Fund sought to replicate as closely as possible, before fees and expenses, the price and yield performance of the DAXglobal® Nuclear Energy Index (the "Prior Index"). Therefore, performance information prior to March 24, 2014 reflects the performance of the Fund while seeking to track the Prior Index. All returns assume reinvestment of dividends and distributions. The Fund's past performance (before and after taxes) is not necessarily indicative of how the Fund will perform in the future. Updated performance information is available online at www.vaneck.com.

Annual Total Returns (%)—Calendar Years



Best Quarter: 24.86% 4Q '10

Worst Quarter: -20.60% 3Q '11

Average Annual Total Returns for the Periods Ended December 31, 2019

The after-tax returns presented in the table below are calculated using the highest historical individual federal marginal income tax rates and do not reflect the impact of state and local taxes. Your actual after-tax returns will depend on your specific tax situation and may differ from those shown below. After-tax returns are not relevant to investors who hold Shares of the Fund through tax-deferred arrangements, such as 401(k) plans or individual retirement accounts.

	Past One Year	Past Five Years	Past Ten Years
VanEck Vectors Uranium+Nuclear Energy ETF (return before taxes)	0.44%	2.47%	0.83%
VanEck Vectors Uranium+Nuclear Energy ETF (return after taxes on distributions)	-0.13%	1.62%	-0.27%
VanEck Vectors Uranium+Nuclear Energy ETF (return after taxes distributions and sale of Fund Shares)	0.66%	1.85%	0.41%
MVIS Global Uranium & Nuclear Energy Index (reflects no deduction for fees, expenses or taxes, except withholding taxes)*	0.57%	2.01%	0.48%
S&P 500® Index (reflects no deduction for fees, expenses or taxes)	31.49%	11.70%	13.56%

* Prior to March 24, 2014, the Fund sought to replicate as closely as possible, before fees and expenses, the price and yield performance of the Prior Index. Therefore, performance information prior to March 24, 2014 reflects the performance of the Fund while seeking to track the Prior Index. Prior to March 24, 2014, index data reflects that of the Prior Index. From March 24, 2014, the index data reflects that of the Nuclear Energy Index.

See “License Agreements and Disclaimers” for important information about the Fund’s benchmark index.

PORTFOLIO MANAGEMENT

Investment Adviser. Van Eck Associates Corporation.

Portfolio Managers. The following individuals are jointly and primarily responsible for the day-to-day management of the Fund’s portfolio:

Name	Title with Adviser	Date Began Managing the Fund
Peter H. Liao	Portfolio Manager	August 2007
Guo Hua (Jason) Jin	Portfolio Manager	March 2018

PURCHASE AND SALE OF FUND SHARES

For important information about the purchase and sale of Fund Shares, tax information and payments to broker-dealers and other financial intermediaries, please turn to the “Summary Information About Purchases and Sales of Fund Shares, Taxes and Payments to Broker-Dealers and Other Financial Intermediaries” section of this Prospectus.

SUMMARY INFORMATION ABOUT PURCHASES AND SALES OF FUND SHARES, TAXES AND PAYMENTS TO BROKER-DEALERS AND OTHER FINANCIAL INTERMEDIARIES

PURCHASE AND SALE OF FUND SHARES

The Funds issue and redeem Shares at NAV only in a large specified number of Shares each called a “Creation Unit,” or multiples thereof. A Creation Unit consists of 50,000 Shares.

Individual Shares of a Fund may only be purchased and sold in secondary market transactions through brokers. Shares of the Funds are listed on the Exchange, and because Shares trade at market prices rather than NAV, Shares of the Funds may trade at a price greater than NAV (i.e., a “premium”) or less than NAV (i.e., a “discount”).

TAX INFORMATION

Each Fund’s distributions are taxable and will generally be taxed as ordinary income or capital gains.

PAYMENTS TO BROKER-DEALERS AND OTHER FINANCIAL INTERMEDIARIES

The Adviser and its related companies may pay broker-dealers or other financial intermediaries (such as a bank) for the sale of the Fund Shares and related services. These payments may create a conflict of interest by influencing your broker-dealer or other intermediary or its employees or associated persons to recommend the Fund over another investment. Ask your financial adviser or visit your financial intermediary’s website for more information.

ADDITIONAL INFORMATION ABOUT THE FUNDS' INVESTMENT STRATEGIES AND RISKS

PRINCIPAL INVESTMENT STRATEGIES

The Adviser anticipates that, generally, each Fund will hold or gain exposure to all of the securities that comprise its benchmark index (the "Index") in proportion to their weightings in such Index. However, under various circumstances, it may not be possible or practicable to purchase all of those securities in those weightings. In these circumstances, a Fund may purchase a sample of securities in its Index. There also may be instances in which the Adviser may choose to underweight or overweight a security in a Fund's Index, purchase securities not in the Fund's Index that the Adviser believes are appropriate to substitute for certain securities in such Index or utilize various combinations of other available investment techniques in seeking to replicate as closely as possible, before fees and expenses, the price and yield performance of the Fund's Index. Each Fund may sell securities that are represented in its Index in anticipation of their removal from its Index or purchase securities not represented in its Index in anticipation of their addition to such Index. Each Fund may also, in order to comply with the tax diversification requirements of the Internal Revenue Code of 1986, as amended (the "Internal Revenue Code"), temporarily invest in securities not included in its Index that are expected to be highly correlated with the securities included in its Index.

FUNDAMENTAL AND NON-FUNDAMENTAL POLICIES

Each Fund's investment objective and each of its other investment policies are non-fundamental policies that may be changed by the Board of Trustees without shareholder approval, except as noted in this Prospectus or the Statement of Additional Information ("SAI") under the section entitled "Investment Policies and Restrictions—Investment Restrictions."

RISKS OF INVESTING IN THE FUNDS

The following section provides additional information regarding the principal risks identified under "Principal Risks of Investing in the Fund" in each Fund's "Summary Information" section followed by additional risk information. The risks listed below are applicable for each Fund unless otherwise noted.

Investors in the Funds should be willing to accept a high degree of volatility in the price of the Funds' Shares and the possibility of significant losses. An investment in the Funds involves a substantial degree of risk. An investment in the Funds is not a deposit with a bank and is not insured or guaranteed by the Federal Deposit Insurance Corporation or any other government agency. Therefore, you should consider carefully the following risks before investing in the Funds, each of which could significantly and adversely affect the value of an investment in a Fund.

Risk of Investing in Agriculture Companies. (VanEck Vectors Agribusiness ETF only.) The Fund will be sensitive to, and its performance will depend to a greater extent on, the overall condition of the agriculture companies. Economic forces affecting agricultural companies and related industries, including forces affecting the agricultural commodity prices, labor costs, and energy and financial markets, could adversely affect the Fund's portfolio companies and thus, the Fund's financial situation and profitability. Agricultural and livestock production and trade flows are significantly affected by government policies and regulations, including subsidy policies and the imposition of taxes, tariffs, duties and import and export restrictions. Such policies and regulations can affect the planting/raising of certain crops/livestock versus other uses of resources, the location and site of crop and livestock production, whether processed or unprocessed commodity products are traded and the volume and types of imports and exports. Agriculture companies may be subject to the risk of liability for environmental damage, worker safety, depletion of resources, mandated expenditures for safety and pollution control devices, and litigation. An increased competitive landscape, caused by increased availability of food and other agricultural commodities, economic recession, labor difficulties or changing consumer tastes and spending, may lead to a decrease in demand for the products and services provided by companies involved in agriculture. Furthermore, companies involved in agriculture are particularly sensitive to changing weather conditions and other natural disasters, including floods, droughts and disease outbreaks. In addition, these companies are also subject to risks associated with cyclicalities of revenues and earnings, currency fluctuations, changing consumer tastes, extensive competition, consolidation, and excess capacity. In addition, agriculture companies must comply with a broad range of environmental health, food safety and worker safety laws and regulations which could adversely affect the Fund. Additional or more stringent environmental and food safety laws and regulations may be enacted in the future and such changes could have a material adverse effect on the business of the agriculture companies.

Risk of Investing in Coal Companies. (VanEck Vectors Coal ETF only.) The Fund will be sensitive to, and its performance will depend to a greater extent on, the overall condition of coal companies. The profitability of coal companies is related to worldwide energy prices and costs related to exploration and production. Such companies also are subject to risks of changes in exchange rates, international politics and government regulation, taxes, world events, terrorist attacks, the success of exploration projects, depletion of resources and economic conditions, reduced demand as a result of increases in energy efficiency and energy conservation efforts, as well as market, economic and political risks of the countries where energy companies are located or do business.

Coal prices fluctuate at times, which can adversely impact coal companies. Events in individual countries or regions which have a significant presence in the global coal markets, including regulatory changes aimed at both worker safety and pollution control, may also impact the global price of coal.

Coal exploration and mining can be significantly affected by natural disasters. In addition, coal companies may be at risk for environmental damage claims, litigation and negative publicity and perception, and the exploration, development and distribution are subject to extensive federal, state, local and international environmental laws and regulations regarding air emissions and the

ADDITIONAL INFORMATION ABOUT THE FUNDS' INVESTMENT STRATEGIES AND RISKS (continued)

disposal of hazardous materials. The productivity of mining operations may be reduced by geological conditions, regulatory permits for mining activities and the availability of coal that meets standards set forth in the Clean Air Act. There can be no guarantee that such standards will be enforced in the future, which may affect the value of an investment in the Fund.

A primary risk of coal companies is the competitive risk associated with the prices of alternative fuels, such as natural gas and oil. For example, consumers of coal often have the ability to switch between the use of coal, oil or natural gas. As a result, during periods when competing fuels are less expensive, the revenues of coal companies may decline with a corresponding impact on earnings. Further, energy reserves, such as coal, naturally deplete as they are produced over time. The financial performance of these companies may depend on the status of the energy reserve. Additionally, the markets and prices for coal are affected by technological developments in the traditional and alternative industries, environmental, fiscal and other governmental programs and policies, weather conditions, global coal inventories, production rates and production costs.

Risk of Investing in Gold and Silver Mining Companies. (VanEck Vectors Gold Miners ETF and VanEck Vectors Junior Gold Miners ETF only.) Each Fund will be sensitive to, and its performance will depend to a greater extent on, the overall condition of gold and silver mining companies. Because each Fund invests in stocks and depositary receipts of U.S. and foreign companies that are involved in the gold mining and silver mining industries, it is subject to certain risks associated with such companies. Investments related to gold and silver are considered speculative and are affected by a variety of factors. Competitive pressures may have a significant effect on the financial condition of gold mining and silver mining companies. Also, gold and silver mining companies are highly dependent on the price of gold bullion and silver bullion, respectively, but may also be adversely affected by a variety of worldwide economic, financial and political factors. Therefore, the securities of gold or silver mining companies may under- or over-perform commodities themselves over the short-term or long-term. Gold bullion and silver bullion prices may fluctuate substantially over short periods of time, even during periods of rising prices, so the Fund's Share price may be more volatile than other types of investments. To the extent a Fund invests in gold bullion, such investments may incur higher storage and custody costs as compared to purchasing, holding and selling more traditional investments.

A drop in the price of gold and/or silver bullion would particularly adversely affect the profitability of small- and medium-capitalization mining companies and their ability to secure financing. Mining operations have varying expected life spans, and companies that have mines with short expected life spans may experience more stock price volatility. Furthermore, companies that are only in the exploration stage are typically unable to adopt specific strategies for controlling the impact of the price of gold or silver. The price of gold and silver may fluctuate. These prices may fluctuate substantially over short periods of time so each Fund's Share price may be more volatile than other types of investments. Fluctuation in the prices of gold and silver may be due to a number of factors, including the changes in inflation, changes in currency exchange rates and changes in industrial and commercial demand for metals (including fabricator demand). Additionally, increased environmental or labor costs may depress the value of metal investments.

The prices of gold and precious metals operation companies are affected by the price of gold or other precious metals such as platinum, palladium and silver, as well as other prevailing market conditions. These prices may be volatile, fluctuating substantially over short periods of time. The prices of precious metals may also be influenced by macroeconomic conditions, including confidence in the global monetary system and the relative strength of various currencies, as well as demand in the industrial and jewelry sectors. In times of significant inflation or great economic uncertainty, gold, silver and other precious metals may outperform traditional investments such as bonds and stocks. However, in times of stable economic growth, traditional equity and debt investments could offer greater appreciation potential and the value of gold, silver and other precious metals may be adversely affected, which could in turn affect the Fund's returns. Gold-related investments as a group have not performed as well as the stock market in general during periods when the U.S. dollar is strong, inflation is low and general economic conditions are stable. Additionally, returns on gold-related investments have traditionally been more volatile than investments in broader equity or debt markets. In addition, some gold and precious metals mining companies have hedged, to varying degrees, their exposure to decreases in the prices of gold or precious metals by selling forward future production, which could limit the company's benefit from future rises in the prices of gold or precious metals or increase the risk that the company could fail to meet its contractual obligations.

A significant portion of the world's gold reserves are held by governments, central banks and related institutions. The production, purchase and sale of precious metals by governments or central banks or other larger holders can be negatively affected by various economic, financial, social and political factors, which may be unpredictable and may have a significant adverse impact on the supply and prices of precious metals.

The principal supplies of metal industries also may be concentrated in a small number of countries and regions, the governments of which may pass laws or regulations limiting metal investments for strategic or other policy reasons. Economic, social and political conditions in those countries that are the largest producers of gold and silver may have a direct negative effect on the production and marketing of gold and silver and on sales of central bank gold holdings. Some gold, silver and precious metals mining operation companies may hedge their exposure to declines in gold, silver and precious metals prices by selling forward future production, which may result in lower returns during periods when the prices of gold, silver and precious metals increase.

The gold, silver and precious metals industries can be significantly adversely affected by events relating to international political developments, the success of exploration projects, commodity prices, tax and government regulations and intervention (including

government restrictions on private ownership of gold and mining land), changes in inflation or expectations regarding inflation in various countries and investment speculation. If a natural disaster or other event with a significant economic impact occurs in a region where the companies in which each Fund invests operate, such disaster or event could negatively affect the profitability of such companies and, in turn, the Fund's investment in them. Gold and silver mining companies may also be significantly adversely affected by import controls, worldwide competition, environmental hazards, liability for environmental damage, depletion of resources, industrial accidents, underground fires, seismic activity, labor disputes, unexpected geological formations, availability of appropriately skilled persons, unanticipated ground and water conditions and mandated expenditures for safety and pollution control devices.

A significant number of the companies in the Junior Gold Miners Index may be early stage mining companies that are in the exploration stage only or that hold properties that might not ultimately produce gold or silver. The exploration and development of mineral deposits involve significant financial risks over a significant period of time which even a combination of careful evaluation, experience and knowledge may not eliminate. Few properties which are explored are ultimately developed into producing mines. Major expenditures may be required to establish reserves by drilling and to construct mining and processing facilities at a site. In addition, many early stage miners operate at a loss and are dependent on securing equity and/or debt financing, which might be more difficult to secure for an early stage mining company than for a more established counterpart.

Risk of Investing in Low Carbon Energy Companies. (VanEck Vectors Low Carbon Energy ETF only.) The Fund will be sensitive to, and its performance will depend to a greater extent on, the overall condition of low carbon (*i.e.*, alternative) energy companies. Low carbon energy refers to the generation of power through environmentally friendly sources that can replace or supplement traditional fossil-fuel sources and that may reduce the global carbon footprint. It includes power derived principally from bio fuels (such as ethanol), wind, solar, hydro and geothermal sources and also includes the various technologies that support the production, use and storage of these sources.

Alternative energy companies may be significantly affected by the competition from new and existing market entrants, obsolescence of technology, short product cycles, production spending, varying prices and profits, commodity price volatility, changes in exchange rates, imposition of import controls, depletion of resources, seasonal weather conditions, technological developments and general economic conditions, market sentiment, fluctuations in energy prices and supply and demand of alternative energy fuels, fluctuations in the price of oil and gas, energy conservation efforts, the success of exploration projects, tax and other government regulations (such as incentives and subsidies) and international political events. Additionally, adverse weather conditions may cause fluctuations in renewable energy generation and adversely affect the cash flows associated with these assets.

Further, alternative energy companies may be subject to risks associated with hazardous materials and can be significantly and adversely affected by legislation resulting in more strict government regulations and enforcement policies and specific expenditures for environmental cleanup efforts. There are also risks associated with a failure to enforce environmental law. If the government reduces environmental regulations or their enforcement, companies that produce products designed to provide a clean environment are less likely to prosper. Alternative energy companies may be more volatile than companies operating in more established industries. Certain valuation methods used to value alternative energy companies have not been in widespread use for a significant period of time. As a result, the use of these valuation methods may serve to further increase the volatility of certain alternative and transitional energy company share prices. If government subsidies and incentives for alternative energy sources are reduced or eliminated, the demand for alternative energy may decline and cause corresponding declines in the revenues and profits of alternative energy companies. In addition, changes in U.S., European and other governments' policies towards alternative energy technology also may have an adverse effect on the Fund's performance. Furthermore, the Fund may invest in the shares of companies with a limited operating history, some of which may never have operated profitably. Investment in young companies with a short operating history is generally riskier than investing in companies with a longer operating history. The Fund will carry greater risk and may be more volatile than a portfolio composed of securities issued by companies operating in a wide variety of different or more established industries.

Risk of Investing in Natural Resources Companies. (VanEck Vectors Natural Resources ETF only.) The Fund will be sensitive to, and its performance will depend to a greater extent on, the overall condition of the natural resources companies. Investments in natural resources and natural resources companies, which include companies engaged in agriculture, alternatives (*e.g.*, water and alternative energy), base and industrial metals, energy, forest products and precious metals, can be significantly affected by events relating to these industries, including international political and economic developments, embargoes, tariffs, inflation, weather and natural disasters, livestock disease, limits on exploration, rapid changes in the supply of and demand for natural resources and other factors. The Fund's portfolio securities may experience substantial price fluctuations as a result of these factors, and may move independently of the trends of other operating companies. Companies engaged in the industries listed above may be adversely affected by changes in government policies and regulations, technological advances and/or obsolescence, environmental damage claims, energy conservation efforts, the success of exploration projects, limitations on the liquidity of certain natural resources and commodities and competition from new market entrants. Political risks and the other risks to which foreign securities are subject may also affect domestic natural resource companies if they have significant operations or investments in foreign countries. Changes in general economic conditions, including commodity price volatility, changes in exchange rates, imposition of import controls, rising interest rates, prices of raw materials and other commodities, depletion of

ADDITIONAL INFORMATION ABOUT THE FUNDS' INVESTMENT STRATEGIES AND RISKS (continued)

resources and labor relations, could adversely affect the Fund's portfolio companies. The highly cyclical nature of the natural resources sector may affect the earnings or operating cash flows of natural resources companies.

Natural resources companies engaged in crude oil and natural gas exploration, development, or production, natural gas gathering and processing, crude oil refining and transportation and coal mining or sales may be directly affected by their respective natural resources commodities prices. The volatility of, and interrelationships between, commodity prices can also indirectly affect certain natural resources companies due to the potential impact on the volume of commodities transported, processed, stored or distributed. In addition, the companies in which the Fund invests may also be subject to the risks associated with the energy and basic materials sectors, including the risks generally associated with the extraction of natural resources, such as the risks of mining and drilling. Securities of companies within natural resources can perform differently than the overall market. This may be due to changes in such things as the regulatory or competitive environment or to changes in investor perceptions regarding a particular type of natural resource. Because the Fund may allocate relatively more assets to certain types of natural resources than others, the Fund's performance may be more sensitive to developments which affect the types of natural resources focused on by the Fund.

Risk of Investing in Oil Refining Companies. (VanEck Vectors Oil Refiners ETF only.) The Fund will be sensitive to, and its performance will depend to a greater extent on, the overall condition of oil refining companies. The profitability of oil refining companies is related to supply and demand of all sources of energy. The price of energy, the earnings of oil refining companies, and the value of such companies' securities are subject to significant volatility. Additionally, the price of oil may experience significant volatility, which may materially impact oil refining companies. Such companies are also subject to risks of natural declines in the production of oil and natural gas fields (which utilize their gathering and processing facilities as a way to market their production), prolonged declines in the price of natural gas or crude oil (which curtails drilling activity and therefore production) and declines in the prices of natural gas liquids and refined petroleum products (which cause lower processing margins). Changes in commodity prices, exploration and production spending, interest rates and exchange rates, government regulation, the imposition of import controls, world events, negative perception, depletion of resources, development of alternative energy sources, technological developments, labor relations and general economic conditions, as well as market, economic and political risks of the countries where oil refining companies are located or do business, fluctuations caused by events relating to international politics, including political instability, expropriation, social unrest and acts of war, acts of terrorism, economic sanctions, energy conservation, the success of exploration projects and tax and other governmental regulatory policies. Changes to U.S. trading policies could cause friction with certain oil-producing countries and between the governments of the United States and other major exporters of oil to the United States.

Oil refining companies are also subject to risks related to environmental damage, injury to persons and loss of life or the destruction of property, any of which could expose such companies to, among other things, the risk of litigation, clean-up or other remedial costs and disruption of operations. Additionally, oil refining companies are vulnerable to disruptions in operations, including those due to weather-related events such as hurricanes and transportation-related disruptions that may affect the flow of oil to the oil refining companies. Oil refining companies operate in a highly competitive and cyclical industry, with intense price competition. The operations of oil refineries are subject to stringent and complex federal, state and local environmental laws and regulations. New and more stringent environmental and health and safety laws, regulations and permit requirements or stricter interpretations of current laws or regulations could impose substantial additional costs on companies in which the Fund invests. On the other hand, even regulatory changes such as the implementation of policies with less stringent environmental protection standards and those geared away from sustainable energy development could lead to fluctuations in supply, demand and prices of oil and gas. Moreover, failure to comply with any such requirements could have a material adverse effect on a company, and there can be no assurance that companies will at all times comply with all applicable environmental laws, regulations and permit requirements. A significant portion of an oil refining company's revenues may depend on a relatively small number of customers, including governmental entities and utilities.

Risk of Investing in Oil Services Companies. (VanEck Vectors Oil Services ETF only.) The Fund will be sensitive to, and its performance will depend to a greater extent on, the overall condition of oil services companies. The profitability of oil services companies is related to worldwide energy prices, including all sources of energy, and exploration and production costs. The price of energy, the earnings of oil services companies, and the value of such companies' securities are subject to significant volatility. Oil services companies may have significant capital investments in, or engage in transactions involving, emerging market countries, which may heighten these risks. Oil services companies are also subject to risks of changes in exchange rates and the price of oil and gas, changes in prices for competitive energy services, changes in the global supply of and demand for oil and gas, the imposition of import controls, world events, actions of OPEC, negative perception and publicity, depletion of resources and general economic conditions, development of alternative energy sources, energy conservation efforts, technological developments and labor relations, as well as market, economic, social and political risks of the countries where oil services companies are located or do business. The values of securities of oil services companies are subject to swift price and supply fluctuations caused by events relating to international politics, including political instability, expropriation, social unrest and acts of war, energy conservation, the success of exploration projects and tax and other governmental regulatory policies. Oil services companies may also be subject to contractual fixed pricing, which may increase the cost of business and limit these companies' earnings. Additionally, a significant portion of the revenues of these companies depend on a relatively small number of customers, including

governmental entities and utilities. As a result, governmental budget restraints may have a material adverse effect on the stock prices of companies in the industry. Oil services companies operate in a highly competitive and cyclical industry, with intense price competition.

Oil services companies are exposed to significant and numerous operating hazards. Oil services companies' operations are subject to hazards inherent in the oil and gas industry, such as fire, explosion, blowouts, loss of well control, oil spills, pipeline and equipment leaks and ruptures and discharges or releases of toxic or hazardous gases. Oil and gas exploration and production can be significantly affected by natural disasters and adverse weather conditions in the regions in which they operate. The revenues of oil services companies may be negatively affected by contract termination and renegotiation. In the oil services sector, it is customary for contracts to provide for either automatic termination or termination at the option of the customer if the drilling unit is destroyed or lost or if drilling operations are suspended for a specified period of time as a result of events beyond the control of either party or because of equipment breakdowns. In periods of depressed market conditions, the customers of oil services companies may not honor the terms of existing contracts and may terminate contracts or seek to renegotiate contract rates and terms to reduce their obligations.

Oil services companies are subject to, and may be adversely affected by, extensive federal, state, local and foreign laws, rules and regulations. Oil services companies may also be adversely affected by environmental damage claims and other types of litigation. Laws and regulations protecting the environment may expose oil services companies to liability for the conduct of or conditions caused by others or for acts that were in compliance with all applicable laws at the time they were performed. Changes to environmental protection laws, including the implementation of policies with less stringent environmental protection standards and those geared away from sustainable energy development, could lead to fluctuations in supply, demand and prices of oil and gas. The international operations of oil services companies expose them to risks associated with instability and changes in economic and political conditions, foreign currency fluctuations, changes in interest rates, changes in foreign regulations and other risks inherent to international business. Additionally, changes to U.S. trading policies could cause friction with certain oil producing countries and between the governments of the United States and other major exporters of oil to the United States. Some oil services companies are engaged in other lines of business unrelated to oil services, and they may experience problems with these lines of business which could adversely affect their operating results. The operating results of these companies may fluctuate as a result of these additional risks and events in the other lines of business. In addition, a company's ability to engage in new activities may expose it to business risks with which it has less experience than it has with the business risks associated with its traditional businesses. Despite a company's possible success in traditional oil services activities, there can be no assurance that the other lines of business in which these companies are engaged will not have an adverse effect on a company's business or financial condition.

Risk of Investing in Oil and Gas Companies. (VanEck Vectors Unconventional Oil & Gas ETF only.) The Fund will be sensitive to, and its performance will depend to a greater extent on, the overall condition of oil and gas companies. The profitability of oil and gas companies is related to worldwide energy prices, including all sources of energy, and exploration and production costs. The price of oil and gas, the earnings of oil and gas companies, and the value of such companies' securities can be extremely volatile. Such companies are also subject to risks of changes in commodity prices, changes in the global supply of and demand for oil and gas (including reduced demand as a result of increases in energy efficiency and energy conservation efforts), interest rates, exchange rates, the prices of competitive energy services, the imposition of import controls, world events, friction with certain oil producing countries and between the governments of the United States and other major exporters of oil to the United States, actions of the OPEC, negative perception and publicity, depletion of resources, development of alternative energy sources, technological developments, labor relations and general economic conditions, as well as market, economic and political risks of the countries where oil and gas companies are located or do business, fluctuations caused by events relating to international politics, including political instability, expropriation, social unrest and acts of war, acts of terrorism, energy conservation, the success of exploration projects and tax and other governmental regulatory policies. Oil and gas companies may have significant capital investments in, or engage in transactions involving, emerging market countries, which may heighten these risks. These companies may also be subject to contractual fixed pricing, which may increase the cost of business and limit these companies' earnings. Oil and gas companies operate in a highly competitive and cyclical industry, with intense price competition. Additionally, the price of oil may fluctuate on a seasonal basis. A significant portion of their revenues may depend on a relatively small number of customers, including governmental entities and utilities.

Oil and gas companies are exposed to significant and numerous operating hazards. Oil and gas companies' operations are subject to hazards inherent in the oil and gas industry, such as fire, explosion, blowouts, loss of well control and oil spills. Companies that own or operate gas pipelines are subject to certain risks, including pipeline and equipment leaks and ruptures, explosions, fires, unscheduled downtime, transportation interruptions, discharges or releases of toxic or hazardous gases and other environmental risks. Oil and gas equipment and services, as well as oil and gas exploration and production, can be significantly affected by natural disasters and adverse weather conditions in the regions in which they operate. The revenues of oil and gas companies may be negatively affected by contract termination and renegotiation.

Oil and gas companies are subject to, and may be adversely affected by, extensive federal, state, local and foreign laws, rules and regulations. Oil and gas exploration and production companies may also be adversely affected by environmental damage claims and other types of litigation. Laws and regulations protecting the environment may expose oil and gas companies to liability for the

ADDITIONAL INFORMATION ABOUT THE FUNDS' INVESTMENT STRATEGIES AND RISKS (continued)

conduct of or conditions caused by others or for acts that were in compliance with all applicable laws at the time they were performed. Changes to environmental protection laws, including the implementation of policies with less stringent environmental protection standards and those geared away from sustainable energy development, could lead to fluctuations in supply, demand and prices of oil and gas. The international operations of oil and gas companies expose them to risks associated with instability and changes in economic and political conditions, social unrest and acts of war, foreign currency fluctuations, changes in foreign regulations and other risks inherent to international business. Such companies may also have significant capital investments or operations in, or engage in transactions involving, emerging market countries, which may increase these risks.

Risk of Investing in Unconventional Oil and Gas Companies. (VanEck Vectors Unconventional Oil & Gas ETF only.) The Fund will be sensitive to, and its performance will depend to a greater extent on, the overall condition of oil and gas companies. Investments in companies engaged in activities related to the exploration, development, extraction, production and/or refining of unconventional oil and natural gas involve risks in addition to those related to oil and gas companies. Companies that capitalize on developing novel technologies to displace older technologies or create new markets may not in fact do so. New or emerging oil and gas resource development projects have limited or no production history. Consequently, an oil and gas company may be unable to accurately predict future results. Also, companies that develop novel technologies to undertake oil and gas resource development projects may face political or legal attacks from competitors, industry groups or local and national governments. Therefore, the cost of drilling, completing and operating wells in these areas may be higher than initially expected, and the value of undeveloped land may decline if drilling results are unsuccessful. Furthermore, if drilling results are unsuccessful, an oil and gas company may be required to write down the carrying value of undeveloped land in new or emerging projects, which may have an adverse effect on the Fund's investments. Unconventional oil and gas properties are subject to customary royalty interests, liens incidental to operating agreements, tax liens and other burdens, encumbrances, easements or restrictions. Additionally, unconventional oil and gas production is subject to the risk of changes in the costs of supplies, such as sand, and services, such as water management and disposal. Unless production is established during the term of certain undeveloped oil and gas leases, the leases will expire, and an oil and gas company will lose its right to develop the related properties. The marketability of unconventional oil and gas production depends in large part on the availability, proximity and capacity of pipeline systems owned by third parties. The lack of available capacity on these systems and facilities could reduce production of profitable wells or delay or discontinue drilling plans.

Companies engaged in activities related to the exploration, development, extraction, production and/or refining of unconventional oil and natural gas are subject to extensive environmental requirements. Failure to comply with applicable environmental requirements could adversely affect such companies, as sanctions for failure to comply with such requirements may include administrative, civil and criminal penalties; revocation of permits to conduct business; and corrective action orders, including orders to investigate and/or clean up contamination. Liability for cleanup costs, natural resources damages and other damages arising as a result of environmental laws could be substantial and adversely affect such companies. Such companies are also subject to political and economic instability and the risk of government actions. Additionally, the operations of such companies are subject to, and may be adversely affected by, extensive federal, state, local and foreign laws, rules and regulations.

The use of methods such as hydraulic fracturing may be subject to new or different regulation in the future. The EPA has asserted its interest to study and regulate the practice. There have been a number of initiatives and proposed initiatives at the federal, state and local level to study the environmental impacts of hydraulic fracturing and the need for further regulation of the practice. The EPA previously conducted a scientific study and concluded that hydraulic fracturing activities can impact drinking water in the United States under certain circumstances. Any future federal, state or local regulations that may be imposed on hydraulic fracturing could result in additional permitting and disclosure requirements (including of substances used in the fracturing process) and in additional operating restrictions. Restrictions on operations, including bans, which could lead to operational delays and increased costs and, moreover, could delay or effectively prevent the development of oil and gas from formations that would not be economically viable without the use of hydraulic fracturing. The use of hydraulic fracturing may produce certain wastes that are not subject to federal regulations governing hazardous wastes, though they may be regulated under other federal and state laws. These wastes may in the future be designated as hazardous wastes and may thus become subject to more rigorous and costly compliance and disposal requirements.

Risk of Investing in Rare Earth and Strategic Metals Companies. (VanEck Vectors Rare Earth/Strategic Metals ETF only.) The Fund will be sensitive to, and its performance will depend to a greater extent on, the overall condition of rare earth/strategic metals companies. Rare earth/strategic metals are industrial metals that are typically mined as by-products or secondary metals in operations focused on precious metals and base metals. Compared to base metals, they have more specialized uses and are often more difficult to extract. Rare earth metals (or rare earth elements), a subset of strategic metals, are a collection of chemical elements that are crucial to many of the world's most advanced technologies. Rare earth/strategic metals are used in a variety of technologies including, but not limited to, cellular phones, high performance batteries, flat screen televisions, and green energy technology such as wind, solar and geothermal, and are expected to be critical to the future of hybrid and electric cars, high-tech military applications including radar, missile guidance systems, navigation and night vision, and superconductors and fiber-optic communication systems.

The demand for strategic metals has from time to time strained supply, and there is a risk of a shortage of such materials in the world, which could adversely affect the companies in the Fund's portfolio. Competitive pressures may have a significant effect on the financial condition of companies involved in the various activities that are related to the producing, refining and recycling of rare earth/strategic metals. Also, these companies are highly dependent on the demand for and price of rare earth/strategic metals, which may fluctuate substantially over short periods of time, so the Fund's Share price may be more volatile than other types of investments.

Companies involved in the various activities that are related to the producing, refining and recycling of rare earth/strategic metals tend to be small- to medium-capitalization companies with volatile share prices and can be significantly affected by events relating to changes in the level of industrial activity, disruptions in mining, storing and refining the metals, adjustments to inventory, variations in production costs, regulatory compliance costs, international political and economic developments, energy conservation efforts, the success of exploration projects, commodity prices, tax and other government regulations, depletion of resources, and mandated expenditures for safety and pollution control devices. Moreover, some companies may be subject to the risks generally associated with extraction of natural resources, such as the risks of mining, and the risks of the hazards associated with metals and mining, such as fire, drought, and increased regulatory and environmental costs. These companies may also be significantly affected by the conditions and events that occur in the regions that the companies to which the Fund has exposure operate. The producing, refining and recycling of rare earth/strategic metals can be capital intensive and, if companies involved in such activities are not managed well, the share prices of such companies could decline even as prices for the underlying rare earth/strategic metals are rising. In addition, companies involved in the various activities that are related to the producing, refining and recycling of rare earth/strategic metals may be at risk for environmental damage claims. Furthermore, demand for rare earth/strategic metals may change rapidly and unpredictably, including as a result of the development of less expensive alternatives.

Risk of Investing in Steel Companies. (VanEck Vectors Steel ETF only.) The Fund will be sensitive to, and its performance will depend to a greater extent on, the overall condition of steel companies. Because the Fund primarily invests in stocks and depository receipts of companies that are involved in a variety of activities related to steel production, it is subject to certain risks associated with such companies. Competitive pressures may have a significant effect on the financial condition of steel companies. Also, these companies are highly dependent on the price of steel. These prices may fluctuate substantially over short periods of time, so the Fund's Share price may be more volatile than other types of investments. These companies are also affected by changes in government regulation, tariffs and trade disputes, world events and economic conditions. Steel companies may benefit from government subsidies or certain trade protections. If those subsidies or trade protections are reduced or removed, the profits of steel companies may be affected, potentially drastically. In addition, these companies are at risk for environmental damage claims. Weather conditions, a strong or weak domestic economy, political instability and conservation efforts may affect the demand for steel. Companies involved in the manufacturing and storage of iron and steel products are also impacted by the level and volatility of commodity prices, the exchange value of the dollar, changing government regulations, import controls, worldwide competition, innovation within the industry that may render a company's products obsolete, depletion of resources and mandated expenditures for safety and pollution control devices. Production of industrial materials such as steel often exceeds demand as a result of over-building or economic downturns, which may lead to poor investment returns.

Risk of Investing in Nuclear Energy Companies. (VanEck Vectors Uranium+Nuclear Energy ETF only.) The Fund will be sensitive to, and its performance will depend to a greater extent on, the overall condition of nuclear energy companies. Nuclear energy companies may face considerable risk as a result of, among other risks, incidents and accidents, breaches of security, ill-intentioned acts of terrorism, natural disasters (such as floods or earthquakes), equipment malfunctions or mishandling in storage, handling, transportation, treatment or conditioning of substances and nuclear materials. Such events could have serious consequences, especially in case of radioactive contamination and irradiation of the environment, for the general population, as well as a material, negative impact on the Fund's portfolio companies and thus the Fund's financial situation. In addition, nuclear energy companies are subject to competitive risk associated with the prices of other energy sources, such as natural gas and oil, obsolescence of existing technology, short product cycles, falling prices and profits, competition from new market entrants and general economic conditions. The price of uranium may be affected by changes in inflation rates, interest rates, monetary policy, economic conditions and political stability. In addition, uranium mining companies may also be significantly affected by import controls, energy conservation efforts, the success of energy exploration projects, liability for environmental damage, depletion of resources, and mandated expenditures for safety and pollution control devices. Consumers of nuclear energy may have the ability to switch between nuclear energy and other energy sources and, as a result, during periods when competing energy sources are less expensive, the revenues of nuclear energy companies may decline with a corresponding impact on earnings.

Nuclear activity is also subject to particularly detailed and restrictive regulations, with a scheme for the monitoring and periodic re-examination of operating authorization, which primarily takes into account nuclear safety, environmental and public health protection, and also national security considerations (terrorist threats in particular). These regulations and any future regulations may be subject to significant tightening by national and international authorities. There are substantial differences among the regulatory practices and policies of various jurisdictions, and any given regulatory agency may make major shifts in policy from time to time. There is no assurance that regulatory authorities will, in the future, grant rate increases or that such increases will be adequate to permit the payment of dividends on common stocks issued by a utility company. Additionally, existing and possible future regulatory legislation may make it even more difficult for utilities to obtain adequate relief. In addition, governmental

ADDITIONAL INFORMATION ABOUT THE FUNDS' INVESTMENT STRATEGIES AND RISKS (continued)

authorities may from time to time review existing policies and impose additional requirements governing the licensing, construction and operation of nuclear power plants. This could result in increased operating costs, which would have a negative impact on the Fund's portfolio companies and may cause operating businesses related to nuclear energy to become unprofitable or impractical to operate.

Uranium prices are subject to fluctuation. The price of uranium may be affected by numerous factors beyond the Fund's control. Such factors include the demand for nuclear power, political and economic conditions in uranium producing and consuming countries, uranium supply from secondary sources and uranium production levels and costs of production. In addition, the prices of crude oil, natural gas and electricity produced from traditional hydro power and possibly other undiscovered energy sources could potentially have a negative impact on the competitiveness of nuclear energy companies in which the Fund invests.

Securities of the companies involved in this industry have been significantly more volatile than securities of companies operating in other more established industries. Certain valuation methods currently used to value companies involved in the nuclear power and power technology sectors, particularly those companies that have not yet traded profitably, have not been in widespread use for a significant period of time. As a result, the use of these valuation methods may serve to increase further the volatility of certain alternative power and power technology company share prices.

Risk of Regulatory Action and Changes in Governments. (VanEck Vectors Rare Earth/Strategic Metals ETF only.) The producing, refining and recycling of rare earth/strategic metals will be significantly affected by regulatory action and changes in governments. Actions by countries essential to the producing, refining and recycling of rare earth/strategic metals to limit exports could have a significant adverse effect on industries around the globe and on the values of the businesses in which the Fund invests.

Risk of Investing in the Mining Industry. (VanEck Vectors Coal ETF, VanEck Vectors Gold Miners ETF, VanEck Vectors Junior Gold Miners ETF, VanEck Vectors Natural Resources ETF, VanEck Vectors Rare Earth/Strategic Metals ETF and VanEck Vectors Steel ETF only.) Companies operating in the mining industry invest in stocks and depositary receipts of U.S. and foreign companies that are involved in mining and are subject to certain risks associated with such companies. Investments in mining companies may be speculative. Competitive pressures may have a significant effect on the financial condition of such companies. Mining companies are highly dependent on the price of the underlying metal or element. These prices may fluctuate substantially over short periods of time so the Fund's Share price may be more volatile than other types of investments.

In particular, a drop in the price of coal, gold, silver bullion, steel or rare earth/strategic metals would particularly adversely affect the profitability of small- and medium-capitalization mining companies and their ability to secure financing. Furthermore, companies that are only in the exploration stage are typically unable to adopt specific strategies for controlling the impact of such price changes.

Some of the companies in a Fund's Index may be early stage mining companies that are in the exploration stage only or that hold properties that might not ultimately produce these metals. Exploration and development involves significant financial risks over a significant period of time which even a combination of careful evaluation, experience and knowledge may not eliminate. Few properties which are explored are ultimately developed into producing mines. Major expenditures may be required to establish reserves by drilling and to construct mining and processing facilities at a site. In addition, many early stage miners operate at a loss and are dependent on securing equity and/or debt financing, which might be more difficult to secure for an early stage mining company than for a more established counterpart.

Special Risk Considerations of Investing in Asian Issuers. (VanEck Vectors Agribusiness ETF, VanEck Vectors Coal ETF, VanEck Vectors Natural Resources ETF, VanEck Vectors Oil Refiners ETF, VanEck Vectors Rare Earth/Strategic Metals ETF, VanEck Vectors Steel ETF and VanEck Vectors Uranium+Nuclear Energy ETF only.) Investments in securities of Asian issuers involve risks and special considerations not typically associated with investments in the U.S. securities markets. Certain Asian economies have experienced over-extension of credit, currency devaluations and restrictions, high unemployment, high inflation, decreased exports and economic recessions. Economic events in any one Asian country can have a significant effect on the entire Asian region as well as on major trading partners outside Asia, and any adverse effect on some or all of the Asian countries and regions in which the Fund invests. The securities markets in some Asian economies are relatively underdeveloped and may subject the Fund to higher action costs or greater uncertainty than investments in more developed securities markets. Such risks may adversely affect the value of the Fund's investments.

Governments of many Asian countries have implemented significant economic reforms in order to liberalize trade policy, promote foreign investment in their economies, reduce government control of the economy and develop market mechanisms. There can be no assurance these reforms will continue or that they will be effective. Despite recent reform and privatizations, significant regulation of investment and industry is still pervasive in many Asian countries and may restrict foreign ownership of domestic corporations and repatriation of assets, which may adversely affect a Fund's investments. Governments in some Asian countries are authoritarian in nature, have been installed or removed as a result of military coups or have periodically used force to suppress civil dissent. Disparities of wealth, the pace and success of democratization, and ethnic, religious and racial disaffection have led to social turmoil, violence and labor unrest in some countries. Unanticipated or sudden political or social developments may result in sudden and significant investment losses. Investing in certain Asian countries involves risk of loss due to expropriation,

nationalization, or confiscation of assets and property or the imposition of restrictions on foreign investments and on repatriation of capital invested. In addition, several countries in Asia may be impacted by the occurrence of global events such as war, terrorism, environmental disasters, natural disasters or events, country instability, and infectious disease epidemics and pandemics.

Special Risk Considerations of Investing in Australian Issuers. (VanEck Vectors Coal ETF, VanEck Vectors Gold Miners ETF, VanEck Vectors Junior Gold Miners ETF and VanEck Vectors Rare Earth/Strategic Metals ETF only.) Investments in securities of Australian issuers involve risks and special considerations not typically associated with investments in the U.S. securities markets. Investments in Australian issuers may subject each Fund to regulatory, political, currency, security, and economic risk specific to Australia. The Australian economy is heavily dependent on exports from the agricultural and mining sectors. As a result, the Australian economy is susceptible to fluctuations in the commodity markets. The Australian economy is also becoming increasingly dependent on its growing services industry. The Australian economy is dependent on trading with key trading partners, including the United States, China, Japan, Singapore and certain European countries. Reduction in spending on Australian products and services, or changes in any of the economies, may cause an adverse impact on the Australian economy.

Additionally, Australia is located in a part of the world that has historically been prone to natural disasters, such as hurricanes, droughts and bushfires, and is economically sensitive to environmental events. Any such event may adversely impact the Australian economy, causing an adverse impact on the value of the Fund.

Special Risk Considerations of Investing in Brazilian Issuers. (VanEck Vectors Steel ETF only.) Investments in securities of Brazilian issuers involve risks and special considerations not typically associated with investments in the U.S. securities markets. The Brazilian economy has been characterized by frequent, and occasionally drastic, interventions by the Brazilian government, including the imposition of wage and price controls, exchange controls, limiting imports and other measures. The Brazilian government has often changed monetary, taxation, credit, trade and other policies to influence the core of Brazil's economy. Investments in Brazilian securities may be subject to certain restrictions on foreign investment. Brazil has historically experienced high rates of inflation and a high level of debt, each of which may constrain economic growth. Despite rapid development in recent years, Brazil still suffers from high levels of corruption, crime and income disparity. The Brazilian economy is also heavily dependent upon commodity prices and international trade. Unanticipated political or social developments may result in sudden and significant investment losses. An increase in prices for commodities, such as petroleum, the depreciation of the Brazilian real and future governmental measures seeking to maintain the value of the Brazilian real in relation to the U.S. dollar, may trigger increases in inflation in Brazil and may slow the rate of growth of the Brazilian economy.

Special Risk Considerations of Investing in Canadian Issuers. (VanEck Vectors Coal ETF, VanEck Vectors Gold Miners ETF, VanEck Vectors Junior Gold Miners ETF, VanEck Vectors Natural Resources ETF, VanEck Vectors Rare Earth/Strategic Metals ETF and VanEck Vectors Unconventional Oil & Gas ETF only.) Investments in securities of Canadian issuers involve risks and special considerations not typically associated with investments in the U.S. securities markets. The Canadian economy is very dependent on the demand for, and supply and price of, natural resources. The Canadian market is relatively concentrated in issuers involved in the production and distribution of natural resources. There is a risk that any changes in natural resources sectors could have an adverse impact on the Canadian economy. Additionally, the Canadian economy is heavily dependent on relationships with certain key trading partners, including the United States, countries in the EU and China. Because the United States is Canada's largest trading partner and foreign investor, the Canadian economy is dependent on and may be significantly affected by the U.S. economy. Reduction in spending on Canadian products and services or changes in the U.S. economy may adversely impact the Canadian economy. Trade agreements may further increase Canada's dependency on the U.S. economy and uncertainty as to the future of such trade agreements may cause a decline in the value of the Fund's Shares. Past periodic demands by the Province of Quebec for sovereignty have significantly affected equity valuations and foreign currency movements in the Canadian market and such demands may have this effect in the future. In addition, certain sectors of Canada's economy may be subject to foreign ownership limitations. This may negatively impact the Fund's ability to invest in Canadian issuers and to track the Fund's Index.

Special Risk Considerations of Investing in Chinese Issuers. (VanEck Vectors Coal ETF and VanEck Vectors Rare Earth/Strategic Metals ETF only.) Investments in securities of Chinese issuers involve risks and special considerations not typically associated with investments in the U.S. securities markets including, among others, (i) more frequent (and potentially widespread) trading suspensions and government interventions with respect to Chinese issuers, resulting in lack of liquidity and in price volatility, (ii) currency revaluations and other currency exchange rate fluctuations or blockage, (iii) the nature and extent of intervention by the Chinese government in the Chinese securities markets, whether such intervention will continue and the impact of such intervention or its discontinuation, (iv) the risk of nationalization or expropriation of assets, (v) the risk that the Chinese government may decide not to continue to support economic reform programs, (vi) limitations on the use of brokers, (vii) higher rates of inflation, (viii) greater political, economic and social uncertainty, (ix) market volatility caused by any potential regional or territorial conflicts or natural or other disasters, and (x) the risk of increased trade tariffs, embargoes and other trade limitations. In addition, the economy of China differs, often unfavorably, from the U.S. economy in such respects as structure, general development, government involvement, wealth distribution, rate of inflation, growth rate, interest rates, allocation of resources and capital reinvestment, among others. The Chinese central government has historically exercised substantial control over virtually every sector of the Chinese economy through administrative regulation and/or state ownership and actions of the Chinese central and local government authorities continue to have a substantial effect on economic conditions in China. In addition, the Chinese government has from time to time taken actions that influence the prices at which certain goods may be sold, encourage

ADDITIONAL INFORMATION ABOUT THE FUNDS' INVESTMENT STRATEGIES AND RISKS (continued)

companies to invest or concentrate in particular industries, induce mergers between companies in certain industries and induce private companies to publicly offer their securities to increase or continue the rate of economic growth, control the rate of inflation or otherwise regulate economic expansion. The Chinese government may do so in the future as well, potentially having a significant adverse effect on economic conditions in China.

Risks of Investing through Stock Connect. (VanEck Vectors Rare Earth/Strategic Metals ETF only.) A Fund may invest in A-shares listed and traded on the Shanghai Stock Exchange and the Shenzhen Stock Exchange through Stock Connect, or on such other stock exchanges in the PRC which participate in Stock Connect from time to time or in the future. Trading through Stock Connect is subject to a number of restrictions that may affect the Fund's investments and returns. For example, trading through Stock Connect is subject to daily quotas that limit the maximum daily net purchases on any particular day, each of which may restrict or preclude the Fund's ability to invest in Stock Connect A-shares. In addition, investments made through Stock Connect are subject to trading, clearance and settlement procedures that are relatively untested in the PRC, which could pose risks to the Fund. Furthermore, securities purchased via Stock Connect will be held via a book entry omnibus account in the name of HKSCC, Hong Kong's clearing entity, at the CSDCC. The Fund's ownership interest in Stock Connect securities will not be reflected directly in book entry with CSDCC and will instead only be reflected on the books of its Hong Kong sub-custodian. The Fund may therefore depend on HKSCC's ability or willingness as record-holder of Stock Connect securities to enforce the Fund's shareholder rights. PRC law did not historically recognize the concept of beneficial ownership; while PRC regulations and the Hong Kong Stock Exchange have issued clarifications and guidance supporting the concept of beneficial ownership via Stock Connect, the interpretation of beneficial ownership in the PRC by regulators and courts may continue to evolve. Moreover, Stock Connect A-shares generally may not be sold, purchased or otherwise transferred other than through Stock Connect in accordance with applicable rules.

A primary feature of Stock Connect is the application of the home market's laws and rules applicable to investors in A-shares. Therefore, the Fund's investments in Stock Connect A-shares are generally subject to PRC securities regulations and listing rules, among other restrictions. The Fund will not benefit from access to Hong Kong investor compensation funds, which are set up to protect against defaults of trades, when investing through Stock Connect. Stock Connect is only available on days when markets in both the PRC and Hong Kong are open, which may limit the Fund's ability to trade when it would be otherwise attractive to do so. Since the inception of Stock Connect, foreign investors (including the Fund) investing in A-shares through Stock Connect would be temporarily exempt from the PRC corporate income tax and value-added tax on the gains on disposal of such A-shares. Dividends would be subject to PRC corporate income tax on a withholding basis at 10%, unless reduced under a double tax treaty with China upon application to and obtaining approval from the competent tax authority. Aside from these temporary measures, uncertainties in permanent PRC tax rules governing taxation of income and gains from investments in Stock Connect A-shares could result in unexpected tax liabilities for the Fund.

The Stock Connect program is a relatively new program and may be subject to further interpretation and guidance. There can be no assurance as to the program's continued existence or whether future developments regarding the program may restrict or adversely affect the Fund's investments or returns. In addition, the application and interpretation of the laws and regulations of Hong Kong and the PRC, and the rules, policies or guidelines published or applied by relevant regulators and exchanges in respect of the Stock Connect program are uncertain, and they may have a detrimental effect on the Fund's investments and returns.

Special Risk Considerations of Investing in European Issuers. (VanEck Vectors Agribusiness ETF, VanEck Vectors Low Carbon Energy ETF, VanEck Vectors Natural Resources ETF, VanEck Vectors Oil Refiners ETF, VanEck Vectors Steel ETF and VanEck Vectors Uranium+Nuclear Energy ETF only.) Investments in securities of European issuers involve risks and special considerations not typically associated with investments in the U.S. securities markets. The EMU of the EU requires member countries to comply with restrictions on inflation rates, deficits, interest rates, debt levels and fiscal and monetary controls, each of which may significantly affect every country in Europe. Decreasing imports or exports, changes in governmental or EU regulations on trade, changes in the exchange rate of the euro, the default or threat of default by an EU member country on its sovereign debt, and/or an economic recession in an EU member country may have a significant adverse effect on the economies of EU member countries and on major trading partners outside Europe. The European financial markets have previously experienced, and may continue to experience, volatility and have been adversely affected, and may in the future effect, by concerns about economic downturns, credit rating downgrades, rising government debt levels and possible default on or restructuring of government debt in several European countries. These events have adversely affected, and may in the future affect, the value and exchange rate of the euro and may continue to significantly affect the economies of every country in Europe, including EU member countries that do not use the euro and non-EU member countries. In a referendum held on June 23, 2016, voters in the UK voted to leave the EU, creating economic and political uncertainty in its wake. On January 31, 2020, the UK officially withdrew from the EU. A transition phase has commenced and is scheduled to conclude on December 31, 2020. During the transition phase, the UK effectively remains in the EU from an economic perspective but no longer has any political representation in the EU Parliament. Significant uncertainty exists regarding the effect such withdrawal will have on the euro, European economies and the global markets.

Responses to the financial problems by European governments, central banks and others, including austerity measures and reforms, may not work, may result in social unrest and may limit future growth and economic recovery or have other unintended

consequences. Further defaults or restructurings by governments and other entities of their debt could have additional adverse effects on economies, financial markets and asset valuations around the world. In addition, one or more countries may abandon the euro and/or withdraw from the EU. The impact of these actions, especially if they occur in a disorderly fashion, is not clear but could be significant and far-reaching.

Special Risk Considerations of Investing in Indonesian Issuers. (VanEck Vectors Coal ETF only.) Investments in securities of Indonesian issuers involve risks and special considerations not typically associated with investments in the U.S. securities markets. Such heightened risks include, among others, expropriation and/or nationalization of assets, restrictions on and government intervention in international trade, confiscatory taxation, currency devaluations, high rates of inflation, corruption, political instability, including authoritarian and/or military involvement in governmental decision making sectarian and separatist violence, armed conflict, acts of terrorism, the impact on the economy as a result of civil war, and social instability as a result of religious, ethnic and/or socioeconomic unrest. In addition, the Indonesian economy is dependent upon trade with other nations, including China, Japan, Singapore and the United States. Adverse conditions or changes in relationships with Indonesia's major trading partners may significantly impact the Indonesian economy. Indonesia is particularly vulnerable to the effects of a continued economic slowdown in China, which has been a major source of demand growth for Indonesia's commodity exports. Indonesia is also vulnerable to further economic weakness in Japan, which remains one of Indonesia's largest single export markets. Indonesia has experienced acts of terrorism that have targeted foreigners. Such acts of terrorism have had a negative impact on tourism, an important sector of the Indonesian economy.

Indonesia is considered an emerging market and its securities markets are characterized by a small number of company listings and are underdeveloped and often considered to be less correlated to global economic cycles than those markets located in more developed countries. As a result, securities markets in Indonesia are subject to greater risks associated with market volatility, lower market capitalization, lower trading volume, illiquidity, inflation, greater price fluctuations, uncertainty regarding the existence of trading markets, governmental control and heavy regulation of labor and industry. These factors, coupled with restrictions on investment by foreigners, limit the supply of securities available for investment by the Fund. This will affect the rate at which the Fund is able to invest in Indonesian securities, the purchase and sale prices for such securities and the timing of purchases and sales. Moreover, trading on securities markets may be suspended altogether.

The government in Indonesia may restrict or control to varying degrees the ability of foreign investors to invest in securities of issuers located or operating in Indonesia. These restrictions and/or controls may at times limit or prevent foreign investment in securities of issuers located or operating in Indonesia. Moreover, governmental approval or special licenses may be required prior to investments by foreign investors and may limit the amount of investments by foreign investors in a particular industry and/or issuer and may limit such foreign investment to a certain class of securities of an issuer that may have less advantageous rights than the classes available for purchase by domiciliaries of Indonesia and/or impose additional taxes on foreign investors. Indonesia's securities laws are unsettled and judicial enforcement of contracts with foreign entities is inconsistent and, as a result of pervasive corruption, is subject to the risk that cases will not be judged impartially. Indonesia has employed a program of monetary loosening through reductions in interest rates and implemented a number of reforms to encourage investment. Although Indonesia's central bank has continued to utilize monetary policies to promote growth, there can be no guarantee such efforts will be sufficient or that additional stimulus policies will not be necessary in the future.

Indonesia is located in a part of the world that has historically been prone to natural disasters such as tsunamis, earthquakes, volcanoes and typhoons, and is economically sensitive to environmental events. Any such event could result in a significant adverse impact on Indonesia's economy. These factors, among others, make investing in issuers located or operating in Indonesia significantly riskier than investing in issuers located or operating in more developed countries, and any one of them could cause a decline in the value of the Fund's Shares.

The value of the Indonesian rupiah may be subject to a high degree of fluctuation. The Fund's assets will be invested primarily in equity securities of Indonesian issuers and the income received by the Fund will be principally in Indonesian rupiah. The Fund's exposure to the Indonesian rupiah and changes in value of the Indonesian rupiah versus the U.S. dollar may result in reduced returns for the Fund. Moreover, the Fund may incur costs in connection with conversions between U.S. dollars and the Indonesian rupiah.

Special Risk Considerations of Investing in Japanese Issuers. (VanEck Vectors Oil Refiners ETF and VanEck Vectors Uranium+Nuclear Energy ETF only.) Investments in securities of Japanese issuers involve risks and special considerations not typically associated with investments in the U.S. securities markets. Investment in securities of Japanese issuers, including issuers located outside of Japan that generate significant revenues from Japan, involves risks that may negatively affect the value of your investment in the Fund. The risks of investing in the securities of Japanese issuers also includes lack of natural resources, fluctuations or shortages in the commodity markets, new trade regulations, decreasing U.S. imports and changes in the U.S. dollar exchange rates. Japan is located in a part of the world that has historically been prone to natural disasters such as earthquakes, volcanoes and tsunamis and is economically sensitive to environmental events. Any such event could result in a significant adverse impact on the Japanese economy. In addition, such disasters, and the resulting damage, could impair the long-term ability of issuers in which the Fund invests to conduct their businesses in the manner normally conducted.

Special Risk Considerations of Investing in Luxembourg Issuers. (VanEck Vectors Steel ETF only.) Investments in securities of Luxembourg issuers involve risks and special considerations not typically associated with investments in the U.S. securities markets. Luxembourg's economy is heavily dependent on the financials sector, particularly banking and financial exports. Luxembourg is a small, land-locked country that does not have significant natural resources and relies mostly on imports to satisfy energy demands. Sustained high prices of certain commodities may have a significant, adverse impact on the economy of Luxembourg.

Special Risk Considerations of Investing in South African Issuers. (VanEck Vectors Junior Gold Miners ETF only.) Investments in securities of South African issuers involve risks and special considerations not typically associated with investments in the U.S. securities markets. The economies of certain African countries have experienced high unemployment, famine, currency volatility, inflation, general economic malaise, and internal and external conflicts that have resulted in significant displacement of local populations. While some countries in the region have experienced greater political stability and economic growth than neighboring states, adverse social and economic conditions in one country may have a significant adverse effect on other countries of this region. Additionally, the agriculture and mining sectors of South Africa's economy account for a large portion of its exports, and thus the South African economy is susceptible to fluctuations in these commodity markets.

Special Risk Considerations of Investing in United Kingdom Issuers. (VanEck Vectors Steel ETF only.) Investments in securities of UK issuers involve risks and special considerations not typically associated with investments in the U.S. securities markets. Investments in UK issuers may subject a Fund to regulatory, political, currency, security and economic risks specific to the UK. The British economy relies heavily on the export of financial services to the United States and other European countries. A prolonged slowdown in the financial services sector may have a negative impact on the British economy. In the past, the UK has been a target of terrorism. Acts of terrorism in the UK or against British interests abroad may cause uncertainty in the British financial markets and adversely affect the performance of the issuers to which the Fund has exposure. The British economy, along with the United States and certain other EU economies, experienced a significant economic slowdown during the recent financial crisis.

In a referendum held on June 23, 2016, voters in the UK voted to leave the EU, creating economic and political uncertainty in its wake. On January 31, 2020, the UK officially withdrew from the EU. A transition phase has commenced and is scheduled to conclude on December 31, 2020. During the transition phase, the UK effectively remains in the EU from an economic perspective but no longer has any political representation in the EU Parliament. Significant uncertainty exists regarding such withdrawal will have on the euro, European economies and the global markets.

Risk of Investing in Foreign Securities. Investments in the securities of foreign issuers involve risks beyond those associated with investments in U.S. securities. These additional risks include greater market volatility, the availability of less reliable financial information, higher transactional and custody costs, taxation by foreign governments, decreased market liquidity and political instability. Because certain foreign securities markets may be limited in size, the activity of large traders may have an undue influence on the prices of securities that trade in such markets. Certain foreign markets that have historically been considered relatively stable may become volatile in response to changed conditions or new developments. Increased interconnectivity of world economies and financial markets increases the possibility that adverse developments and conditions in one country or region will affect the stability of economies and financial markets in other countries or regions. Each Fund invests in securities of issuers located in countries whose economies are heavily dependent upon trading with key partners. Any reduction in this trading may have an adverse impact on a Fund's investments. Because each Fund may invest in securities denominated in foreign currencies and some of the income received by the Fund may be in foreign currency, changes in currency exchange rates may negatively impact the Fund's return. The risks of investing in emerging market countries are greater than risks associated with investments in foreign developed countries.

Foreign issuers are often subject to less stringent requirements regarding accounting, auditing, financial reporting and record keeping than are U.S. issuers, and therefore, not all material information may be available or reliable. Securities exchanges or foreign governments may adopt rules or regulations that may negatively impact a Fund's ability to invest in foreign securities or may prevent each Fund from repatriating its investments. Each Fund may also invest in depositary receipts, which involve similar risks to those associated with investments in foreign securities. In addition, each Fund may not receive shareholder communications or be permitted to vote the securities that it holds, as the issuers may be under no legal obligation to distribute shareholder communications.

Certain foreign markets may rely heavily on particular industries or foreign capital and are more vulnerable to diplomatic developments, the imposition of economic sanctions against a particular country or countries, organizations, entities and/or individuals, changes in international trade patterns, trade barriers, and other protectionist or retaliatory measures. The United States and other nations or international organizations may impose economic sanctions or take other actions that may adversely affect issuers of specific countries. Economic sanctions could, among other things, effectively restrict or eliminate a Fund's ability to purchase or sell securities or groups of securities for a substantial period of time, and may make the Fund's investments in such securities harder to value. These sanctions, any future sanctions or other actions, or even the threat of further sanctions or other actions, may negatively affect the value and liquidity of a Fund.

Also, certain issuers located in foreign countries in which a Fund invests may operate in, or have dealings with, countries subject to sanctions and/or embargoes imposed by the U.S. Government and the United Nations and/or countries identified by the U.S. Government as state sponsors of terrorism. As a result, an issuer may sustain damage to its reputation if it is identified as an issuer which operates in, or has dealings with, such countries. A Fund, as an investor in such issuers, will be indirectly subject to those risks.

Risk of Investing in Emerging Market Issuers. (VanEck Vectors Coal ETF, VanEck Vectors Junior Gold Miners ETF, VanEck Vectors Oil Refiners ETF, VanEck Vectors Rare Earth/Strategic Metals ETF and VanEck Vectors Steel ETF only.) Each Fund may invest its assets in securities of emerging market issuers. Investment in securities of emerging market issuers involves risks not typically associated with investments in securities of issuers in more developed countries that may negatively affect the value of your investment in the Fund. Such heightened risks may include, among others, expropriation and/or nationalization of assets, restrictions on and government intervention in international trade, confiscatory taxation, political instability, including authoritarian and/or military involvement in governmental decision making, armed conflict, the impact on the economy as a result of civil war, crime (including drug violence) and social instability as a result of religious, ethnic and/or socioeconomic unrest. Issuers in certain emerging market countries are subject to less stringent requirements regarding accounting, auditing, financial reporting and record keeping than are issuers in more developed markets, and therefore, all material information may not be available or reliable. Emerging markets are also more likely than developed markets to experience problems with the clearing and settling of trades, as well as the holding of securities by local banks, agents and depositories. Low trading volumes and volatile prices in less developed markets may make trades harder to complete and settle, and governments or trade groups may compel local agents to hold securities in designated depositories that may not be subject to independent evaluation. Local agents are held only to the standards of care of their local markets. In general, the less developed a country's securities markets are, the greater the likelihood of custody problems. Additionally, each of the factors described below could have a negative impact on the Fund's performance and increase the volatility of the Fund.

Securities Markets. Securities markets in emerging market countries are underdeveloped and are often considered to be less correlated to global economic cycles than those markets located in more developed countries. Securities markets in emerging market countries are subject to greater risks associated with market volatility, lower market capitalization, lower trading volume, illiquidity, inflation, greater price fluctuations, uncertainty regarding the existence of trading markets, governmental control and heavy regulation of labor and industry. These factors, coupled with restrictions on foreign investment and other factors, limit the supply of securities available for investment by a Fund. This will affect the rate at which a Fund is able to invest in emerging market countries, the purchase and sale prices for such securities and the timing of purchases and sales. Emerging markets can experience high rates of inflation, deflation and currency devaluation. The prices of certain securities listed on securities markets in emerging market countries have been subject to sharp fluctuations and sudden declines and no assurance can be given as to the future performance of listed securities in general. Volatility of prices may be greater than in more developed securities markets. Moreover, securities markets in emerging market countries may be closed for extended periods of time or trading on securities markets may be suspended altogether due to political or civil unrest. Market volatility may also be heightened by the actions of a small number of investors. Brokerage firms in emerging market countries may be fewer in number and less established than brokerage firms in more developed markets. Since a Fund may need to effect securities transactions through these brokerage firms, the Fund is subject to the risk that these brokerage firms will not be able to fulfill their obligations to the Fund. This risk is magnified to the extent a Fund effects securities transactions through a single brokerage firm or a small number of brokerage firms. In addition, the infrastructure for the safe custody of securities and for purchasing and selling securities, settling trades, collecting dividends, initiating corporate actions, and following corporate activity is not as well developed in emerging market countries as is the case in certain more developed markets.

Political and Economic Risk. Certain emerging market countries have historically been subject to political instability and their prospects are tied to the continuation of economic and political liberalization in the region. Instability may result from factors such as government or military intervention in decision making, terrorism, civil unrest, extremism or hostilities between neighboring countries. Any of these factors, including an outbreak of hostilities, could negatively impact a Fund's returns. Limited political and democratic freedoms in emerging market countries might cause significant social unrest. These factors may have a significant adverse effect on an emerging market country's economy.

Many emerging market countries may be heavily dependent upon international trade and, consequently, may continue to be negatively affected by trade barriers, exchange controls, managed adjustments in relative currency values and other protectionist measures imposed or negotiated by the countries with which it trades. They also have been and may continue to be adversely affected by economic conditions in the countries with which they trade.

In addition, commodities (such as oil, gas and minerals) represent a significant percentage of certain emerging market countries' exports and these economies are particularly sensitive to fluctuations in commodity prices. Adverse economic events in one country may have a significant adverse effect on other countries of this region. In addition, most emerging market countries have experienced, at one time or another, severe and persistent levels of inflation, including, in some cases, hyperinflation. This has, in turn, led to high interest rates, extreme measures by governments to keep inflation in check, and a generally debilitating effect on economic growth. Although inflation in many countries has lessened, there is no guarantee it

will remain at lower levels. The political history of certain emerging market countries has been characterized by political uncertainty, intervention by the military in civilian and economic spheres, and political corruption. Such events could reverse favorable trends toward market and economic reform, privatization, and removal of trade barriers, and result in significant disruption in securities markets in the region.

Also, from time to time, certain issuers located in emerging market countries in which the Fund invests may operate in, or have dealings with, countries subject to sanctions and/or embargoes imposed by the U.S. Government and the United Nations and/or countries identified by the U.S. Government as state sponsors of terrorism. As a result, an issuer may sustain damage to its reputation if it is identified as an issuer which operates in, or has dealings with, such countries. The Fund, as an investor in such issuers, will be indirectly subject to those risks.

The economies of one or more countries in which a Fund may invest may be in various states of transition from a planned economy to a more market oriented economy. The economies of such countries differ from the economies of most developed countries in many respects, including levels of government involvement, states of development, growth rates, control of foreign exchange and allocation of resources. Economic growth in these economies may be uneven both geographically and among various sectors of their economies and may also be accompanied by periods of high inflation. Political changes, social instability and adverse diplomatic developments in these countries could result in the imposition of additional government restrictions including expropriation of assets, confiscatory taxes or nationalization of some or all of the property held by the underlying issuers of securities included in a Fund's Index. There is no guarantee that the governments of these countries will not revert back to some form of planned or non-market oriented economy, and such governments continue to be active participants in many economic sectors through ownership positions and regulation. The allocation of resources in such countries is subject to a high level of government control. Such countries' governments may strictly regulate the payment of foreign currency denominated obligations and set monetary policy. Through their policies, these governments may provide preferential treatment to particular industries or companies. The policies set by the government of one of these countries could have a substantial effect on that country's economy.

Investment and Repatriation Restrictions. The government in an emerging market country may restrict or control to varying degrees the ability of foreign investors to invest in securities of issuers located or operating in such emerging market countries. These restrictions and/or controls may at times limit or prevent foreign investment in securities of issuers located or operating in emerging market countries and may inhibit a Fund's ability to track its Index. In addition, a Fund may not be able to buy or sell securities or receive full value for such securities. Moreover, certain emerging market countries may require governmental approval or special licenses prior to investments by foreign investors and may limit the amount of investments by foreign investors in a particular industry and/or issuer; may limit such foreign investment to a certain class of securities of an issuer that may have less advantageous rights than the classes available for purchase by domiciliaries of such emerging market countries; and/or may impose additional taxes on foreign investors. A delay in obtaining a required government approval or a license would delay investments in those emerging market countries, and, as a result, a Fund may not be able to invest in certain securities while approval is pending. The government of certain emerging market countries may also withdraw or decline to renew a license that enables a Fund to invest in such country. These factors make investing in issuers located or operating in emerging market countries significantly riskier than investing in issuers located or operating in more developed countries, and any one of them could cause a decline in the value of a Fund's Shares.

Additionally, investments in issuers located in certain emerging market countries may be subject to a greater degree of risk associated with governmental approval in connection with the repatriation of investment income, capital or the proceeds of sales of securities by foreign investors. Moreover, there is the risk that if the balance of payments in an emerging market country declines, the government of such country may impose temporary restrictions on foreign capital remittances. Consequently, the Fund could be adversely affected by delays in, or a refusal to grant, required governmental approval for repatriation of capital, as well as by the application to the Fund of any restrictions on investments. Furthermore, investments in emerging market countries may require the Fund to adopt special procedures, seek local government approvals or take other actions, each of which may involve additional costs to the Fund.

Available Disclosure About Emerging Market Issuers. Issuers located or operating in emerging market countries are not subject to the same rules and regulations as issuers located or operating in more developed countries. Therefore, there may be less financial and other information publicly available with regard to issuers located or operating in emerging market countries and such issuers are not subject to the uniform accounting, auditing and financial reporting standards applicable to issuers located or operating in more developed countries.

Foreign Currency Considerations. A Fund's assets that are invested in equity securities of issuers in emerging market countries will generally be denominated in foreign currencies, and the income received by the Fund from these investments will be principally in foreign currencies. The value of an emerging market country's currency may be subject to a high degree of fluctuation. This fluctuation may be due to changes in interest rates, the effects of monetary policies issued by the United States, foreign governments, central banks or supranational entities, the imposition of currency controls or other national or global political or economic developments. The economies of certain emerging market countries can be significantly affected by currency devaluations. Certain emerging market countries may also have managed currencies which are maintained at

artificial levels relative to the U.S. dollar rather than at levels determined by the market. This type of system can lead to sudden and large adjustments in the currency which, in turn, can have a disruptive and negative effect on foreign investors.

A Fund's exposure to an emerging market country's currency and changes in value of such foreign currencies versus the U.S. dollar may reduce a Fund's investment performance and the value of your investment in the Fund. Meanwhile, a Fund will compute and expects to distribute its income in U.S. dollars, and the computation of income will be made on the date that the income is earned by the Fund at the foreign exchange rate in effect on that date. Therefore, if the value of the respective emerging market country's currency falls relative to the U.S. dollar between the earning of the income and the time at which a Fund converts the relevant emerging market country's currency to U.S. dollars, the Fund may be required to liquidate certain positions in order to make distributions if the Fund has insufficient cash in U.S. dollars to meet distribution requirements under the Internal Revenue Code. The liquidation of investments, if required, could be at disadvantageous prices or otherwise have an adverse impact on a Fund's performance.

Certain emerging market countries also restrict the free conversion of their currency into foreign currencies, including the U.S. dollar. There is no significant foreign exchange market for many such currencies and it would, as a result, be difficult for a Fund to engage in foreign currency transactions designed to protect the value of the Fund's interests in securities denominated in such currencies. Furthermore, if permitted, a Fund may incur costs in connection with conversions between U.S. dollars and an emerging market country's currency. Foreign exchange dealers realize a profit based on the difference between the prices at which they are buying and selling various currencies. Thus, a dealer normally will offer to sell a foreign currency to the Fund at one rate, while offering a lesser rate of exchange should the Fund desire immediately to resell that currency to the dealer. A Fund will conduct its foreign currency exchange transactions either on a spot (i.e., cash) basis at the spot rate prevailing in the foreign currency exchange market, or through entering into forward, futures or options contracts to purchase or sell foreign currencies.

Operational and Settlement Risk. In addition to having less developed securities markets, emerging market countries have less developed custody and settlement practices than certain developed countries. Rules adopted under the 1940 Act permit a Fund to maintain its foreign securities and cash in the custody of certain eligible non-U.S. banks and securities depositories. Banks in emerging market countries that are eligible foreign sub custodians may be recently organized or otherwise lack extensive operating experience. In addition, in certain emerging market countries there may be legal restrictions or limitations on the ability of a Fund to recover assets held in custody by a foreign sub-custodian in the event of the bankruptcy of the sub-custodian. Because settlement systems in emerging market countries may be less organized than in other developed markets, there may be a risk that settlement may be delayed and that cash or securities of the Fund may be in jeopardy because of failures of or defects in the systems. Under the laws in many emerging market countries, a Fund may be required to release local shares before receiving cash payment or may be required to make cash payment prior to receiving local shares, creating a risk that the Fund may surrender cash or securities without ever receiving securities or cash from the other party. Settlement systems in emerging market countries also have a higher risk of failed trades and back to back settlements may not be possible.

A Fund may not be able to convert a foreign currency to U.S. dollars in time for the settlement of redemption requests. In the event of a redemption request from an AP, a Fund will be required to deliver U.S. dollars to the AP on the settlement date. In the event that a Fund is not able to convert the foreign currency to U.S. dollars in time for settlement, which may occur as a result of the delays described above, the Fund may be required to liquidate certain investments and/or borrow money in order to fund such redemption. The liquidation of investments, if required, could be at disadvantageous prices or otherwise have an adverse impact on the Fund's performance (e.g., by causing the Fund to overweight foreign currency denominated holdings and underweight other holdings which were sold to fund redemptions). In addition, a Fund will incur interest expense on any borrowings and the borrowings will cause the Fund to be leveraged, which may magnify gains and losses on its investments.

In certain emerging market countries, the marketability of quoted shares may be limited due to the restricted opening hours of stock exchanges, and a narrow range of investors and a relatively high proportion of market value may be concentrated in the hands of a relatively small number of shareholders. In addition, because certain emerging market countries' stock exchanges on which a Fund's portfolio securities may trade are open when the Exchange is closed, the Fund may be subject to heightened risk associated with market movements. Trading volume may be lower on certain emerging market countries' stock exchanges than on more developed securities markets and equities may be generally less liquid. The infrastructure for clearing, settlement and registration on the primary and secondary markets of certain emerging market countries are less developed than in certain other markets and under certain circumstances this may result in a Fund experiencing delays in settling and/or registering transactions in the markets in which it invests, particularly if the growth of foreign and domestic investment in certain emerging market countries places an undue burden on such investment infrastructure. Such delays could affect the speed with which a Fund can transmit redemption proceeds and may inhibit the initiation and realization of investment opportunities at optimum times.

Certain issuers in emerging market countries may utilize share blocking schemes. Share blocking refers to a practice, in certain foreign markets, where voting rights related to an issuer's securities are predicated on these securities being blocked from trading at the custodian or sub custodian level, for a period of time around a shareholder meeting. These restrictions

ADDITIONAL INFORMATION ABOUT THE FUNDS' INVESTMENT STRATEGIES AND RISKS (continued)

have the effect of barring the purchase and sale of certain voting securities within a specified number of days before and, in certain instances, after a shareholder meeting where a vote of shareholders will be taken. Share blocking may prevent the Fund from buying or selling securities for a period of time. During the time that shares are blocked, trades in such securities will not settle. The blocking period can last up to several weeks. The process for having a blocking restriction lifted can be quite onerous with the particular requirements varying widely by country. In addition, in certain countries, the block cannot be removed. As a result of the ramifications of voting ballots in markets that allow share blocking, the Adviser, on behalf of the Fund, reserves the right to abstain from voting proxies in those markets.

Corporate and Securities Laws. Securities laws in emerging market countries are relatively new and unsettled and, consequently, there is a risk of rapid and unpredictable change in laws regarding foreign investment, securities regulation, title to securities and shareholder rights. Accordingly, foreign investors may be adversely affected by new or amended laws and regulations. In addition, the systems of corporate governance to which emerging market issuers are subject may be less advanced than those systems to which issuers located in more developed countries are subject, and therefore, shareholders of issuers located in emerging market countries may not receive many of the protections available to shareholders of issuers located in more developed countries. In circumstances where adequate laws and shareholder rights exist, it may not be possible to obtain swift and equitable enforcement of the law. In addition, the enforcement of systems of taxation at federal, regional and local levels in emerging market countries may be inconsistent and subject to sudden change.

Foreign Currency Risk. Because a Fund's assets that are invested in equity securities of issuers in foreign countries may be denominated in foreign currencies, the proceeds received by the Fund from these investments will generally be in foreign currencies. A Fund's exposure to foreign currencies and changes in the value of foreign currencies versus the U.S. dollar may result in reduced returns for the Fund, and the value of certain foreign currencies may be subject to a high degree of fluctuation. Moreover, a Fund may incur costs in connection with conversions between U.S. dollars and foreign currencies. The value of certain emerging market countries' currency may be subject to a high degree of fluctuation. This fluctuation may be due to changes in interest rates, investors' expectations concerning inflation and interest rates, the emerging market country's debt levels and trade deficit, the effects of monetary policies issued by the United States, foreign governments, central banks or supranational entities, the imposition of currency controls or other national or global political or economic developments. For example, certain emerging market countries have experienced economic challenges and liquidity issues with respect to their currency. The economies of certain emerging market countries can be significantly affected by currency devaluations. Certain emerging market countries may also have managed currencies which are maintained at artificial levels relative to the U.S. dollar rather than at levels determined by the market. This type of system could lead to sudden and large adjustments in the currency, which in turn, can have a negative effect on a Fund and its investments.

Risk of Investing in Depositary Receipts. A Fund may invest in depositary receipts, which involve similar risks to those associated with investments in foreign securities. Depositary receipts are receipts listed on U.S. or foreign exchanges issued by banks or trust companies that entitle the holder to all dividends and capital gains that are paid out on the underlying foreign shares. The issuers of certain depositary receipts are under no obligation to distribute shareholder communications to the holders of such receipts, or to pass through to them any voting rights with respect to the deposited securities. Investments in depositary receipts may be less liquid than the underlying shares in their primary trading market and, if not included in a Fund's Index, may negatively affect a Fund's ability to replicate the performance of its Index. In addition, investments in depositary receipts that are not included in a Fund's Index may lead to tracking error.

Risk of Investing in the Basic Materials Sector. (VanEck Vectors Agribusiness ETF, VanEck Vectors Coal ETF, VanEck Vectors Natural Resources ETF, VanEck Vectors Rare Earth/Strategic Metals ETF and VanEck Vectors Steel ETF only.) A Fund will be sensitive to, and its performance may depend to a greater extent on, the overall condition of the basic materials sector. Companies engaged in the production and distribution of basic materials may be adversely affected by changes in world events, political and economic conditions, energy conservation, environmental policies, commodity price volatility, changes in exchange rates, imposition of import controls, increased competition, depletion of resources and labor relations.

Risk of Investing in the Consumer Staples Sector. (VanEck Vectors Agribusiness ETF and VanEck Vectors Natural Resources ETF only.) A Fund will be sensitive to, and its performance may depend to a greater extent on, the overall condition of the consumer staples sector. These companies may be adversely affected by changes in the worldwide economy, consumer spending, competition, demographics and consumer preferences, exploration and production spending. Companies in this sector are also affected by changes in government regulation, world events and economic conditions.

Risk of Investing in the Energy Sector. (VanEck Vectors Coal ETF, VanEck Vectors Natural Resources ETF, VanEck Vectors Oil Refiners ETF, VanEck Vectors Oil Services ETF, VanEck Vectors Unconventional Oil & Gas ETF and VanEck Vectors Uranium +Nuclear Energy ETF only.) A Fund will be sensitive to changes in, and its performance may depend to a greater extent on, the overall condition of the energy sector. Companies operating in the energy sector are subject to risks including, but not limited to, economic growth, worldwide demand, political instability in the regions that the companies operate, government regulation stipulating rates charged by utilities, interest rate sensitivity, oil price volatility, energy conservation, environmental policies, depletion of resources and the cost of providing the specific utility services and other factors that they cannot control.

The energy sector is cyclical and is highly dependent on commodity prices; prices and supplies of energy may fluctuate significantly over short and long periods of time due to, among other things, national and international political changes, Organization of Petroleum Exporting Countries ("OPEC") policies, changes in relationships among OPEC members and between OPEC and oil-importing nations, the regulatory environment, taxation policies, and the economy of the key energy-consuming countries. Commodity prices have recently been subject to increased volatility and declines, which may negatively affect companies in which the Fund invests.

Companies in the energy sector may be adversely affected by terrorism, natural disasters or other catastrophes. Companies in the energy sector are at risk of civil liability from accidents resulting in injury, loss of life or property, pollution or other environmental damage claims. Disruptions in the oil industry or shifts in fuel consumption may significantly impact companies in this sector. Significant oil and gas deposits are located in emerging markets countries where corruption and security may raise significant risks, in addition to the other risks of investing in emerging markets.

Companies in the energy sector may also be adversely affected by changes in exchange rates, tax treatment, government regulation and intervention, negative perception, efforts at energy conservation and world events in the regions in which the companies operate (e.g., expropriation, nationalization, confiscation of assets and property or the imposition of restrictions on foreign investments and repatriation of capital, military coups, social unrest, violence or labor unrest). Because a significant portion of revenues of companies in this sector is derived from a relatively small number of customers that are largely comprised of governmental entities and utilities, governmental budget constraints may have a significant impact on the stock prices of companies in this sector. The energy sector is highly regulated. Entities operating in the energy sector are subject to significant regulation of nearly every aspect of their operations by federal, state and local governmental agencies. Such regulation can change rapidly or over time in both scope and intensity. Stricter laws, regulations or enforcement policies could be enacted in the future which would likely increase compliance costs and may materially adversely affect the financial performance of companies in the energy sector.

A downturn in the energy sector of the economy, adverse political, legislative or regulatory developments or other events could have a larger impact on the Fund than on an investment company that does not invest a substantial portion of its assets in the energy sector. At times, the performance of securities of companies in the energy sector may lag the performance of other sectors or the broader market as a whole. The price of oil, natural gas and other fossil fuels may decline and/or experience significant volatility, which could adversely impact companies operating in the energy sector.

Risk of Investing in the Health Care Sector. (VanEck Vectors Agribusiness ETF only.) A Fund will be sensitive to, and its performance may depend to a greater extent on, the overall condition of the health care sector. Companies in the health care sector may be affected by extensive government regulation, restrictions on government reimbursement for medical expenses, rising costs of medical products and services, pricing pressure, an increased emphasis on outpatient services, limited number of products, industry innovation, changes in technologies and other market developments. Many health care companies are heavily dependent on patent protection. The expiration of patents may adversely affect the profitability of these companies. Many health care companies are subject to extensive litigation based on product liability and similar claims. Health care companies are subject to competitive forces that may make it difficult to raise prices and, in fact, may result in price discounting. Many new products in the health care sector may be subject to regulatory approvals. The process of obtaining such approvals may be long and costly. Companies in the health care sector may be thinly capitalized and may be susceptible to product obsolescence.

Risk of Investing in the Industrials Sector. (VanEck Vectors Agribusiness ETF, VanEck Vectors Coal ETF, VanEck Vectors Low Carbon Energy ETF and VanEck Vectors Natural Resources ETF only.) A Fund will be sensitive to, and its performance may depend to a greater extent on, the overall condition of the industrials sector. Companies in the industrials sector may be adversely affected by changes in government regulation, world events and economic conditions. In addition, companies in the industrials sector may be adversely affected by environmental damages, product liability claims and exchange rates. The stock prices of companies in the industrials sector are affected by supply and demand both for their specific product or service and for industrial sector products in general. The products of manufacturing companies may face product obsolescence due to rapid technological developments and frequent new product introduction. In addition, the industrials sector may also be adversely affected by changes or trends in commodity prices, which may be influenced or characterized by unpredictable factors.

Risks of Investing in the Information Technology Sector. (VanEck Vectors Low Carbon Energy ETF only.) A Fund will be sensitive to, and its performance may depend to a greater extent on, the overall condition of the information technology sector. Information technology companies face intense competition, both domestically and internationally, which may have an adverse effect on profit margins. Information technology companies may have limited product lines, markets, financial resources or personnel. The products of information technology companies may face product obsolescence due to rapid technological developments and frequent new product introduction, unpredictable changes in growth rates and competition for the services of qualified personnel. Companies in the information technology sector are heavily dependent on patent protection and the expiration of patents may adversely affect the profitability of these companies.

Risk of Investing in the Utilities Sector. (VanEck Vectors Low Carbon Energy ETF and VanEck Vectors Uranium+Nuclear Energy ETF only.) A Fund will be sensitive to changes in, and its performance may depend to a greater extent on, the overall condition of the utilities sector. Issuers in the utilities sector are subject to a variety of factors that may adversely affect their

ADDITIONAL INFORMATION ABOUT THE FUNDS' INVESTMENT STRATEGIES AND RISKS (continued)

business or operations, including high interest costs in connection with capital construction and improvement programs, difficulty in raising capital in adequate amounts on reasonable terms in periods of high inflation and unsettled capital markets, and the effects of economic slowdowns and surplus capacity. Companies in the utilities sector are subject to extensive regulation, including governmental regulation of rates charged to customers, and may face difficulty in obtaining regulatory approval of new technologies. The effects of a U.S. national energy policy and lengthy delays and greatly increased costs and other problems associated with the design, construction, licensing, regulation and operation of nuclear facilities for electric generation, including, among other considerations, the problems associated with the use of radioactive materials and the disposal of radioactive wastes, may adversely affect companies in the utilities sector. Certain companies in the utilities sector may be inexperienced and may suffer potential losses resulting from a developing deregulatory environment. Technological innovations may render existing plants, equipment or products obsolete. Companies in the utilities sector may face increased competition from other providers of utility services. The potential impact of terrorist activities on companies in the utilities sector and its customers and the impact of natural or man-made disasters may adversely affect the utilities sector. Issuers in the utilities sector also may be subject to regulation by various governmental authorities and may be affected by the imposition of special tariffs and changes in tax laws, regulatory policies and accounting standards.

Risk of Investing in Small- and/or Medium-Capitalization Companies. A Fund may invest in small- and/or medium-capitalization companies and, therefore will be subject to certain risks associated with small- and/or medium-capitalization companies. These companies are often subject to less analyst coverage and may be in early and less predictable periods of their corporate existences, with little or no record of profitability. In addition, these companies often have greater price volatility, lower trading volume and less liquidity than larger more established companies. These companies tend to have smaller revenues, narrower product lines, less management depth and experience, smaller shares of their product or service markets, fewer financial resources and less competitive strength than large-capitalization companies. Returns on investments in securities of small- and/or medium-capitalization companies could trail the returns on investments in securities of larger companies.

Risk of Cash Transactions. Unlike other ETFs, VanEck Vectors Agribusiness ETF, VanEck Vectors Natural Resources ETF, VanEck Vectors Oil Refiners ETF, VanEck Vectors Rare Earth/Strategic Metals ETF and VanEck Vectors Uranium+Nuclear Energy ETF effect their creations and redemptions at least partially for in-kind securities and partially for cash, rather than wholly for in-kind securities. Because these Funds currently intend to effect a portion of redemptions for cash, rather than in-kind distributions, they may be required to sell portfolio securities in order to obtain the cash needed to distribute redemption proceeds, which involves transaction costs that the Funds may not have incurred had they effected redemptions entirely in kind. These costs may include brokerage costs and/or taxable gains or losses, which may be imposed on the Funds and decrease the Funds' NAV to the extent such costs are not offset by a transaction fee payable by an AP. If a Fund recognizes gain on these sales, this generally will cause the Fund to recognize gain it might not otherwise have recognized if it were to distribute portfolio securities in-kind, or to recognize such gain sooner than would otherwise be required. As a result, an investment in such Fund may be less tax-efficient than an investment in a more conventional ETF. Other ETFs generally are able to make in-kind redemptions and avoid realizing gains in connection with transactions designed to raise cash to meet redemption requests. The Funds generally intend to distribute these gains to shareholders to avoid being taxed on this gain at the Fund level and otherwise comply with the special tax rules that apply to it. This strategy may cause shareholders to be subject to tax on gains they would not otherwise be subject to, or at an earlier date than, if they had made an investment in a different ETF. Additionally, transactions may have to be carried out over several days if the securities market is relatively illiquid and may involve considerable transaction fees and taxes.

Equity Securities Risk. The value of the equity securities held by each Fund may fall due to general market and economic conditions, perceptions regarding the markets in which the issuers of securities held by a Fund participate, or factors relating to specific issuers in which a Fund invests. For example, an adverse event, such as an unfavorable earnings report, may result in a decline in the value of equity securities of an issuer held by a Fund; the price of the equity securities of an issuer may be particularly sensitive to general movements in the securities markets; or a drop in the securities markets may depress the price of most or all of the equities securities held by a Fund. In addition, the equity securities of an issuer in a Fund's portfolio may decline in price if the issuer fails to make anticipated dividend payments. Equity securities are subordinated to preferred securities and debt in a company's capital structure with respect to priority in right to a share of corporate income, and therefore will be subject to greater dividend risk than preferred securities or debt instruments. In addition, while broad market measures of equity securities have historically generated higher average returns than fixed income securities, equity securities have generally also experienced significantly more volatility in those returns, although under certain market conditions fixed income securities may have comparable or greater price volatility. A change in the financial condition, market perception or the credit rating of an issuer of securities included in a Fund's index may cause the value of its securities to decline.

Market Risk. The prices of the securities in the Funds are subject to the risks associated with investing in the securities market, including general economic conditions, sudden and unpredictable drops in value, exchange trading suspensions and closures and public health risks. These risks may be magnified if certain social, political, economic and other conditions and events (such as natural disasters, epidemics and pandemics, terrorism, conflicts and social unrest) adversely interrupt the global economy; in these and other circumstances, such events or developments might affect companies world-wide. Overall securities values could decline generally or could underperform other investments. An investment in the Funds may lose money.

Operational Risk. Each Fund is exposed to operational risk arising from a number of factors, including but not limited to, human error, processing and communication errors, errors of the Fund's service providers, counterparties or other third- parties, failed or inadequate processes and technology or system failures.

Index Tracking Risk. Each Fund's return may not match the return of its Index for a number of reasons. For example, a Fund incurs a number of operating expenses, including taxes, not applicable to its Index and incurs costs associated with buying and selling securities, especially when rebalancing the Fund's securities holdings to reflect changes in the composition of its Index or, raising cash to meet redemptions or deploying cash in connection with newly created Creation Units (if the Fund effects creations and redemptions for cash), which are not factored into the return of its Index. Transaction costs, including brokerage costs, will decrease a Fund's NAV to the extent not offset by the transaction fee payable by an AP. Market disruptions and regulatory restrictions could have an adverse effect on a Fund's ability to adjust its exposure to the required levels in order to track its Index. Unusual market conditions may cause a Fund's Index's provider to postpone a scheduled rebalance, which could cause such Index to vary from its normal or expected composition. There is no assurance that the Index Providers (defined herein) or any agents that may act on their behalf will compile each Fund's Index accurately, or that each Index will be determined, composed or calculated accurately. Errors in respect of the quality, accuracy and completeness of the data used to compile an Index may occur from time to time and may not be identified and corrected by the Index Providers for a period of time or at all, particularly where the indices are less commonly used as benchmarks by funds or managers. Therefore, gains, losses or costs associated with errors of the Index Providers or their agents will generally be borne by the applicable Fund and its shareholders. For example, during a period where a Fund's Index contains incorrect constituents, the Fund would have market exposure to such constituents and would be underexposed to an Index's other constituents. Such errors may negatively or positively impact a Fund and its shareholders. Any gains due to the Index Provider's or others' errors will be kept by the applicable Funds and its shareholders and any losses resulting from an Index Providers' or others' errors will be borne by the applicable Fund and its shareholders. When a Fund's Index is rebalanced and the Fund in turn rebalances its portfolio to attempt to increase the correlation between the Fund's portfolio and its respective Index, any transaction costs and market exposure arising from such portfolio rebalancing may be borne directly by the applicable Fund and its shareholders. A Fund may not be fully invested at times, either as a result of cash flows into the Fund (if the Fund effects creations and redemptions for cash) or reserves of cash held by the Fund to pay expenses or meet redemptions. Apart from scheduled rebalances, a Fund's Index Provider or their agents may carry out additional ad hoc rebalances to the Fund's Index. Therefore, errors and additional ad hoc rebalances carried out by a Fund's Index Provider or their agents to the Fund's Index may increase the costs to and the tracking error risk of the Fund. In addition, a Fund may not invest in certain securities and/or other assets included in its Index, or invest in them in the exact proportions in which they are represented in its Index, due to legal restrictions or limitations imposed by the governments of certain countries, certain Exchange listing standards, a lack of liquidity in markets in which securities trade, potential adverse tax consequences or other regulatory reasons (such as diversification requirements). A lack of liquidity may be due to various events, including market events, economic conditions or investor perceptions. Illiquid securities may be difficult to value and their value may be lower than the market price of comparable liquid securities, which would negatively affect a Fund's performance. Moreover, a Fund may be delayed in purchasing or selling securities included in its Index. When markets are volatile, the ability to sell securities at fair value prices may be adversely impacted and may result in additional trading costs and/or increase the index tracking risk. Any issues a Fund encounters with regard to currency convertibility (including the cost of borrowing funds, if any) and repatriation may also increase the index tracking risk. Certain Funds may also need to rely on borrowings to meet redemptions, which may lead to increased expenses. For tax efficiency purposes, a Fund may sell certain securities, and such sale may cause the Fund to realize a loss and deviate from the performance of its Index. Certain Funds may accept cash in connection with a purchase of Creation Units or effect their redemptions in cash rather than in-kind and, as a result, a Fund's ability to match the return of its respective Index will be affected.

A Fund may fair value certain of the foreign securities and/or underlying currencies or other assets it holds, except those securities primarily traded on exchanges that close at the same time the Fund calculates its NAV. To the extent a Fund calculates its NAV based on fair value prices and the value of its Index is based on securities' closing prices on local foreign markets (i.e., the value of its Index is not based on fair value prices) or if a Fund otherwise calculates its NAV based on prices that differ from those used in calculating its Index, the Fund's ability to track its Index may be adversely affected. The need to comply with the tax diversification and other requirements of the Internal Revenue Code may also impact a Fund's ability to replicate the performance of its Index. In addition, if a Fund utilizes depositary receipts and other derivative instruments that are not included in its Index, its return may not correlate as well with the returns of its Index as would be the case if the Fund purchased all the securities in its Index directly. Actions taken in response to proposed corporate actions may result in increased tracking error. In light of the factors discussed above, each Fund's return may deviate significantly from the return of its Index.

Index tracking risk may be heightened during times of increased market volatility or other unusual market conditions. Changes to the composition of a Fund's Index in connection with a rebalancing or reconstitution of the Index may cause the Fund to experience increased volatility, during which time the Fund's index tracking risk may be heightened.

Authorized Participant Concentration Risk. A Fund may have a limited number of financial institutions that act as APs, none of which are obligated to engage in creation and/or redemption transactions. To the extent that those APs exit the business, or are unable to or choose not to process creation and/or redemption orders, and no other AP is able to step forward to create and redeem, there may be a significantly diminished trading market for Shares or Shares may trade like closed-end funds at a discount

ADDITIONAL INFORMATION ABOUT THE FUNDS' INVESTMENT STRATEGIES AND RISKS (continued)

(or premium) to NAV and possibly face trading halts and/or de-listing. The AP concentration risk may be heightened in scenarios where APs have limited or diminished access to the capital required to post collateral.

No Guarantee of Active Trading Market. While Shares are listed on the Exchange, there can be no assurance that an active trading market for the Shares will be maintained. Further, secondary markets may be subject to irregular trading activity, wide bid/ask spreads and extended trade settlement periods in times of market stress because market makers and APs may step away from making a market in the Shares and in executing creation and redemption orders, which could cause a material deviation in a Fund's market price from its NAV. The Distributor (defined herein), does not maintain a secondary market in the Shares. Investors purchasing and selling shares in the secondary market may not experience investment results consistent with those experienced by those APs creating and redeeming directly with a Fund.

Decisions by market makers or APs to reduce their role or "step away" from these activities in times of market stress could inhibit the effectiveness of the arbitrage process in maintaining the relationship between the underlying value of a Fund's portfolio securities and the Fund's market price. This reduced effectiveness could result in Fund Shares trading at a price which differs materially from NAV and also in greater than normal intraday bid/ask spreads for Fund Shares.

Trading Issues. Trading in Shares on the Exchange may be halted due to market conditions or for reasons that, in the view of the Exchange, make trading in Shares inadvisable. In addition, trading in Shares on the Exchange is subject to trading halts caused by extraordinary market volatility pursuant to the Exchange's "circuit breaker" rules. If a trading halt or unanticipated early close of the Exchange occurs, a shareholder may be unable to purchase or sell shares of a Fund. There can be no assurance that the requirements of the Exchange necessary to maintain the listing of a Fund will continue to be met or will remain unchanged.

Passive Management Risk. Unlike many investment companies, the Funds are not "actively" managed. Therefore, unless a specific security is removed from its Index, a Fund generally would not sell a security because the security's issuer is in financial trouble. If a specific security is removed from a Fund's Index, the Fund may be forced to sell such security at an inopportune time or for prices other than at current market values. An investment in a Fund involves risks similar to those of investing in any fund that invests in equity securities traded on an exchange, such as market fluctuations caused by such factors as economic and political developments, changes in interest rates and perceived trends in security prices. Each Fund's Index may not contain the appropriate or a diversified mix of securities for any particular economic cycle. The timing of changes in the securities of a Fund's portfolio in seeking to replicate its Index could have a negative effect on the Fund. Unlike with an actively managed fund, the Adviser does not use techniques or defensive strategies designed to lessen the effects of market volatility or to reduce the impact of periods of market decline. Additionally, unusual market conditions may cause a Fund's Index provider to postpone a scheduled rebalance or reconstitution, which could cause a Fund's Index to vary from its normal or expected composition. This means that, based on market and economic conditions, a Fund's performance could be lower than funds that may actively shift their portfolio assets to take advantage of market opportunities or to lessen the impact of a market decline or a decline in the value of one or more issuers.

Shareholder Risk. Certain shareholders, including other funds advised by the Adviser, may from time to time own a substantial amount of a Fund's Shares. In addition, a third party investor, the Adviser or an affiliate of the Adviser, an AP, a market maker, or another entity may invest in a Fund and hold its investment for a limited period of time. There can be no assurance that any large shareholder would not redeem its investment. Redemptions by shareholders could have a negative impact on a Fund. In addition, transactions by large shareholders may account for a large percentage of the trading volume on the Exchange, as applicable, and may, therefore, have a material effect on the market price of the Shares.

Fund Shares Trading, Premium/Discount Risk and Liquidity of Fund Shares. Disruptions to creations and redemptions, the existence of market volatility or potential lack of an active trading market for Shares (including through a trading halt), as well as other factors, may result in Shares trading at a significant premium or discount to NAV or to the intraday value of a Fund's holdings. The NAV of the Shares will fluctuate with changes in the market value of a Fund's securities holdings. The market price of Shares will fluctuate, in some cases materially, in accordance with changes in NAV and the intraday value of a Fund's holdings, as well as supply and demand on the Exchange. The Adviser cannot predict whether Shares will trade below, at or above their NAV. Given the fact that Shares can be created and redeemed by APs in Creation Units, the Adviser believes that large discounts or premiums to the NAV of Shares should not be sustained in the long-term. While the creation/redemption feature is designed to make it likely that Shares normally will trade close to the value of a Fund's holdings, market prices are not expected to correlate exactly to the Fund's NAV due to timing reasons, supply and demand imbalances and other factors. The price differences may be due, in large part, to the fact that supply and demand forces at work in the secondary trading market for Shares may be closely related to, but not necessarily identical to, the same forces influencing the prices of the securities of a Fund's portfolio of investments trading individually or in the aggregate at any point in time. If a shareholder purchases Shares at a time when the market price is at a premium to the NAV or sells Shares at a time when the market price is at a discount to the NAV, the shareholder may pay significantly more or receive significantly less than the underlying value of the Shares that were bought or sold or the shareholder may be unable to sell his or her Shares. Any of these factors, discussed above and further below, may lead to the Shares trading at a premium or discount to a Fund's NAV. In addition, because certain of a Fund's underlying securities trade on exchanges that are closed when the Exchange (i.e., the exchange that Shares of the Fund trade on) is open, there are likely to be deviations between the expected value of an underlying security and the closing security's price (i.e., the last quote

from its closed foreign market) resulting in premiums or discounts to NAV that may be greater than those experienced by other ETFs. In addition, the securities held by a Fund may be traded in markets that close at a different time than the Exchange. Liquidity in those securities may be reduced after the applicable closing times. Accordingly, during the time when the Exchange is open but after the applicable market closing, fixing or settlement times, bid/ask spreads and the resulting premium or discount to the Shares' NAV may widen. Additionally, in stressed market conditions, the market for a Fund's Shares may become less liquid in response to deteriorating liquidity in the markets for the Fund's underlying portfolio holdings. There are various methods by which investors can purchase and sell Shares. Investors should consult their financial intermediaries before purchasing or selling Shares of the Funds.

When you buy or sell Shares of a Fund through a broker, you will likely incur a brokerage commission or other charges imposed by brokers. In addition, the market price of Shares, like the price of any exchange-traded security, includes a bid/ask spread charged by the market makers or other participants that trade the particular security. The spread of a Fund's Shares varies over time based on the Fund's trading volume and market liquidity and may increase if the Fund's trading volume, the spread of the Fund's underlying securities, or market liquidity decrease. In times of severe market disruption, including when trading of a Fund's holdings may be halted, the bid/ask spread may increase significantly. This means that Shares may trade at a discount to a Fund's NAV, and the discount is likely to be greatest during significant market volatility.

Issuer-Specific Changes Risk. (VanEck Vectors Coal ETF, VanEck Vectors Oil Refiners ETF, VanEck Vectors Oil Services ETF, VanEck Vectors Rare Earth/Strategic Metals ETF and VanEck Vectors Uranium+Nuclear Energy ETF only.) The value of individual securities or particular types of securities in a Fund's portfolio can be more volatile than the market as a whole and can perform differently from the value of the market as a whole, which may have a greater impact if the Fund's portfolio is concentrated in a country, group of countries, region, market, industry, group of industries, sector or asset class. The value of securities of smaller issuers can be more volatile than that of larger issuers. A change in the financial condition, market perception or credit rating of an issuer of securities included in a Fund's Index may cause the value of its securities to decline.

Non-Diversified Risk. Each Fund is a separate investment portfolio of VanEck Vectors ETF Trust (the "Trust"), which is an open-end investment company registered under the 1940 Act. Each of VanEck Vectors Agribusiness ETF, VanEck Vectors Coal ETF, VanEck Vectors Low Carbon Energy ETF, VanEck Vectors Gold Miners ETF, VanEck Vectors Junior Gold Miners ETF, VanEck Vectors Oil Refiners ETF, VanEck Vectors Oil Services ETF, VanEck Vectors Rare Earth/Strategic Metals ETF, VanEck Vectors Steel ETF, VanEck Vectors Unconventional Oil & Gas ETF and VanEck Vectors Uranium+Nuclear Energy ETF is classified as a "non-diversified" fund under the 1940 Act. As a result, each Fund is subject to the risk that it will be more volatile than a diversified fund because the Fund may invest its assets in a smaller number of issuers or may invest a larger proportion of its assets in a single issuer. Moreover, the gains and losses on a single investment may have a greater impact on a Fund's NAV and may make the Fund more volatile than more diversified funds. Certain Funds may be particularly vulnerable to this risk because their respective Indices are comprised of a limited number of companies.

Concentration Risk. A Fund's assets may be concentrated in a particular sector or sectors or industry or group of industries to the extent that its respective Index concentrates in a particular sector or sectors or industry or group of industries. The securities of many or all of the companies in the same sector or industry may decline in value due to developments adversely affecting such sector or industry. By concentrating its assets in a particular sector or sectors or industry or group of industries, a Fund is subject to the risk that economic, political or other conditions that have a negative effect on those sectors and/or industry or groups of industries may negatively impact a Fund to a greater extent than if the Fund's assets were invested in a wider variety of sectors or industries.

Tax Reform Legislation. (VanEck Vectors Junior Gold Miners ETF only.) A provision in the 2017 tax reform legislation generally required U.S. shareholders, such as the Fund, to recognize on a deemed basis their pro rata shares of the accumulated undistributed earnings of any foreign corporations in which they hold a 10 percent-or-greater interest. The Fund is monitoring the effects of this provision and relevant regulatory guidance on its minimum distribution and qualifying income requirements.

ADDITIONAL NON-PRINCIPAL INVESTMENT STRATEGIES

Each Fund may invest in securities not included in its Index, money market instruments, including repurchase agreements or other funds which invest exclusively in money market instruments, convertible securities, structured notes (notes on which the amount of principal repayment and interest payments are based on the movement of one or more specified factors, such as the movement of a particular stock or stock index) and/or certain derivatives, which the Adviser believes will help a Fund track its Index. A Fund may invest in master limited partnerships ("MLPs") to the extent they are included in its Index. MLPs are limited partnerships that are operated under the supervision of one or more managing general partners. The ownership interests/common units of an MLP are listed and publicly traded on securities exchanges or in the over-the-counter market. Depositary receipts not included in a Fund's Index may be used by the Fund in seeking performance that corresponds to the Index and in managing cash flows, and may count towards compliance with a Fund's 80% policy. Each Fund may also invest, to the extent permitted by the 1940 Act, in other affiliated and unaffiliated funds, such as open-end or closed-end management investment companies, including other ETFs. A Fund will not invest as part of a temporary defensive strategy to protect against potential securities market declines.

BORROWING MONEY

Each Fund may borrow money from a bank up to a limit of one-third of the market value of its assets. Each Fund has entered or intends to enter into a credit facility to borrow money for temporary, emergency or other purposes, including the funding of Shareholder redemption requests, trade settlements and as necessary to distribute to shareholders any income required to maintain such Fund's status as a regulated investment company. To the extent that a Fund borrows money, it may be leveraged; at such times, the Fund will appreciate or depreciate in value more rapidly than its Index. Leverage generally has the effect of increasing the amount of loss or gain a Fund might realize, and may increase volatility in the value of such Fund's investments.

LENDING PORTFOLIO SECURITIES

Each Fund may lend its portfolio securities to brokers, dealers and other financial institutions desiring to borrow securities to complete transactions and for other purposes. In connection with such loans, a Fund receives cash, U.S. government securities and stand-by letters of credit not issued by the Funds' bank lending agent liquid collateral equal to at least 102% of the value of the portfolio securities being loaned. This collateral is marked-to-market on a daily basis. Although a Fund will receive collateral in connection with all loans of its securities holdings, the Fund would be exposed to a risk of loss should a borrower fail to return the borrowed securities (e.g., the Fund would have to buy replacement securities and the loaned securities may have appreciated beyond the value of the collateral held by the Fund) or become insolvent. A Fund may pay fees to the party arranging the loan of securities. In addition, a Fund will bear the risk that it may lose money because the borrower of the loaned securities fails to return the securities in a timely manner or at all. Each Fund could also lose money in the event of a decline in the value of any cash collateral or in the value of investments made with the cash collateral. These events could trigger adverse tax consequences for the Funds. Substitute payments for dividends received by a Fund for securities loaned out by a Fund will not be considered qualified dividend income.

ADDITIONAL NON-PRINCIPAL RISKS

Risk of Investing in MLPs. MLP units may trade infrequently and in limited volume. Investments in MLPs could also expose a Fund to volatility risk, because units of MLPs may be subject to more abrupt or erratic price movements than securities of larger or more broadly based companies. Holders of MLP units are subject to certain risks inherent in the structure of MLPs, including (i) tax risks (described further below), (ii) the limited ability to elect or remove management or the general partner or managing member, (iii) limited voting rights, (iv) conflicts of interest between the general partner or managing member and its affiliates and the limited partners or members, (v) dilution risks and risks related to the general partner's right to require unit-holders to sell their common units at an undesirable time or price, resulting from regulatory changes or other reasons and (vi) cash flow risks as described below. Holders of units of MLPs have more limited control rights and limited rights to vote on matters affecting the MLP as compared to holders of stock of a corporation. For example, MLP unit holders may not elect the general partner or the directors of the general partner and the MLP unit holders have limited ability to remove an MLP's general partner. MLPs are controlled by their general partners, which generally have conflicts of interest and limited fiduciary duties to the MLP, which may permit the general partner to favor its own interests over the MLPs. The amount of cash that each individual MLP can distribute to its partners will depend on the amount of cash it generates from operations, which will vary from quarter to quarter depending on factors affecting the particular business lines of the MLP. Available cash will also depend on the MLPs' level of operating costs (including incentive distributions to the general partner), level of capital expenditures, debt service requirements, acquisition costs (if any), fluctuations in working capital needs and other factors.

Some MLPs may be treated as "passive foreign investment companies" or "controlled foreign corporations" corporations for U.S. federal income tax purposes. The manner and extent of a Fund's investments in MLPs may be limited by its intention to qualify as a regulated investment company under the Internal Revenue Code (which would increase the risk of tracking error), and any such investments by the Fund may adversely affect the ability of the Fund to so qualify. If any of the MLPs owned by a Fund were treated as entities other than partnerships for U.S. federal income tax purposes, it could result in a reduction of the value of an investment in the Fund.

Risk of Investing in Derivatives. Derivatives are financial instruments whose values are based on the value of one or more reference assets or indicators, such as a security, currency, interest rate, or index. A Fund's use of derivatives involves risks different from, and possibly greater than, the risks associated with investing directly in securities and other more traditional investments. Moreover, although the value of a derivative is based on an underlying asset or indicator, a derivative typically does not carry the same rights as would be the case if a Fund invested directly in the underlying securities, currencies or other assets.

Derivatives are subject to a number of risks, such as potential changes in value in response to market developments or, in the case of "over-the-counter" derivatives, as a result of a counterparty's credit quality, and the risk that a derivative transaction may not have the effect the Adviser anticipated. Derivatives also involve the risk of mispricing or improper valuation and the risk that changes in the value of a derivative may not achieve the desired correlation with the underlying asset or indicator. Derivative transactions can create investment leverage and may be highly volatile, and a Fund could lose more than the amount it invests. The use of derivatives may increase the amount and affect the timing and character of taxes payable by shareholders of a Fund.

Many derivative transactions are entered into "over-the-counter" without a central clearinghouse; as a result, the value of such a derivative transaction will depend on, among other factors, the ability and the willingness of a Fund's counterparty to perform its obligations under the transaction. If a counterparty were to default on its obligations, a Fund's contractual remedies against such

counterparty may be subject to bankruptcy and insolvency laws, which could affect the Fund's rights as a creditor (e.g., the Fund may not receive the net amount of payments that it is contractually entitled to receive). A liquid secondary market may not always exist for a Fund's derivative positions at any time and a Fund may not be able to initiate or liquidate a swap position at an advantageous time or price, which may result in significant losses.

In November 2019, the SEC published a proposed rulemaking related to the use of derivatives and certain other transactions by registered investment companies that would, if adopted, for the most part rescind the guidance of the SEC and its staff regarding asset segregation and cover transactions. Instead of complying with current guidance, the fund would need to trade derivatives and other transactions that create future payment or delivery obligations (except reverse repurchase agreements and similar financing transactions) subject to a value-at-risk ("VaR") leverage limit, certain other derivatives risk management program and testing requirements and requirements related to board reporting. These new requirements would apply unless the fund is qualified as a "limited derivatives user," as defined in the SEC's proposal. The fund trading reverse repurchase agreements or similar financing transactions would need to aggregate the amount of indebtedness associated with the reverse repurchase agreements or similar financing transactions with the aggregate amount of any other senior securities representing indebtedness when calculating the fund's asset coverage ratio. Reverse repurchase agreements or similar financing transactions would not be included in the calculation of whether the fund is a limited derivatives user, but for the fund subject to the VaR testing, reverse repurchase agreements and similar financing transactions would be included for purposes of such testing. Any new requirements, if adopted, may increase the cost of the fund's investments and cost of doing business, which could adversely affect investors.

Relationship to Commodities. (VanEck Vectors Coal ETF, VanEck Vectors Gold Miners ETF, VanEck Vectors Junior Gold Miners ETF, VanEck Vectors Rare Earth/Strategic Metals ETF, VanEck Vectors Oil Refiners ETF, VanEck Vectors Steel ETF, VanEck Vectors Unconventional Oil & Gas ETF and VanEck Vectors Uranium+Nuclear Energy ETF only.) Each Fund's respective Index measures the performance of equity securities of companies in the coal, gold and silver mining, rare earth/strategic metals, steel, oil & gas and uranium industries, as applicable. Commodities markets have historically been extremely volatile, and commodity prices are affected by various factors, including changes in overall market movements, commodity index volatility, changes in interest rates, or factors affecting a particular industry or commodity, such as weather, embargoes, tariffs and international economic, political and regulatory developments. Each Fund's respective Index does not measure the performance of direct investments in coal, gold, silver, rare earth/strategic metals, steel or uranium (as applicable) and, therefore, may not move in the same direction and to the same extent as direct investments in the underlying commodities.

Leverage Risk. To the extent that a Fund borrows money or utilizes certain derivatives, it may be leveraged. Leveraging generally exaggerates the effect on NAV of any increase or decrease in the market value of a Fund's portfolio securities. To manage the risk associated with leveraging, a Fund may segregate liquid assets, or otherwise "cover" its derivatives position in a manner consistent with the 1940 Act and the rules and SEC interpretations thereunder. A Fund may modify its asset segregation policies at any time to comply with any changes in the SEC's positions regarding asset segregation.

TAX ADVANTAGED PRODUCT STRUCTURE

Unlike many conventional mutual funds which are only bought and sold at closing NAVs, the Shares of each Fund have been designed to be tradable in a secondary market on an intra-day basis and to be created and redeemed in-kind, except for VanEck Vectors Agribusiness ETF, VanEck Vectors Natural Resources ETF, VanEck Vectors Oil Refiners ETF, VanEck Vectors Rare Earth/Strategic Metals ETF and VanEck Vectors Uranium+Nuclear Energy ETF, whose Shares are created and redeemed partially for cash, in Creation Units at each day's market close. These in-kind arrangements are designed to mitigate the adverse effects on a Fund's portfolio that could arise from frequent cash purchase and redemption transactions that affect the NAV of the Fund. Moreover, in contrast to conventional mutual funds, where frequent redemptions can have an adverse tax impact on taxable shareholders because of the need to sell portfolio securities which, in turn, may generate taxable gain, the in-kind redemption mechanism of certain Funds, to the extent used, generally is not expected to lead to a tax event for shareholders whose Shares are not being redeemed.

PORTFOLIO HOLDINGS

A description of each Fund's policies and procedures with respect to the disclosure of the Fund's portfolio securities is available in the Funds' SAI.

MANAGEMENT OF THE FUNDS

Board of Trustees. The Board of Trustees of the Trust has responsibility for the general oversight of the management of the Funds, including general supervision of the Adviser and other service providers, but is not involved in the day-to-day management of the Trust. A list of the Trustees and the Trust officers, and their present positions and principal occupations, is provided in the Funds' SAL.

Investment Adviser. Under the terms of an investment management agreement between the Trust and Van Eck Associates Corporation with respect to VanEck Vectors Gold Miners ETF (the "Gold Miners Investment Management Agreement") and an investment management agreement between the Trust and Van Eck Associates Corporation with respect to each of the other Funds (the "Investment Management Agreement" and, together with the Gold Miners Investment Management Agreement, the "Investment Management Agreements"), Van Eck Associates Corporation serves as the adviser to each Fund and, subject to the supervision of the Board of Trustees, is responsible for the day-to-day investment management of the Funds. Under the Gold Miners Investment Management Agreement (but not the Investment Management Agreement), the Adviser is obligated to provide certain fund accounting services to VanEck Vectors Gold Miners ETF. As of January 31, 2020, the Adviser managed approximately \$54.4 billion in assets. The Adviser has been an investment adviser since 1955 and also acts as adviser or sub-adviser to mutual funds, other ETFs, other pooled investment vehicles and separate accounts. The Adviser's principal business address is 666 Third Avenue, 9th Floor, New York, New York 10017.

A discussion regarding the Board of Trustees' approval of the Investment Management Agreement is available in the Trust's semi-annual report for the period ended June 30, 2019.

For the services provided to each Fund under the Investment Management Agreements, each Fund pays the Adviser monthly fees based on a percentage of each Fund's average daily net assets at the annual rate of 0.50% (with respect to the VanEck Vectors Agribusiness ETF, VanEck Vectors Coal ETF, VanEck Vectors Gold Miners ETF, VanEck Vectors Junior Gold Miners ETF, VanEck Vectors Low Carbon Energy ETF, VanEck Vectors Natural Resources ETF, VanEck Vectors Oil Refiners ETF, VanEck Vectors Rare Earth/Strategic Metals ETF, VanEck Vectors Steel ETF, VanEck Vectors Unconventional Oil & Gas ETF and VanEck Vectors Uranium+Nuclear Energy ETF) and 0.35% (with respect to the VanEck Vectors Oil Services ETF).

From time to time, the Adviser may waive all or a portion of its fee. Until at least May 1, 2021 the Adviser has agreed to waive fees and/or pay Fund expenses to the extent necessary to prevent the operating expenses of each Fund (excluding acquired fund fees and expenses, interest expense, trading expenses, taxes and extraordinary expenses) from exceeding 0.35% (with respect to VanEck Vectors Oil Services ETF), 0.49% (with respect to VanEck Vectors Natural Resources ETF), 0.53% (with respect to VanEck Vectors Gold Miners ETF), 0.54% (with respect to VanEck Vectors Unconventional Oil & Gas ETF), 0.55% (with respect to VanEck Vectors Steel ETF), 0.56% (with respect to VanEck Vectors Agribusiness ETF and VanEck Vectors Junior Gold Miners ETF), 0.57% (with respect to VanEck Vectors Rare Earth/Strategic Metals ETF), 0.59% (with respect to VanEck Vectors Coal ETF and VanEck Vectors Oil Refiners ETF), 0.60% (with respect to VanEck Vectors Uranium+Nuclear Energy ETF) and 0.62% (with respect to VanEck Vectors Low Carbon Energy ETF) of its average daily net assets per year.

Each Fund is responsible for all of its expenses, including the investment advisory fees, costs of transfer agency, custody, legal, audit and other services, interest, taxes, any distribution fees or expenses, offering fees or expenses and extraordinary expenses.

Manager of Managers Structure. With respect to VanEck Vectors Oil Refiners ETF, the Adviser and the Trust may rely on an exemptive order (the "Order") from the SEC that permits the Adviser to enter into investment sub-advisory agreements with unaffiliated sub-advisers without obtaining shareholder approval. The Adviser, subject to the review and approval of the Board of Trustees, may select one or more sub-advisers for the Fund and supervise, monitor and evaluate the performance of each sub-adviser.

The Order also permits the Adviser, subject to the approval of the Board of Trustees, to replace sub-advisers and amend investment sub-advisory agreements, including applicable fee arrangements, without shareholder approval whenever the Adviser and the Board of Trustees believe such action will benefit the Fund and its shareholders. The Adviser thus would have the responsibility (subject to the oversight of the Board of Trustees) to recommend the hiring and replacement of sub-advisers as well as the discretion to terminate any sub-adviser and reallocate the Fund's assets for management among any other sub-adviser(s) and itself. This means that the Adviser would be able to reduce the sub-advisory fees and retain a larger portion of the management fee, or increase the sub-advisory fees and retain a smaller portion of the management fee. The Adviser would compensate each sub-adviser out of its management fee.

Administrator, Custodian and Transfer Agent. Van Eck Associates Corporation is the administrator for the Funds (the "Administrator"), and State Street and Trust Company ("State Street") is the custodian of the Funds' assets and provides transfer agency and fund accounting services to the Funds. The Administrator is responsible for certain clerical, recordkeeping and/or bookkeeping services which are required to be provided pursuant to the Investment Management Agreement.

Distributor. Van Eck Securities Corporation is the distributor of the Shares (the "Distributor"). The Distributor will not distribute Shares in less than Creation Units, and does not maintain a secondary market in the Shares. The Shares are traded in the secondary market.

PORTFOLIO MANAGERS

The portfolio managers who currently share joint responsibility for the day-to-day management of each Fund's portfolio are Peter H. Liao, CFA, and Guo Hua (Jason) Jin. Mr. Liao has been employed by the Adviser as an analyst since the summer of 2004 and has been a portfolio manager since 2006. Mr. Liao graduated from New York University in 2004 with a Bachelor of Arts in Economics and Mathematics. Mr. Jin has been employed by the Adviser as an analyst since January 2007 and has been a portfolio manager since 2018. Mr. Jin graduated from the State University of New York at Buffalo in 2004 with a Bachelor of Science degree in Business Administration with a concentration in Financial Analysis. Messrs. Liao and Jin also serve as portfolio managers for certain other investment companies and pooled investment vehicles advised by the Adviser. See the Funds' SAI for additional information about the portfolio managers' compensation, other accounts managed by the portfolio managers and their respective ownership of Shares.

SHAREHOLDER INFORMATION

DETERMINATION OF NAV

The NAV per Share for each Fund is computed by dividing the value of the net assets of the Fund (i.e., the value of its total assets less total liabilities) by the total number of Shares outstanding. Expenses and fees, including the management fee, are accrued daily and taken into account for purposes of determining NAV. The NAV of each Fund is determined each business day as of the close of trading (ordinarily 4:00 p.m., Eastern time) on the New York Stock Exchange.

The values of each Fund's portfolio securities are based on the securities' closing prices on the markets on which the securities trade, when available. Due to the time differences between the United States and certain countries in which certain Funds invest, securities on these exchanges may not trade at times when Shares of the Fund will trade. In the absence of a last reported sales price, or if no sales were reported, and for other assets for which market quotes are not readily available, values may be based on quotes obtained from a quotation reporting system, established market makers or by an outside independent pricing service. Debt instruments with remaining maturities of more than 60 days are valued at the evaluated mean price provided by an outside independent pricing service. If an outside independent pricing service is unable to provide a valuation, the instrument is valued at the mean of the highest bid and the lowest asked quotes obtained from one or more brokers or dealers selected by the Adviser. Prices obtained by an outside independent pricing service may use information provided by market makers or estimates of market values obtained from yield data related to investments or securities with similar characteristics and may use a computerized grid matrix of securities and its evaluations in determining what it believes is the fair value of the portfolio securities. Short-term debt instruments having a maturity of 60 days or less are valued at amortized cost. Any assets or liabilities denominated in currencies other than the U.S. dollar are converted into U.S. dollars at the current market rates on the date of valuation as quoted by one or more sources. If a market quotation for a security or other asset is not readily available or the Adviser believes it does not otherwise accurately reflect the market value of the security or asset at the time a Fund calculates its NAV, the security or asset will be fair valued by the Adviser in accordance with the Trust's valuation policies and procedures approved by the Board of Trustees. Each Fund may also use fair value pricing in a variety of circumstances, including but not limited to, situations when the value of a security in the Fund's portfolio has been materially affected by events occurring after the close of the market on which the security is principally traded (such as a corporate action or other news that may materially affect the price of a security) or trading in a security has been suspended or halted. In addition, each Fund that holds foreign equity securities currently expects that it will fair value certain of the foreign equity securities held by the Fund each day the Fund calculates its NAV, except those securities principally traded on exchanges that close at the same time the Fund calculates its NAV.

Accordingly, a Fund's NAV may reflect certain portfolio securities' fair values rather than their market prices at the time the exchanges on which they principally trade close. Fair value pricing involves subjective judgments and it is possible that a fair value determination for a security or other asset is materially different than the value that could be realized upon the sale of such security or asset. In addition, fair value pricing could result in a difference between the prices used to calculate a Fund's NAV and the prices used by such Fund's Index. This may adversely affect a Fund's ability to track its Index. With respect to securities that are principally traded on foreign exchanges, the value of a Fund's portfolio securities may change on days when you will not be able to purchase or sell your Shares.

INTRADAY VALUE

The trading prices of the Funds' Shares in the secondary market generally differ from the Funds' daily NAV and are affected by market forces such as the supply of and demand for Fund Shares and underlying securities held by each Fund, economic conditions and other factors. Information regarding the intraday value of the Funds' Shares ("IIV") is disseminated every 15 seconds throughout each trading day by the Exchange or by market data vendors or other information providers. The IIV is based on the current market value of the securities and/or cash required to be deposited in exchange for a Creation Unit. The IIV does not necessarily reflect the precise composition of the current portfolio of securities held by each Fund at a particular point in time or the best possible valuation of the current portfolio. Therefore, the IIV should not be viewed as a "real-time" update of the Funds' NAV, which is computed only once a day. The IIV is generally determined by using current market quotations and/or price quotations obtained from broker-dealers and other market intermediaries that may trade in the portfolio securities held by each Fund and valuations based on current market rates. The quotations and/or valuations of certain Fund holdings may not be updated during U.S. trading hours if such holdings do not trade in the United States. Each Fund is not involved in, or responsible for, the calculation or dissemination of the IIV and makes no warranty as to its accuracy.

RULE 144A AND OTHER UNREGISTERED SECURITIES

An AP (i.e., a person eligible to place orders with the Distributor to create or redeem Creation Units of a Fund) that is not a "qualified institutional buyer," as such term is defined under Rule 144A of the Securities Act of 1933, as amended ("Securities Act"), will not be able to receive, as part of a redemption, restricted securities eligible for resale under Rule 144A or other unregistered securities.

BUYING AND SELLING EXCHANGE-TRADED SHARES

The Shares of the Funds are listed on the Exchange. If you buy or sell Shares in the secondary market, you will incur customary brokerage commissions and charges and may pay some or all of the "spread," which is any difference between the bid price and the ask price. The spread varies over time for a Fund's Shares based on a Fund's trading volume and market liquidity, and is generally lower if the Funds have high trading volume and market liquidity, and generally higher if the Funds have little trading volume and market liquidity (which is often the case for funds that are newly launched or small in size). In times of severe market

disruption or low trading volume in a Fund's Shares, this spread can increase significantly. It is anticipated that the Shares will trade in the secondary market at prices that may differ to varying degrees from the NAV of the Shares. During periods of disruptions to creations and redemptions or the existence of extreme market volatility, the market prices of Shares are more likely to differ significantly from the Shares' NAV.

The Depository Trust Company ("DTC") serves as securities depository for the Shares. (The Shares may be held only in book-entry form; stock certificates will not be issued.) DTC, or its nominee, is the record or registered owner of all outstanding Shares. Beneficial ownership of Shares will be shown on the records of DTC or its participants (described below). Beneficial owners of Shares are not entitled to have Shares registered in their names, will not receive or be entitled to receive physical delivery of certificates in definitive form and are not considered the registered holder thereof. Accordingly, to exercise any rights of a holder of Shares, each beneficial owner must rely on the procedures of: (i) DTC; (ii) "DTC Participants," i.e., securities brokers and dealers, banks, trust companies, clearing corporations and certain other organizations, some of whom (and/or their representatives) own DTC; and (iii) "Indirect Participants," i.e., brokers, dealers, banks and trust companies that clear through or maintain a custodial relationship with a DTC Participant, either directly or indirectly, through which such beneficial owner holds its interests. The Trust understands that under existing industry practice, in the event the Trust requests any action of holders of Shares, or a beneficial owner desires to take any action that DTC, as the record owner of all outstanding Shares, is entitled to take, DTC would authorize the DTC Participants to take such action and that the DTC Participants would authorize the Indirect Participants and beneficial owners acting through such DTC Participants to take such action and would otherwise act upon the instructions of beneficial owners owning through them. As described above, the Trust recognizes DTC or its nominee as the owner of all Shares for all purposes. For more information, see the section entitled "Book Entry Only System" in the Funds' SAI.

The Exchange is open for trading Monday through Friday and is closed on weekends and the following holidays: New Year's Day, Martin Luther King, Jr. Day, Presidents' Day, Good Friday, Memorial Day, Independence Day, Labor Day, Thanksgiving Day and Christmas Day. Because non-U.S. exchanges may be open on days when a Fund does not price its Shares, the value of the securities in the Fund's portfolio may change on days when shareholders will not be able to purchase or sell a Fund's Shares.

The right of redemption by an AP may be suspended or the date of payment postponed (1) for any period during which the Exchange is closed (other than customary weekend and holiday closings); (2) for any period during which trading on the Exchange is suspended or restricted; (3) for any period during which an emergency exists as a result of which disposal of the Shares of a Fund or determination of its NAV is not reasonably practicable; or (4) in such other circumstance as is permitted by the SEC.

Market Timing and Related Matters. The Funds impose no restrictions on the frequency of purchases and redemptions. Frequent purchases and redemptions of Fund Shares may attempt to take advantage of a potential arbitrage opportunity presented by a lag between a change in the value of a Fund's portfolio securities after the close of the primary markets for a Fund's portfolio securities and the reflection of that change in a Fund's NAV ("market timing"). The Board of Trustees considered the nature of each Fund (i.e., a fund whose Shares are expected to trade intraday), that the Adviser monitors the trading activity of APs for patterns of abusive trading, that the Funds reserve the right to reject orders that may be disruptive to the management of or otherwise not in the Funds' best interests, and that each Fund may fair value certain of its securities. Given this structure, the Board of Trustees determined that it is not necessary to impose restrictions on the frequency of purchases and redemptions for the Funds at the present time.

DISTRIBUTIONS

Net Investment Income and Capital Gains. As a shareholder of a Fund, you are entitled to your share of such Fund's distributions of net investment income and net realized capital gains on its investments. Each Fund pays out substantially all of its net earnings to its shareholders as "distributions."

Each Fund typically earns income dividends from stocks and interest from debt securities. These amounts, net of expenses, are typically passed along to Fund shareholders as dividends from net investment income. Each Fund realizes capital gains or losses whenever it sells securities. Net capital gains are distributed to shareholders as "capital gain distributions."

Net investment income, if any, and net capital gains, if any, are typically distributed to shareholders at least annually. Dividends may be declared and paid more frequently to improve index tracking or to comply with the distribution requirements of the Code. In addition, in situations where the Fund acquires investment securities after the beginning of a dividend period, a Fund may elect to distribute at least annually amounts representing the full dividend yield net of expenses on the underlying investment securities, as if the Fund owned the underlying investment securities for the entire dividend period. If a Fund so elects, some portion of each distribution may result in a return of capital, which, for tax purposes, is treated as a return of your investment in Shares. You will be notified regarding the portion of the distribution which represents a return of capital.

Distributions in cash may be reinvested automatically in additional Shares of a Fund only if the broker through which you purchased Shares makes such option available.

TAX INFORMATION

As with any investment, you should consider how your Fund investment will be taxed. The tax information in this Prospectus is provided as general information. You should consult your own tax professional about the tax consequences of an investment in a Fund, including the possible application of foreign, state and local taxes. Unless your investment in a Fund is through a tax-exempt entity or tax-deferred retirement account, such as a 401(k) plan, you need to be aware of the possible tax consequences when: (i) the Fund makes distributions, (ii) you sell Shares in the secondary market or (iii) you create or redeem Creation Units.

Taxes on Distributions. As noted above, each Fund expects to distribute net investment income, if any, at least annually, and any net realized long-term or short-term capital gains annually. Each Fund may also pay a special distribution at any time to comply with U.S. federal tax requirements.

In general, your distributions are subject to U.S. federal income tax when they are paid, whether you take them in cash or reinvest them in a Fund. Distributions of net investment income, including any net short-term gains, if any, are generally taxable as ordinary income. Whether distributions of capital gains represent long-term or short-term capital gain is determined by how long a Fund owned the investments that generated them, rather than how long you have owned your Shares. Distributions of net short-term capital gains in excess of net long-term capital losses, if any, are generally taxable as ordinary income. Distributions of net long-term capital gains in excess of net short-term capital losses, if any, that are reported as capital gain dividends are generally taxable as long-term capital gains. Long-term capital gains of a non-corporate shareholder are taxable at a maximum rate of 15% or 20%, depending on whether the shareholder's income exceeds certain threshold amounts.

The Funds may receive dividends, the distribution of which the Fund may report as qualified dividends. In the event that a Fund receives such a dividend and reports the distribution of such dividend as a qualified dividend, the dividend may be taxed at the maximum capital gains rates, provided holding period and other requirements are met at both the shareholder and the Fund level. There can be no assurance that any significant portion of the Fund's distributions will be eligible for qualified dividend treatment.

Distributions in excess of a Fund's current and accumulated earnings and profits are treated as a tax-free return of your investment to the extent of your basis in the Shares, and generally as capital gain thereafter. A return of capital, which for tax purposes is treated as a return of your investment, reduces your basis in Shares, thus reducing any loss or increasing any gain on a subsequent taxable disposition of Shares. A distribution will reduce a Fund's NAV per Share and may be taxable to you as ordinary income or capital gain even though, from an economic standpoint, the distribution may constitute a return of capital.

Dividends, interest and gains from non-U.S. investments of a Fund may give rise to withholding and other taxes imposed by foreign countries. Tax conventions between certain countries and the United States may, in some cases, reduce or eliminate such taxes.

If more than 50% of a Fund's total assets at the end of its taxable year consist of foreign securities, the Fund may elect to "pass through" to its investors certain foreign income taxes paid by the Fund, with the result that each investor will (i) include in gross income, even though not actually received, the investor's pro rata share of the Fund's foreign income taxes, and (ii) either deduct (in calculating U.S. taxable income) or credit (in calculating U.S. federal income), subject to certain holding period and other limitations, the investor's pro rata share of the Fund's foreign income taxes. It is expected that more than 50% of each Fund's (except for VanEck Vectors Agribusiness ETF's, VanEck Vectors Low Carbon Energy ETF's, VanEck Vectors Oil Services ETF's, VanEck Vectors Unconventional Oil and Gas ETF's and VanEck Vectors Uranium+Nuclear Energy ETF's) assets will consist of foreign securities.

Backup Withholding. Each Fund may be required to withhold a percentage of your distributions and proceeds if you have not provided a taxpayer identification number or social security number or otherwise established a basis for exemption from backup withholding. The backup withholding rate for individuals is currently 24%. This is not an additional tax and may be refunded, or credited against your U.S. federal income tax liability, provided certain required information is furnished to the Internal Revenue Service ("IRS").

Taxes on the Sale or Cash Redemption of Exchange Listed Shares. Currently, any capital gain or loss realized upon a sale of Shares is generally treated as long-term capital gain or loss if the Shares have been held for more than one year and as a short term capital gain or loss if held for one year or less. The ability to deduct capital losses may be limited. To the extent that a Fund shareholder's Shares are redeemed for cash, this is normally treated as a sale for tax purposes.

Taxes on In-Kind Creations and In-Kind Redemptions of Creation Units. To the extent a person exchanges securities or securities and cash for Creation Units, such person generally will recognize a gain or loss. The gain or loss will be equal to the difference between the market value of the Creation Units at the time of exchange and the sum of the exchanger's aggregate basis in the securities surrendered and the amount of any cash paid for such Creation Units. A person who exchanges Creation Units for securities or securities and cash will generally recognize a gain or loss equal to the difference between the exchanger's basis in the Creation Units and the sum of the aggregate market value of the securities received and the amount of any cash received for such Creation Units. The IRS, however, may assert that a loss realized upon an exchange of primarily securities for Creation Units cannot be deducted currently under the rules governing "wash sales," or on the basis that there has been no significant change in economic position. Persons exchanging primarily securities for Creation Units or redeeming Creation Units

should consult their own tax adviser with respect to whether wash sale rules apply and when a loss might be deductible and the tax treatment of any creation or redemption transaction.

Under current U.S. federal income tax laws, any capital gain or loss realized upon a redemption (or creation) of Creation Units held as capital assets is generally treated as long-term capital gain or loss if the Shares (or securities surrendered) have been held for more than one year and as a short-term capital gain or loss if the Shares (or securities surrendered) have been held for one year or less.

If you create or redeem Creation Units, you will be sent a confirmation statement showing how many Shares you created or sold and at what price.

Medicare Tax. An additional 3.8% Medicare tax is imposed on certain net investment income (including ordinary dividends and capital gain distributions received from a Fund and net gains from redemptions or other taxable dispositions of Fund Shares) of U.S. individuals, estates and trusts to the extent that such person's "modified adjusted gross income" (in the case of an individual) or "adjusted gross income" (in the case of an estate or trust) exceeds certain threshold amounts.

Non-U.S. Shareholders. Dividends paid by the Funds to non-U.S. shareholders are generally subject to withholding tax at a 30% rate or a reduced rate specified by an applicable income tax treaty to the extent derived from investment income and short-term capital gains. Dividends paid by the Funds from net tax-exempt income or long-term capital gains are generally not subject to such withholding tax. Properly-reported dividends are generally exempt from U.S. federal withholding tax where they (i) are paid in respect of the Funds' "qualified net interest income" (generally, the Funds' U.S. source interest income, other than certain contingent interest and interest from obligations of a corporation or partnership in which the Fund is at least a 10% shareholder, reduced by expenses that are allocable to such income); or (ii) are paid in respect of the Funds' "qualified short-term capital gains" (generally, the excess of the Funds' net short-term capital gain over the Fund's long-term capital loss for such taxable year). However, depending on its circumstances, the Funds may report all, some or none of its potentially eligible dividends as such qualified net interest income or as qualified short-term capital gains and/or treat such dividends, in whole or in part, as ineligible for this exemption from withholding.

Any capital gain realized by a non-U.S. shareholder upon a sale of Shares of a Fund will generally not be subject to U.S. federal income or withholding tax unless (i) the gain is effectively connected with the shareholder's trade or business in the United States, or in the case of a shareholder who is a nonresident alien individual, the shareholder is present in the United States for 183 days or more during the taxable year and certain other conditions are met or (ii) the Fund is or has been a U.S. real property holding corporation, as defined below, at any time within the five-year period preceding the date of disposition of the Fund's Shares or, if shorter, within the period during which the non-U.S. shareholder has held the Shares. Generally, a corporation is a U.S. real property holding corporation if the fair market value of its U.S. real property interests, as defined in the Code and applicable regulations, equals or exceeds 50% of the aggregate fair market value of its worldwide real property interests and its other assets used or held for use in a trade or business. A Fund may be, or may prior to a non-U.S. shareholder's disposition of Shares become, a U.S. real property holding corporation. If a Fund is or becomes a U.S. real property holding corporation, so long as the Fund's Shares are regularly traded on an established securities market, only a non-U.S. shareholder who holds or held (at any time during the shorter of the five year period preceding the date of disposition or the holder's holding period) more than 5% (directly or indirectly as determined under applicable attribution rules of the Code) of the Fund's Shares will be subject to United States federal income tax on the disposition of Shares.

As part of the Foreign Account Tax Compliance Act, ("FATCA"), a Fund may be required to withhold 30% on certain types of U.S. sourced income (e.g., dividends, interest, and other types of passive income), paid to (i) foreign financial institutions ("FFIs"), including non-U.S. investment funds, unless they agree to collect and disclose to the IRS information regarding their direct and indirect U.S. account holders and (ii) certain nonfinancial foreign entities ("NFFEs"), unless they certify certain information regarding their direct and indirect U.S. owners. To avoid possible withholding, FFIs will need to enter into agreements with the IRS which state that they will provide the IRS information, including the names, account numbers and balances, addresses and taxpayer identification numbers of U.S. account holders and comply with due diligence procedures with respect to the identification of U.S. accounts as well as agree to withhold tax on certain types of withholdable payments made to non-compliant foreign financial institutions or to applicable foreign account holders who fail to provide the required information to the IRS, or similar account information and required documentation to a local revenue authority, should an applicable intergovernmental agreement be implemented. NFFEs will need to provide certain information regarding each substantial U.S. owner or certifications of no substantial U.S. ownership, unless certain exceptions apply, or agree to provide certain information to the IRS.

While some parts of the FATCA rules have not been finalized, a Fund may be subject to the FATCA withholding obligation, and also will be required to perform due diligence reviews to classify foreign entity investors for FATCA purposes. Investors are required to agree to provide information necessary to allow a Fund to comply with the FATCA rules. If a Fund is required to withhold amounts from payments pursuant to FATCA, investors will receive distributions that are reduced by such withholding amounts.

Non-U.S. shareholders are advised to consult their tax advisors with respect to the particular tax consequences to them of an investment in the Funds, including the possible applicability of the U.S. estate tax.

SHAREHOLDER INFORMATION (continued)

The foregoing discussion summarizes some of the consequences under current U.S. federal income tax law of an investment in a Fund. It is not a substitute for personal tax advice. Consult your own tax advisor about the potential tax consequences of an investment in a Fund under all applicable tax laws. Changes in applicable tax authority could materially affect the conclusions discussed above and could adversely affect the Funds, and such changes often occur.

INDEX PROVIDERS

The Gold Miners Index and Steel Index are published by ICE Data Indices, LLC ("ICE Data"). The Agribusiness Index, Coal Index, Junior Gold Miners Index, Oil & Gas Index, Oil Refiners Index, Oil Services Index, Rare Earth/Strategic Metals Index and Nuclear Energy Index are published by MV Index Solutions GmbH ("MVIS"), which is a wholly owned subsidiary of the Adviser. The Natural Resources Index and the Ardour Global Index are published by S-Network Global Indexes, LLC ("S-Network").

ICE Data, MVIS and S-Network are each referred to herein as an "Index Provider" and collectively the "Index Providers." The Index Providers do not sponsor, endorse, or promote the Funds and bear no liability with respect to the Funds or any security.

MVIS® GLOBAL AGRIBUSINESS INDEX

The Agribusiness Index is a rules based index intended to give investors a means of tracking the overall performance of the companies in the global agribusiness segment which includes: agri-chemicals, animal health and fertilizers, seeds and traits, from farm/irrigation equipment and farm machinery, aquaculture and fishing, livestock, cultivation and plantations (including grain, oil palms, sugar cane, tobacco leaves, grapevines etc.) and trading of agricultural products. Companies that produce the majority of their revenues from the distribution and/or sale of packaged food products or goods, Biodiesel and Ethanol or Forestry are not included in the Agribusiness Index.

To be initially eligible for the Agribusiness Index, (i) companies must generate at least 50% of their revenues from agribusiness (as defined above) and (ii) all stocks must have a market capitalization of greater than \$150 million as of the end of the month prior to the month in which a rebalancing date occurs.

The Agribusiness Index is the exclusive property of MVIS (a wholly owned subsidiary of the Adviser), which has contracted with Solactive AG to maintain and calculate the Agribusiness Index. Solactive AG uses its best efforts to ensure that the Agribusiness Index is calculated correctly. Irrespective of its obligations towards MVIS, Solactive AG has no obligation to point out errors in the Agribusiness Index to third parties. VanEck Vectors Agribusiness ETF is not sponsored, endorsed, sold or promoted by MVIS and MVIS makes no representation regarding the advisability of investing in the VanEck Vectors Agribusiness ETF.

The Agribusiness Index is reconstituted and rebalanced quarterly. MVIS may delay or change a scheduled rebalancing or reconstitution of the Agribusiness Index or the implementation of certain rules at its sole discretion.

MVIS® GLOBAL COAL INDEX

The Coal Index is a rules based index intended to give investors a means of tracking the overall performance of companies in the global coal segment which includes: coal operation (production, mining and cokerries), transportation of coal, production of coal mining equipment as well as storage and trade.

To be initially eligible for the Coal Index, (i) companies must generate at least 50% of their revenues from coal (as defined above) and (ii) all stocks must have a market capitalization of greater than \$150 million as of the end of the month prior to the month in which a rebalancing date occurs.

The Coal Index is the exclusive property of MVIS (a wholly owned subsidiary of the Adviser), which has contracted with Solactive AG to maintain and calculate the Coal Index. Solactive AG uses its best efforts to ensure that the Coal Index is calculated correctly. Irrespective of its obligations towards MVIS, Solactive AG has no obligation to point out errors in the Coal Index to third parties. VanEck Vectors Coal ETF is not sponsored, endorsed, sold or promoted by MVIS and MVIS makes no representation regarding the advisability of investing in the VanEck Vectors Coal ETF.

The Coal Index is reconstituted and rebalanced quarterly. MVIS may delay or change a scheduled rebalancing or reconstitution of the Coal Index or the implementation of certain rules at its sole discretion.

NYSE ARCA GOLD MINERS INDEX

The Gold Miners Index is a modified market capitalization weighted index primarily comprised of publicly traded companies involved in the mining for gold and silver. The Gold Miners Index includes common stocks, ADRs and GDRs of selected companies that are involved in mining for gold and silver and that are listed for trading and electronically quoted on a major stock market that is accessible by foreign investors. Only companies with market capitalizations greater than \$750 million that have an average daily volume of at least 50,000 shares over the past three months and an average daily value traded of at least \$1 million over the past three months are eligible for inclusion in the Gold Miners Index. The weight of companies whose revenues are more significantly exposed to silver mining will not exceed 20% of the Gold Miners Index at rebalance.

The Gold Miners Index is calculated using a modified market-capitalization weighting methodology. The Gold Miners Index is weighted based on the market capitalization of each of the component securities, modified to conform to the following asset diversification requirements, which are applied in conjunction with the scheduled quarterly adjustments to the Gold Miners Index:

- (1) the weight of any single component security may not account for more than 20% of the total value of the Gold Miners Index;
- (2) the component securities are split into two subgroups-large and small, which are ranked by market capitalization weight in the Gold Miners Index. Large stocks are defined as having a starting Gold Miners Index weight greater than or equal to 5%. Small securities are defined as having a starting Gold Miners Index weight below 5%. The large group and small group will represent 45% and 55%, respectively, of the Gold Miners Index; and
- (3) the final aggregate weight of those component securities which individually represent more than 4.5% of the total value of the Gold Miners Index may not account for more than 45% of the total Gold Miners Index value.

The information utilized in this modification process is taken from the close of trading on the second Friday of the rebalance month.

The Gold Miners Index is reviewed quarterly so that the Gold Miners Index components continue to represent the universe of companies involved in the gold mining industry. Companies will be removed from the Gold Miners Index if the market capitalization is lower than \$450 million or the average daily volume for the past three months is lower than 30,000 shares and the average daily value traded for the past three months is lower than \$600,000. ICE Data, as the Gold Miners Index Administrator, may at any time and from time to time change the number of securities comprising the group by adding or deleting one or more securities, or replacing one or more securities contained in the group with one or more substitute securities of its choice, if in the ICE Data's discretion such addition, deletion or substitution is necessary or appropriate to maintain the quality and/or character of the Gold Miners Index. Changes to the Gold Miners Index compositions and/or the component share weights in the Gold Miners Index typically take effect at the open of the first trading day after the third Friday of each calendar quarter month in connection with the quarterly index rebalance. ICE Data may delay or change a scheduled rebalancing or reconstitution of the Gold Miners Index or the implementation of certain rules at its sole discretion.

MVIS® GLOBAL JUNIOR GOLD MINERS INDEX

The Junior Gold Miners Index is a rules based, modified capitalization weighted, float adjusted index intended to give investors a means of tracking the overall performance of small-capitalization companies that are involved primarily in the mining for gold and/or silver.

To be initially eligible for the Junior Gold Miners Index, (i) companies must generate at least 50% of their revenues from gold and/or silver mining/royalties/streaming or have mining projects with the potential to generate at least 50% of their revenues from gold and/or silver when developed, and (ii) all stocks must have a market capitalization of greater than \$150 million as of the end of the month prior to the month in which a rebalancing date occurs.

The Junior Gold Miners Index is the exclusive property of MVIS (a wholly owned subsidiary of the Adviser), which has contracted with Solactive AG to maintain and calculate the Junior Gold Miners Index. Solactive AG uses its best efforts to ensure that the Junior Gold Miners Index is calculated correctly. Irrespective of its obligations towards MVIS, Solactive AG has no obligation to point out errors in the Junior Gold Miners Index to third parties. VanEck Vectors Junior Gold Miners ETF is not sponsored, endorsed, sold or promoted by MVIS and MVIS makes no representation regarding the advisability of investing in the VanEck Vectors Junior Gold Miners ETF.

The Junior Gold Miners Index is reconstituted and rebalanced quarterly. MVIS may delay or change a scheduled rebalancing or reconstitution of the Junior Gold Miners Index or the implementation of certain rules at its sole discretion.

ARDOUR GLOBAL INDEXSM (EXTRA LIQUID)

The Ardour Global Index is a rules based index intended to give investors a means of tracking the overall performance of a global universe of listed companies engaged in the alternative energy industry. The Ardour Global IndexSM (Composite) (the “AGI Composite Index”) is a modified capitalization weighted, float adjusted index comprised of publicly traded companies engaged in the production of alternative fuels and/or technologies related to the production of alternative energy power (the “AGI Industry”). The AGI Composite Index strives to be inclusive of all companies worldwide that are principally engaged in alternative energy. The Ardour Global Index was determined to yield a benchmark value of 1970.66 at its inception date, which was the close of trading on December 31, 1999. The Ardour Global Index represents the 30 stocks in the AGI Composite Index with the highest average daily trading volume value and market capitalization. Stocks must have a market capitalization of greater than \$100 million on a rebalancing date to be included in the Ardour Global Index. Stocks whose market capitalizations fall below \$50 million as of any rebalancing date will be deleted from the Ardour Global Index. Stocks must have a three-month average daily trading volume greater than \$1 million to be included in the AGI Composite Index.

S-Network Global Indexes Inc. (“S-Network”), an independent third party (the “Calculation Agent”), is responsible for the ongoing maintenance, compilation, calculation and administration of The Ardour Global Index and AGI Composite Index. Real-time index values are provided by Thomson Reuters. Index values are calculated daily, except Saturdays and Sundays, and are distributed over the New York Stock Exchange Global Index Feed (GIF) between the hours of approximately 9:30 a.m. and 4:15 p.m. (New York time), under the symbol “AGIXLT.” Index values are disseminated every 15 seconds. The Ardour Global Index includes stocks of companies engaged in the entire chain of alternative energy production, including alternative energy fuels and resources (solar, wind, bio-fuels, water and geothermal), environmental technologies, energy efficiency and enabling technologies. Only companies which are “principally engaged” in the business of alternative energy, *i.e.*, derive over 50% of their total revenues from the industry are eligible. Only shares that trade on a recognized domestic or international stock exchange may qualify (*e.g.*, National Stock Market stocks must be “reported securities” under Rule 11Aa3-1 of the Securities Exchange Act of 1934 as amended (the “Exchange Act”). Similar criteria and standards apply to stocks with foreign listings.) Companies with R-score (average three-month daily trading volume value (in thousands) divided by average three-month market capitalization (in millions)) of less than 25% of its total market capitalization, based on its average daily share volume for the three calendar months prior to inclusion, shall not be eligible for inclusion in the AGI Composite Index and therefore ineligible for inclusion in the Ardour Global Index.

The Ardour Global Index is calculated using a capitalization weighting methodology, adjusted for float. Ardour Global Index weightings may be modified so as to ensure compliance with the diversification requirements of Subchapter M of the Internal Revenue Code. The Ardour Global Index (and the AGI Composite Index) is rebalanced quarterly, at the close of business on the third Friday of each calendar quarter. The share weights of Ardour Global Index components are adjusted on each rebalancing date, and new companies (IPOs) may be added to the Ardour Global Index on any rebalancing date, provided the companies meet all eligibility criteria and have been trading for more than 22 trading days. The Ardour Global Index is reconstituted quarterly on the dates of quarterly rebalancings and companies are added and/or deleted based upon the Ardour Global Index eligibility criteria.

The Ardour Global Index (and the AGI Composite Index) is reviewed quarterly to assure that all components continue to meet the eligibility requirements. New components (IPOs) that meet eligibility requirements may be added to the Ardour Global Index at the quarterly rebalancings. Components that fail to meet eligibility requirements are deleted quarterly. Rebalancing data, including constituent weights and related information, is posted on the Ardour Global Index web site prior to the start of trading on the first business day following the third Friday of the calendar quarter. A press announcement identifying additions and deletions to the Ardour Global Index is issued no later than the Wednesday prior to the second Friday in a rebalancing month. Share weights of the constituents remain constant between quarters except in the event of certain types of corporate actions, including stock splits and reverse stock splits. Share weights of the Ardour Global Index are not adjusted between rebalancing dates for shares issued or shares repurchased. However, in the event that a component company is deleted from the Ardour Global Index in the period between rebalancings due to a corporate action, a new company will be substituted in the Ardour Global Index in approximately the same weight as the removed company. The Ardour Global Index is calculated by Thomson Reuters PLC. S-Network may delay or change the scheduled rebalancing or reconstitution of the Ardour Global Index or the implementation of certain rules at its sole discretion.

The Natural Resources Index is a rules based index intended to give investors a means of tracking the overall performance of a global universe of listed companies engaged in the production and distribution of commodities and commodity-related products and services. The Natural Resources Index is a modified capitalization weighted, float adjusted index comprising publicly traded companies engaged in the production and distribution of commodities and commodity-related products and services in the following sectors: 1) Agriculture; 2) Alternatives (Water & Alternative Energy); 3) Base and Industrial Metals; 4) Energy; 5) Forest Products; and 6) Precious Metals. Index constituents include certain companies that produce products and services directly related to the production of commodities, but not the commodities themselves.

The six sectors are weighted based on estimates of the global consumption of various commodities included in each of the sectors. Sector weights are set annually on the third Friday of the last month of the third calendar quarter and the Natural Resources Index is rebalanced quarterly to the sector weights. The Natural Resources Index includes companies worldwide that are principally engaged (derive greater than 50% of revenues from applicable sources) in the production and/or distribution of commodities and commodity-related products and services.

The Natural Resources Index strives to capture at least 95% of the global investable market capitalization of its various sectors with the exception of the agriculture sector, where the Natural Resources Index strives to capture 100% of its global investable market capitalization. Constituent stocks must have a market capitalization of greater than \$500 million on a rebalancing date to be added to the Natural Resources Index. Stocks whose market capitalizations fall below \$250 million as of any rebalancing date will be deleted from the Natural Resources Index. Stocks must have a three-month trading volume equal to or greater than \$1 million per day to be included in the Natural Resources Index. Only shares that trade on a recognized domestic or international stock exchange that provides a "last closing price" may qualify (e.g., National Stock Market stocks must be "reported securities" under Rule 11Aa3-1 of the Exchange Act. Similar criteria and standards apply to stocks with foreign listings).

S-Network Global Indexes Inc. ("S-Network"), an independent third party (the "Calculation Agent"), is responsible for the ongoing maintenance, compilation, calculation and administration of The Ardour Global Index and AGI Composite Index. Real-time index values are provided by Thomson Reuters. Index values are calculated daily, except Saturdays and Sundays, and are distributed over the New York Stock Exchange Global Index Feed (GIF) between the hours of approximately 9:30 a.m. and 4:15 p.m. (New York time), under the symbol "RVEIT." Index values are disseminated every 15 seconds.

The Natural Resources Index is calculated using a capitalization weighting methodology, adjusted for float, which is modified so as to ensure compliance with the diversification requirements of Subchapter M of the Internal Revenue Code. The Natural Resources Index is reconstituted quarterly, at the close of business on the third Friday of the last month of each calendar quarter, and companies are added and/or deleted based upon the Natural Resources Index eligibility criteria. Companies with recent stock exchange listings, *i.e.*, recent initial public offerings, may be added to the Natural Resources Index on any rebalancing date, provided the companies meet all eligibility criteria and have been trading for more than 22 trading days. The share weights of the Natural Resources Index components are adjusted on each rebalancing date.

Rebalancing data, including constituent weights and related information, is posted on the Natural Resources Index's web site prior to the start of trading on the first business day following the third Friday of the last month of each calendar quarter. A press announcement identifying additions and deletions to the Natural Resources Index is issued no later than the Wednesday prior to the second Friday of the rebalancing month. Share weights of the constituents remain constant between quarters except in the event of certain types of corporate actions, including stock splits and reverse stock splits. Share weights of the Natural Resources Index are not adjusted between rebalancing dates for shares issued or shares repurchased. S-Network may delay or change the scheduled rebalancing or reconstitution of the Natural Resources Index or the implementation of certain rules at its sole discretion.

MVIS® GLOBAL OIL REFINERS INDEX

The Oil Refiners Index is a rules based, modified capitalization weighted, float adjusted index intended to give investors a means of tracking the overall performance of companies involved in crude oil refining which may include: gasoline, diesel, jet fuel, fuel oil, naphtha, and other petrochemicals. Companies which operate in the marketing and distribution of these products may be included in the Oil Refiners Index if refining is performed in company-owned refineries.

To be initially eligible for the Oil Refiners Index, (i) companies must generate at least 50% of their revenues from crude oil refining (as defined above) and (ii) all stocks must have a market capitalization of greater than \$150 million as of the end of the month prior to the month in which a rebalancing date occurs.

The Oil Refiners Index is the exclusive property of MVIS (a wholly owned subsidiary of the Adviser), which has contracted with Solactive AG to maintain and calculate the Oil Refiners Index. Solactive AG uses its best efforts to ensure that the Oil Refiners Index is calculated correctly. Irrespective of its obligations towards MVIS, Solactive AG has no obligation to point out errors in the Oil Refiners Index to third parties. VanEck Vectors Oil Refiners ETF is not sponsored, endorsed, sold or promoted by MVIS and MVIS makes no representation regarding the advisability of investing in the VanEck Vectors Oil Refiners ETF.

The Oil Refiners Index is reconstituted and rebalanced quarterly. MVIS may delay or change a scheduled rebalancing or reconstitution of the Oil Refiners Index or the implementation of certain rules at its sole discretion.

MVIS® US LISTED OIL SERVICES 25 INDEX

The Oil Services Index is a rules based, modified capitalization weighted, float adjusted index intended to give investors a means of tracking the overall performance of the largest and the most liquid common stocks and depositary receipts of U.S. exchange-listed companies involved in: oil services to the upstream oil sector, which includes companies engaged primarily in oil equipment, oil services or oil drilling.

To be initially eligible for the Oil Services Index, (i) companies must generate at least 50% of their revenues from oil services (as defined above) and (ii) all stocks must have a market capitalization of greater than \$150 million as of the end of the month prior to the month in which a rebalancing date occurs.

The Oil Services Index is the exclusive property of MVIS (a wholly owned subsidiary of the Adviser), which has contracted with Solactive AG to maintain and calculate the Oil Services Index. Solactive AG uses its best efforts to ensure that the Oil Services Index is calculated correctly. Irrespective of its obligations towards MVIS, Solactive AG has no obligation to point out errors in the Oil Services Index to third parties. VanEck Vectors Oil Services ETF is not sponsored, endorsed, sold or promoted by MVIS and MVIS makes no representation regarding the advisability of investing in the VanEck Vectors Oil Services ETF.

The Oil Services Index is reconstituted semi-annually and rebalanced quarterly. MVIS may delay or change a scheduled rebalancing or reconstitution of the Oil Services Index or the implementation of certain rules at its sole discretion.

MVIS® GLOBAL RARE EARTH/STRATEGIC METALS INDEX

The Rare Earth/Strategic Metals Index is a rules based, modified capitalization weighted, float adjusted index intended to give investors a means of tracking the overall performance of companies involved in the rare earth and strategic metals segment which includes: “Refiners,” “Recyclers” and “Producers” of rare earth/strategic metals and minerals.

To be initially eligible for the Rare Earth/Strategic Metals Index, (i) companies must generate at least 50% of their revenues from rare earth/strategic metals (as defined above) or have mining projects that have the potential to generate at least 50% of their revenues from rare earth/strategic metals when developed, and (ii) all stocks must have a market capitalization of greater than \$150 million as of the end of the month prior to the month in which a rebalancing date occurs and may include Shanghai-Listed companies trading via Shanghai-Hong Kong Stock Connect.

The Rare Earth/Strategic Metals Index is the exclusive property of MVIS (a wholly owned subsidiary of the Adviser), which has contracted with Solactive AG to maintain and calculate the Rare Earth/Strategic Metals Index. Solactive AG uses its best efforts to ensure that the Rare Earth/Strategic Metals Index is calculated correctly. Irrespective of its obligations towards MVIS, Solactive AG has no obligation to point out errors in the Rare Earth/Strategic Metals Index to third parties. VanEck Vectors Rare Earth/Strategic Metals ETF is not sponsored, endorsed, sold or promoted by MVIS and MVIS makes no representation regarding the advisability of investing in the VanEck Vectors Rare Earth/Strategic Metals ETF.

The Rare Earth/Strategic Metals Index is reconstituted and rebalanced quarterly. MVIS may delay or change a scheduled rebalancing or reconstitution of the Rare Earth/Strategic Metals Index or the implementation of certain rules at its sole discretion.

NYSE ARCA STEEL INDEX

The Steel Index is a modified market capitalization weighted index comprised of common stocks and ADRs of selected companies that are primarily involved in a variety of activities that are related to steel production, including the operation of mills manufacturing steel, the fabrication of steel shapes or products, or the extraction and reduction of iron ore, and that are listed for trading on the NYSE, NYSE AMERICAN or quoted on the NASDAQ. Only companies with market capitalizations greater than \$100 million that have a daily average trading volume of at least \$1 million over the past three months are eligible for inclusion in the Steel Index.

The Steel Index is weighted based on the market capitalization of each of the component securities, modified to conform to the following asset diversification requirements, which are applied in conjunction with the scheduled quarterly adjustments to the Steel Index:

- (1) the weight of any single component security may not account for more than 20% of the total value of the Steel Index; and
- (2) the aggregate weight of those component securities which individually represent more than 5% of the total value of the Steel Index may not account for more than 50% of the total Steel Index value.

The Steel Index is reviewed quarterly so that the Steel Index components continue to represent the universe of companies involved in the iron ore mining or steel production. ICE Data, as the Steel Index Administrator, may at any time and from time to time change the number of stocks comprising the group by adding or deleting one or more stocks, or replace one or more stocks contained in the group with one or more substitute stocks of its choice, if in the index Administrator's discretion such addition, deletion or substitution is necessary or appropriate to maintain the quality and/or character of the index to which the group relates. Changes to the Steel Index compositions and/or the component share weights in the Steel Index typically take effect as of the market open on the last business day of each calendar quarter month in connection with the quarterly index rebalance. ICE Data may delay or change a scheduled rebalancing or reconstitution of the Steel Index or the implementation of certain rules at its sole discretion.

MVIS® GLOBAL UNCONVENTIONAL OIL & GAS INDEX

The Oil & Gas Index is a rules based, modified capitalization weighted, float adjusted index intended to give investors a means of tracking the overall performance of companies involved in the exploration, development, extraction and/or production of unconventional oil and natural gas which includes: coal bed methane, coal seam gas, shale oil, shale gas, tight natural gas, tight oil, tight sands, in situ oil sands and enhanced oil recovery (EOR). Companies that generate at least 50% of their revenues from oil sand mining or from services to the unconventional oil and gas segment are not included in the Oil & Gas Index.

To be initially eligible for the Oil & Gas Index, (i) companies must generate at least 50% of their revenues from unconventional oil & gas (as defined above) or have properties with the potential to generate at least 50% of their revenues from unconventional oil & gas, and (ii) all stocks must have a market capitalization of greater than \$150 million as of the end of the month prior to the month in which a rebalancing date occurs.

The Oil & Gas Index is the exclusive property of MVIS (a wholly owned subsidiary of the Adviser), which has contracted with Solactive AG to maintain and calculate the Oil & Gas Index. Solactive AG uses its best efforts to ensure that the Oil & Gas Index is calculated correctly. Irrespective of its obligations towards MVIS, Solactive AG has no obligation to point out errors in the Oil & Gas Index to third parties. VanEck Vectors Unconventional Oil & Gas ETF is not sponsored, endorsed, sold or promoted by MVIS and MVIS makes no representation regarding the advisability of investing in the VanEck Vectors Unconventional Oil & Gas ETF.

The Oil & Gas Index is reconstituted and rebalanced quarterly. MVIS may delay or change a scheduled rebalancing or reconstitution of the Oil & Gas Index or the implementation of certain rules at its sole discretion.

MVIS® GLOBAL URANIUM & NUCLEAR ENERGY INDEX

The Uranium & Nuclear Energy Index is a rules based, modified capitalization weighted, float adjusted index intended to give investors a means of tracking the overall performance of companies involved in uranium and nuclear energy which include: uranium mining, the construction, engineering and maintenance of nuclear power facilities and nuclear reactors, the production of electricity from nuclear sources, or equipment and technology as well as services to the nuclear power industry.

To be initially eligible for the Uranium & Nuclear Energy Index, (i) companies must generate at least 50% of their revenues from uranium and nuclear energy (as defined above) or mining projects that have the potential to generate at least 50% of their revenues from uranium when developed and (ii) all stocks must have a market capitalization of greater than \$150 million as of the end of the month prior to the month in which a rebalancing date occurs. In exceptional cases, companies with less than 50% of their revenues derived from uranium and nuclear energy may be eligible for inclusion in the Uranium & Nuclear Energy Index.

The Uranium & Nuclear Energy Index is the exclusive property of MVIS (a wholly owned subsidiary of the Adviser), which has contracted with Solactive AG to maintain and calculate the Uranium & Nuclear Energy Index. Solactive AG uses its best efforts to ensure that the Uranium & Nuclear Energy Index is calculated correctly. Irrespective of its obligations towards MVIS, Solactive AG has no obligation to point out errors in the Uranium & Nuclear Energy Index to third parties. VanEck Vectors Uranium+Nuclear Energy ETF is not sponsored, endorsed, sold or promoted by MVIS and MVIS makes no representation regarding the advisability of investing in the VanEck Vectors Uranium+Nuclear Energy ETF.

The Uranium & Nuclear Energy Index is reconstituted and rebalanced quarterly. MVIS may delay or change a scheduled rebalancing or reconstitution of the Uranium & Nuclear Energy Index or the implementation of certain rules at its sole discretion.

LICENSE AGREEMENTS AND DISCLAIMERS

The Adviser has entered into a licensing agreement with ICE Data to use the Gold Miners Index and Steel Index. Each of VanEck Vectors Gold Miners ETF and VanEck Vectors Steel ETF is entitled to use its respective Index pursuant to a sub-licensing arrangement with the Adviser.

The Gold Miners Index, a trademark of ICE Data or its affiliates, is licensed for use by the Adviser in connection with VanEck Vectors Gold Miners ETF. NYSE® is a registered trademark of NYSE Group, Inc., an affiliate of ICE Data Indices and is used by ICE Data Indices with permission and under a license. ICE Data neither sponsors nor endorses VanEck Vectors Gold Miners ETF and makes no warranty or representation as to the accuracy and/or completeness of the Gold Miners Index or results to be obtained by any person from using the Gold Miners Index in connection with trading VanEck Vectors Gold Miners ETF.

The Steel Index, a trademark of ICE Data or its affiliates, is licensed for use by the Adviser in connection with VanEck Vectors Steel ETF. ICE Data neither sponsors nor endorses VanEck Vectors Steel ETF and makes no warranty or representation as to the accuracy and/or completeness of the Steel Index or the results to be obtained by any person from the using the Steel Index in connection with trading VanEck Vectors Steel ETF.

THE SHARES OF EACH OF VANECK VECTORS GOLD MINERS ETF AND VANECK VECTORS STEEL ETF ARE NOT SPONSORED, ENDORSED, SOLD OR PROMOTED BY ICE DATA. ICE DATA, AS INDEX ADMINISTRATOR (THE "INDEX ADMINISTRATOR"), MAKES NO REPRESENTATION OR WARRANTY, EXPRESS OR IMPLIED, TO THE OWNERS OF SHARES OF VANECK VECTORS GOLD MINERS ETF AND VANECK VECTORS STEEL ETF OR ANY MEMBER OF THE PUBLIC REGARDING THE ADVISABILITY OF INVESTING IN SECURITIES GENERALLY OR IN THE SHARES OF VANECK VECTORS GOLD MINERS ETF AND VANECK VECTORS STEEL ETF PARTICULARLY OR THE ABILITY OF THE INDICES IDENTIFIED HEREIN TO TRACK STOCK MARKET PERFORMANCE. ICE DATA IS THE LICENSOR OF CERTAIN TRADEMARKS, SERVICE MARKS AND TRADE NAMES, INCLUDING THE GOLD MINERS INDEX AND STEEL INDEX. EACH INDEX IS DETERMINED, COMPOSED AND CALCULATED WITHOUT REGARD TO THE SHARES OF VANECK VECTORS GOLD MINERS ETF AND VANECK VECTORS STEEL ETF. THE INDEX ADMINISTRATOR IS NOT RESPONSIBLE FOR, NOR HAS IT PARTICIPATED IN, THE DETERMINATION OF THE TIMING OF, PRICES AT, OR QUANTITIES OF THE SHARES OF VANECK VECTORS GOLD MINERS ETF AND VANECK VECTORS STEEL ETF TO BE ISSUED OR IN THE DETERMINATION OR CALCULATION OF THE EQUATION BY WHICH THE SHARES ARE REDEEMABLE. THE INDEX ADMINISTRATOR HAS NO OBLIGATION OR LIABILITY TO OWNERS OF SHARES OF VANECK VECTORS GOLD MINERS ETF AND VANECK VECTORS STEEL ETF IN CONNECTION WITH THE ADMINISTRATION, MARKETING OR TRADING OF THE SHARES OF VANECK VECTORS GOLD MINERS ETF AND VANECK VECTORS STEEL ETF.

Although the Index Administrator shall obtain information for inclusion in or for use in the calculation of each of the Gold Miners Index and Steel Index from sources which it considers reliable, the Index Administrator does not guarantee the accuracy and/or the completeness of the component data of each of the Gold Miners Index and Steel Index obtained from independent sources. The Index Administrator makes no warranty, express or implied, as to results to be obtained by the Trust as sub-licensee, licensee's customers and counterparties, owners of Shares of VanEck Vectors Gold Miners ETF and VanEck Vectors Steel ETF, or any other person or entity from the use of each of the Gold Miners Index and Steel Index or any data included therein in connection with the rights licensed as described herein or for any other use. The Index Administrator makes no express or implied warranties, and hereby expressly disclaims all warranties of merchantability or fitness for a particular purpose with respect to each of the Gold Miners Index and Steel Index or any data included therein. Without limiting any of the foregoing, in no event shall the Index Administrator have any liability for any direct, indirect, special, punitive, consequential or any other damages (including lost profits) even if notified of an Index's possibility of such damages.

The Adviser has entered into a licensing agreement with MVIS to use the Agribusiness Index, Coal Index, Junior Gold Miners Index, Oil & Gas Index, Oil Refiners Index, Oil Services Index, Rare Earth/Strategic Metals Index and Nuclear Energy Index (each an "MVIS Index," and together, the "MVIS Indices"). The Adviser has also granted MVIS a license to use the phrase "VanEck Vectors" in connection with the MVIS Indices. VanEck Vectors Agribusiness ETF, VanEck Vectors Coal ETF, VanEck Vectors Junior Gold Miners ETF, VanEck Vectors Unconventional Oil & Gas ETF, VanEck Vectors Oil Refiners ETF, VanEck Vectors Oil Services ETF, VanEck Vectors Rare Earth/Strategic Metals ETF and VanEck Vectors Uranium+Nuclear Energy ETF (each an "MVIS Index ETF," and together, the "MVIS Index ETFs") are entitled to use the MVIS Indices, respectively, pursuant to a sub-licensing arrangement with the Adviser.

Shares of the MVIS Index ETFs are not sponsored, endorsed, sold or promoted by MVIS. MVIS makes no representation or warranty, express or implied, to the owners of the Shares of the MVIS Index ETFs or any member of the public regarding the advisability of investing in securities generally or in the Shares of the MVIS Index ETFs particularly or the ability of the MVIS Indices to track the performance of the securities markets. The MVIS Indices are determined and composed by MVIS without regard to the Adviser or the Shares of the MVIS Index ETFs. MVIS has no obligation to take the needs of the Adviser or the owners of the Shares of the MVIS Index ETFs into consideration in determining or composing the MVIS Indices. MVIS is not responsible for and has not participated in the determination of the timing of, prices at, or quantities of the Shares of the MVIS Index ETFs to be issued or in the determination or calculation of the equation by which the Shares of the MVIS Index ETFs are to be converted into cash. MVIS has no obligation or liability in connection with the administration, marketing or trading of the Shares of the MVIS Index ETFs.

MVIS DOES NOT GUARANTEE THE ACCURACY AND/OR THE COMPLETENESS OF THE MVIS INDICES OR ANY DATA INCLUDED THEREIN AND MVIS SHALL HAVE NO LIABILITY FOR ANY ERRORS, OMISSIONS OR INTERRUPTIONS THEREIN.

LICENSE AGREEMENTS AND DISCLAIMERS (continued)

MVIS MAKES NO WARRANTY, EXPRESS OR IMPLIED, AS TO RESULTS TO BE OBTAINED BY THE ADVISER, OWNERS OF THE SHARES OF THE MVIS INDEX ETFs, OR ANY OTHER PERSON OR ENTITY FROM THE USE OF THE MVIS INDICES OR ANY DATA INCLUDED THEREIN. MVIS MAKES NO EXPRESS OR IMPLIED WARRANTIES, AND EXPRESSLY DISCLAIMS ALL WARRANTIES OF MERCHANTABILITY OR FITNESS FOR A PARTICULAR PURPOSE OR USE WITH RESPECT TO THE MVIS INDICES OR ANY DATA INCLUDED THEREIN. WITHOUT LIMITING ANY OF THE FOREGOING, IN NO EVENT SHALL MVIS HAVE ANY LIABILITY FOR ANY SPECIAL, PUNITIVE, INDIRECT OR CONSEQUENTIAL DAMAGES (INCLUDING LOST PROFITS), EVEN IF NOTIFIED OF THE POSSIBILITY OF SUCH DAMAGES.

MVIS Index ETFs are not sponsored, promoted, sold or supported in any other manner by Solactive AG nor does Solactive AG offer any express or implicit guarantee or assurance either with regard to the results of using the MVIS Indices and/or their trademarks or their prices at any time or in any other respect. The MVIS Indices are calculated and maintained by Solactive AG. Solactive AG uses its best efforts to ensure that the MVIS Indices are calculated correctly. Irrespective of its obligations towards MVIS, Solactive AG has no obligation to point out errors in the MVIS Indices to third parties including but not limited to investors and/or financial intermediaries of the MVIS Index ETFs. Neither the publication of the MVIS Indices or their trademarks for the purpose of use in connection with the MVIS Index ETFs constitutes a recommendation by Solactive AG to invest capital in the MVIS Index ETFs nor does it in any way represent an assurance or opinion of Solactive AG with regard to any investment in the MVIS Index ETFs. Solactive AG is not responsible for fulfilling the legal requirements concerning the accuracy and completeness of the Prospectus.

The Adviser has entered into a licensing agreement with S-Network to use the Ardour Global Index and Natural Resources Index. The Adviser has also granted S-Network a license to use the VanEck name in connection with the Natural Resources Index and S-Network will pay the Adviser a share of the revenues received by S-Network from the licensing of the Natural Resources Index. VanEck Vectors Low Carbon Energy ETF and VanEck Vectors Natural Resources ETF are entitled to use its respective Index pursuant to a sub-licensing arrangement with the Adviser.

S-Network® is a service mark of S-Network and has been licensed for use by the Adviser in connection with VanEck Vectors Natural Resources ETF. VanEck Vectors Natural Resources ETF is not sponsored, endorsed, sold or promoted by S-Network, which makes no representation regarding the advisability of investing in VanEck Vectors Natural Resources.

“S-Network Global Indexes, LLCs,” “ARDOUR GLOBAL INDEXSM, (COMPOSITE),” “ARDOUR COMPOSITESSM,” “ARDOUR GLOBAL INDEXSM” (EXTRA LIQUID),” “ARDOUR XLSM,” “ARDOUR GLOBAL ALTERNATIVE ENERGY INDEXESSM” AND “ARDOUR FAMILYSM” are service marks of S-Network and have been licensed for use by the Adviser. The shares of VanEck Vectors Low Carbon Energy ETF are not sponsored, endorsed, sold or promoted by S-Network and S-Network makes no representation regarding the advisability of investing in the shares of VanEck Vectors Low Carbon Energy ETF.

The Shares of each of VanEck Vectors Low Carbon Energy ETF and VanEck Vectors Natural Resources ETF are not sponsored, endorsed, sold or promoted by S-Network. S-Network makes no representation or warranty, express or implied, to the owners of Shares of VanEck Vectors Low Carbon Energy ETF and VanEck Vectors Natural Resources ETF or any member of the public regarding the advisability of investing in securities generally or in the Shares of VanEck Vectors Low Carbon Energy ETF and VanEck Vectors Natural Resources ETF particularly or the ability of the Natural Resources Index to track the performance of the physical commodities market. S-Network’s only relationship to the Adviser (“Licensee”) is the licensing of certain service marks and trade names of S-Network and of the Ardour Global Index and Natural Resources Index that are determined, composed and calculated by S-Network without regard to the Licensee or the Shares of VanEck Vectors Low Carbon Energy ETF and VanEck Vectors Natural Resources ETF. S-Network has no obligation to take the needs of the Licensee or the owners of Shares of VanEck Vectors Low Carbon Energy ETF and VanEck Vectors Natural Resources ETF into consideration in determining, composing or calculating the Ardour Global Index and Natural Resources Index. S-Network is not responsible for and has not participated in the determination of the timing of, prices at, or quantities of the Shares of VanEck Vectors Low Carbon Energy ETF and VanEck Vectors Natural Resources ETF to be issued or in the determination or calculation of the equation by which the Shares of VanEck Vectors Low Carbon Energy ETF and VanEck Vectors Natural Resources ETF are to be converted into cash. S-Network has no obligation or liability in connection with the administration, marketing or trading of the Shares of VanEck Vectors Low Carbon Energy ETF and VanEck Vectors Natural Resources ETF.

S-NETWORK DOES NOT GUARANTEE THE ACCURACY AND/OR THE COMPLETENESS OF THE ARDOUR GLOBAL INDEX AND NATURAL RESOURCES INDEX OR ANY DATA INCLUDED THEREIN AND S-NETWORK SHALL HAVE NO LIABILITY FOR ANY ERRORS, OMISSIONS, OR INTERRUPTIONS THEREIN. S-NETWORK MAKES NO WARRANTY, EXPRESS OR IMPLIED, AS TO RESULTS TO BE OBTAINED BY LICENSEE, OWNERS OF SHARES OF VANECK VECTORS LOW CARBON ENERGY ETF AND VANECK VECTORS NATURAL RESOURCES ETF, OR ANY OTHER PERSON OR ENTITY FROM THE USE OF THE ARDOUR GLOBAL INDEX AND NATURAL RESOURCES INDEX OR ANY DATA INCLUDED THEREIN. S-NETWORK MAKES NO EXPRESS OR IMPLIED WARRANTIES, AND EXPRESSLY DISCLAIMS ALL WARRANTIES OF MERCHANTABILITY OR FITNESS FOR A PARTICULAR PURPOSE OR USE WITH RESPECT TO THE ARDOUR GLOBAL INDEX AND NATURAL RESOURCES INDEX OR ANY DATA INCLUDED THEREIN. WITHOUT LIMITING ANY OF THE FOREGOING, IN NO EVENT SHALL S-NETWORK HAVE ANY LIABILITY FOR ANY SPECIAL, PUNITIVE, INDIRECT, OR CONSEQUENTIAL DAMAGES (INCLUDING LOST PROFITS), EVEN IF NOTIFIED OF THE POSSIBILITY OF SUCH DAMAGES.

VANECK AND ITS AFFILIATES SHALL NOT HAVE ANY LIABILITY FOR ANY ERRORS, OMISSIONS, OR INTERRUPTIONS, AND MAKES NO WARRANTY, EXPRESS OR IMPLIED AS TO RESULTS TO BE OBTAINED BY OWNERS OF VANECK VECTORS LOW CARBON ENERGY ETF AND VANECK VECTORS NATURAL RESOURCES ETF, OR ANY OTHER PERSON OR ENTITY FROM THE USE OF THE ARDOUR GLOBAL INDEX AND NATURAL RESOURCES INDEX. WITHOUT LIMITING ANY OF THE FOREGOING, IN NO EVENT SHALL VANECK OR ANY OF ITS AFFILIATES HAVE ANY LIABILITY FOR ANY LOST PROFITS OR INDIRECT, PUNITIVE, SPECIAL OR CONSEQUENTIAL DAMAGES OR LOSSES, EVEN IF NOTIFIED OF THE POSSIBILITY THEREOF.

THOMSON REUTERS PLC, ITS AFFILIATES, SOURCES AND DISTRIBUTION AGENTS (TOGETHER, THE "INDICATIVE VALUE CALCULATION AGENT") SHALL NOT BE LIABLE TO THE ADVISER, ANY CUSTOMER OR ANY THIRD PARTY FOR ANY LOSS OR DAMAGE, DIRECT, INDIRECT OR CONSEQUENTIAL, ARISING FROM (I) ANY INACCURACY OR INCOMPLETENESS IN, OR DELAYS, INTERRUPTIONS, ERRORS OR OMISSIONS IN THE DELIVERY OF THE INTRA-DAY INDICATIVE VALUE WITH RESPECT TO VANECK VECTORS URANIUM+NUCLEAR ENERGY ETF (THE "INDICATIVE VALUE") OR ANY DATA RELATED THERETO (THE "DATA") OR (II) ANY DECISION MADE OR ACTION TAKEN BY THE ADVISER, ANY CUSTOMER OR THIRD PARTY IN RELIANCE UPON THE DATA. THE INDICATIVE VALUE CALCULATION AGENT DOES NOT MAKE ANY WARRANTIES, EXPRESS OR IMPLIED, TO THE ADVISER, ANY INVESTOR IN VANECK VECTORS URANIUM+NUCLEAR ENERGY ETF OR ANY ONE ELSE REGARDING THE DATA, INCLUDING, WITHOUT LIMITATION, ANY WARRANTIES WITH RESPECT TO THE TIMELINESS, SEQUENCE, ACCURACY, COMPLETENESS, CORRECTNESS, MERCHANTABILITY, QUALITY OR FITNESS FOR A PARTICULAR PURPOSE OR ANY WARRANTIES AS TO THE RESULTS TO BE OBTAINED BY THE ADVISER, ANY INVESTORS IN VANECK VECTORS URANIUM+NUCLEAR ENERGY ETF OR OTHER PERSON IN CONNECTION WITH THE USE OF THE DATA. THE INDICATIVE VALUE CALCULATION AGENT SHALL NOT BE LIABLE TO THE ADVISER, ANY INVESTOR IN VANECK VECTORS URANIUM+NUCLEAR ENERGY ETF OR OTHER THIRD PARTIES FOR ANY DAMAGES, INCLUDING, WITHOUT LIMITATION, LOSS OF BUSINESS REVENUES, LOST PROFITS OR ANY INDIRECT, CONSEQUENTIAL, SPECIAL OR SIMILAR DAMAGES WHATSOEVER, WHETHER IN CONTRACT, TORT OR OTHERWISE, EVEN IF ADVISED OF THE POSSIBILITY OF SUCH DAMAGES.

The S&P 500® Index included in each Fund's performance table is a product of S&P Dow Jones Indices LLC and/or its affiliates and has been licensed for use by the Adviser. Copyright © 2020 S&P Dow Jones Indices LLC, a division of S&P Global, Inc., and/or its affiliates. All rights reserved. Redistribution or reproduction in whole or in part are prohibited without written permission of S&P Dow Jones Indices LLC. For more information on any of S&P Dow Jones Indices LLC's indices please visit www.spdji.com. S&P® is a registered trademark of S&P Global and Dow Jones® is a registered trademark of Dow Jones Trademark Holdings LLC. Neither S&P Dow Jones Indices LLC, Dow Jones Trademark Holdings LLC, their affiliates nor their third party licensors make any representation or warranty, express or implied, as to the ability of any index to accurately represent the asset class or market sector that it purports to represent and neither S&P Dow Jones Indices LLC, Dow Jones Trademark Holdings LLC, their affiliates nor their third party licensors shall have any liability for any errors, omissions, or interruptions of any index or the data included therein.

S&P DOW JONES INDICES DOES NOT GUARANTEE THE ADEQUACY, ACCURACY, TIMELINESS AND/OR THE COMPLETENESS OF THE INDEX OR ANY DATA RELATED THERETO, OR ANY COMMUNICATION INCLUDING BUT NOT LIMITED TO, ORAL OR WRITTEN COMMUNICATION (INCLUDING ELECTRONIC COMMUNICATIONS) WITH RESPECT THERETO. S&P DOW JONES INDICES SHALL NOT BE SUBJECT TO ANY DAMAGES OR LIABILITY FOR ANY ERRORS, OMISSIONS, OR DELAYS THEREIN. S&P DOW JONES INDICES MAKES NO EXPRESS OR IMPLIED WARRANTIES, AND EXPRESSLY DISCLAIMS ALL WARRANTIES, OF MERCHANTABILITY OR FITNESS FOR A PARTICULAR PURPOSE OR USE OR AS TO RESULTS TO BE OBTAINED BY THE ADVISER, OR ANY OTHER PERSON OR ENTITY FROM THE USE OF THE INDEX, OR WITH RESPECT TO ANY DATA RELATED THERETO. WITHOUT LIMITING ANY OF THE FOREGOING, IN NO EVENT WHATSOEVER SHALL S&P DOW JONES INDICES BE LIABLE FOR ANY INDIRECT, SPECIAL, INCIDENTAL, PUNITIVE, OR CONSEQUENTIAL DAMAGES, INCLUDING BUT NOT LIMITED TO, LOSS OF PROFITS, TRADING LOSSES, LOST TIME, OR GOODWILL, EVEN IF THEY HAVE BEEN ADVISED OF THE POSSIBILITY OF SUCH DAMAGES, WHETHER IN CONTRACT, TORT, STRICT LIABILITY, OR OTHERWISE. THERE ARE NO THIRD PARTY BENEFICIARIES OF ANY AGREEMENTS OR ARRANGEMENTS BETWEEN S&P DOW JONES INDICES AND THE ADVISER, OTHER THAN THE LICENSORS OF S&P DOW JONES INDICES.

FINANCIAL HIGHLIGHTS

The financial highlights tables which follow are intended to help you understand the Funds' financial performance for the past five years or as indicated. Certain information reflects financial results for a single Fund share. The total returns in the table represent the rate that an investor would have earned (or lost) on an investment in a Fund (assuming reinvestment of all dividends and distributions).

The information below has been audited by Ernst & Young LLP, the Trust's independent registered public accounting firm, whose report, along with the Funds' financial statements, are included in the Funds' Annual Report, which is available upon request.

For a share outstanding throughout each year:

Agribusiness ETF					
For the Year Ended December 31,					
	2019	2018	2017	2016	2015
Net asset value, beginning of year	\$ 57.11	\$ 61.63	\$ 51.38	\$ 46.55	\$ 52.59
Income from investment operations:					
Net investment income	0.83 (a)	0.83 (a)	0.83 (a)	1.07	1.37
Net realized and unrealized gain (loss) on investments	11.56	(4.39)	10.30	4.86	(6.07)
Total from investment operations	12.39	(3.56)	11.13	5.93	(4.70)
Less:					
Dividends from net investment income	(0.91)	(0.96)	(0.88)	(1.10)	(1.34)
Net asset value, end of year	\$ 68.59	\$ 57.11	\$ 61.63	\$ 51.38	\$ 46.55
Total return (b)	21.70 %	(5.76) %	21.68 %	12.74 %	(8.96) %
Ratios/Supplemental Data					
Net assets, end of year (000's)	\$716,760	\$756,716	\$853,578	\$804,156	\$835,551
Ratio of gross expenses to average net assets	0.56 %	0.54 %	0.54 %	0.53 %	0.55 %
Ratio of net expenses to average net assets	0.56 %	0.54 %	0.54 %	0.53 %	0.55 %
Ratio of net expenses to average net assets excluding interest expense	0.56 %	0.54 %	0.53 %	0.53 %	0.54 %
Ratio of net investment income to average net assets	1.29 %	1.32 %	1.48 %	2.04 %	2.00 %
Portfolio turnover rate (c)	21 %	16 %	22 %	15 %	20 %

Coal ETF					
For the Year Ended December 31,					
	2019	2018	2017	2016	2015
Net asset value, beginning of year	\$ 12.66	\$ 16.06	\$ 12.37	\$ 6.28	\$ 14.64
Income from investment operations:					
Net investment income	0.78 (a)	0.67 (a)	0.53 (a)	0.14	0.29
Net realized and unrealized gain (loss) on investments	(2.52)	(3.25)	3.73	6.08	(8.36)
Total from investment operations	(1.74)	(2.58)	4.26	6.22	(8.07)
Less:					
Dividends from net investment income	(1.05)	(0.82)	(0.57)	(0.13)	(0.29)
Net asset value, end of year	\$ 9.87	\$ 12.66	\$ 16.06	\$ 12.37	\$ 6.28
Total return (b)	(13.77) %	(15.97) %	34.42 %	99.10 %	(55.14) %
Ratios/Supplemental Data					
Net assets, end of year (000's)	\$27,131	\$55,084	\$101,201	\$101,395	\$39,248
Ratio of gross expenses to average net assets	0.78 %	0.64 %	0.64 %	0.62 %	0.66 %
Ratio of net expenses to average net assets	0.60 %	0.60 %	0.60 %	0.59 %	0.59 %
Ratio of net expenses to average net assets excluding interest expense	0.59 %	0.59 %	0.59 % (d)	0.59 %	0.59 %
Ratio of net investment income to average net assets	6.26 %	4.19 %	3.80 % (d)	1.66 %	2.31 %
Portfolio turnover rate (c)	24 %	24 %	39 %	40 %	36 %

(a) Calculated based upon average shares outstanding.

(b) Total return is calculated assuming an initial investment made at the net asset value at the beginning of year, reinvestment of any dividends and distributions at net asset value on the dividend/distributions payment date and a redemption at the net asset value on the last day of the year. The return does not reflect the deduction of taxes that a shareholder would pay on Fund dividends/distributions or the redemption of Fund Shares.

(c) Portfolio turnover rates exclude securities received or delivered as a result of processing in-kind capital share transactions.

(d) Includes expense offset arrangements of 0.01%.

FINANCIAL HIGHLIGHTS (continued)

For a share outstanding throughout each year:

Gold Miners ETF					
For the Year Ended December 31,					
	2019	2018	2017	2016	2015
Net asset value, beginning of year	\$ 21.07	\$ 23.25	\$ 20.92	\$ 13.72	\$ 18.43
Income from investment operations:					
Net investment income	0.19 (a)	0.14 (a)	0.10 (a)	0.03	0.12
Net realized and unrealized gain (loss) on investments	8.27	(2.21)	2.41	7.23	(4.71)
Total from investment operations	8.46	(2.07)	2.51	7.26	(4.59)
Less:					
Dividends from net investment income	(0.19)	(0.11)	(0.18)	(0.06)	(0.12)
Net asset value, end of year	\$ 29.34	\$ 21.07	\$ 23.25	\$ 20.92	\$ 13.72
Total return (b)	40.15 %	(8.92) %	11.99 %	52.91 %	(24.93) %
Ratios/Supplemental Data					
Net assets, end of year (000's)	\$12,998,726	\$10,575,687	\$7,574,585	\$9,685,012	\$4,316,718
Ratio of gross expenses to average net assets ...	0.52 %	0.52 %	0.53 %	0.51 %	0.52 %
Ratio of net expenses to average net assets	0.52 %	0.52 %	0.53 %	0.51 %	0.52 %
Ratio of net expenses to average net assets excluding interest expense	0.52 %	0.52 %	0.53 %	0.51 %	0.52 %
Ratio of net investment income to average net assets	0.76 %	0.66 %	0.42 %	0.21 %	0.66 %
Portfolio turnover rate (c)	14 %	15 %	12 %	26 %	24 %

Junior Gold Miners ETF					
For the Year Ended December 31,					
	2019	2018	2017	2016	2015
Net asset value, beginning of year	\$ 30.11	\$ 34.21	\$ 31.72	\$ 19.22	\$ 24.04
Income from investment operations:					
Net investment income	0.08 (a)	0.14 (a)	0.05 (a)	0.14	0.15
Net realized and unrealized gain (loss) on investments	12.36	(4.10)	2.45	13.87	(4.83)
Total from investment operations	12.44	(3.96)	2.50	14.01	(4.68)
Less:					
Dividends from net investment income	(0.16)	(0.14)	(0.01)	(1.51)	(0.14)
Net asset value, end of year	\$ 42.39	\$ 30.11	\$ 34.21	\$ 31.72	\$ 19.22
Total return (b)	41.31 %	(11.58) %	7.89 %	73.75 %	(19.48) %
Ratios/Supplemental Data					
Net assets, end of year (000's)	\$5,219,220	\$4,273,395	\$4,634,495	\$3,454,333	\$1,300,681
Ratio of gross expenses to average net assets	0.53 %	0.53 %	0.55 %(d)	0.52 %(d)	0.56 %
Ratio of net expenses to average net assets	0.53 %	0.53 %	0.54 %(d)	0.52 %(d)	0.56 %
Ratio of net expenses to average net assets excluding interest expense and taxes	0.53 %	0.53 %	0.53 %(d)	0.52 %(d)	0.55 %
Ratio of net investment income (loss) to average net assets	0.24 %	0.45 %	0.16 %(d)	0.14 %(d)	0.66 %
Portfolio turnover rate (c)	19 %	28 %	67 %	58 %	47 %

(a) Calculated based upon average shares outstanding.

(b) Total return is calculated assuming an initial investment made at the net asset value at the beginning of year, reinvestment of any dividends and distributions at net asset value on the dividend/distributions payment date and a redemption at the net asset value on the last day of the year. The return does not reflect the deduction of taxes that a shareholder would pay on Fund dividends/distributions or the redemption of Fund Shares.

(c) Portfolio turnover rates exclude securities received or delivered as a result of processing in-kind capital share transactions.

(d) The ratios presented do not reflect the Fund's proportionate share of income and expenses from the Fund's investment in underlying funds.

For a share outstanding throughout each year:

Low Carbon Energy ETF					
For the Year Ended December 31,					
	2019	2018	2017	2016	2015
Net asset value, beginning of year	\$ 55.10	\$ 60.94	\$ 50.62	\$ 54.57	\$ 54.09
Income from investment operations:					
Net investment income	0.05 (a)	0.26 (a)	1.12 (a)	1.38	0.46
Net realized and unrealized gain (loss) on investments	20.55	(5.76)	9.97	(4.26)	0.33
Total from investment operations	20.60	(5.50)	11.09	(2.88)	0.79
Less:					
Dividends from net investment income	—	(0.34)	(0.77)	(1.07)	(0.31)
Net asset value, end of year	\$ 75.70	\$ 55.10	\$ 60.94	\$ 50.62	\$ 54.57
Total return (b)	37.38 %	(9.02) %	21.90 %	(5.26) %	1.45 %
Ratios/Supplemental Data					
Net assets, end of year (000's)	\$104,710	\$78,976	\$87,351	\$64,958	\$91,857
Ratio of gross expenses to average net assets	0.65 %	0.65 %	0.67 %	0.64 %	0.62 %
Ratio of net expenses to average net assets	0.62 %	0.63 %	0.63 %	0.62 %	0.62 %
Ratio of net expenses to average net assets excluding interest expense	0.62 %	0.62 %	0.62 %	0.62 %	0.62 %
Ratio of net investment income to average net assets	0.08 %	0.44 %	1.94 %	2.04 %	0.88 %
Portfolio turnover rate (c)	40 %	31 %	21 %	32 %	27 %

Natural Resources ETF					
For the Year Ended December 31,					
	2019	2018	2017	2016	2015
Net asset value, beginning of year	\$ 32.20	\$ 37.09	\$ 32.31	\$ 26.38	\$ 33.73
Income from investment operations:					
Net investment income	0.96 (a)	0.81 (a)	0.72 (a)	0.66	0.81
Net realized and unrealized gain (loss) on investments	4.94	(4.78)	4.81	5.91	(7.37)
Total from investment operations	5.90	(3.97)	5.53	6.57	(6.56)
Less:					
Dividends from net investment income	(1.00)	(0.92)	(0.75)	(0.64)	(0.79)
Net asset value, end of year	\$ 37.10	\$ 32.20	\$ 37.09	\$ 32.31	\$ 26.38
Total return (b)	18.34 %	(10.69) %	17.14 %	24.93 %	(19.48) %
Ratios/Supplemental Data					
Net assets, end of year (000's)	\$70,494	\$77,282	\$103,863	\$95,323	\$76,511
Ratio of gross expenses to average net assets	0.79 %	0.72 %	0.80 %	0.77 %	0.75 %
Ratio of net expenses to average net assets	0.50 %	0.50 %	0.50 %	0.50 %	0.50 %
Ratio of net expenses to average net assets excluding interest expense	0.49 %	0.49 %	0.49 %	0.49 %	0.49 %
Ratio of net investment income to average net assets	2.70 %	2.21 %	2.09 %	2.18 %	2.66 %
Portfolio turnover rate (c)	24 %	23 %	34 %	37 %	9 %

(a) Calculated based upon average shares outstanding.

(b) Total return is calculated assuming an initial investment made at the net asset value at the beginning of year, reinvestment of any dividends and distributions at net asset value on the dividend/distributions payment date and a redemption at the net asset value on the last day of the year. The return does not reflect the deduction of taxes that a shareholder would pay on Fund dividends/distributions or the redemption of Fund Shares.

(c) Portfolio turnover rates exclude securities received or delivered as a result of processing in-kind capital share transactions.

FINANCIAL HIGHLIGHTS (continued)

For a share outstanding throughout each period:

Oil Refiners ETF					
	For the Year Ended December 31,				For the Period August 18, 2015(a) through December 31, 2015
	2019	2018	2017	2016	
Net asset value, beginning of period.....	\$ 26.95	\$ 30.40	\$ 20.86	\$ 19.69	\$ 19.75
Income from investment operations:					
Net investment income	0.56 (b)	0.74 (b)	0.61 (b)	0.73	0.07
Net realized and unrealized gain (loss) on investments	1.91	(3.54)	9.38	1.15	(0.04)
Total from investment operations.....	2.47	(2.80)	9.99	1.88	0.03
Less:					
Dividends from net investment income.....	(0.41)	(0.52)	(0.37)	(0.71)	(0.07)
Distributions from net realized capital gains.....	—	(0.13)	(0.08)	—	—
Return of capital	—	—	—	—	(0.02)
Total dividends and distributions	(0.41)	(0.65)	(0.45)	(0.71)	(0.09)
Net asset value, end of period	\$ 29.01	\$ 26.95	\$ 30.40	\$ 20.86	\$ 19.69
Total return (c)	9.19 %	(9.22) %	47.91 %	9.55 %	0.16 %(d)
Ratios/Supplemental Data					
Net assets, end of period (000's).....	\$ 34,814	\$ 48,509	\$ 10,641	\$ 3,129	\$ 3,938
Ratio of expenses to average net assets	1.03 %	0.72 %	2.71 %	3.42 %	4.98 %(e)
Ratio of net expenses to average net assets.....	0.60 %	0.60 %	0.59 %	0.59 %	0.59 %(e)
Ratio of net expenses to average net assets excluding interest expense	0.59 %	0.59 %	0.59 %	0.59 %	0.59 %(e)
Ratio of net investment income to average net assets	1.97 %	2.32 %	2.43 %	2.85 %	1.19 %(e)
Portfolio turnover rate (f)	30 %	31 %	24 %	15 %	12 %(d)

Oil Services ETF					
	For the Year Ended December 31,				
	2019	2018	2017	2016	2015
Net asset value, beginning of year	\$ 14.03	\$ 26.02	\$ 33.36	\$ 26.44	\$ 35.89
Income from investment operations:					
Net investment income	0.33 (b)	0.35 (b)	0.90 (b)	0.46	0.63
Net realized and unrealized gain (loss) on investments	(0.80) (g)	(12.04)	(7.56)	6.93	(9.45)
Total from investment operations	(0.47)	(11.69)	(6.66)	7.39	(8.82)
Less:					
Dividends from net investment income	(0.29)	(0.30)	(0.68)	(0.47)	(0.63)
Net asset value, end of year	\$ 13.27	\$ 14.03	\$ 26.02	\$ 33.36	\$ 26.44
Total return (c)	(3.35) %	(44.93) %	(19.95) %	27.92 %	(24.58) %
Ratios/Supplemental Data					
Net assets, end of year (000's)	\$773,324	\$1,044,835	\$1,651,265	\$1,218,137	\$1,118,901
Ratio of gross expenses to average net assets	0.39 %	0.38 %	0.39 %	0.40 %	0.39 %
Ratio of net expenses to average net assets	0.35 %	0.35 %	0.35 %	0.35 %	0.35 %
Ratio of net expenses to average net assets excluding interest expense	0.35 %	0.35 %	0.35 %	0.35 %	0.35 %
Ratio of net investment income to average net assets	2.28 %	1.44 %	3.36 %	1.70 %	2.30 %
Portfolio turnover rate (f)	29 %	22 %	34 %	24 %	18 %

-
- (a) Commencement of operations
 - (b) Calculated based upon average shares outstanding.
 - (c) Total return is calculated assuming an initial investment made at the net asset value at the beginning of period, reinvestment of any dividends and distributions at net asset value on the dividend/distributions payment date and a redemption at the net asset value on the last day of the period. The return does not reflect the deduction of taxes that a shareholder would pay on Fund dividends/distributions or the redemption of Fund Shares.
 - (d) Not Annualized
 - (e) Annualized
 - (f) Portfolio turnover rates exclude securities received or delivered as a result of processing in-kind capital share transactions.
 - (g) The amount shown for a share outstanding does not correspond with the aggregate net gain (loss) on investments for the period due to the timing of sales and repurchases of shares in relation to fluctuating market values of the investments of the Fund.

FINANCIAL HIGHLIGHTS (continued)

For a share outstanding throughout each year:

Rare Earth/Strategic Metals ETF					
For the Year Ended December 31,					
	2019	2018	2017	2016	2015
Net asset value, beginning of year	\$ 13.56	\$ 29.75	\$ 16.90	\$ 13.68	\$ 25.49
Income from investment operations:					
Net investment income	0.30 (a)	0.66 (a)	0.44 (a)	0.12	0.51
Net realized and unrealized gain (loss) on investments	(0.18) (d)	(15.16)	13.28	3.48	(11.68)
Total from investment operations	0.12	(14.50)	13.72	3.60	(11.17)
Less:					
Dividends from net investment income	(0.21)	(1.69)	(0.87)	(0.38)	(0.64)
Net asset value, end of year	\$ 13.47	\$ 13.56	\$ 29.75	\$ 16.90	\$ 13.68
Total return (b)	0.91 %	(48.70) %	81.43 %	26.35 %	(43.76) %

Ratios/Supplemental Data

Net assets, end of year (000's)	\$192,937	\$92,538	\$182,207	\$42,663	\$28,381
Ratio of gross expenses to average net assets	0.64 %	0.63 %	0.73 %	0.86 %	0.82 %
Ratio of net expenses to average net assets	0.60 %	0.59 %	0.61 %	0.61 %	0.57 %
Ratio of net expenses to average net assets excluding interest expense	0.57 %	0.57 %	0.57 %	0.57 %	0.57 %
Ratio of net investment income to average net assets	2.14 %	2.73 %	1.99 %	1.43 %	2.01 %
Portfolio turnover rate (c)	64 %	68 %	57 %	104 %	49 %

Steel ETF					
For the Year Ended December 31,					
	2019	2018	2017	2016	2015
Net asset value, beginning of year	\$ 34.87	\$ 45.74	\$ 37.82	\$ 19.52	\$ 35.45
Income from investment operations:					
Net investment income	1.16 (a)	1.30 (a)	0.92 (a)	0.42	1.03
Net realized and unrealized gain (loss) on investments	2.75	(9.99)	8.12	18.28	(15.92)
Total from investment operations	3.91	(8.69)	9.04	18.70	(14.89)
Less:					
Dividends from net investment income	(1.04)	(2.18)	(1.12)	(0.40)	(1.02)
Return of capital	—	—	—	—	(0.02)
Total dividends	(1.04)	(2.18)	(1.12)	(0.40)	(1.04)
Net asset value, end of year	\$ 37.74	\$ 34.87	\$ 45.74	\$ 37.82	\$ 19.52
Total return (b)	11.02 %	(18.94) %	23.86 %	95.77 %	(42.03) %

Ratios/Supplemental Data

Net assets, end of year (000's)	\$66,042	\$57,534	\$150,937	\$185,324	\$44,904
Ratio of gross expenses to average net assets	0.71 %	0.61 %	0.62 %	0.60 %	0.69 %
Ratio of net expenses to average net assets	0.56 %	0.56 %	0.56 %	0.55 %	0.55 %
Ratio of net expenses to average net assets excluding interest expense	0.55 %	0.55 %	0.55 %	0.55 %	0.55 %
Ratio of net investment income to average net assets	3.11 %	2.80 %	2.25 %	1.88 %	3.76 %
Portfolio turnover rate (c)	19 %	16 %	31 %	20 %	15 %

-
-
- (a) Calculated based upon average shares outstanding.
 - (b) Total return is calculated assuming an initial investment made at the net asset value at the beginning of year, reinvestment of any dividends and distributions at net asset value on the dividend/distributions payment date and a redemption at the net asset value on the last day of the year. The return does not reflect the deduction of taxes that a shareholder would pay on Fund dividends/distributions or the redemption of Fund Shares.
 - (c) Portfolio turnover rates exclude securities received or delivered as a result of processing in-kind capital share transactions.
 - (d) The amount shown for a share outstanding does not correspond with the aggregate net gain (loss) on investments for the period due to the timing of sales and repurchases of shares in relation to fluctuating market values of the investments of the Fund.

FINANCIAL HIGHLIGHTS (continued)

For a share outstanding throughout each year:

Unconventional Oil & Gas ETF					
For the Year Ended December 31,					
	2019	2018	2017	2016	2015
Net asset value, beginning of year	\$ 10.93	\$ 15.73	\$ 18.25	\$ 13.24	\$ 22.12
Income from investment operations:					
Net investment income	0.15 (a)	0.10 (a)	0.09 (a)	0.09	0.32
Net realized and unrealized gain (loss) on investments	0.32	(4.81)	(2.50)	4.98	(8.86)
Total from investment operations	0.47	(4.71)	(2.41)	5.07	(8.54)
Less:					
Dividends from net investment income	(0.20)	(0.09)	(0.11)	(0.06)	(0.34)
Net asset value, end of year	\$ 11.20	\$ 10.93	\$ 15.73	\$ 18.25	\$ 13.24
Total return (b)	4.32 %	(29.96) %	(13.20) %	38.31 %	(38.60) %
Ratios/Supplemental Data					
Net assets, end of year (000's)	\$19,601	\$30,063	\$69,203	\$59,324	\$38,398
Ratio of gross expenses to average net assets	0.96 %	0.61 %	0.70 %	0.71 %	0.72 %
Ratio of net expenses to average net assets	0.54 %	0.54 %	0.54 %	0.54 %	0.54 %
Ratio of net expenses to average net assets excluding interest expense	0.54 %	0.54 %	0.54 %	0.54 %	0.54 %
Ratio of net investment income to average net assets	1.26 %	0.65 %	0.56 %	0.63 %	1.62 %
Portfolio turnover rate (c)	30 %	17 %	17 %	23 %	22 %

Uranium+Nuclear Energy ETF					
For the Year Ended December 31,					
	2019	2018	2017	2016	2015
Net asset value, beginning of year	\$ 49.67	\$ 49.09	\$ 47.55	\$ 45.25	\$ 51.50
Income from investment operations:					
Net investment income	1.07 (a)	1.30 (a)	1.35 (a)	2.08	1.87
Net realized and unrealized gain (loss) on investments	(0.85)	1.22	2.57	1.94	(6.63)
Total from investment operations	0.22	2.52	3.92	4.02	(4.76)
Less:					
Dividends from net investment income	(1.18)	(1.94)	(2.38)	(1.72)	(1.49)
Net asset value, end of year	\$ 48.71	\$ 49.67	\$ 49.09	\$ 47.55	\$ 45.25
Total return (b)	0.44 %	5.15 %	8.27 %	8.87 %	(9.26) %
Ratios/Supplemental Data					
Net assets, end of year (000's)	\$22,730	\$25,661	\$27,815	\$34,076	\$39,211
Ratio of gross expenses to average net assets	0.93 %	0.85 %	0.89 %	0.79 %	0.70 %
Ratio of net expenses to average net assets	0.61 %	0.60 %	0.61 %	0.61 %	0.61 %
Ratio of net expenses to average net assets excluding interest expense	0.60 %	0.60 %	0.60 %	0.60 %	0.60 %
Ratio of net investment income to average net assets	2.13 %	2.58 %	2.67 %	3.37 %	2.34 %
Portfolio turnover rate (c)	15 %	32 %	19 %	36 %	27 %

(a) Calculated based upon average shares outstanding.

(b) Total return is calculated assuming an initial investment made at the net asset value at the beginning of year, reinvestment of any dividends and distributions at net asset value on the dividend/distributions payment date and a redemption at the net asset value on the last day of the year. The return does not reflect the deduction of taxes that a shareholder would pay on Fund dividends/distributions or the redemption of Fund Shares.

(c) Portfolio turnover rates exclude securities received or delivered as a result of processing in-kind capital share transactions.

PREMIUM/DISCOUNT INFORMATION

Information regarding how often the closing trading price of the Shares of each Fund was above (*i.e.*, at a premium) or below (*i.e.*, at a discount) the NAV of the Fund for the most recently completed year and the most recently completed quarter(s), as well as for each of the four previous calendar quarters, when available, can be found at www.vaneck.com.

GENERAL INFORMATION

CONTINUOUS OFFERING

The method by which Creation Units are created and traded may raise certain issues under applicable securities laws. Because new Creation Units are issued and sold by the Trust on an ongoing basis, a “distribution,” as such term is used in the Securities Act, may occur at any point. Broker dealers and other persons are cautioned that some activities on their part may, depending on the circumstances, result in their being deemed participants in a distribution in a manner which could render them statutory underwriters and subject them to the prospectus delivery and liability provisions of the Securities Act.

For example, a broker dealer firm or its client may be deemed a statutory underwriter if it takes Creation Units after placing an order with the Distributor, breaks them down into constituent Shares, and sells such Shares directly to customers, or if it chooses to couple the creation of a supply of new Shares with an active selling effort involving solicitation of secondary market demand for Shares. A determination of whether one is an underwriter for purposes of the Securities Act must take into account all the facts and circumstances pertaining to the activities of the broker dealer or its client in the particular case, and the examples mentioned above should not be considered a complete description of all the activities that could lead to a categorization as an underwriter.

Broker dealers who are not “underwriters” but are participating in a distribution (as contrasted to ordinary secondary trading transactions), and thus dealing with Shares that are part of an “unsold allotment” within the meaning of Section 4(a)(3)(C) of the Securities Act, would be unable to take advantage of the prospectus delivery exemption provided by Section 4(a)(3) of the Securities Act. This is because the prospectus delivery exemption in Section 4(a)(3) of the Securities Act is not available in respect of such transactions as a result of Section 24(d) of the 1940 Act. As a result, broker dealer firms should note that dealers who are not underwriters but are participating in a distribution (as contrasted with ordinary secondary market transactions) and thus dealing with the Shares that are part of an overallotment within the meaning of Section 4(a)(3)(A) of the Securities Act would be unable to take advantage of the prospectus delivery exemption provided by Section 4(a)(3) of the Securities Act. Firms that incur a prospectus delivery obligation with respect to Shares are reminded that, under Rule 153 of the Securities Act, a prospectus delivery obligation under Section 5(b)(2) of the Securities Act owed to an exchange member in connection with a sale on the Exchange is satisfied by the fact that the prospectus is available at the Exchange upon request. The prospectus delivery mechanism provided in Rule 153 is only available with respect to transactions on an exchange.

In addition, certain affiliates of the Funds and the Adviser may purchase and resell Fund Shares pursuant to this Prospectus.

OTHER INFORMATION

The Trust was organized as a Delaware statutory trust on March 15, 2001. Its Declaration of Trust currently permits the Trust to issue an unlimited number of Shares of beneficial interest. If shareholders are required to vote on any matters, each Share outstanding would be entitled to one vote. Annual meetings of shareholders will not be held except as required by the 1940 Act and other applicable law. See the Funds’ SAI for more information concerning the Trust’s form of organization. Section 12(d)(1) of the 1940 Act restricts investments by investment companies in the securities of other investment companies, including Shares of a Fund. Registered investment companies are permitted to invest in the Funds beyond the limits set forth in Section 12(d)(1) subject to certain terms and conditions set forth in an SEC exemptive order issued to the Trust, including that such investment companies enter into an agreement with the Funds.

The Prospectus, SAI and any other Fund communication do not create any contractual obligations between the Funds’ shareholders and the Trust, the Funds, the Adviser and/or the Trustees. Further, shareholders are not intended third party beneficiaries of any contracts entered into by (or on behalf of) any Fund, including contracts with the Adviser or other parties who provide services to the Fund.

Dechert LLP serves as counsel to the Trust, including the Funds. Ernst & Young LLP serves as the Trust’s independent registered public accounting firm and will audit the Fund’s financial statements annually.

ADDITIONAL INFORMATION

This Prospectus does not contain all the information included in the Registration Statement filed with the SEC with respect to the Funds’ Shares. The Funds’ Registration Statement, including this Prospectus, the Funds’ SAI and the exhibits are available on the EDGAR database at the SEC’s website (<http://www.sec.gov>), and copies may be obtained, after paying a duplicating fee, by electronic request at the following email address: publicinfo@sec.gov.

GENERAL INFORMATION (continued)

The SAI for the Funds, which has been filed with the SEC, provides more information about the Funds. The SAI for the Funds is incorporated herein by reference and is legally part of this Prospectus. Additional information about the Funds' investments is available in each Fund's annual and semi-annual reports to shareholders. In each Fund's annual report, you will find a discussion of the market conditions and investment strategies that significantly affected the Fund's performance during its last fiscal year. The SAI and the Funds' annual and semi-annual reports may be obtained without charge by writing to the Funds at Van Eck Securities Corporation, the Funds' Distributor, at 666 Third Avenue, 9th Floor, New York, New York 10017 or by calling the Distributor at the following number: Investor Information: 800.826.2333.

Shareholder inquiries may be directed to the Funds in writing to 666 Third Avenue, 9th Floor, New York, New York 10017 or by calling 800.826.2333.

The Funds' SAI is available at www.vaneck.com.

(Investment Company Act file no. 811-10325)

For more detailed information about the Funds, see the SAI dated May 1, 2020, as may be supplemented from time to time. Additional information about each of the Funds' investments is or will be available in each Fund's annual and semi-annual reports to shareholders. In each Fund's annual report, you will find a discussion of the market conditions and investment strategies that significantly affected each Fund's performance during its last fiscal year.

Call VanEck at 800.826.2333 to request, free of charge, the annual or semi-annual reports, the SAI, or other information about the Funds or to make shareholder inquiries. You may also obtain the SAI or a Fund's annual or semi-annual reports, when available, by visiting the VanEck website at www.vaneck.com.

Reports and other information about the Funds are available on the EDGAR Database on the SEC's internet site at <http://www.sec.gov>. In addition, copies of this information may be obtained, after paying a duplicating fee, by electronic request at the following email address: publicinfo@sec.gov.



Transfer Agent: State Street Bank and Trust Company
SEC Registration Number: 333-123257
1940 Act Registration Number: 811-10325
HARDPRO

800.826.2333
vaneck.com