

**IMPORTANT NOTICE REGARDING CHANGE IN NAME, TICKER SYMBOL,
INVESTMENT OBJECTIVE, AND INVESTMENT STRATEGY**

WISDOMTREE TRUST (the “Trust”)

**WisdomTree Global ex-U.S. Real Estate Fund (DRW)
(the “Fund”)**

**Supplement dated February 7, 2022
to the currently effective**

**Summary Prospectus, Statutory Prospectus (collectively, the “Prospectuses”) and
Statement of Additional Information (“SAI”) for the Fund**

The following information supplements and should be read in conjunction with the Prospectuses and SAI for the Fund.

At the recommendation of WisdomTree Asset Management, Inc., the Fund’s investment adviser, the Board of Trustees of the Trust, with respect to the Fund, has approved changes to the Fund’s name, ticker symbol, investment objective, and investment strategies. These changes are scheduled to go into effect on or about April 20, 2022. The Fund’s management fee and expense ratio will not change.

	CURRENT	NEW
Fund Name	WisdomTree Global ex-U.S. Real Estate Fund (the “Fund”)	WisdomTree New Economy Real Estate Fund (the “Fund”)
Ticker Symbol	DRW	WTRE
Investment Objective	The Fund seeks to track the price and yield performance, before fees and expenses, of the WisdomTree Global ex-U.S. Real Estate Index (the “Index”).	The Fund seeks to track the price and yield performance, before fees and expenses, of the CenterSquare New Economy Real Estate Index (the “Index”).
Investment Strategy	The Index is a fundamentally weighted index that is comprised of companies from developed and emerging markets outside of the United States that are classified as being part of the “Global Real Estate” sector. Companies are selected from the WisdomTree Global ex-U.S. Dividend Index, which defines the dividend paying universe of companies in developed countries and emerging markets throughout the world, excluding the United States. To be eligible for inclusion in the Index, a company must meet the following criteria as of the annual Index screening date: (i) incorporation within Europe, Japan, Australia, Brazil, Canada, Chile, China, Hong Kong, India, Indonesia, Israel, Malaysia, Mexico, Philippines, Singapore, South Africa, Taiwan or Thailand; (ii) payment of at least \$5 million in cash dividends paid on common shares during the preceding annual cycle; (iii) market capitalization must be greater than \$1 billion; (iv) average daily dollar trading volume of at least \$100,000 (developed markets) or \$200,000 (emerging markets) for the preceding three months; and (v) trading of at least 250,000 shares for each of the preceding six months. Constituents will be among the following types of companies: real estate operating companies, real estate developing companies, or diversified REITs. The Index also	The Fund employs a “passive management” – or indexing – investment approach designed to track the performance of the Index. The Fund generally uses a representative sampling strategy to achieve its investment objective, meaning it generally will invest in a sample of the securities in the Index whose risk, return and other characteristics resemble the risk, return and other characteristics of the Index as a whole. Under normal circumstances, at least 80% of the Fund’s total assets (exclusive of collateral held from securities lending) will be invested in component securities of the Index and investments that have economic characteristics that are substantially identical to the economic characteristics of such component securities. The Index is provided by CenterSquare Investment Management LLC (the “Index Provider”). The Index selects constituents from a parent universe of global equity securities, including American Depositary Receipts (“ADRs”), of listed real estate investment trusts (“REITs”) and companies identified as being significantly real estate related. Real estate-related companies are companies that derive at least 75% of their revenue from real estate rental revenue or from supplying goods or services to commercial or

	CURRENT	NEW
	<p>includes companies that may be classified as Passive Foreign Investment Companies. Securities are weighted in the Index based on dividends paid over the prior annual cycle. Companies that pay a greater total dollar amount of dividends are more heavily weighted. To derive a company's initial Index weight, (i) multiply the U.S. dollar value of the company's annual gross dividend per share by the number of common shares outstanding for that company (the "Cash Dividend Factor"); (ii) calculate the Cash Dividend Factor for each company; (iii) add together all of the companies' Cash Dividend Factors; and (iv) divide the company's Cash Dividend Factor by the sum of all Cash Dividend Factors. The maximum weight of any one country in the Index, at the time of the Index's annual screening date, is capped at 25%; however, country weights may fluctuate above the specified cap in response to market conditions and/or the application of volume factor adjustments. The Index methodology applies a volume factor adjustment to reduce a component security's weight in the Index and reallocate the reduction in weight pro rata among the other securities if, as of the annual Index screening date, a component security no longer meets certain trading volume thresholds.</p> <p>WisdomTree Investments, Inc. ("WisdomTree Investments"), as Index provider, currently uses Standard & Poor's Global Industry Classification Standards ("S&P GICS") to define real estate companies. Real estate companies include, among others, companies involved in diversified real estate activities, real estate development companies, real estate operating companies, retail REITs, diversified REITs, office REITs, and industrial REITs. To the extent the Index concentrates (<i>i.e.</i>, holds 25% or more of its total assets) in the securities of a particular industry or group of industries, the Fund will concentrate its investments to approximately the same extent as the Index.</p>	<p>residential property owners that relate to the development, management, maintenance, lease, rental, or sale of such real estate. To be eligible for inclusion in the Index, a security must: (i) have a market capitalization of at least \$500 million; (ii) have a 90-day average trading volume above \$4 million per day; and (iii) list shares on a national stock exchange in the United States, Australia, Canada, Europe (<i>i.e.</i>, Austria, Belgium, Denmark, Finland, France, Germany, Ireland, Italy, Luxembourg, the Netherlands, Norway, Portugal, Spain, Sweden, Switzerland, or the United Kingdom), Hong Kong, Israel, or Singapore, or on the Tokyo Stock Exchange.</p> <p>The eligible constituents are then further screened based on a proprietary technology score (described below) and a leverage screening. Each constituent is assigned a technology score based on various factors, including (1) the amount of revenue generated from research and development (R&D), telecommunications, or other activities related to the technology and life science industries, either directly from the company's operations or indirectly through its lease of real estate to tenants engaged in such activities, and (2) the extent to which the constituent and/or its tenants enable or are exposed to the sciences, e-commerce, and/or new economy logistics, including supply chain and warehouse management. The Index selects the highest scoring constituents for inclusion in the Index by performing analysis and assigning a value to pre-defined evaluation criteria for each constituent.</p> <p>Constituents are then further screened to eliminate highly levered companies with debt to total market capitalization above 70%.</p> <p>The output of the above screening process creates the Index's investable universe of securities. The investable universe is then analyzed, and constituents that are technology focused and have attractive growth and valuation characteristics are overweighted. The initial weights of the remaining constituents are determined by the free float market capitalizations of the securities. These weights are then adjusted using a formula that reweights the constituents based on a combination of the technology score described above and the constituent's growth and valuation rank (collectively referred to as the "New Economy Score"). The weight of any single security in the Index is limited to no more than 7.5% at the time of the Index rebalance.</p>

	CURRENT	NEW
		<p>The Index is reconstituted and rebalanced on a semi-annual basis.</p> <p>The Index concentrates in REITs and companies in the real estate sector, and as of [April 20, 2022], companies in the [communication services sector] comprised a significant portion of the Index.</p> <p>To the extent the Index concentrates (i.e., holds 25% or more of its total assets) in the securities of a particular industry or group of industries, the Fund will concentrate its investments to approximately the same extent as the Index.</p>
<p>Principal Risks</p>	<p>The principal risks currently applicable to the Fund are expected to remain applicable to the Fund after the Fund implements the new strategies, except the Fund will no longer be subject to “Emerging Markets Risk” or “Cash Redemption Risk.” The Fund is expected to be subject to the following additional principal risk during the transition and after the Fund’s implementation of the new investment strategies:</p> <p>Communication Services Sector Risk. The Fund currently invests a significant portion of its assets in the communication services sector, and therefore, the Fund’s performance could be negatively impacted by events affecting this sector. The communication services sector consists of companies that facilitate communication and offer content and information through various types of media. These companies include, for example, telecom companies, such as wireless and fixed-line telecommunications service providers, media companies, such as broadcasters, advertisers, publishers, cable and satellite companies, and companies in the movie industry, and other companies that provide internet software, on-line services, social media platforms, video games, and digital entertainment. This sector can be significantly affected by, among other things, government intervention and regulation, technological innovations that make existing products and services obsolete, and consumer demand.</p>	

PLEASE RETAIN THIS SUPPLEMENT FOR FUTURE REFERENCE

WIS-SP-DRW-0222

WISDOMTREE TRUST

International Equity ETFs

**Supplement dated January 18, 2022
to the currently effective
Statutory Prospectus (the “Prospectus”)
for the March 31 Fiscal Year End
International Equity ETFs (the “Funds”)**

The following information should be read in conjunction with the Prospectus for the Funds.

Effective immediately, all references to the International Dividend ex-Financials Fund (the “Fund”) in the Prospectus are deleted.

The Fund has a separate statutory prospectus, dated January 18, 2022.

PLEASE RETAIN THIS SUPPLEMENT FOR FUTURE REFERENCE

WIS-SP-0331-0122

WISDOMTREE TRUST

WisdomTree Global ex-U.S. Quality Dividend Growth Fund (Ticker Symbol: DNL) (the "Fund")

Supplement dated December 8, 2021 to the currently effective Summary Prospectus, Statutory Prospectus (collectively, the "Prospectuses") and Statement of Additional Information ("SAI") for the Fund

The following information supplements and should be read in conjunction with the Prospectuses and SAI for the above-listed Fund.

Effective as of January 3, 2022 ("Effective Date"), WisdomTree Asset Management, Inc. has contractually agreed to reduce the management fee for the Fund to 0.42% of the Fund's average annual daily net assets. The change will not impact the Fund's investment objective or strategy.

Current Management Fee	New Management Fee
0.58%	0.42%

The following information supplements and should be read in conjunction with the Prospectuses and SAI for the Fund as of the Effective Date:

- ***On page 116 of the Statutory Prospectus, the following information will supplement and supersede any contrary information contained in the section entitled "Fees and Expenses of the Fund":***

The following table describes the fees and expenses you may pay if you buy, hold and sell shares of the Fund. You may pay other fees, such as brokerage commissions and other fees to financial intermediaries, which are not reflected in the table and example below. The fees are expressed as a percentage of the Fund's average net assets.

Shareholder Fees (fees paid directly from your investment)	None
Annual Fund Operating Expenses (expenses that you pay each year as a percentage of the value of your investment)	
Management Fees	0.42%
Distribution and/or Service (12b-1) Fees	None
Other Expenses	0.00%
Total Annual Fund Operating Expenses	0.42%

Example

The following example is intended to help retail investors compare the cost of investing in the Fund shares with the cost of investing in other funds. It illustrates the hypothetical expenses that such investors would incur over various periods if they were to invest \$10,000 in the Fund for the time periods indicated and then redeem all of the shares at the end of those periods. This example assumes that the Fund provides a return of 5% a year and that operating expenses remain the same. This example does not include the brokerage commissions that retail investors may pay to buy and sell shares of the Fund. Although your actual costs may be higher or lower, based on these assumptions, your costs would be:

1 Year	3 Years	5 Years	10 Years
\$ 43	\$ 135	\$ 235	\$ 530

- ***On page 205 of the Statutory Prospectus under the section entitled "Management" and on page 52 of the SAI under the section entitled "Management of the Trust – Investment Adviser," the following replaces the row applicable to the Fund:***

Global ex-U.S. Quality Dividend Growth Fund	0.42%
---	-------

PLEASE RETAIN THIS SUPPLEMENT FOR FUTURE REFERENCE

WIS-SP-DNL-1221

WISDOMTREE TRUST

WisdomTree China ex-State-Owned Enterprises Fund (Ticker Symbol: CXSE)
WisdomTree Emerging Markets ex-State-Owned Enterprises Fund (Ticker Symbol: XSOE)
(each, a “Fund” and, together, the “Funds”)

**Supplement dated December 3, 2021
to the currently effective
Statutory Prospectus (the “Prospectus”) for the Funds**

The following information supplements and should be read in conjunction with the Funds’ Prospectus.

Effective immediately, the fourth paragraph under the “Principal Investment Strategies of the Fund” in the Prospectus for the WisdomTree China ex-State-Owned Enterprises Fund is hereby deleted in its entirety and replaced with the following:

The Index also consists of the 100 largest companies by float-adjusted market capitalization that are incorporated in mainland China, listed and traded on the Shanghai Stock Exchange (“SSE”) or Shenzhen Stock Exchange (“SZSE”) via the Shanghai-Hong Kong or Shenzhen-Hong Kong Stock Connect (“Stock Connect”) programs in Chinese renminbi (“A-Shares”) and meet the trading requirements set forth above. Stock Connect is a securities trading and clearing linked program between either SSE or SZSE, and the Stock Exchange of Hong Kong Limited (“SEHK”), Hong Kong Securities Clearing Company Limited (“HKSCC”), and China Securities Depository and Clearing Corporation Limited (“ChinaClear”), with an aim to achieve mutual stock market access between the People’s Republic of China (“PRC”) and Hong Kong. The maximum weight of China A-Shares in the Index, at the time of the Index’s annual screening date, is capped at 33%; however, the weight of China A-Shares in the Index may fluctuate above the cap in response to market conditions and/or the application of volume factor adjustments, as described below.

Effective immediately, under “Principal Risks of Investing in the Fund – Geographic Concentration in China” in the Prospectus for the WisdomTree China ex-State-Owned Enterprises Fund the following disclosure is hereby added before the penultimate sentence:

The Chinese government also may intervene or seek to control the operations, structure, or ownership of Chinese companies, including with respect to foreign investors of such companies. For example, the Fund may invest to a significant extent in variable interest entity (“VIE”) structures. VIE structures can vary, but generally consist of a U.S.-listed company with contractual arrangements, through one or more wholly-owned special purpose vehicles, with a Chinese company that ultimately provides the U.S.-listed company with contractual rights to exercise control over and obtain economic benefits from the Chinese company. The VIE structure enables foreign investors, such as the Fund, to obtain investment exposure similar to that of an equity owner in a Chinese company in situations in which the Chinese government has restricted or prohibited the ownership of such company by foreign investors. As a result, an investment in a VIE structure subjects the Fund to the risks associated with the underlying Chinese company. Intervention by the Chinese government into the operation or ownership of VIE structures could significantly and adversely affect the Chinese company’s performance and thus, the value of the Fund’s investment in the VIE, as well as the enforceability of the VIE contractual arrangements with the underlying Chinese company. In the event of such an occurrence, the Fund, as a foreign investor, may have little or no legal recourse. The Fund’s investment in a VIE structure is also subject to the risk that the underlying Chinese company (or its officers, directors, or Chinese equity owners) may breach its contractual arrangements with the other entities in the VIE structure, or Chinese law changes in a way that adversely affects the enforceability of these arrangements, or those contracts are otherwise not enforceable under Chinese law, in which case the Fund may suffer significant losses on its VIE investments with little or no recourse available. The regulatory requirements applicable to Chinese companies, including accounting standards and auditor oversight, generally are not comparable to those applicable to U.S. companies or

companies organized and operating in more developed countries. As a result, information about the Chinese companies in which the Fund invests may be less reliable or incomplete. The lack of available information may be a significant obstacle to pursuing investigations into or litigation against Chinese companies, and as a shareholder, the Fund may have limited legal remedies.

Effective immediately, the disclosure below is added following the current disclosure under “Principal Risks of Investing in the Fund – Geographic Investment Risk” in the Prospectus for the WisdomTree Emerging Markets ex-State-Owned Enterprises Fund.

With respect to the Fund’s investments in China, although the Chinese economy has grown rapidly during recent years and the Chinese government has implemented significant economic reforms to liberalize trade policy, promote foreign investment, and reduce government control of the economy, there can be no guarantee that economic growth or these reforms will continue. The Chinese economy may also experience slower growth if global or domestic demand for Chinese goods decreases significantly and/or key trading partners apply trade tariffs or implement other protectionist measures. The Chinese economy is also susceptible to rising rates of inflation, economic recession, market inefficiency, volatility, and pricing anomalies that may be connected to governmental influence, a lack of publicly available information and/or political and social instability.

The government of China maintains strict currency controls in order to achieve economic, trade and political objectives and regularly intervenes in the currency market. The Chinese government also plays a major role in the country’s economic policies regarding foreign investments. Foreign investors are subject to the risk of loss from expropriation or nationalization of their investment assets and property, governmental restrictions on foreign investments and the repatriation of capital invested. The Chinese government also may intervene or seek to control the operations, structure, or ownership of Chinese companies, including with respect to foreign investors of such companies. For example, the Fund may invest to a significant extent in variable interest entity (“VIE”) structures. VIE structures can vary, but generally consist of a U.S.-listed company with contractual arrangements, through one or more wholly-owned special purpose vehicles, with a Chinese company that ultimately provides the U.S.-listed company with contractual rights to exercise control over and obtain economic benefits from the Chinese company. The VIE structure enables foreign investors, such as the Fund, to obtain investment exposure similar to that of an equity owner in a Chinese company in situations in which the Chinese government has restricted or prohibited the ownership of such company by foreign investors. As a result, an investment in a VIE structure subjects the Fund to the risks associated with the underlying Chinese company. Intervention by the Chinese government into the operation or ownership of VIE structures could significantly and adversely affect the Chinese company’s performance and thus, the value of the Fund’s investment in the VIE, as well as the enforceability of the VIE contractual arrangements with the underlying Chinese company. In the event of such an occurrence, the Fund, as a foreign investor, may have little or no legal recourse. The Fund’s investment in a VIE structure is also subject to the risk that the underlying Chinese company (or its officers, directors, or Chinese equity owners) may breach its contractual arrangements with the other entities in the VIE structure, or Chinese law changes in a way that adversely affects the enforceability of these arrangements, or those contracts are otherwise not enforceable under Chinese law, in which case the Fund may suffer significant losses on its VIE investments with little or no recourse available. The regulatory requirements applicable to Chinese companies, including accounting standards and auditor oversight, generally are not comparable to those applicable to U.S. companies or companies organized and operating in more developed countries. As a result, information about the Chinese companies in which the Fund invests may be less reliable or incomplete. The lack of available information may be a significant obstacle to pursuing investigations into or litigation against Chinese companies, and as a shareholder, the Fund may have limited legal remedies. The Chinese securities markets are subject to more frequent trading halts and low trading volume, resulting in substantially less liquidity and greater price volatility. These and other factors could have a negative impact on the Fund’s performance and increase the volatility of an investment in the Fund.

Effective immediately, the disclosure under “Additional Principal Risk Information About the Funds – Geographic Investment Risk – Investments in China” in the Prospectus is hereby deleted in its entirety and replaced with the following:

Although the Chinese economy has grown rapidly during recent years and the Chinese government has implemented significant economic reforms to liberalize trade policy, promote foreign investment, and reduce government control of the economy, there can be no guarantee that economic growth or these reforms will continue. Economic liberalization in China may also result in disparities of wealth that lead to social disorder, including violence and labor unrest. The Chinese economy may also experience slower growth if global or domestic demand for Chinese goods decreases significantly and/or key trading partners apply trade tariffs or implement other protectionist measures. The Chinese economy is also susceptible to rising rates of inflation, economic recession, market inefficiency, volatility, and pricing anomalies that may be connected to governmental influence, a lack of publicly-available information and/or political and social instability. Strained relationships with neighboring countries, including any military conflicts in response to such confrontations, may negatively impact China’s economic development and destabilize the region. The government of China maintains strict currency controls in order to achieve economic, trade and political objectives and regularly intervenes in the currency market. The Chinese government places strict regulation on the Renminbi and Hong Kong dollar and manages the Renminbi and Hong Kong dollar so that they have historically traded in a tight range relative to the U.S. dollar. The Chinese government has been under pressure to manage the currency in a less restrictive fashion so that it is less correlated to the U.S. dollar. It is expected that such action would increase the value of the Renminbi and the Hong Kong dollar relative to the U.S. dollar. Of course, there can be no guarantee that this will occur, or that the Renminbi or the Hong Kong dollar will move in relation to the U.S. dollar as expected. The Chinese government also plays a major role in the country’s economic policies regarding foreign investments. Foreign investors are subject to the risk of loss from expropriation or nationalization of their investment assets and property, governmental restrictions on foreign investments and the repatriation of capital invested. The Chinese government exercises control over and exhibits regulatory interest in certain sectors and industries (*e.g.*, financial services, telecommunications, technology and education). Significant regulation of investment with respect to such sectors and industries is still pervasive, including restrictions on investment in companies deemed to be sensitive to particular national interests, trading of securities of Chinese issuers, foreign ownership of Chinese corporations and/or the repatriation of assets by foreign investors. Governmental restrictions on foreign ownership of securities may have adverse effects on the liquidity and performance of certain of the Fund’s portfolio holdings and could lead to greater tracking error. Similarly, government intervention in the operations and structure of companies permitting direct or indirect investment by foreign investors, such as the Fund, may negatively affect the value of the Fund’s investments. The Fund expects to invest, at times to a significant extent, in variable interest entity (“VIE”) structures. VIE structures can vary, but generally consist of a U.S.-listed company with contractual arrangements, through one or more wholly-owned special purpose vehicles, with a Chinese company that ultimately provides the U.S.-listed company with contractual rights to exercise control over and obtain economic benefits from the Chinese company. Although the U.S.-listed company in a VIE structure has no equity ownership in the underlying Chinese company, the VIE contractual arrangements permit the VIE to consolidate its financial statements with those of the underlying Chinese company. Intervention by the Chinese government with respect to a VIE could significantly and adversely affect the Chinese company’s performance and thus, the value of the Fund’s investment in the VIE, as well as the enforceability of the VIE’s contractual arrangements with the Chinese company. In the event of such an occurrence, the Fund, as a foreign investor, may have little or no legal recourse.

Chinese securities markets and the activities of investors, brokers and other participants are subject to less regulation and monitoring than in the U.S. Accordingly, issuers of securities in China, including Chinese companies that are listed on U.S. exchanges, are not subject to the same degree of regulation as are U.S. issuers with respect to such matters as insider trading rules, tender

offer regulation, accounting standards or auditor oversight, stockholder proxy requirements and the requirements mandating timely and accurate disclosure of information. The Chinese government has taken positions that prevent the U.S. Public Company Accounting Oversight Board (“PCAOB”) from inspecting the audit work and practices of accounting firms in mainland China and Hong Kong for compliance with U.S. law and professional standards. Audits performed by PCAOB-registered accounting firms in mainland China and Hong Kong may be less reliable than those performed by firms subject to PCAOB inspection. Accordingly, information about the Chinese securities in which the Fund invests may be less reliable or incomplete. Under amendments to the Sarbanes-Oxley Act of 2002 enacted in December 2020, which requires that the PCAOB be permitted to inspect the accounting firm of a U.S.-listed Chinese issuer, Chinese companies with securities listed on U.S. exchanges may be delisted if the PCAOB is unable to inspect the accounting firm. These conditions may create significant obstacles to obtaining information necessary for investigations into or litigation against Chinese companies, and shareholders, such as the Fund, may have limited legal remedies.

China’s authoritarian government has also used force in the past to suppress civil dissent, and China’s foreign and domestic policies remain in conflict with those of Hong Kong as well as nationalist and religious groups in Xinjiang and Tibet. These and other factors could have a negative impact on the Chinese economy as a whole.

Effective immediately, the disclosure below is added under “Additional Principal Risk Information About the Funds – Geographic Investment Risk” in the Prospectus.

Investments in South Korea

The economy of South Korea is heavily dependent on exports and the demand for certain finished goods. South Korea’s main industries include electronics, automobile production, chemicals, shipbuilding, steel, textiles, clothing, footwear, and food processing. Conditions that weaken demand for such products worldwide or in other Asian countries could have a negative impact on the Korean economy as a whole. The Korean economy’s reliance on international trade makes it highly sensitive to fluctuations in international commodity prices, currency exchange rates and government regulation, and vulnerable to downturns of the world economy, particularly with respect to its four largest export markets (the EU, Japan, United States, and China). South Korea experienced modest economic growth during the years that led up to 2020, and South Korea has experienced an acceleration in economic growth in 2021, but such continued growth may slow due, in part, to the slower economic growth in China and the increased competitive advantage of Japanese exports with the weakened yen. Relations with North Korea could also have a significant impact on the economy of South Korea. Relations between South Korea and North Korea remain tense, as exemplified by periodic acts or threats of hostility, and the possibility of serious military engagement still exists. These and other factors could have a negative impact on a Fund’s performance.

PLEASE RETAIN THIS SUPPLEMENT FOR FUTURE REFERENCE

WISDOMTREE TRUST

WisdomTree Emerging Markets SmallCap Dividend Fund
(Ticker Symbol: DGS)
(the “Fund”)

**Supplement dated September 1, 2021
to the currently effective
Statutory Prospectus (the “Prospectus”) and Statement of Additional Information (“SAI”) for the Fund**

Effective immediately, WisdomTree Asset Management, Inc. has contractually agreed to permanently reduce the management fee for the Fund to 0.58% of the Fund’s average annual daily net assets. Accordingly, the following information supplements and should be read in conjunction with the Prospectus and SAI for the Fund:

- *On page 135 of the Prospectus, the following information will supplement and supersede any contrary information contained in the section entitled “Fees and Expenses of the Fund”:*

The following table describes the fees and expenses you may pay if you buy, hold and sell shares of the Fund. You may pay other fees, such as brokerage commissions and other fees to financial intermediaries, which are not reflected in the table and example below. The fees are expressed as a percentage of the Fund’s average net assets.

Shareholder Fees (fees paid directly from your investment)	None
Annual Fund Operating Expenses (expenses that you pay each year as a percentage of the value of your investment)	
Management Fees	0.58% ¹
Distribution and/or Service (12b-1) Fees	None
Other Expenses	0.00%
Total Annual Fund Operating Expenses	0.58% ¹

¹ The Fund’s Annual Fund Operating Expenses have been restated to reflect a decrease in the contractual management fee, as approved by the Fund’s Board of Trustees. The Total Annual Fund Operating Expenses in this fee table may not correlate to the expense ratios in the Fund’s financial highlights and financial statements because the financial highlights and financial statements reflect the operating expenses of the Fund, including a higher contractual management fee.

Example

The following example is intended to help retail investors compare the cost of investing in the Fund shares with the cost of investing in other funds. It illustrates the hypothetical expenses that such investors would incur over various periods if they were to invest \$10,000 in the Fund for the time periods indicated and then redeem all of the shares at the end of those periods. This example assumes that the Fund provides a return of 5% a year and that operating expenses remain the same. This example does not include the brokerage commissions that retail investors may pay to buy and sell shares of the Fund. Although your actual costs may be higher or lower, based on these assumptions, your costs would be:

1 Year	3 Years	5 Years	10 Years
\$ 59	\$ 186	\$ 324	\$ 726

- *On page 205 of the Prospectus under the section entitled “Management – Investment Adviser” and on page 52 of the SAI under the section entitled “Management of the Trust – Investment Adviser,” the following replaces the row applicable to the Fund:*

WisdomTree Emerging Markets SmallCap Dividend Fund	0.58% ¹
--	--------------------

¹ Reflects a permanent reduction in the contractual Management Fee effective September 1, 2021.

PLEASE RETAIN THIS SUPPLEMENT FOR FUTURE REFERENCE

WIS-SP-DGS-0921

THE U.S. SECURITIES AND EXCHANGE COMMISSION (“SEC”) HAS NOT APPROVED OR DISAPPROVED THESE SECURITIES OR PASSED UPON THE ADEQUACY OF THIS PROSPECTUS. ANY REPRESENTATION TO THE CONTRARY IS A CRIMINAL OFFENSE.



WisdomTree Trust

WisdomTree International Equity ETFs*

Developed World ex-U.S.

International Equity Fund (DWM)
 International High Dividend Fund (DTH)
 International LargeCap Dividend Fund (DOL)
 International MidCap Dividend Fund (DIM)
 International SmallCap Dividend Fund (DLS)
 International Dividend ex-Financials Fund (DOO)
 International Quality Dividend Growth Fund (IQDG)
 International Multifactor Fund (DWMF)
 Europe Quality Dividend Growth Fund (EUDG)
 Europe SmallCap Dividend Fund (DFE)
 Japan SmallCap Dividend Fund (DFJ)

Currency Hedged Equity

Japan Hedged Equity Fund (DXJ)
 Japan Hedged SmallCap Equity Fund (DXJS)
 Europe Hedged Equity Fund (HEDJ)
 Europe Hedged SmallCap Equity Fund (EUSC)
 Germany Hedged Equity Fund (DXGE)

International Hedged Quality Dividend Growth Fund (IHDG)

Global/Global ex-U.S.

Global High Dividend Fund (DEW)
 Global ex-U.S. Quality Dividend Growth Fund (DNL)
 Global ex-U.S. Real Estate Fund (DRW)

Emerging/Frontier Markets

Emerging Markets High Dividend Fund (DEM)
 Emerging Markets SmallCap Dividend Fund (DGS)
 Emerging Markets Quality Dividend Growth Fund (DGRE)
 Emerging Markets Multifactor Fund (EMMF)
 Emerging Markets ex-State-Owned Enterprises Fund (XSOE)
 India Earnings Fund (EPI)
 India ex-State-Owned Enterprises Fund (IXSE)
 China ex-State-Owned Enterprises Fund (CXSE)

Megatrend

Growth Leaders Fund (PLAT)

* Principal U.S. Listing Exchange: NYSE Arca, Inc. (except DXJS, DXGE, CXSE and DGRE are listed on NASDAQ and IQDG is listed on Cboe BZX Exchange, Inc.)

WisdomTree Trust

Table of Contents

WisdomTree International Equity ETFs

Fund Summaries

WisdomTree International Equity Fund	2
WisdomTree International High Dividend Fund	8
WisdomTree International LargeCap Dividend Fund	14
WisdomTree International MidCap Dividend Fund	20
WisdomTree International SmallCap Dividend Fund	26
WisdomTree International Dividend ex-Financials Fund	32
WisdomTree International Quality Dividend Growth Fund	38
WisdomTree International Multifactor Fund	44
WisdomTree Europe Quality Dividend Growth Fund	50
WisdomTree Europe SmallCap Dividend Fund	56
WisdomTree Japan SmallCap Dividend Fund	62
WisdomTree Japan Hedged Equity Fund	68
WisdomTree Japan Hedged SmallCap Equity Fund	75
WisdomTree Europe Hedged Equity Fund	82
WisdomTree Europe Hedged SmallCap Equity Fund	89
WisdomTree Germany Hedged Equity Fund	96
WisdomTree International Hedged Quality Dividend Growth Fund	103
WisdomTree Global High Dividend Fund	110
WisdomTree Global ex-U.S. Quality Dividend Growth Fund	116
WisdomTree Global ex-U.S. Real Estate Fund	123
WisdomTree Emerging Markets High Dividend Fund	129
WisdomTree Emerging Markets SmallCap Dividend Fund	135
WisdomTree Emerging Markets Quality Dividend Growth Fund	141
WisdomTree Emerging Markets Multifactor Fund	147
WisdomTree Emerging Markets ex-State-Owned Enterprises Fund	153
WisdomTree India Earnings Fund	160
WisdomTree India ex-State-Owned Enterprises Fund	167
WisdomTree China ex-State-Owned Enterprises Fund	173

WisdomTree Growth Leaders Fund	181
Additional Information About the Funds	187
Additional Information About the Funds' Investment Objectives	187
Additional Information About the Funds' Investment Strategies	187
Non-Principal Information About the Funds' Investment Strategies	189
Additional Principal Risk Information About the Funds	189
Additional Non-Principal Risk Information	203
Portfolio Holdings Information	204
Management	205
Investment Adviser	205
Sub-Adviser	206
Portfolio Managers	206
Additional Information on Buying and Selling Fund Shares	208
Share Trading Prices	208
Determination of Net Asset Value	208
Dividends and Distributions	208
Book Entry	208
Delivery of Shareholder Documents - Householding	209
Frequent Purchases and Redemptions of Fund Shares	209
Investments by Investment Companies	209
Additional Tax Information	210
Taxes on Distributions	210
Taxes When You Sell Fund Shares	211
Taxes on Creation and Redemption of Creation Units	211
Foreign Investments by the Fund	212
Additional Tax Information - Taxation in India	212
Distribution	213
Premium/Discount and NAV Information	213
Additional Notices	213
Financial Highlights	214

WisdomTree International Equity Fund

Investment Objective

The WisdomTree International Equity Fund (the “Fund”) seeks to track the price and yield performance, before fees and expenses, of the WisdomTree International Equity Index (the “Index”).

Fees and Expenses of the Fund

The following table describes the fees and expenses you may pay if you buy, hold and sell shares of the Fund. You may pay other fees, such as brokerage commissions and other fees to financial intermediaries, which are not reflected in the table and example below. The fees are expressed as a percentage of the Fund’s average net assets.

Shareholder Fees (fees paid directly from your investment)	None
Annual Fund Operating Expenses (expenses that you pay each year as a percentage of the value of your investment)	
Management Fees	0.48%
Distribution and/or Service (12b-1) Fees	None
Other Expenses	0.00%
Total Annual Fund Operating Expenses	0.48%

Example

The following example is intended to help retail investors compare the cost of investing in the Fund shares with the cost of investing in other funds. It illustrates the hypothetical expenses that such investors would incur over various periods if they were to invest \$10,000 in the Fund for the time periods indicated and then redeem all of the shares at the end of those periods. This example assumes that the Fund provides a return of 5% a year and that operating expenses remain the same. This example does not include the brokerage commissions that retail investors may pay to buy and sell shares of the Fund. Although your actual costs may be higher or lower, based on these assumptions, your costs would be:

	1 Year	3 Years	5 Years	10 Years
	\$ 49	\$ 154	\$ 269	\$ 604

Portfolio Turnover

The Fund pays transaction costs, such as commissions, when it buys and sells securities (or “turns over” its portfolio). A higher portfolio turnover rate may indicate higher transaction costs and may result in higher taxes when Fund shares are held in a taxable account. These costs, which are not reflected in annual fund operating expenses or in the example, affect the Fund’s performance. During the most recent fiscal year, the Fund’s portfolio turnover rate was 47% of the average value of its portfolio, excluding the value of portfolio securities received or delivered as a result of in-kind creations or redemptions of the Fund’s capital shares.

Principal Investment Strategies of the Fund

The Fund employs a “passive management” – or indexing – investment approach designed to track the performance of the Index. The Fund generally uses a representative sampling strategy to achieve its investment objective, meaning it generally will invest in a sample of the securities in the Index whose risk, return and other characteristics resemble the risk, return and other characteristics of the Index as a whole. Under normal circumstances, at least 95% of the Fund’s total assets (exclusive of collateral held from securities lending) will be invested in component securities of the Index and investments that have economic characteristics that are substantially identical to the economic characteristics of such component securities.

The Index is a fundamentally weighted index that is comprised of companies in the industrialized world, excluding Canada and the United States, that pay regular cash dividends. To be eligible for inclusion in the Index, a company must meet the following criteria as of the annual Index screening date: (i) incorporation in one of 15 developed European countries (Austria, Belgium, Denmark, Finland, France, Germany, Ireland, Italy, Netherlands, Norway, Portugal, Spain, Sweden, Switzerland, or the United Kingdom), Israel, Japan, Australia, Hong Kong or Singapore; (ii) payment of at least \$5 million in cash dividends on shares of common stock during the preceding annual cycle; (iii) market capitalization of at least \$100 million; (iv) average daily dollar trading volume of at least \$100,000 for the preceding three months; and (v) trading of at least 250,000 shares per month for each of the preceding six months.

Securities are weighted in the Index based on dividends paid over the prior annual cycle. Companies that pay a greater total dollar amount of dividends are more heavily weighted. To derive a company's initial Index weight, (i) *multiply* the U.S. dollar value of the company's annual gross dividend per share by the number of common shares outstanding for that company (the "Cash Dividend Factor"); (ii) calculate the Cash Dividend Factor for each company; (iii) add together all of the companies' Cash Dividend Factors; and (iv) *divide* the company's Cash Dividend Factor by the sum of all Cash Dividend Factors. The maximum weight of any one sector and any one country in the Index, at the time of the Index's annual screening date, is capped at 25% (with the exception of the real estate sector, which is capped at 15%); however, sector and/or country weights may fluctuate above the specified cap in response to market conditions and/or the application of volume factor adjustments. The Index methodology applies a volume factor adjustment to reduce a component security's weight in the Index and reallocate the reduction in weight pro rata among the other securities if, as of the annual Index screening date, a component security no longer meets certain trading volume thresholds.

WisdomTree Investments, Inc. ("WisdomTree Investments"), as Index provider, currently uses Standard & Poor's Global Industry Classification Standards ("S&P GICS") to define companies within a sector. The following sectors are included in the Index: consumer discretionary, consumer staples, energy, financials, health care, industrials, information technology, materials, real estate, communication services, and utilities. A sector is comprised of multiple industries. For example, the energy sector is comprised of companies in, among others, the natural gas, oil and petroleum industries. As of June 30, 2021, companies in the financials sector comprised a significant portion of the Index.

To the extent the Index concentrates (*i.e.*, holds 25% or more of its total assets) in the securities of a particular industry or group of industries, the Fund will concentrate its investments to approximately the same extent as the Index.

Principal Risks of Investing in the Fund

You can lose money on your investment in the Fund. The Fund is subject to the risks described below. The risks are generally presented in alphabetical order to facilitate finding particular risks when comparing them with other funds. Each risk summarized below is considered a "principal risk" of investing in the Fund, regardless of the order in which it appears. Some or all of these risks may adversely affect the Fund's net asset value per share ("NAV"), trading price, yield, total return and/or ability to meet its objective. For more information about the risks of investing in the Fund, see the sections in the Fund's Prospectus titled "Additional Principal Risk Information About the Funds" and "Additional Non-Principal Risk Information."

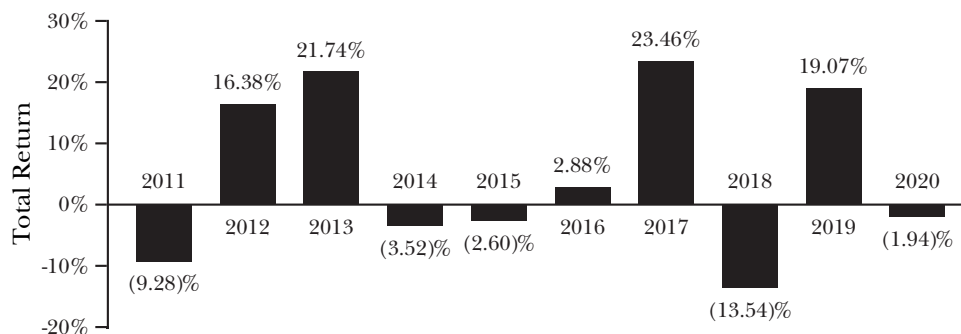
- **Foreign Securities Risk.** Investments in non-U.S. securities involve political, regulatory, and economic risks that may not be present in U.S. securities. For example, investments in non-U.S. securities may be subject to risk of loss due to foreign currency fluctuations, political or economic instability, or geographic events that adversely impact issuers of foreign securities. Investments in non-U.S. securities also may be subject to withholding or other taxes and may be subject to additional trading, settlement, custodial, and operational risks. These and other factors can make investments in the Fund more volatile and potentially less liquid than other types of investments and may be heightened in connection with investments in developing or emerging markets countries.
- **Investment Risk.** As with all investments, an investment in the Fund is subject to loss. Investors in the Fund could lose money, including the possible loss of the entire principal amount of an investment, over short or long periods of time.
- **Market Risk.** The trading prices of equity securities and other instruments fluctuate in response to a variety of factors, such as economic, financial or political events that impact the entire market, market segments, or specific issuers. The Fund's NAV and market price may fluctuate significantly in response to these and other factors. As a result, an investor could lose money over short or long periods of time. In addition, the respiratory disease caused by a novel coronavirus (COVID-19) has spread globally for over a year, resulting in a global pandemic and major disruption to economies and markets around the world, including the United States. During this time, financial markets have experienced extreme volatility and severe losses, and trading in many instruments has been disrupted or suspended. Liquidity for many instruments has been greatly reduced for periods of time. Although many global economies have begun to re-open as infection and hospitalization rates decline, some economies, including those of countries with limited access to COVID-19 vaccines, have struggled to control the spread of the virus and re-open their economies. As a result, it remains unclear how COVID-19 will impact global markets in the future.

- **Shares of the Fund May Trade at Prices Other Than NAV.** As with all exchange traded funds (“ETFs”), Fund shares may be bought and sold in the secondary market at market prices. The trading prices of the Fund’s shares in the secondary market generally differ from the Fund’s daily NAV and there may be times when the market price of the shares is more than the NAV (premium) or less than the NAV (discount). This risk is heightened in times of market volatility or periods of steep market declines. Because securities held by the Fund trade on, or have exposure to, foreign exchanges that are closed when the Fund’s primary listing exchange is open, the Fund is likely to experience premiums and discounts greater than those of domestic ETFs. Additionally, in stressed market conditions, the market for the Fund’s shares may become less liquid in response to deteriorating liquidity in the markets for the Fund’s underlying portfolio holdings.
- **Currency Exchange Rate Risk.** Changes in currency exchange rates and the relative value of non-U.S. currencies will affect the value of the Fund’s investment and the value of your Fund shares. Currency exchange rates can be very volatile and can change quickly and unpredictably. As a result, the value of an investment in the Fund may also change quickly, unpredictably, and without warning, and you may lose money.
- **Cybersecurity Risk.** The Fund and its service providers may be susceptible to operational and information security risks resulting from a breach in cybersecurity, including cyber-attacks. A breach in cybersecurity, intentional or unintentional, may adversely impact the Fund in many ways, including, but not limited to, disruption of the Fund’s operational capacity, loss of proprietary information, theft or corruption of data, denial-of-service attacks on websites or network resources, and the unauthorized release of confidential information. Cyber-attacks affecting the Fund’s third-party service providers, market makers, institutional investors authorized to purchase and redeem shares directly from the Funds (*i.e.*, Authorized Participants), or the issuers of securities in which the Fund invests may subject the Fund to many of the same risks associated with direct cybersecurity breaches.
- **Financials Sector Risk.** The Fund currently invests a significant portion of its assets in the financials sector, and therefore, the Fund’s performance could be negatively impacted by events affecting this sector. The financials sector includes, for example, banks and financial institutions providing mortgage and mortgage related services. This sector can be significantly affected by, among other things, changes in interest rates, government regulation, the rate of defaults on corporate, consumer and government debt, the availability and cost of capital, and fallout from the housing and sub-prime mortgage crisis.
- **Geographic Investment Risk.** To the extent the Fund invests a significant portion of its assets in securities of companies of a single country or region, it is more likely to be impacted by events or conditions affecting that country or region. Currently, the Fund invests a significant portion of its assets in companies organized in Japan and Europe, although this may change from time to time.
- **Geopolitical Risk.** Some countries and regions in which the Fund invests have experienced security concerns, war, threats of war, aggression and/or conflict, terrorism, economic uncertainty, sanctions or the threat of sanctions, natural and environmental disasters, the spread of infectious illness, widespread disease or other public health issues and/or systemic market dislocations (including due to events outside of such countries or regions) that have led, and in the future may lead, to increased short-term market volatility and may have adverse long-term effects on the U.S. and world economies and markets generally, each of which may negatively impact the Fund’s investments.
- **Index and Data Risk.** The Fund is not “actively” managed and seeks to track the price and yield performance, before fees and expenses, of the Index. The Index Provider has the right to make adjustments to the Index or to cease making the Index available without regard to the particular interests of the Fund or its shareholders. If the computers or other facilities of the Index Provider, Index calculation agent, data providers and/or relevant stock exchange malfunction for any reason, calculation and dissemination of Index values may be delayed and trading in Fund shares may be suspended for a period of time. Errors in Index data, Index calculations and/or the construction of the Index may occur from time to time and may not be identified and/or corrected by the Index Provider, Index calculation agent or other applicable party for a period of time or at all, which may have an adverse impact on the Fund and its shareholders. The potential risk of continuing error may be particularly heightened in the case of the Index, which is generally not used as a benchmark by other funds or managers.
- **Investment Style Risk.** The Fund invests in the securities included in, or representative of, the Index regardless of their investment merit. The Fund does not attempt to outperform the Index or take defensive positions in declining markets. As a result, the Fund’s performance may be adversely affected by a general decline in the market segments relating to the Index.

- **Issuer-Specific Risk.** Issuer-specific events, including changes in the actual or perceived financial condition of an issuer, can have a negative impact on the value of the Fund.
- **Large-Capitalization Investing Risk.** The Fund may invest in the securities of large-capitalization companies. As a result, the Fund's performance may be adversely affected if securities of these companies underperform securities of smaller capitalization companies or the market as a whole. Large-capitalization companies may adapt more slowly to new competitive challenges and be subject to slower growth during times of economic expansion.
- **Mid-Capitalization Investing Risk.** The Fund may invest in the securities of mid-capitalization companies. As a result, the Fund's performance may be adversely affected if securities of these companies underperform securities of other capitalization ranges or the market as a whole. Securities of mid-capitalization companies are often less stable and more vulnerable to market volatility and adverse economic developments than securities of larger companies, but mid-capitalization companies may also underperform the securities of small-capitalization companies because medium capitalization companies are more mature and are subject to slower growth during economic expansion.
- **Non-Correlation Risk.** As with all index funds, the performance of the Fund and its Index may differ from each other for a variety of reasons. When markets are volatile, the ability to sell securities at fair value prices may be adversely impacted and may result in additional trading costs and/or increase the Index tracking risk.
- **Non-Diversification Risk.** The Fund is considered to be non-diversified, which means that it may invest more of its assets in the securities of a single issuer or a smaller number of issuers than if it were a diversified fund. To the extent the Fund invests a significant percentage of its assets in a limited number of issuers, the Fund is subject to the risks of investing in those few issuers, and may be more susceptible to a single adverse economic or regulatory occurrence. As a result, changes in the market value of a single security could cause greater fluctuations in the value of Fund shares than would occur in a diversified fund.

Fund Performance

Historical Fund performance, which varies over time, can provide an indication of the risks of investing in the Fund. The bar chart that follows shows the annual total returns of the Fund for each full calendar year since the Fund commenced operations, or the past 10 calendar years, as applicable. The table that follows the bar chart shows the Fund's average annual total returns, both before and after taxes. This table also shows how the Fund's performance compares to the Index and that of a relevant broad-based securities index. Index returns do not reflect deductions for fees, expenses or taxes. All returns assume reinvestment of dividends and distributions. The Fund's past performance (before and after taxes) is not necessarily an indication of how the Fund will perform in the future. Updated performance information for the Fund is available online on the Fund's website at www.wisdomtree.com.



The Fund's year-to-date total return as of June 30, 2021 was 8.64%.

Best and Worst Quarter Returns (for the periods reflected in the bar chart above)

	Return	Quarter/Year
Highest Return	12.89%	4Q/2020
Lowest Return	(25.52)%	1Q/2020

After-tax returns are calculated using the highest historical individual federal marginal income tax rates and do not reflect the impact of state and local taxes. Actual after-tax returns depend on your tax situation and may differ from

those shown and are not relevant if you hold your shares through tax-deferred arrangements, such as 401(k) plans or individual retirement accounts. In some cases, the return after taxes may exceed the return before taxes due to an assumed tax benefit from any losses on a sale of Fund shares at the end of the measurement period.

Average Annual Total Returns for the periods ending December 31, 2020

WisdomTree International Equity Fund	1 Year	5 Years	10 Years
Return Before Taxes Based on NAV	(1.94)%	5.10%	4.47%
Return After Taxes on Distributions	(2.55)%	4.31%	3.57%
Return After Taxes on Distributions and Sale of Fund Shares	(0.65)%	3.94%	3.40%
WisdomTree International Equity Index (Reflects no deduction for fees, expenses or taxes)	(1.99)%	5.38%	4.66%
MSCI EAFE Index (Reflects no deduction for fees, expenses or taxes)	7.82%	7.45%	5.51%

Management

Investment Adviser and Sub-Adviser

WisdomTree Asset Management, Inc. (“WisdomTree Asset Management” or the “Adviser”) serves as investment adviser to the Fund. Mellon Investments Corporation (the “Sub-Adviser”) serves as sub-adviser to the Fund.

Portfolio Managers

The Fund is managed by the Sub-Adviser’s Equity Index Strategies Portfolio Management team. The individual members of the team jointly and primarily responsible for the day-to-day management of the Fund’s portfolio are described below.

Marlene Walker-Smith, a Director, Head of Equity Index Portfolio Management, has been a portfolio manager of the Fund since October 2020.

David France, CFA, a Vice President, Senior Portfolio Manager and Team Manager, has been a portfolio manager of the Fund since June 2021.

Todd Frysinger, CFA, a Vice President, Senior Portfolio Manager and Team Manager, has been a portfolio manager of the Fund since June 2021.

Vlasta Sheremeta, CFA, a Vice President, Senior Portfolio Manager and Team Manager, has been a portfolio manager of the Fund since June 2021.

Michael Stoll, a Vice President, Senior Portfolio Manager and Team Manager, has been a portfolio manager of the Fund since June 2021.

Buying and Selling Fund Shares

The Fund is an ETF. This means that individual shares of the Fund are listed on a national securities exchange, such as NYSE Arca, and may only be purchased and sold in the secondary market through a broker-dealer at market prices. Because Fund shares trade at market prices rather than NAV, shares may trade at a price greater than NAV (premium) or less than NAV (discount). In addition, an investor may incur costs attributable to the difference between the highest price a buyer is willing to pay to purchase shares (bid) and the lowest price a seller is willing to accept for shares (ask) when buying and selling shares in the secondary market (the “bid/ask spread”). Recent information regarding the Fund, including its NAV, market price, premiums and discounts, and bid/ask spreads, is available on the Fund’s website at www.wisdomtree.com.

The Fund issues and redeems shares at NAV only in large blocks of shares (“Creation Units”), which only certain institutions or large investors (typically market makers or other broker-dealers) may purchase or redeem. The Fund issues and redeems Creation Units in exchange for a portfolio of securities and/or U.S. cash.

Tax Information

The Fund intends to make distributions that may be taxed as ordinary income, qualified dividend income, or capital gains.

Payments to Broker-Dealers and Other Financial Intermediaries

If you purchase shares of the Fund through a broker-dealer or other financial intermediary (such as a bank) (an “Intermediary”), WisdomTree Asset Management or its affiliates may pay Intermediaries for certain activities related to the Fund, including participation in activities that are designed to make Intermediaries more knowledgeable about exchange traded products, including the Fund, or for other activities, such as marketing, educational training or other initiatives related to the sale or promotion of Fund shares. These payments may create a conflict of interest by influencing the Intermediary and your salesperson to recommend the Fund over another investment. Any such arrangements do not result in increased Fund expenses. Ask your salesperson or visit the Intermediary’s website for more information.

WisdomTree International High Dividend Fund

Investment Objective

The WisdomTree International High Dividend Fund (the “Fund”) seeks to track the price and yield performance, before fees and expenses, of the WisdomTree International High Dividend Index (the “Index”).

Fees and Expenses of the Fund

The following table describes the fees and expenses you may pay if you buy, hold and sell shares of the Fund. You may pay other fees, such as brokerage commissions and other fees to financial intermediaries, which are not reflected in the table and example below. The fees are expressed as a percentage of the Fund’s average net assets.

Shareholder Fees (fees paid directly from your investment)	None
Annual Fund Operating Expenses (expenses that you pay each year as a percentage of the value of your investment)	
Management Fees	0.58%
Distribution and/or Service (12b-1) Fees	None
Other Expenses	0.00%
Total Annual Fund Operating Expenses	0.58%

Example

The following example is intended to help retail investors compare the cost of investing in the Fund shares with the cost of investing in other funds. It illustrates the hypothetical expenses that such investors would incur over various periods if they were to invest \$10,000 in the Fund for the time periods indicated and then redeem all of the shares at the end of those periods. This example assumes that the Fund provides a return of 5% a year and that operating expenses remain the same. This example does not include the brokerage commissions that retail investors may pay to buy and sell shares of the Fund. Although your actual costs may be higher or lower, based on these assumptions, your costs would be:

	1 Year	3 Years	5 Years	10 Years
	\$ 59	\$ 186	\$ 324	\$ 726

Portfolio Turnover

The Fund pays transaction costs, such as commissions, when it buys and sells securities (or “turns over” its portfolio). A higher portfolio turnover rate may indicate higher transaction costs and may result in higher taxes when Fund shares are held in a taxable account. These costs, which are not reflected in annual fund operating expenses or in the example, affect the Fund’s performance. During the most recent fiscal year, the Fund’s portfolio turnover rate was 57% of the average value of its portfolio, excluding the value of portfolio securities received or delivered as a result of in-kind creations or redemptions of the Fund’s capital shares.

Principal Investment Strategies of the Fund

The Fund employs a “passive management” – or indexing – investment approach designed to track the performance of the Index. The Fund generally uses a representative sampling strategy to achieve its investment objective, meaning it generally will invest in a sample of the securities in the Index whose risk, return and other characteristics resemble the risk, return and other characteristics of the Index as a whole. Under normal circumstances, at least 95% of the Fund’s total assets (exclusive of collateral held from securities lending) will be invested in component securities of the Index and investments that have economic characteristics that are substantially identical to the economic characteristics of such component securities.

The Index is a fundamentally weighted index that is comprised of companies with high dividend yields selected from the WisdomTree International Equity Index, which defines the dividend-paying universe of companies in the industrialized world, excluding Canada and the United States. To be eligible for inclusion in the Index, a company must meet the following criteria as of the annual Index screening date: (i) incorporation in one of 15 developed European countries (Austria, Belgium, Denmark, Finland, France, Germany, Ireland, Italy, Netherlands, Norway, Portugal, Spain, Sweden, Switzerland, or the United Kingdom), Israel, Japan, Australia, Hong Kong or Singapore; (ii) payment of at least \$5 million in cash dividends on shares of common stock during the preceding annual cycle; (iii) market capitalization of at least \$200 million; (iv) average daily dollar trading volume of at least \$200,000 for the preceding three months; and (v) trading of at least 250,000 shares per month for each of the preceding six

months. Securities eligible for inclusion in the Index are ranked by dividend yield as adjusted by a composite risk score based on fundamental valuation, quality and momentum characteristics. Securities ranking in the highest 30% by dividend yield and top 80% by composite risk score are selected for inclusion in the Index. If a company currently in the Index is no longer ranked in the top 30% by dividend yield at the time of the annual Index screening date but remains ranked in the top 35% by dividend yield, the company will remain in the Index.

Securities are weighted in the Index based on dividends paid over the prior annual cycle. Companies that pay a greater total dollar amount of dividends are more heavily weighted. To derive a company's initial Index weight, (i) multiply the U.S. dollar value of the company's annual gross dividend per share by the number of common shares outstanding for that company (the "Cash Dividend Factor"); (ii) calculate the Cash Dividend Factor for each company; (iii) add together all of the companies' Cash Dividend Factors; and (iv) divide the company's Cash Dividend Factor by the sum of all Cash Dividend Factors. At the time of the Index's annual screening date, the maximum weight of any security in the Index is capped at 5%. The maximum weight of any one sector and any one country in the Index, at the time of the Index's annual screening date, is capped at 25% (with the exception of the real estate sector, which is capped at 15%); however, security, sector and/or country weights may fluctuate above the specified cap in response to market conditions and/or the application of volume factor adjustments. The Index methodology applies a volume factor adjustment to reduce a component security's weight in the Index and reallocate the reduction in weight pro rata among the other securities if, as of the annual Index screening date, a component security no longer meets certain trading volume thresholds.

WisdomTree Investments, Inc. ("WisdomTree Investments"), as Index provider, currently uses Standard & Poor's Global Industry Classification Standards ("S&P GICS") to define companies within a sector. The following sectors are included in the Index: consumer discretionary, consumer staples, energy, financials, health care, industrials, information technology, materials, real estate, communication services, and utilities. A sector is comprised of multiple industries. For example, the energy sector is comprised of companies in, among others, the natural gas, oil and petroleum industries. As of June 30, 2021, companies in the financials sector comprised a significant portion of the Index.

To the extent the Index concentrates (*i.e.*, holds 25% or more of its total assets) in the securities of a particular industry or group of industries, the Fund will concentrate its investments to approximately the same extent as the Index.

Principal Risks of Investing in the Fund

You can lose money on your investment in the Fund. The Fund is subject to the risks described below. The risks are generally presented in alphabetical order to facilitate finding particular risks when comparing them with other funds. Each risk summarized below is considered a "principal risk" of investing in the Fund, regardless of the order in which it appears. Some or all of these risks may adversely affect the Fund's net asset value per share ("NAV"), trading price, yield, total return and/or ability to meet its objective. For more information about the risks of investing in the Fund, see the sections in the Fund's Prospectus titled "Additional Principal Risk Information About the Funds" and "Additional Non-Principal Risk Information."

- **Foreign Securities Risk.** Investments in non-U.S. securities involve political, regulatory, and economic risks that may not be present in U.S. securities. For example, investments in non-U.S. securities may be subject to risk of loss due to foreign currency fluctuations, political or economic instability, or geographic events that adversely impact issuers of foreign securities. Investments in non-U.S. securities also may be subject to withholding or other taxes and may be subject to additional trading, settlement, custodial, and operational risks. These and other factors can make investments in the Fund more volatile and potentially less liquid than other types of investments and may be heightened in connection with investments in developing or emerging markets countries.
- **Dividend Paying Securities Risk.** Securities that pay dividends, as a group, may be out of favor with the market and underperform the overall equity market or stocks of companies that do not pay dividends. In addition, changes in the dividend policies of the companies held by the Fund or the capital resources available for such company's dividend payments may adversely affect the Fund.
- **Investment Risk.** As with all investments, an investment in the Fund is subject to loss. Investors in the Fund could lose money, including the possible loss of the entire principal amount of an investment, over short or long periods of time.
- **Market Risk.** The trading prices of equity securities and other instruments fluctuate in response to a variety of factors, such as economic, financial or political events that impact the entire market, market segments, or

specific issuers. The Fund's NAV and market price may fluctuate significantly in response to these and other factors. As a result, an investor could lose money over short or long periods of time. In addition, the respiratory disease caused by a novel coronavirus (COVID-19) has spread globally for over a year, resulting in a global pandemic and major disruption to economies and markets around the world, including the United States. During this time, financial markets have experienced extreme volatility and severe losses, and trading in many instruments has been disrupted or suspended. Liquidity for many instruments has been greatly reduced for periods of time. Although many global economies have begun to re-open as infection and hospitalization rates decline, some economies, including those of countries with limited access to COVID-19 vaccines, have struggled to control the spread of the virus and re-open their economies. As a result, it remains unclear how COVID-19 will impact global markets in the future.

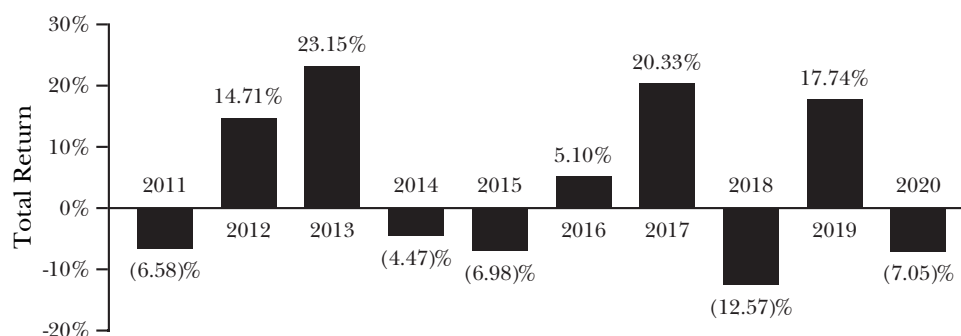
- **Shares of the Fund May Trade at Prices Other Than NAV.** As with all exchange traded funds ("ETFs"), Fund shares may be bought and sold in the secondary market at market prices. The trading prices of the Fund's shares in the secondary market generally differ from the Fund's daily NAV and there may be times when the market price of the shares is more than the NAV (premium) or less than the NAV (discount). This risk is heightened in times of market volatility or periods of steep market declines. Because securities held by the Fund trade on, or have exposure to, foreign exchanges that are closed when the Fund's primary listing exchange is open, the Fund is likely to experience premiums and discounts greater than those of domestic ETFs. Additionally, in stressed market conditions, the market for the Fund's shares may become less liquid in response to deteriorating liquidity in the markets for the Fund's underlying portfolio holdings.
- **Currency Exchange Rate Risk.** Changes in currency exchange rates and the relative value of non-U.S. currencies will affect the value of the Fund's investment and the value of your Fund shares. Currency exchange rates can be very volatile and can change quickly and unpredictably. As a result, the value of an investment in the Fund may also change quickly, unpredictably, and without warning, and you may lose money.
- **Cybersecurity Risk.** The Fund and its service providers may be susceptible to operational and information security risks resulting from a breach in cybersecurity, including cyber-attacks. A breach in cybersecurity, intentional or unintentional, may adversely impact the Fund in many ways, including, but not limited to, disruption of the Fund's operational capacity, loss of proprietary information, theft or corruption of data, denial-of-service attacks on websites or network resources, and the unauthorized release of confidential information. Cyber-attacks affecting the Fund's third-party service providers, market makers, institutional investors authorized to purchase and redeem shares directly from the Funds (*i.e.*, Authorized Participants), or the issuers of securities in which the Fund invests may subject the Fund to many of the same risks associated with direct cybersecurity breaches.
- **Financials Sector Risk.** The Fund currently invests a significant portion of its assets in the financials sector, and therefore, the Fund's performance could be negatively impacted by events affecting this sector. The financials sector includes, for example, banks and financial institutions providing mortgage and mortgage related services. This sector can be significantly affected by, among other things, changes in interest rates, government regulation, the rate of defaults on corporate, consumer and government debt, the availability and cost of capital, and fallout from the housing and sub-prime mortgage crisis.
- **Geographic Investment Risk.** To the extent the Fund invests a significant portion of its assets in securities of companies of a single country or region, it is more likely to be impacted by events or conditions affecting that country or region. Currently, the Fund invests a significant portion of its assets in companies organized in Europe and Japan, although this may change from time to time.
- **Geopolitical Risk.** Some countries and regions in which the Fund invests have experienced security concerns, war, threats of war, aggression and/or conflict, terrorism, economic uncertainty, sanctions or the threat of sanctions, natural and environmental disasters, the spread of infectious illness, widespread disease or other public health issues and/or systemic market dislocations (including due to events outside of such countries or regions) that have led, and in the future may lead, to increased short-term market volatility and may have adverse long-term effects on the U.S. and world economies and markets generally, each of which may negatively impact the Fund's investments.
- **Index and Data Risk.** The Fund is not "actively" managed and seeks to track the price and yield performance, before fees and expenses, of the Index. The Index Provider has the right to make adjustments to the Index or to cease making the Index available without regard to the particular interests of the Fund or its shareholders. If the computers or other facilities of the Index Provider, Index calculation agent, data providers and/or relevant stock exchange malfunction for any reason, calculation and dissemination of Index values may be delayed and trading

in Fund shares may be suspended for a period of time. Errors in Index data, Index calculations and/or the construction of the Index may occur from time to time and may not be identified and/or corrected by the Index Provider, Index calculation agent or other applicable party for a period of time or at all, which may have an adverse impact on the Fund and its shareholders. The potential risk of continuing error may be particularly heightened in the case of the Index, which is generally not used as a benchmark by other funds or managers.

- **Investment Style Risk.** The Fund invests in the securities included in, or representative of, the Index regardless of their investment merit. The Fund does not attempt to outperform the Index or take defensive positions in declining markets. As a result, the Fund's performance may be adversely affected by a general decline in the market segments relating to the Index.
- **Issuer-Specific Risk.** Issuer-specific events, including changes in the actual or perceived financial condition of an issuer, can have a negative impact on the value of the Fund.
- **Large-Capitalization Investing Risk.** The Fund may invest in the securities of large-capitalization companies. As a result, the Fund's performance may be adversely affected if securities of these companies underperform securities of smaller capitalization companies or the market as a whole. Large-capitalization companies may adapt more slowly to new competitive challenges and be subject to slower growth during times of economic expansion.
- **Non-Correlation Risk.** As with all index funds, the performance of the Fund and its Index may differ from each other for a variety of reasons. When markets are volatile, the ability to sell securities at fair value prices may be adversely impacted and may result in additional trading costs and/or increase the Index tracking risk.
- **Non-Diversification Risk.** The Fund is considered to be non-diversified, which means that it may invest more of its assets in the securities of a single issuer or a smaller number of issuers than if it were a diversified fund. To the extent the Fund invests a significant percentage of its assets in a limited number of issuers, the Fund is subject to the risks of investing in those few issuers, and may be more susceptible to a single adverse economic or regulatory occurrence. As a result, changes in the market value of a single security could cause greater fluctuations in the value of Fund shares than would occur in a diversified fund.

Fund Performance

Historical Fund performance, which varies over time, can provide an indication of the risks of investing in the Fund. The bar chart that follows shows the annual total returns of the Fund for each full calendar year since the Fund commenced operations, or the past 10 calendar years, as applicable. The table that follows the bar chart shows the Fund's average annual total returns, both before and after taxes. This table also shows how the Fund's performance compares to the Index and that of a relevant broad-based securities index. Index returns do not reflect deductions for fees, expenses or taxes. All returns assume reinvestment of dividends and distributions. The Fund's past performance (before and after taxes) is not necessarily an indication of how the Fund will perform in the future. Updated performance information for the Fund is available online on the Fund's website at www.wisdomtree.com.



The Fund's year-to-date total return as of June 30, 2021 was 8.33%.

Best and Worst Quarter Returns (for the periods reflected in the bar chart above)

	Return	Quarter/Year
Highest Return	14.44%	4Q/2020
Lowest Return	(29.07)%	1Q/2020

After-tax returns are calculated using the highest historical individual federal marginal income tax rates and do not reflect the impact of state and local taxes. Actual after-tax returns depend on your tax situation and may differ from those shown and are not relevant if you hold your shares through tax-deferred arrangements, such as 401(k) plans or individual retirement accounts. In some cases, the return after taxes may exceed the return before taxes due to an assumed tax benefit from any losses on a sale of Fund shares at the end of the measurement period.

Average Annual Total Returns for the periods ending December 31, 2020

WisdomTree International High Dividend Fund	1 Year	5 Years	10 Years
Return Before Taxes Based on NAV	(7.05)%	3.89%	3.56%
Return After Taxes on Distributions	(7.89)%	2.90%	2.45%
Return After Taxes on Distributions and Sale of Fund Shares	(3.59)%	3.00%	2.65%
WisdomTree International High Dividend Index (Reflects no deduction for fees, expenses or taxes)	(6.56)%	4.18%	3.82%
MSCI EAFE Value Index (Reflects no deduction for fees, expenses or taxes)	(2.63)%	4.20%	3.37%

Management

Investment Adviser and Sub-Adviser

WisdomTree Asset Management, Inc. (“WisdomTree Asset Management” or the “Adviser”) serves as investment adviser to the Fund. Mellon Investments Corporation (the “Sub-Adviser”) serves as sub-adviser to the Fund.

Portfolio Managers

The Fund is managed by the Sub-Adviser’s Equity Index Strategies Portfolio Management team. The individual members of the team jointly and primarily responsible for the day-to-day management of the Fund’s portfolio are described below.

Marlene Walker-Smith, a Director, Head of Equity Index Portfolio Management, has been a portfolio manager of the Fund since October 2020.

David France, CFA, a Vice President, Senior Portfolio Manager and Team Manager, has been a portfolio manager of the Fund since June 2021.

Todd Frysinger, CFA, a Vice President, Senior Portfolio Manager and Team Manager, has been a portfolio manager of the Fund since June 2021.

Vlasta Sheremeta, CFA, a Vice President, Senior Portfolio Manager and Team Manager, has been a portfolio manager of the Fund since June 2021.

Michael Stoll, a Vice President, Senior Portfolio Manager and Team Manager, has been a portfolio manager of the Fund since June 2021.

Buying and Selling Fund Shares

The Fund is an ETF. This means that individual shares of the Fund are listed on a national securities exchange, such as NYSE Arca, and may only be purchased and sold in the secondary market through a broker-dealer at market prices. Because Fund shares trade at market prices rather than NAV, shares may trade at a price greater than NAV (premium) or less than NAV (discount). In addition, an investor may incur costs attributable to the difference between the highest price a buyer is willing to pay to purchase shares (bid) and the lowest price a seller is willing to accept for shares (ask) when buying and selling shares in the secondary market (the “bid/ask spread”). Recent information regarding the Fund, including its NAV, market price, premiums and discounts, and bid/ask spreads, is available on the Fund’s website at www.wisdomtree.com.

The Fund issues and redeems shares at NAV only in large blocks of shares (“Creation Units”), which only certain institutions or large investors (typically market makers or other broker-dealers) may purchase or redeem. The Fund issues and redeems Creation Units in exchange for a portfolio of securities and/or U.S. cash.

Tax Information

The Fund intends to make distributions that may be taxed as ordinary income, qualified dividend income, or capital gains.

Payments to Broker-Dealers and Other Financial Intermediaries

If you purchase shares of the Fund through a broker-dealer or other financial intermediary (such as a bank) (an “Intermediary”), WisdomTree Asset Management or its affiliates may pay Intermediaries for certain activities related to the Fund, including participation in activities that are designed to make Intermediaries more knowledgeable about exchange traded products, including the Fund, or for other activities, such as marketing, educational training or other initiatives related to the sale or promotion of Fund shares. These payments may create a conflict of interest by influencing the Intermediary and your salesperson to recommend the Fund over another investment. Any such arrangements do not result in increased Fund expenses. Ask your salesperson or visit the Intermediary’s website for more information.

WisdomTree International LargeCap Dividend Fund

Investment Objective

The WisdomTree International LargeCap Dividend Fund (the “Fund”) seeks to track the price and yield performance, before fees and expenses, of the WisdomTree International LargeCap Dividend Index (the “Index”).

Fees and Expenses of the Fund

The following table describes the fees and expenses you may pay if you buy, hold and sell shares of the Fund. You may pay other fees, such as brokerage commissions and other fees to financial intermediaries, which are not reflected in the table and example below. The fees are expressed as a percentage of the Fund’s average net assets.

Shareholder Fees (fees paid directly from your investment)	None
Annual Fund Operating Expenses (expenses that you pay each year as a percentage of the value of your investment)	
Management Fees	0.48%
Distribution and/or Service (12b-1) Fees	None
Other Expenses	0.00%
Total Annual Fund Operating Expenses	0.48%

Example

The following example is intended to help retail investors compare the cost of investing in the Fund shares with the cost of investing in other funds. It illustrates the hypothetical expenses that such investors would incur over various periods if they were to invest \$10,000 in the Fund for the time periods indicated and then redeem all of the shares at the end of those periods. This example assumes that the Fund provides a return of 5% a year and that operating expenses remain the same. This example does not include the brokerage commissions that retail investors may pay to buy and sell shares of the Fund. Although your actual costs may be higher or lower, based on these assumptions, your costs would be:

	1 Year	3 Years	5 Years	10 Years
	\$ 49	\$ 154	\$ 269	\$ 604

Portfolio Turnover

The Fund pays transaction costs, such as commissions, when it buys and sells securities (or “turns over” its portfolio). A higher portfolio turnover rate may indicate higher transaction costs and may result in higher taxes when Fund shares are held in a taxable account. These costs, which are not reflected in annual fund operating expenses or in the example, affect the Fund’s performance. During the most recent fiscal year, the Fund’s portfolio turnover rate was 38% of the average value of its portfolio, excluding the value of portfolio securities received or delivered as a result of in-kind creations or redemptions of the Fund’s capital shares.

Principal Investment Strategies of the Fund

The Fund employs a “passive management” – or indexing – investment approach designed to track the performance of the Index. The Fund generally uses a representative sampling strategy to achieve its investment objective, meaning it generally will invest in a sample of the securities in the Index whose risk, return and other characteristics resemble the risk, return and other characteristics of the Index as a whole. Under normal circumstances, at least 95% of the Fund’s total assets (exclusive of collateral held from securities lending) will be invested in component securities of the Index and investments that have economic characteristics that are substantially identical to the economic characteristics of such component securities.

The Index is a fundamentally weighted index that is comprised of the large-capitalization segment of the dividend-paying market in the industrialized world outside the U.S. and Canada. Constituent companies are selected from the WisdomTree International Equity Index, which defines the dividend-paying universe of companies in the industrialized world, excluding Canada and the United States. The Index is comprised of the 300 largest companies ranked by market capitalization from the WisdomTree International Equity Index, as of the annual Index screening date. As of June 30, 2021, the Index had a market capitalization range from \$7.8 billion to \$395 billion, with an average market capitalization of \$47 billion. To be eligible for inclusion in the Index, a company must meet the following criteria as of the annual Index screening date: (i) incorporation in one of 15 developed European countries (Austria, Belgium, Denmark, Finland, France, Germany, Ireland, Italy, Netherlands, Norway, Portugal,

Spain, Sweden, Switzerland, or the United Kingdom), Israel, Japan, Australia, Hong Kong or Singapore; (ii) payment of at least \$5 million in cash dividends on shares of common stock during the preceding annual cycle; (iii) market capitalization of at least \$100 million; (iv) average daily dollar trading volume of at least \$100,000 for the preceding three months; and (v) trading of at least 250,000 shares per month for each of the preceding six months.

Securities are weighted in the Index based on dividends paid over the prior annual cycle. Companies that pay a greater total dollar amount of dividends are more heavily weighted. To derive a company's initial Index weight, (i) multiply the U.S. dollar value of the company's annual gross dividend per share by the number of common shares outstanding for that company (the "Cash Dividend Factor"); (ii) calculate the Cash Dividend Factor for each company; (iii) add together all of the companies' Cash Dividend Factors; and (iv) divide the company's Cash Dividend Factor by the sum of all Cash Dividend Factors. The maximum weight of any one sector and any one country in the Index, at the time of the Index's annual screening date, is capped at 25% (with the exception of the real estate sector, which is capped at 15%); however, sector and/or country weights may fluctuate above the specified cap in response to market conditions and/or the application of volume factor adjustments. The Index methodology applies a volume factor adjustment to reduce a component security's weight in the Index and reallocate the reduction in weight pro rata among the other securities if, as of the annual Index screening date, a component security no longer meets certain trading volume thresholds.

WisdomTree Investments, Inc. ("WisdomTree Investments"), as Index provider, currently uses Standard & Poor's Global Industry Classification Standards ("S&P GICS") to define companies within a sector. The following sectors are included in the Index: consumer discretionary, consumer staples, energy, financials, health care, industrials, information technology, materials, real estate, communication services, and utilities. A sector is comprised of multiple industries. For example, the energy sector is comprised of companies in, among others, the natural gas, oil and petroleum industries. As of June 30, 2021, companies in the financials and health care sectors comprised a significant portion of the Index.

To the extent the Index concentrates (*i.e.*, holds 25% or more of its total assets) in the securities of a particular industry or group of industries, the Fund will concentrate its investments to approximately the same extent as the Index.

Principal Risks of Investing in the Fund

You can lose money on your investment in the Fund. The Fund is subject to the risks described below. The risks are generally presented in alphabetical order to facilitate finding particular risks when comparing them with other funds. Each risk summarized below is considered a "principal risk" of investing in the Fund, regardless of the order in which it appears. Some or all of these risks may adversely affect the Fund's net asset value per share ("NAV"), trading price, yield, total return and/or ability to meet its objective. For more information about the risks of investing in the Fund, see the sections in the Fund's Prospectus titled "Additional Principal Risk Information About the Funds" and "Additional Non-Principal Risk Information."

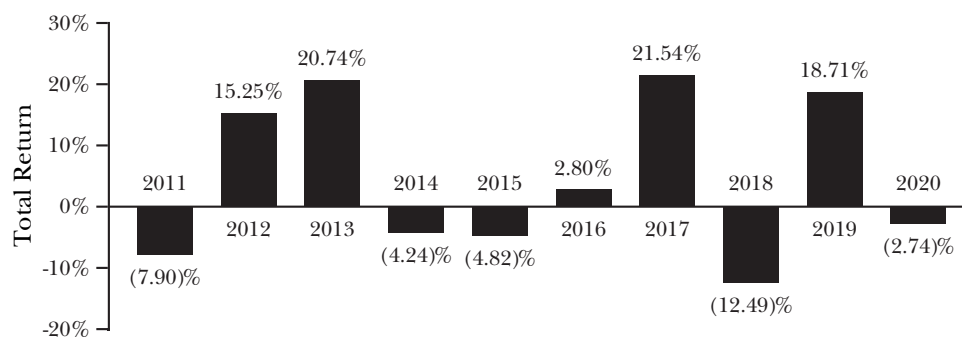
- **Foreign Securities Risk.** Investments in non-U.S. securities involve political, regulatory, and economic risks that may not be present in U.S. securities. For example, investments in non-U.S. securities may be subject to risk of loss due to foreign currency fluctuations, political or economic instability, or geographic events that adversely impact issuers of foreign securities. Investments in non-U.S. securities also may be subject to withholding or other taxes and may be subject to additional trading, settlement, custodial, and operational risks. These and other factors can make investments in the Fund more volatile and potentially less liquid than other types of investments and may be heightened in connection with investments in developing or emerging markets countries.
- **Large-Capitalization Investing Risk.** The Fund invests primarily in the securities of large-capitalization companies. As a result, the Fund's performance may be adversely affected if securities of these companies underperform securities of smaller capitalization companies or the market as a whole. Large-capitalization companies may adapt more slowly to new competitive challenges and be subject to slower growth during times of economic expansion.
- **Dividend Paying Securities Risk.** Securities that pay dividends, as a group, may be out of favor with the market and underperform the overall equity market or stocks of companies that do not pay dividends. In addition, changes in the dividend policies of the companies held by the Fund or the capital resources available for such company's dividend payments may adversely affect the Fund.

- **Investment Risk.** As with all investments, an investment in the Fund is subject to loss. Investors in the Fund could lose money, including the possible loss of the entire principal amount of an investment, over short or long periods of time.
- **Market Risk.** The trading prices of equity securities and other instruments fluctuate in response to a variety of factors, such as economic, financial or political events that impact the entire market, market segments, or specific issuers. The Fund's NAV and market price may fluctuate significantly in response to these and other factors. As a result, an investor could lose money over short or long periods of time. In addition, the respiratory disease caused by a novel coronavirus (COVID-19) has spread globally for over a year, resulting in a global pandemic and major disruption to economies and markets around the world, including the United States. During this time, financial markets have experienced extreme volatility and severe losses, and trading in many instruments has been disrupted or suspended. Liquidity for many instruments has been greatly reduced for periods of time. Although many global economies have begun to re-open as infection and hospitalization rates decline, some economies, including those of countries with limited access to COVID-19 vaccines, have struggled to control the spread of the virus and re-open their economies. As a result, it remains unclear how COVID-19 will impact global markets in the future.
- **Shares of the Fund May Trade at Prices Other Than NAV.** As with all exchange traded funds ("ETFs"), Fund shares may be bought and sold in the secondary market at market prices. The trading prices of the Fund's shares in the secondary market generally differ from the Fund's daily NAV and there may be times when the market price of the shares is more than the NAV (premium) or less than the NAV (discount). This risk is heightened in times of market volatility or periods of steep market declines. Because securities held by the Fund trade on, or have exposure to, foreign exchanges that are closed when the Fund's primary listing exchange is open, the Fund is likely to experience premiums and discounts greater than those of domestic ETFs. Additionally, in stressed market conditions, the market for the Fund's shares may become less liquid in response to deteriorating liquidity in the markets for the Fund's underlying portfolio holdings.
- **Currency Exchange Rate Risk.** Changes in currency exchange rates and the relative value of non-U.S. currencies will affect the value of the Fund's investment and the value of your Fund shares. Currency exchange rates can be very volatile and can change quickly and unpredictably. As a result, the value of an investment in the Fund may also change quickly, unpredictably, and without warning, and you may lose money.
- **Cybersecurity Risk.** The Fund and its service providers may be susceptible to operational and information security risks resulting from a breach in cybersecurity, including cyber-attacks. A breach in cybersecurity, intentional or unintentional, may adversely impact the Fund in many ways, including, but not limited to, disruption of the Fund's operational capacity, loss of proprietary information, theft or corruption of data, denial-of-service attacks on websites or network resources, and the unauthorized release of confidential information. Cyber-attacks affecting the Fund's third-party service providers, market makers, institutional investors authorized to purchase and redeem shares directly from the Funds (*i.e.*, Authorized Participants), or the issuers of securities in which the Fund invests may subject the Fund to many of the same risks associated with direct cybersecurity breaches.
- **Financials Sector Risk.** The Fund currently invests a significant portion of its assets in the financials sector, and therefore, the Fund's performance could be negatively impacted by events affecting this sector. The financials sector includes, for example, banks and financial institutions providing mortgage and mortgage related services. This sector can be significantly affected by, among other things, changes in interest rates, government regulation, the rate of defaults on corporate, consumer and government debt, the availability and cost of capital, and fallout from the housing and sub-prime mortgage crisis.
- **Geographic Investment Risk.** To the extent the Fund invests a significant portion of its assets in securities of companies of a single country or region, it is more likely to be impacted by events or conditions affecting that country or region. Currently, the Fund invests a significant portion of its assets in companies organized in Japan and Europe, although this may change from time to time.
- **Geopolitical Risk.** Some countries and regions in which the Fund invests have experienced security concerns, war, threats of war, aggression and/or conflict, terrorism, economic uncertainty, sanctions or the threat of sanctions, natural and environmental disasters, the spread of infectious illness, widespread disease or other public health issues and/or systemic market dislocations (including due to events outside of such countries or regions) that have led, and in the future may lead, to increased short-term market volatility and may have adverse long-term effects on the U.S. and world economies and markets generally, each of which may negatively impact the Fund's investments.

- **Health Care Sector Risk.** The Fund currently invests a significant portion of its assets in the health care sector, and therefore, the Fund’s performance could be negatively impacted by events affecting this sector. The health care sector includes, for example, biotechnology, pharmaceutical, health care facilities, and health care equipment and supply companies. This sector can be significantly affected by, among other things, lapsing patent protection, technological developments that make drugs obsolete, government regulation, price controls, and approvals for drugs.
- **Index and Data Risk.** The Fund is not “actively” managed and seeks to track the price and yield performance, before fees and expenses, of the Index. The Index Provider has the right to make adjustments to the Index or to cease making the Index available without regard to the particular interests of the Fund or its shareholders. If the computers or other facilities of the Index Provider, Index calculation agent, data providers and/or relevant stock exchange malfunction for any reason, calculation and dissemination of Index values may be delayed and trading in Fund shares may be suspended for a period of time. Errors in Index data, Index calculations and/or the construction of the Index may occur from time to time and may not be identified and/or corrected by the Index Provider, Index calculation agent or other applicable party for a period of time or at all, which may have an adverse impact on the Fund and its shareholders. The potential risk of continuing error may be particularly heightened in the case of the Index, which is generally not used as a benchmark by other funds or managers.
- **Investment Style Risk.** The Fund invests in the securities included in, or representative of, the Index regardless of their investment merit. The Fund does not attempt to outperform the Index or take defensive positions in declining markets. As a result, the Fund’s performance may be adversely affected by a general decline in the market segments relating to the Index.
- **Issuer-Specific Risk.** Issuer-specific events, including changes in the actual or perceived financial condition of an issuer, can have a negative impact on the value of the Fund.
- **Non-Correlation Risk.** As with all index funds, the performance of the Fund and its Index may differ from each other for a variety of reasons. When markets are volatile, the ability to sell securities at fair value prices may be adversely impacted and may result in additional trading costs and/or increase the Index tracking risk.
- **Non-Diversification Risk.** The Fund is considered to be non-diversified, which means that it may invest more of its assets in the securities of a single issuer or a smaller number of issuers than if it were a diversified fund. To the extent the Fund invests a significant percentage of its assets in a limited number of issuers, the Fund is subject to the risks of investing in those few issuers, and may be more susceptible to a single adverse economic or regulatory occurrence. As a result, changes in the market value of a single security could cause greater fluctuations in the value of Fund shares than would occur in a diversified fund.

Fund Performance

Historical Fund performance, which varies over time, can provide an indication of the risks of investing in the Fund. The bar chart that follows shows the annual total returns of the Fund for each full calendar year since the Fund commenced operations, or the past 10 calendar years, as applicable. The table that follows the bar chart shows the Fund’s average annual total returns, both before and after taxes. This table also shows how the Fund’s performance compares to the Index and that of a relevant broad-based securities index. Index returns do not reflect deductions for fees, expenses or taxes. All returns assume reinvestment of dividends and distributions. The Fund’s past performance (before and after taxes) is not necessarily an indication of how the Fund will perform in the future. Updated performance information for the Fund is available online on the Fund’s website at www.wisdomtree.com.



The Fund’s year-to-date total return as of June 30, 2021 was 8.90%.

Best and Worst Quarter Returns (for the periods reflected in the bar chart above)

	Return	Quarter/Year
Highest Return	12.49%	4Q/2020
Lowest Return	(24.30)%	1Q/2020

After-tax returns are calculated using the highest historical individual federal marginal income tax rates and do not reflect the impact of state and local taxes. Actual after-tax returns depend on your tax situation and may differ from those shown and are not relevant if you hold your shares through tax-deferred arrangements, such as 401(k) plans or individual retirement accounts. In some cases, the return after taxes may exceed the return before taxes due to an assumed tax benefit from any losses on a sale of Fund shares at the end of the measurement period.

Average Annual Total Returns for the periods ending December 31, 2020

WisdomTree International LargeCap Dividend Fund	1 Year	5 Years	10 Years
Return Before Taxes Based on NAV	(2.74)%	4.77%	3.96%
Return After Taxes on Distributions	(3.32)%	3.97%	3.05%
Return After Taxes on Distributions and Sale of Fund Shares	(1.08)%	3.70%	3.00%
WisdomTree International LargeCap Dividend Index (Reflects no deduction for fees, expenses or taxes)	(2.54)%	4.99%	4.19%
MSCI EAFE Index (Reflects no deduction for fees, expenses or taxes)	7.82%	7.45%	5.51%

Management

Investment Adviser and Sub-Adviser

WisdomTree Asset Management, Inc. (“WisdomTree Asset Management” or the “Adviser”) serves as investment adviser to the Fund. Mellon Investments Corporation (the “Sub-Adviser”) serves as sub-adviser to the Fund.

Portfolio Managers

The Fund is managed by the Sub-Adviser’s Equity Index Strategies Portfolio Management team. The individual members of the team jointly and primarily responsible for the day-to-day management of the Fund’s portfolio are described below.

Marlene Walker-Smith, a Director, Head of Equity Index Portfolio Management, has been a portfolio manager of the Fund since October 2020.

David France, CFA, a Vice President, Senior Portfolio Manager and Team Manager, has been a portfolio manager of the Fund since June 2021.

Todd Frysinger, CFA, a Vice President, Senior Portfolio Manager and Team Manager, has been a portfolio manager of the Fund since June 2021.

Vlasta Sheremeta, CFA, a Vice President, Senior Portfolio Manager and Team Manager, has been a portfolio manager of the Fund since June 2021.

Michael Stoll, a Vice President, Senior Portfolio Manager and Team Manager, has been a portfolio manager of the Fund since June 2021.

Buying and Selling Fund Shares

The Fund is an ETF. This means that individual shares of the Fund are listed on a national securities exchange, such as NYSE Arca, and may only be purchased and sold in the secondary market through a broker-dealer at market prices. Because Fund shares trade at market prices rather than NAV, shares may trade at a price greater than NAV (premium) or less than NAV (discount). In addition, an investor may incur costs attributable to the difference between the highest price a buyer is willing to pay to purchase shares (bid) and the lowest price a seller is willing to accept for shares (ask) when buying and selling shares in the secondary market (the “bid/ask spread”). Recent information regarding the Fund, including its NAV, market price, premiums and discounts, and bid/ask spreads, is available on the Fund’s website at www.wisdomtree.com.

The Fund issues and redeems shares at NAV only in large blocks of shares (“Creation Units”), which only certain institutions or large investors (typically market makers or other broker-dealers) may purchase or redeem. The Fund issues and redeems Creation Units in exchange for a portfolio of securities and/or U.S. cash.

Tax Information

The Fund intends to make distributions that may be taxed as ordinary income, qualified dividend income, or capital gains.

Payments to Broker-Dealers and Other Financial Intermediaries

If you purchase shares of the Fund through a broker-dealer or other financial intermediary (such as a bank) (an “Intermediary”), WisdomTree Asset Management or its affiliates may pay Intermediaries for certain activities related to the Fund, including participation in activities that are designed to make Intermediaries more knowledgeable about exchange traded products, including the Fund, or for other activities, such as marketing, educational training or other initiatives related to the sale or promotion of Fund shares. These payments may create a conflict of interest by influencing the Intermediary and your salesperson to recommend the Fund over another investment. Any such arrangements do not result in increased Fund expenses. Ask your salesperson or visit the Intermediary’s website for more information.

WisdomTree International MidCap Dividend Fund

Investment Objective

The WisdomTree International MidCap Dividend Fund (the “Fund”) seeks to track the price and yield performance, before fees and expenses, of the WisdomTree International MidCap Dividend Index (the “Index”).

Fees and Expenses of the Fund

The following table describes the fees and expenses you may pay if you buy, hold and sell shares of the Fund. You may pay other fees, such as brokerage commissions and other fees to financial intermediaries, which are not reflected in the table and example below. The fees are expressed as a percentage of the Fund’s average net assets.

Shareholder Fees (fees paid directly from your investment)	None
Annual Fund Operating Expenses (expenses that you pay each year as a percentage of the value of your investment)	
Management Fees	0.58%
Distribution and/or Service (12b-1) Fees	None
Other Expenses	0.00%
Total Annual Fund Operating Expenses	0.58%

Example

The following example is intended to help retail investors compare the cost of investing in the Fund shares with the cost of investing in other funds. It illustrates the hypothetical expenses that such investors would incur over various periods if they were to invest \$10,000 in the Fund for the time periods indicated and then redeem all of the shares at the end of those periods. This example assumes that the Fund provides a return of 5% a year and that operating expenses remain the same. This example does not include the brokerage commissions that retail investors may pay to buy and sell shares of the Fund. Although your actual costs may be higher or lower, based on these assumptions, your costs would be:

	1 Year	3 Years	5 Years	10 Years
	\$ 59	\$ 186	\$ 324	\$ 726

Portfolio Turnover

The Fund pays transaction costs, such as commissions, when it buys and sells securities (or “turns over” its portfolio). A higher portfolio turnover rate may indicate higher transaction costs and may result in higher taxes when Fund shares are held in a taxable account. These costs, which are not reflected in annual fund operating expenses or in the example, affect the Fund’s performance. During the most recent fiscal year, the Fund’s portfolio turnover rate was 62% of the average value of its portfolio, excluding the value of portfolio securities received or delivered as a result of in-kind creations or redemptions of the Fund’s capital shares.

Principal Investment Strategies of the Fund

The Fund employs a “passive management” – or indexing – investment approach designed to track the performance of the Index. The Fund generally uses a representative sampling strategy to achieve its investment objective, meaning it generally will invest in a sample of the securities in the Index whose risk, return and other characteristics resemble the risk, return and other characteristics of the Index as a whole. Under normal circumstances, at least 95% of the Fund’s total assets (exclusive of collateral held from securities lending) will be invested in component securities of the Index and investments that have economic characteristics that are substantially identical to the economic characteristics of such component securities.

The Index is a fundamentally weighted index that is comprised of the mid-capitalization segment of the dividend-paying market in the industrialized world outside the U.S. and Canada. Constituent companies are selected from the WisdomTree International Equity Index, which defines the dividend-paying universe of companies in the industrialized world, excluding Canada and the United States. The Index is comprised of the companies that compose the top 75% of the market capitalization of the WisdomTree International Equity Index, as of the annual Index screening date, after the 300 largest companies have been removed. As of June 30, 2021, the Index had a market capitalization range from \$1.2 billion to \$40.5 billion, with an average market capitalization of \$6.5 billion. To be eligible for inclusion in the Index, a company must meet the following criteria as of the annual Index screening date: (i) incorporation in one of 15 developed European countries (Austria, Belgium, Denmark, Finland,

France, Germany, Ireland, Italy, Netherlands, Norway, Portugal, Spain, Sweden, Switzerland, or the United Kingdom), Israel, Japan, Australia, Hong Kong or Singapore; (ii) payment of at least \$5 million in cash dividends on shares of common stock during the preceding annual cycle; (iii) market capitalization of at least \$100 million; (iv) average daily dollar trading volume of at least \$100,000 for the preceding three months; and (v) trading of at least 250,000 shares per month for each of the preceding six months.

Securities are weighted in the Index based on dividends paid over the prior annual cycle. Companies that pay a greater total dollar amount of dividends are more heavily weighted. To derive a company's initial Index weight, (i) multiply the U.S. dollar value of the company's annual gross dividend per share by the number of common shares outstanding for that company (the "Cash Dividend Factor"); (ii) calculate the Cash Dividend Factor for each company; (iii) add together all of the companies' Cash Dividend Factors; and (iv) divide the company's Cash Dividend Factor by the sum of all Cash Dividend Factors. The maximum weight of any one sector and any one country in the Index, at the time of the Index's annual screening date, is capped at 25% (with the exception of the real estate sector, which is capped at 15%); however, sector and/or country weights may fluctuate above the specified cap in response to market conditions and/or the application of volume factor adjustments. The Index methodology applies a volume factor adjustment to reduce a component security's weight in the Index and reallocate the reduction in weight pro rata among the other securities if, as of the annual Index screening date, a component security no longer meets certain trading volume thresholds.

WisdomTree Investments, Inc. ("WisdomTree Investments"), as Index provider, currently uses Standard & Poor's Global Industry Classification Standards ("S&P GICS") to define companies within a sector. The following sectors are included in the Index: consumer discretionary, consumer staples, energy, financials, health care, industrials, information technology, materials, real estate, communication services, and utilities. A sector is comprised of multiple industries. For example, the energy sector is comprised of companies in, among others, the natural gas, oil and petroleum industries. As of June 30, 2021, companies in the financials and industrials sectors comprised a significant portion of the Index.

To the extent the Index concentrates (*i.e.*, holds 25% or more of its total assets) in the securities of a particular industry or group of industries, the Fund will concentrate its investments to approximately the same extent as the Index.

Principal Risks of Investing in the Fund

You can lose money on your investment in the Fund. The Fund is subject to the risks described below. The risks are generally presented in alphabetical order to facilitate finding particular risks when comparing them with other funds. Each risk summarized below is considered a "principal risk" of investing in the Fund, regardless of the order in which it appears. Some or all of these risks may adversely affect the Fund's net asset value per share ("NAV"), trading price, yield, total return and/or ability to meet its objective. For more information about the risks of investing in the Fund, see the sections in the Fund's Prospectus titled "Additional Principal Risk Information About the Funds" and "Additional Non-Principal Risk Information."

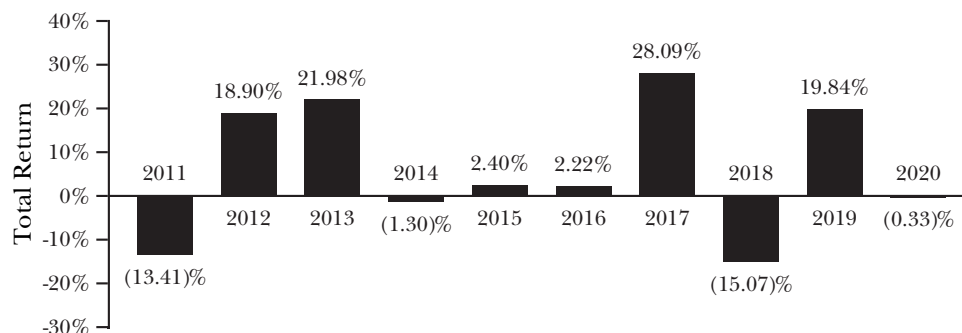
- **Foreign Securities Risk.** Investments in non-U.S. securities involve political, regulatory, and economic risks that may not be present in U.S. securities. For example, investments in non-U.S. securities may be subject to risk of loss due to foreign currency fluctuations, political or economic instability, or geographic events that adversely impact issuers of foreign securities. Investments in non-U.S. securities also may be subject to withholding or other taxes and may be subject to additional trading, settlement, custodial, and operational risks. These and other factors can make investments in the Fund more volatile and potentially less liquid than other types of investments and may be heightened in connection with investments in developing or emerging markets countries.
- **Mid-Capitalization Investing Risk.** The Fund invests primarily in the securities of mid-capitalization companies. As a result, the Fund's performance may be adversely affected if securities of these companies underperform securities of other capitalization ranges or the market as a whole. Securities of mid-capitalization companies are often less stable and more vulnerable to market volatility and adverse economic developments than securities of larger companies, but mid-capitalization companies may also underperform the securities of small-capitalization companies because medium capitalization companies are more mature and are subject to slower growth during economic expansion.
- **Dividend Paying Securities Risk.** Securities that pay dividends, as a group, may be out of favor with the market and underperform the overall equity market or stocks of companies that do not pay dividends. In addition, changes in the dividend policies of the companies held by the Fund or the capital resources available for such company's dividend payments may adversely affect the Fund.

- **Investment Risk.** As with all investments, an investment in the Fund is subject to loss. Investors in the Fund could lose money, including the possible loss of the entire principal amount of an investment, over short or long periods of time.
- **Market Risk.** The trading prices of equity securities and other instruments fluctuate in response to a variety of factors, such as economic, financial or political events that impact the entire market, market segments, or specific issuers. The Fund's NAV and market price may fluctuate significantly in response to these and other factors. As a result, an investor could lose money over short or long periods of time. In addition, the respiratory disease caused by a novel coronavirus (COVID-19) has spread globally for over a year, resulting in a global pandemic and major disruption to economies and markets around the world, including the United States. During this time, financial markets have experienced extreme volatility and severe losses, and trading in many instruments has been disrupted or suspended. Liquidity for many instruments has been greatly reduced for periods of time. Although many global economies have begun to re-open as infection and hospitalization rates decline, some economies, including those of countries with limited access to COVID-19 vaccines, have struggled to control the spread of the virus and re-open their economies. As a result, it remains unclear how COVID-19 will impact global markets in the future.
- **Shares of the Fund May Trade at Prices Other Than NAV.** As with all exchange traded funds ("ETFs"), Fund shares may be bought and sold in the secondary market at market prices. The trading prices of the Fund's shares in the secondary market generally differ from the Fund's daily NAV and there may be times when the market price of the shares is more than the NAV (premium) or less than the NAV (discount). This risk is heightened in times of market volatility or periods of steep market declines. Because securities held by the Fund trade on, or have exposure to, foreign exchanges that are closed when the Fund's primary listing exchange is open, the Fund is likely to experience premiums and discounts greater than those of domestic ETFs. Additionally, in stressed market conditions, the market for the Fund's shares may become less liquid in response to deteriorating liquidity in the markets for the Fund's underlying portfolio holdings.
- **Currency Exchange Rate Risk.** Changes in currency exchange rates and the relative value of non-U.S. currencies will affect the value of the Fund's investment and the value of your Fund shares. Currency exchange rates can be very volatile and can change quickly and unpredictably. As a result, the value of an investment in the Fund may also change quickly, unpredictably, and without warning, and you may lose money.
- **Cybersecurity Risk.** The Fund and its service providers may be susceptible to operational and information security risks resulting from a breach in cybersecurity, including cyber-attacks. A breach in cybersecurity, intentional or unintentional, may adversely impact the Fund in many ways, including, but not limited to, disruption of the Fund's operational capacity, loss of proprietary information, theft or corruption of data, denial-of-service attacks on websites or network resources, and the unauthorized release of confidential information. Cyber-attacks affecting the Fund's third-party service providers, market makers, institutional investors authorized to purchase and redeem shares directly from the Funds (*i.e.*, Authorized Participants), or the issuers of securities in which the Fund invests may subject the Fund to many of the same risks associated with direct cybersecurity breaches.
- **Financials Sector Risk.** The Fund currently invests a significant portion of its assets in the financials sector, and therefore, the Fund's performance could be negatively impacted by events affecting this sector. The financials sector includes, for example, banks and financial institutions providing mortgage and mortgage related services. This sector can be significantly affected by, among other things, changes in interest rates, government regulation, the rate of defaults on corporate, consumer and government debt, the availability and cost of capital, and fallout from the housing and sub-prime mortgage crisis.
- **Geographic Investment Risk.** To the extent the Fund invests a significant portion of its assets in securities of companies of a single country or region, it is more likely to be impacted by events or conditions affecting that country or region. Currently, the Fund invests a significant portion of its assets in companies organized in Japan and Europe, although this may change from time to time.
- **Geopolitical Risk.** Some countries and regions in which the Fund invests have experienced security concerns, war, threats of war, aggression and/or conflict, terrorism, economic uncertainty, sanctions or the threat of sanctions, natural and environmental disasters, the spread of infectious illness, widespread disease or other public health issues and/or systemic market dislocations (including due to events outside of such countries or regions) that have led, and in the future may lead, to increased short-term market volatility and may have adverse long-term effects on the U.S. and world economies and markets generally, each of which may negatively impact the Fund's investments.

- **Index and Data Risk.** The Fund is not “actively” managed and seeks to track the price and yield performance, before fees and expenses, of the Index. The Index Provider has the right to make adjustments to the Index or to cease making the Index available without regard to the particular interests of the Fund or its shareholders. If the computers or other facilities of the Index Provider, Index calculation agent, data providers and/or relevant stock exchange malfunction for any reason, calculation and dissemination of Index values may be delayed and trading in Fund shares may be suspended for a period of time. Errors in Index data, Index calculations and/or the construction of the Index may occur from time to time and may not be identified and/or corrected by the Index Provider, Index calculation agent or other applicable party for a period of time or at all, which may have an adverse impact on the Fund and its shareholders. The potential risk of continuing error may be particularly heightened in the case of the Index, which is generally not used as a benchmark by other funds or managers.
- **Industrials Sector Risk.** The Fund currently invests a significant portion of its assets in the industrials sector, and therefore the Fund’s performance could be negatively impacted by events affecting this sector. The industrials sector includes, for example, aerospace and defense, non-residential construction, engineering, machinery, transportation, and commercial and professional services companies. The industrials sector can be significantly affected by, among other things, worldwide economy growth, supply and demand for specific products and services, rapid technological developments, and government regulation.
- **Investment Style Risk.** The Fund invests in the securities included in, or representative of, the Index regardless of their investment merit. The Fund does not attempt to outperform the Index or take defensive positions in declining markets. As a result, the Fund’s performance may be adversely affected by a general decline in the market segments relating to the Index.
- **Issuer-Specific Risk.** Issuer-specific events, including changes in the actual or perceived financial condition of an issuer, can have a negative impact on the value of the Fund.
- **Non-Correlation Risk.** As with all index funds, the performance of the Fund and its Index may differ from each other for a variety of reasons. When markets are volatile, the ability to sell securities at fair value prices may be adversely impacted and may result in additional trading costs and/or increase the Index tracking risk.
- **Non-Diversification Risk.** The Fund is considered to be non-diversified, which means that it may invest more of its assets in the securities of a single issuer or a smaller number of issuers than if it were a diversified fund. To the extent the Fund invests a significant percentage of its assets in a limited number of issuers, the Fund is subject to the risks of investing in those few issuers, and may be more susceptible to a single adverse economic or regulatory occurrence. As a result, changes in the market value of a single security could cause greater fluctuations in the value of Fund shares than would occur in a diversified fund.

Fund Performance

Historical Fund performance, which varies over time, can provide an indication of the risks of investing in the Fund. The bar chart that follows shows the annual total returns of the Fund for each full calendar year since the Fund commenced operations, or the past 10 calendar years, as applicable. The table that follows the bar chart shows the Fund’s average annual total returns, both before and after taxes. This table also shows how the Fund’s performance compares to the Index and that of a relevant broad-based securities index. Index returns do not reflect deductions for fees, expenses or taxes. All returns assume reinvestment of dividends and distributions. The Fund’s past performance (before and after taxes) is not necessarily an indication of how the Fund will perform in the future. Updated performance information for the Fund is available online on the Fund’s website at www.wisdomtree.com.



The Fund’s year-to-date total return as of June 30, 2021 was 7.92%.

Best and Worst Quarter Returns (for the periods reflected in the bar chart above)

	Return	Quarter/Year
Highest Return	15.02%	4Q/2020
Lowest Return	(28.48)%	1Q/2020

After-tax returns are calculated using the highest historical individual federal marginal income tax rates and do not reflect the impact of state and local taxes. Actual after-tax returns depend on your tax situation and may differ from those shown and are not relevant if you hold your shares through tax-deferred arrangements, such as 401(k) plans or individual retirement accounts. In some cases, the return after taxes may exceed the return before taxes due to an assumed tax benefit from any losses on a sale of Fund shares at the end of the measurement period.

Average Annual Total Returns for the periods ending December 31, 2020

WisdomTree International MidCap Dividend Fund	1 Year	5 Years	10 Years
Return Before Taxes Based on NAV	(0.33)%	5.84%	5.36%
Return After Taxes on Distributions	(0.95)%	5.17%	4.59%
Return After Taxes on Distributions and Sale of Fund Shares	0.22%	4.56%	4.15%
WisdomTree International MidCap Dividend Index (Reflects no deduction for fees, expenses or taxes)	0.58%	6.40%	5.72%
MSCI EAFE Mid Cap Index (Reflects no deduction for fees, expenses or taxes)	10.57%	8.33%	6.77%

Management

Investment Adviser and Sub-Adviser

WisdomTree Asset Management, Inc. (“WisdomTree Asset Management” or the “Adviser”) serves as investment adviser to the Fund. Mellon Investments Corporation (the “Sub-Adviser”) serves as sub-adviser to the Fund.

Portfolio Managers

The Fund is managed by the Sub-Adviser’s Equity Index Strategies Portfolio Management team. The individual members of the team jointly and primarily responsible for the day-to-day management of the Fund’s portfolio are described below.

Marlene Walker-Smith, a Director, Head of Equity Index Portfolio Management, has been a portfolio manager of the Fund since October 2020.

David France, CFA, a Vice President, Senior Portfolio Manager and Team Manager, has been a portfolio manager of the Fund since June 2021.

Todd Frysinger, CFA, a Vice President, Senior Portfolio Manager and Team Manager, has been a portfolio manager of the Fund since June 2021.

Vlasta Sheremeta, CFA, a Vice President, Senior Portfolio Manager and Team Manager, has been a portfolio manager of the Fund since June 2021.

Michael Stoll, a Vice President, Senior Portfolio Manager and Team Manager, has been a portfolio manager of the Fund since June 2021.

Buying and Selling Fund Shares

The Fund is an ETF. This means that individual shares of the Fund are listed on a national securities exchange, such as NYSE Arca, and may only be purchased and sold in the secondary market through a broker-dealer at market prices. Because Fund shares trade at market prices rather than NAV, shares may trade at a price greater than NAV (premium) or less than NAV (discount). In addition, an investor may incur costs attributable to the difference between the highest price a buyer is willing to pay to purchase shares (bid) and the lowest price a seller is willing to accept for shares (ask) when buying and selling shares in the secondary market (the “bid/ask spread”). Recent information regarding the Fund, including its NAV, market price, premiums and discounts, and bid/ask spreads, is available on the Fund’s website at www.wisdomtree.com.

The Fund issues and redeems shares at NAV only in large blocks of shares (“Creation Units”), which only certain institutions or large investors (typically market makers or other broker-dealers) may purchase or redeem. The Fund issues and redeems Creation Units in exchange for a portfolio of securities and/or U.S. cash.

Tax Information

The Fund intends to make distributions that may be taxed as ordinary income, qualified dividend income, or capital gains.

Payments to Broker-Dealers and Other Financial Intermediaries

If you purchase shares of the Fund through a broker-dealer or other financial intermediary (such as a bank) (an “Intermediary”), WisdomTree Asset Management or its affiliates may pay Intermediaries for certain activities related to the Fund, including participation in activities that are designed to make Intermediaries more knowledgeable about exchange traded products, including the Fund, or for other activities, such as marketing, educational training or other initiatives related to the sale or promotion of Fund shares. These payments may create a conflict of interest by influencing the Intermediary and your salesperson to recommend the Fund over another investment. Any such arrangements do not result in increased Fund expenses. Ask your salesperson or visit the Intermediary’s website for more information.

WisdomTree International SmallCap Dividend Fund

Investment Objective

The WisdomTree International SmallCap Dividend Fund (the “Fund”) seeks to track the price and yield performance, before fees and expenses, of the WisdomTree International SmallCap Dividend Index (the “Index”).

Fees and Expenses of the Fund

The following table describes the fees and expenses you may pay if you buy, hold and sell shares of the Fund. You may pay other fees, such as brokerage commissions and other fees to financial intermediaries, which are not reflected in the table and example below. The fees are expressed as a percentage of the Fund’s average net assets.

Shareholder Fees (fees paid directly from your investment)	None
Annual Fund Operating Expenses (expenses that you pay each year as a percentage of the value of your investment)	
Management Fees	0.58%
Distribution and/or Service (12b-1) Fees	None
Other Expenses	0.00%
Total Annual Fund Operating Expenses	0.58%

Example

The following example is intended to help retail investors compare the cost of investing in the Fund shares with the cost of investing in other funds. It illustrates the hypothetical expenses that such investors would incur over various periods if they were to invest \$10,000 in the Fund for the time periods indicated and then redeem all of the shares at the end of those periods. This example assumes that the Fund provides a return of 5% a year and that operating expenses remain the same. This example does not include the brokerage commissions that retail investors may pay to buy and sell shares of the Fund. Although your actual costs may be higher or lower, based on these assumptions, your costs would be:

	1 Year	3 Years	5 Years	10 Years
	\$ 59	\$ 186	\$ 324	\$ 726

Portfolio Turnover

The Fund pays transaction costs, such as commissions, when it buys and sells securities (or “turns over” its portfolio). A higher portfolio turnover rate may indicate higher transaction costs and may result in higher taxes when Fund shares are held in a taxable account. These costs, which are not reflected in annual fund operating expenses or in the example, affect the Fund’s performance. During the most recent fiscal year, the Fund’s portfolio turnover rate was 74% of the average value of its portfolio, excluding the value of portfolio securities received or delivered as a result of in-kind creations or redemptions of the Fund’s capital shares.

Principal Investment Strategies of the Fund

The Fund employs a “passive management” – or indexing – investment approach designed to track the performance of the Index. The Fund generally uses a representative sampling strategy to achieve its investment objective, meaning it generally will invest in a sample of the securities in the Index whose risk, return and other characteristics resemble the risk, return and other characteristics of the Index as a whole. Under normal circumstances, at least 95% of the Fund’s total assets (exclusive of collateral held from securities lending) will be invested in component securities of the Index and investments that have economic characteristics that are substantially identical to the economic characteristics of such component securities.

The Index is a fundamentally weighted index that is comprised of the small-capitalization segment of the dividend-paying market in the industrialized world outside the U.S. and Canada. Constituent companies are selected from the WisdomTree International Equity Index, which defines the dividend-paying universe of companies in the industrialized world, excluding Canada and the United States. The Index is comprised of the companies that compose the bottom 25% of the market capitalization of the WisdomTree International Equity Index, as of the annual Index screening date, after the 300 largest companies have been removed. As of June 30, 2021, the Index had a market capitalization range from \$106 million to \$5.8 billion, with an average market capitalization of \$1 billion. To be eligible for inclusion in the Index, a company must meet the following criteria as of the annual Index screening date: (i) incorporation in one of 15 developed European countries (Austria, Belgium, Denmark, Finland,

France, Germany, Ireland, Italy, Netherlands, Norway, Portugal, Spain, Sweden, Switzerland, or the United Kingdom), Israel, Japan, Australia, Hong Kong or Singapore; (ii) payment of at least \$5 million in cash dividends on shares of common stock during the preceding annual cycle; (iii) market capitalization of at least \$100 million; (iv) average daily dollar trading volume of at least \$100,000 for the preceding three months; and (v) trading of at least 250,000 shares per month for each of the preceding six months.

Securities are weighted in the Index based on dividends paid over the prior annual cycle. Companies that pay a greater total dollar amount of dividends are more heavily weighted. To derive a company's initial Index weight, (i) multiply the U.S. dollar value of the company's annual gross dividend per share by the number of common shares outstanding for that company (the "Cash Dividend Factor"); (ii) calculate the Cash Dividend Factor for each company; (iii) add together all of the companies' Cash Dividend Factors; and (iv) divide the company's Cash Dividend Factor by the sum of all Cash Dividend Factors. The maximum weight of any one sector and any one country in the Index, at the time of the Index's annual screening date, is capped at 25% (with the exception of the real estate sector, which is capped at 15%); however, sector and/or country weights may fluctuate above the specified cap in response to market conditions and/or the application of volume factor adjustments. The Index methodology applies a volume factor adjustment to reduce a component security's weight in the Index and reallocate the reduction in weight pro rata among the other securities if, as of the annual Index screening date, a component security no longer meets certain trading volume thresholds.

WisdomTree Investments, Inc. ("WisdomTree Investments"), as Index provider, currently uses Standard & Poor's Global Industry Classification Standards ("S&P GICS") to define companies within a sector. The following sectors are included in the Index: consumer discretionary, consumer staples, energy, financials, health care, industrials, information technology, materials, real estate, communication services, and utilities. A sector is comprised of multiple industries. For example, the energy sector is comprised of companies in, among others, the natural gas, oil and petroleum industries. As of June 30, 2021, companies in the industrials and financials sectors comprised a significant portion of the Index.

To the extent the Index concentrates (*i.e.*, holds 25% or more of its total assets) in the securities of a particular industry or group of industries, the Fund will concentrate its investments to approximately the same extent as the Index.

Principal Risks of Investing in the Fund

You can lose money on your investment in the Fund. The Fund is subject to the risks described below. The risks are generally presented in alphabetical order to facilitate finding particular risks when comparing them with other funds. Each risk summarized below is considered a "principal risk" of investing in the Fund, regardless of the order in which it appears. Some or all of these risks may adversely affect the Fund's net asset value per share ("NAV"), trading price, yield, total return and/or ability to meet its objective. For more information about the risks of investing in the Fund, see the sections in the Fund's Prospectus titled "Additional Principal Risk Information About the Funds" and "Additional Non-Principal Risk Information."

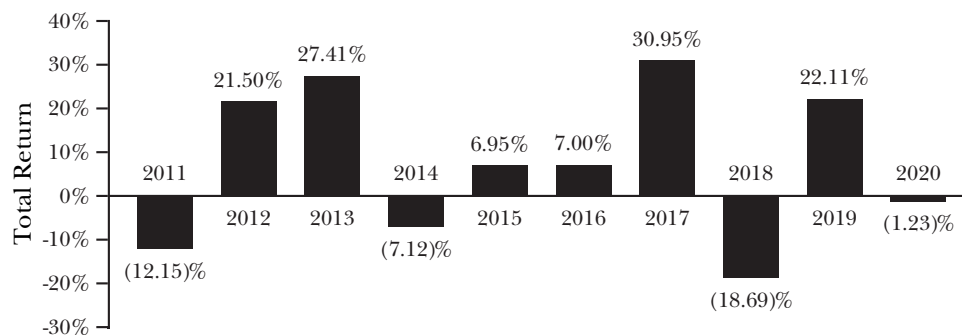
- **Foreign Securities Risk.** Investments in non-U.S. securities involve political, regulatory, and economic risks that may not be present in U.S. securities. For example, investments in non-U.S. securities may be subject to risk of loss due to foreign currency fluctuations, political or economic instability, or geographic events that adversely impact issuers of foreign securities. Investments in non-U.S. securities also may be subject to withholding or other taxes and may be subject to additional trading, settlement, custodial, and operational risks. These and other factors can make investments in the Fund more volatile and potentially less liquid than other types of investments and may be heightened in connection with investments in developing or emerging markets countries.
- **Small-Capitalization Investing Risk.** The Fund invests primarily in the securities of small-capitalization companies. As a result, the Fund may be more volatile than funds that invest in larger, more established companies. The securities of small-capitalization companies generally trade in lower volumes and are subject to greater and more unpredictable price changes than larger capitalization stocks or the stock market as a whole. Small-capitalization companies may be particularly sensitive to adverse economic developments as well as changes in interest rates, government regulation, borrowing costs and earnings.
- **Dividend Paying Securities Risk.** Securities that pay dividends, as a group, may be out of favor with the market and underperform the overall equity market or stocks of companies that do not pay dividends. In addition, changes in the dividend policies of the companies held by the Fund or the capital resources available for such company's dividend payments may adversely affect the Fund.

- **Investment Risk.** As with all investments, an investment in the Fund is subject to loss. Investors in the Fund could lose money, including the possible loss of the entire principal amount of an investment, over short or long periods of time.
- **Market Risk.** The trading prices of equity securities and other instruments fluctuate in response to a variety of factors, such as economic, financial or political events that impact the entire market, market segments, or specific issuers. The Fund's NAV and market price may fluctuate significantly in response to these and other factors. As a result, an investor could lose money over short or long periods of time. In addition, the respiratory disease caused by a novel coronavirus (COVID-19) has spread globally for over a year, resulting in a global pandemic and major disruption to economies and markets around the world, including the United States. During this time, financial markets have experienced extreme volatility and severe losses, and trading in many instruments has been disrupted or suspended. Liquidity for many instruments has been greatly reduced for periods of time. Although many global economies have begun to re-open as infection and hospitalization rates decline, some economies, including those of countries with limited access to COVID-19 vaccines, have struggled to control the spread of the virus and re-open their economies. As a result, it remains unclear how COVID-19 will impact global markets in the future.
- **Shares of the Fund May Trade at Prices Other Than NAV.** As with all exchange traded funds ("ETFs"), Fund shares may be bought and sold in the secondary market at market prices. The trading prices of the Fund's shares in the secondary market generally differ from the Fund's daily NAV and there may be times when the market price of the shares is more than the NAV (premium) or less than the NAV (discount). This risk is heightened in times of market volatility or periods of steep market declines. Because securities held by the Fund trade on, or have exposure to, foreign exchanges that are closed when the Fund's primary listing exchange is open, the Fund is likely to experience premiums and discounts greater than those of domestic ETFs. Additionally, in stressed market conditions, the market for the Fund's shares may become less liquid in response to deteriorating liquidity in the markets for the Fund's underlying portfolio holdings.
- **Currency Exchange Rate Risk.** Changes in currency exchange rates and the relative value of non-U.S. currencies will affect the value of the Fund's investment and the value of your Fund shares. Currency exchange rates can be very volatile and can change quickly and unpredictably. As a result, the value of an investment in the Fund may also change quickly, unpredictably, and without warning, and you may lose money.
- **Cybersecurity Risk.** The Fund and its service providers may be susceptible to operational and information security risks resulting from a breach in cybersecurity, including cyber-attacks. A breach in cybersecurity, intentional or unintentional, may adversely impact the Fund in many ways, including, but not limited to, disruption of the Fund's operational capacity, loss of proprietary information, theft or corruption of data, denial-of-service attacks on websites or network resources, and the unauthorized release of confidential information. Cyber-attacks affecting the Fund's third-party service providers, market makers, institutional investors authorized to purchase and redeem shares directly from the Funds (*i.e.*, Authorized Participants), or the issuers of securities in which the Fund invests may subject the Fund to many of the same risks associated with direct cybersecurity breaches.
- **Financials Sector Risk.** The Fund currently invests a significant portion of its assets in the financials sector, and therefore, the Fund's performance could be negatively impacted by events affecting this sector. The financials sector includes, for example, banks and financial institutions providing mortgage and mortgage related services. This sector can be significantly affected by, among other things, changes in interest rates, government regulation, the rate of defaults on corporate, consumer and government debt, the availability and cost of capital, and fallout from the housing and sub-prime mortgage crisis.
- **Geographic Investment Risk.** To the extent the Fund invests a significant portion of its assets in securities of companies of a single country or region, it is more likely to be impacted by events or conditions affecting that country or region. Currently, the Fund invests a significant portion of its assets in companies organized in Japan and Europe, including the United Kingdom, although this may change from time to time.
- **Geopolitical Risk.** Some countries and regions in which the Fund invests have experienced security concerns, war, threats of war, aggression and/or conflict, terrorism, economic uncertainty, sanctions or the threat of sanctions, natural and environmental disasters, the spread of infectious illness, widespread disease or other public health issues and/or systemic market dislocations (including due to events outside of such countries or regions) that have led, and in the future may lead, to increased short-term market volatility and may have adverse long-term effects on the U.S. and world economies and markets generally, each of which may negatively impact the Fund's investments.

- **Index and Data Risk.** The Fund is not “actively” managed and seeks to track the price and yield performance, before fees and expenses, of the Index. The Index Provider has the right to make adjustments to the Index or to cease making the Index available without regard to the particular interests of the Fund or its shareholders. If the computers or other facilities of the Index Provider, Index calculation agent, data providers and/or relevant stock exchange malfunction for any reason, calculation and dissemination of Index values may be delayed and trading in Fund shares may be suspended for a period of time. Errors in Index data, Index calculations and/or the construction of the Index may occur from time to time and may not be identified and/or corrected by the Index Provider, Index calculation agent or other applicable party for a period of time or at all, which may have an adverse impact on the Fund and its shareholders. The potential risk of continuing error may be particularly heightened in the case of the Index, which is generally not used as a benchmark by other funds or managers.
- **Industrials Sector Risk.** The Fund currently invests a significant portion of its assets in the industrials sector, and therefore the Fund’s performance could be negatively impacted by events affecting this sector. The industrials sector includes, for example, aerospace and defense, non-residential construction, engineering, machinery, transportation, and commercial and professional services companies. The industrials sector can be significantly affected by, among other things, worldwide economy growth, supply and demand for specific products and services, rapid technological developments, and government regulation.
- **Investment Style Risk.** The Fund invests in the securities included in, or representative of, the Index regardless of their investment merit. The Fund does not attempt to outperform the Index or take defensive positions in declining markets. As a result, the Fund’s performance may be adversely affected by a general decline in the market segments relating to the Index.
- **Issuer-Specific Risk.** Issuer-specific events, including changes in the actual or perceived financial condition of an issuer, can have a negative impact on the value of the Fund.
- **Non-Correlation Risk.** As with all index funds, the performance of the Fund and its Index may differ from each other for a variety of reasons. When markets are volatile, the ability to sell securities at fair value prices may be adversely impacted and may result in additional trading costs and/or increase the Index tracking risk.
- **Non-Diversification Risk.** The Fund is considered to be non-diversified, which means that it may invest more of its assets in the securities of a single issuer or a smaller number of issuers than if it were a diversified fund. To the extent the Fund invests a significant percentage of its assets in a limited number of issuers, the Fund is subject to the risks of investing in those few issuers, and may be more susceptible to a single adverse economic or regulatory occurrence. As a result, changes in the market value of a single security could cause greater fluctuations in the value of Fund shares than would occur in a diversified fund.

Fund Performance

Historical Fund performance, which varies over time, can provide an indication of the risks of investing in the Fund. The bar chart that follows shows the annual total returns of the Fund for each full calendar year since the Fund commenced operations, or the past 10 calendar years, as applicable. The table that follows the bar chart shows the Fund’s average annual total returns, both before and after taxes. This table also shows how the Fund’s performance compares to the Index and that of a relevant broad-based securities index. Index returns do not reflect deductions for fees, expenses or taxes. All returns assume reinvestment of dividends and distributions. The Fund’s past performance (before and after taxes) is not necessarily an indication of how the Fund will perform in the future. Updated performance information for the Fund is available online on the Fund’s website at www.wisdomtree.com.



The Fund’s year-to-date total return as of June 30, 2021 was 10.66%.

Best and Worst Quarter Returns (for the periods reflected in the bar chart above)

	Return	Quarter/Year
Highest Return	16.23%	2Q/2020
Lowest Return	(31.83)%	1Q/2020

After-tax returns are calculated using the highest historical individual federal marginal income tax rates and do not reflect the impact of state and local taxes. Actual after-tax returns depend on your tax situation and may differ from those shown and are not relevant if you hold your shares through tax-deferred arrangements, such as 401(k) plans or individual retirement accounts. In some cases, the return after taxes may exceed the return before taxes due to an assumed tax benefit from any losses on a sale of Fund shares at the end of the measurement period.

Average Annual Total Returns for the periods ending December 31, 2020

WisdomTree International SmallCap Dividend Fund	1 Year	5 Years	10 Years
Return Before Taxes Based on NAV	(1.23)%	6.56%	6.38%
Return After Taxes on Distributions	(1.82)%	5.90%	5.62%
Return After Taxes on Distributions and Sale of Fund Shares	(0.29)%	5.20%	5.05%
WisdomTree International SmallCap Dividend Index (Reflects no deduction for fees, expenses or taxes)	0.07%	7.44%	7.03%
MSCI EAFE Small Cap Index (Reflects no deduction for fees, expenses or taxes)	12.34%	9.40%	7.85%

Management

Investment Adviser and Sub-Adviser

WisdomTree Asset Management, Inc. (“WisdomTree Asset Management” or the “Adviser”) serves as investment adviser to the Fund. Mellon Investments Corporation (the “Sub-Adviser”) serves as sub-adviser to the Fund.

Portfolio Managers

The Fund is managed by the Sub-Adviser’s Equity Index Strategies Portfolio Management team. The individual members of the team jointly and primarily responsible for the day-to-day management of the Fund’s portfolio are described below.

Marlene Walker-Smith, a Director, Head of Equity Index Portfolio Management, has been a portfolio manager of the Fund since October 2020.

David France, CFA, a Vice President, Senior Portfolio Manager and Team Manager, has been a portfolio manager of the Fund since June 2021.

Todd Frysinger, CFA, a Vice President, Senior Portfolio Manager and Team Manager, has been a portfolio manager of the Fund since June 2021.

Vlasta Sheremeta, CFA, a Vice President, Senior Portfolio Manager and Team Manager, has been a portfolio manager of the Fund since June 2021.

Michael Stoll, a Vice President, Senior Portfolio Manager and Team Manager, has been a portfolio manager of the Fund since June 2021.

Buying and Selling Fund Shares

The Fund is an ETF. This means that individual shares of the Fund are listed on a national securities exchange, such as NYSE Arca, and may only be purchased and sold in the secondary market through a broker-dealer at market prices. Because Fund shares trade at market prices rather than NAV, shares may trade at a price greater than NAV (premium) or less than NAV (discount). In addition, an investor may incur costs attributable to the difference between the highest price a buyer is willing to pay to purchase shares (bid) and the lowest price a seller is willing to accept for shares (ask) when buying and selling shares in the secondary market (the “bid/ask spread”). Recent information regarding the Fund, including its NAV, market price, premiums and discounts, and bid/ask spreads, is available on the Fund’s website at www.wisdomtree.com.

The Fund issues and redeems shares at NAV only in large blocks of shares (“Creation Units”), which only certain institutions or large investors (typically market makers or other broker-dealers) may purchase or redeem. The Fund issues and redeems Creation Units in exchange for a portfolio of securities and/or U.S. cash.

Tax Information

The Fund intends to make distributions that may be taxed as ordinary income, qualified dividend income, or capital gains.

Payments to Broker-Dealers and Other Financial Intermediaries

If you purchase shares of the Fund through a broker-dealer or other financial intermediary (such as a bank) (an “Intermediary”), WisdomTree Asset Management or its affiliates may pay Intermediaries for certain activities related to the Fund, including participation in activities that are designed to make Intermediaries more knowledgeable about exchange traded products, including the Fund, or for other activities, such as marketing, educational training or other initiatives related to the sale or promotion of Fund shares. These payments may create a conflict of interest by influencing the Intermediary and your salesperson to recommend the Fund over another investment. Any such arrangements do not result in increased Fund expenses. Ask your salesperson or visit the Intermediary’s website for more information.

WisdomTree International Dividend ex-Financials Fund

Investment Objective

The WisdomTree International Dividend ex-Financials Fund (the “Fund”) seeks to track the price and yield performance, before fees and expenses, of the WisdomTree International Dividend ex-Financials Index (the “Index”).

Fees and Expenses of the Fund

The following table describes the fees and expenses you may pay if you buy, hold and sell shares of the Fund. You may pay other fees, such as brokerage commissions and other fees to financial intermediaries, which are not reflected in the table and example below. The fees are expressed as a percentage of the Fund’s average net assets.

Shareholder Fees (fees paid directly from your investment)	None
Annual Fund Operating Expenses (expenses that you pay each year as a percentage of the value of your investment)	
Management Fees	0.58%
Distribution and/or Service (12b-1) Fees	None
Other Expenses	0.00%
Total Annual Fund Operating Expenses	0.58%

Example

The following example is intended to help retail investors compare the cost of investing in the Fund shares with the cost of investing in other funds. It illustrates the hypothetical expenses that such investors would incur over various periods if they were to invest \$10,000 in the Fund for the time periods indicated and then redeem all of the shares at the end of those periods. This example assumes that the Fund provides a return of 5% a year and that operating expenses remain the same. This example does not include the brokerage commissions that retail investors may pay to buy and sell shares of the Fund. Although your actual costs may be higher or lower, based on these assumptions, your costs would be:

	1 Year	3 Years	5 Years	10 Years
	\$ 59	\$ 186	\$ 324	\$ 726

Portfolio Turnover

The Fund pays transaction costs, such as commissions, when it buys and sells securities (or “turns over” its portfolio). A higher portfolio turnover rate may indicate higher transaction costs and may result in higher taxes when Fund shares are held in a taxable account. These costs, which are not reflected in annual fund operating expenses or in the example, affect the Fund’s performance. During the most recent fiscal year, the Fund’s portfolio turnover rate was 61% of the average value of its portfolio, excluding the value of portfolio securities received or delivered as a result of in-kind creations or redemptions of the Fund’s capital shares.

Principal Investment Strategies of the Fund

The Fund employs a “passive management” – or indexing – investment approach designed to track the performance of the Index. The Fund generally uses a representative sampling strategy to achieve its investment objective, meaning it generally will invest in a sample of the securities in the Index whose risk, return and other characteristics resemble the risk, return and other characteristics of the Index as a whole. Under normal circumstances, at least 95% of the Fund’s total assets (exclusive of collateral held from securities lending) will be invested in component securities of the Index and investments that have economic characteristics that are substantially identical to the economic characteristics of such component securities.

The Index is a fundamentally weighted index that is comprised of high dividend-yielding international common stocks outside the financials sector. Constituent companies are selected from the WisdomTree International Equity Index, which defines the dividend-paying universe of companies in the industrialized world, excluding Canada and the United States. The Index is comprised of the 10 highest dividend-yielding companies in each sector except financials, selected from the 300 largest companies by market value within the WisdomTree International Equity Index as of the annual Index screening date. To be eligible for inclusion in the Index, a company must meet the following criteria as of the annual Index screening date: (i) incorporation in one of 15 developed European countries (Austria, Belgium, Denmark, Finland, France, Germany, Ireland, Italy, Netherlands, Norway, Portugal,

Spain, Sweden, Switzerland, or the United Kingdom), Israel, Japan, Australia, Hong Kong or Singapore; (ii) payment of at least \$5 million in cash dividends on shares of common stock during the preceding annual cycle; (iii) market capitalization of at least \$100 million; (iv) average daily dollar trading volume of at least \$100,000 for the preceding three months; and (v) trading of at least 250,000 shares per month for each of the preceding six months.

Components in the Index are weighted by dividend yield at the time of the International Weighting Date (*i.e.*, a component company's weight in the Index is equal to its dividend yield divided by the sum of all the dividend yields for all the component companies in the Index.) A company's dividend yield is determined by dividing the company's dividend per share by its stock price per share. Companies with a higher dividend yield are more heavily weighted. The maximum weight of any one sector and any one country in the Index, at the time of the Index's annual screening date, is capped at 25% (with the exception of the real estate sector, which is capped at 15%); however, sector and/or country weights may fluctuate above the specified cap in response to market conditions and/or the application of volume factor adjustments. The Index methodology applies a volume factor adjustment to reduce a component security's weight in the Index and reallocate the reduction in weight pro rata among the other securities if, as of the annual Index screening date, a component security no longer meets certain trading volume thresholds.

WisdomTree Investments, Inc. ("WisdomTree Investments"), as Index provider, currently uses Standard & Poor's Global Industry Classification Standards ("S&P GICS") to define companies within a sector. The following sectors are included in the Index: consumer discretionary, consumer staples, energy, health care, industrials, information technology, materials, communication services, real estate and utilities. The financials sector is excluded from the Index. A sector is comprised of multiple industries. For example, the energy sector is comprised of companies in, among others, the natural gas, oil and petroleum industries. As of June 30, 2021, companies in the materials sector comprised a significant portion of the Index.

To the extent the Index concentrates (*i.e.*, holds 25% or more of its total assets) in the securities of a particular industry or group of industries, the Fund will concentrate its investments to approximately the same extent as the Index.

Principal Risks of Investing in the Fund

You can lose money on your investment in the Fund. The Fund is subject to the risks described below. The risks are generally presented in alphabetical order to facilitate finding particular risks when comparing them with other funds. Each risk summarized below is considered a "principal risk" of investing in the Fund, regardless of the order in which it appears. Some or all of these risks may adversely affect the Fund's net asset value per share ("NAV"), trading price, yield, total return and/or ability to meet its objective. For more information about the risks of investing in the Fund, see the sections in the Fund's Prospectus titled "Additional Principal Risk Information About the Funds" and "Additional Non-Principal Risk Information."

- **Foreign Securities Risk.** Investments in non-U.S. securities involve political, regulatory, and economic risks that may not be present in U.S. securities. For example, investments in non-U.S. securities may be subject to risk of loss due to foreign currency fluctuations, political or economic instability, or geographic events that adversely impact issuers of foreign securities. Investments in non-U.S. securities also may be subject to withholding or other taxes and may be subject to additional trading, settlement, custodial, and operational risks. These and other factors can make investments in the Fund more volatile and potentially less liquid than other types of investments and may be heightened in connection with investments in developing or emerging markets countries.
- **Dividend Paying Securities Risk.** Securities that pay dividends, as a group, may be out of favor with the market and underperform the overall equity market or stocks of companies that do not pay dividends. In addition, changes in the dividend policies of the companies held by the Fund or the capital resources available for such company's dividend payments may adversely affect the Fund.
- **Investment Risk.** As with all investments, an investment in the Fund is subject to loss. Investors in the Fund could lose money, including the possible loss of the entire principal amount of an investment, over short or long periods of time.
- **Market Risk.** The trading prices of equity securities and other instruments fluctuate in response to a variety of factors, such as economic, financial or political events that impact the entire market, market segments, or specific issuers. The Fund's NAV and market price may fluctuate significantly in response to these and other factors. As a result, an investor could lose money over short or long periods of time. In addition, the respiratory disease caused by a novel coronavirus (COVID-19) has spread globally for over a year, resulting in a global

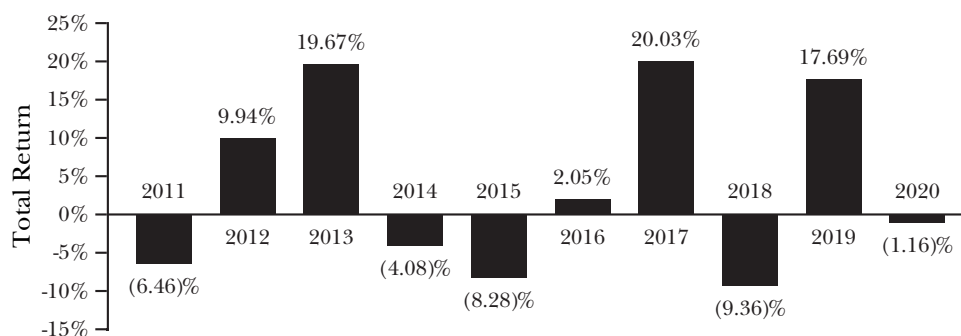
pandemic and major disruption to economies and markets around the world, including the United States. During this time, financial markets have experienced extreme volatility and severe losses, and trading in many instruments has been disrupted or suspended. Liquidity for many instruments has been greatly reduced for periods of time. Although many global economies have begun to re-open as infection and hospitalization rates decline, some economies, including those of countries with limited access to COVID-19 vaccines, have struggled to control the spread of the virus and re-open their economies. As a result, it remains unclear how COVID-19 will impact global markets in the future.

- **Shares of the Fund May Trade at Prices Other Than NAV.** As with all exchange traded funds (“ETFs”), Fund shares may be bought and sold in the secondary market at market prices. The trading prices of the Fund’s shares in the secondary market generally differ from the Fund’s daily NAV and there may be times when the market price of the shares is more than the NAV (premium) or less than the NAV (discount). This risk is heightened in times of market volatility or periods of steep market declines. Because securities held by the Fund trade on, or have exposure to, foreign exchanges that are closed when the Fund’s primary listing exchange is open, the Fund is likely to experience premiums and discounts greater than those of domestic ETFs. Additionally, in stressed market conditions, the market for the Fund’s shares may become less liquid in response to deteriorating liquidity in the markets for the Fund’s underlying portfolio holdings.
- **Currency Exchange Rate Risk.** Changes in currency exchange rates and the relative value of non-U.S. currencies will affect the value of the Fund’s investment and the value of your Fund shares. Currency exchange rates can be very volatile and can change quickly and unpredictably. As a result, the value of an investment in the Fund may also change quickly, unpredictably, and without warning, and you may lose money.
- **Cybersecurity Risk.** The Fund and its service providers may be susceptible to operational and information security risks resulting from a breach in cybersecurity, including cyber-attacks. A breach in cybersecurity, intentional or unintentional, may adversely impact the Fund in many ways, including, but not limited to, disruption of the Fund’s operational capacity, loss of proprietary information, theft or corruption of data, denial-of-service attacks on websites or network resources, and the unauthorized release of confidential information. Cyber-attacks affecting the Fund’s third-party service providers, market makers, institutional investors authorized to purchase and redeem shares directly from the Funds (*i.e.*, Authorized Participants), or the issuers of securities in which the Fund invests may subject the Fund to many of the same risks associated with direct cybersecurity breaches.
- **Geographic Investment Risk.** To the extent the Fund invests a significant portion of its assets in securities of companies of a single country or region, it is more likely to be impacted by events or conditions affecting that country or region. Currently, the Fund invests a significant portion of its assets in companies organized in Europe and Japan, although this may change from time to time.
- **Geopolitical Risk.** Some countries and regions in which the Fund invests have experienced security concerns, war, threats of war, aggression and/or conflict, terrorism, economic uncertainty, sanctions or the threat of sanctions, natural and environmental disasters, the spread of infectious illness, widespread disease or other public health issues and/or systemic market dislocations (including due to events outside of such countries or regions) that have led, and in the future may lead, to increased short-term market volatility and may have adverse long-term effects on the U.S. and world economies and markets generally, each of which may negatively impact the Fund’s investments.
- **Index and Data Risk.** The Fund is not “actively” managed and seeks to track the price and yield performance, before fees and expenses, of the Index. The Index Provider has the right to make adjustments to the Index or to cease making the Index available without regard to the particular interests of the Fund or its shareholders. If the computers or other facilities of the Index Provider, Index calculation agent, data providers and/or relevant stock exchange malfunction for any reason, calculation and dissemination of Index values may be delayed and trading in Fund shares may be suspended for a period of time. Errors in Index data, Index calculations and/or the construction of the Index may occur from time to time and may not be identified and/or corrected by the Index Provider, Index calculation agent or other applicable party for a period of time or at all, which may have an adverse impact on the Fund and its shareholders. The potential risk of continuing error may be particularly heightened in the case of the Index, which is generally not used as a benchmark by other funds or managers.
- **Investment Style Risk.** The Fund invests in the securities included in, or representative of, the Index regardless of their investment merit. The Fund does not attempt to outperform the Index or take defensive positions in declining markets. As a result, the Fund’s performance may be adversely affected by a general decline in the market segments relating to the Index.

- **Issuer-Specific Risk.** Issuer-specific events, including changes in the actual or perceived financial condition of an issuer, can have a negative impact on the value of the Fund.
- **Large-Capitalization Investing Risk.** The Fund may invest in the securities of large-capitalization companies. As a result, the Fund's performance may be adversely affected if securities of these companies underperform securities of smaller capitalization companies or the market as a whole. Large-capitalization companies may adapt more slowly to new competitive challenges and be subject to slower growth during times of economic expansion.
- **Materials Sector Risk.** The Fund currently invests a significant portion of its assets in the basic materials sector. This sector includes, for example, metals and mining, chemicals and forest product companies. This sector can be significantly affected by, among other things, commodity price volatility, demand for basic materials, world economic growth, depletion of natural resources, technological progress, and government regulations.
- **Non-Correlation Risk.** As with all index funds, the performance of the Fund and its Index may differ from each other for a variety of reasons. When markets are volatile, the ability to sell securities at fair value prices may be adversely impacted and may result in additional trading costs and/or increase the Index tracking risk.
- **Non-Diversification Risk.** The Fund is considered to be non-diversified, which means that it may invest more of its assets in the securities of a single issuer or a smaller number of issuers than if it were a diversified fund. To the extent the Fund invests a significant percentage of its assets in a limited number of issuers, the Fund is subject to the risks of investing in those few issuers, and may be more susceptible to a single adverse economic or regulatory occurrence. As a result, changes in the market value of a single security could cause greater fluctuations in the value of Fund shares than would occur in a diversified fund.

Fund Performance

Historical Fund performance, which varies over time, can provide an indication of the risks of investing in the Fund. The bar chart that follows shows the annual total returns of the Fund for each full calendar year since the Fund commenced operations, or the past 10 calendar years, as applicable. The table that follows the bar chart shows the Fund's average annual total returns, both before and after taxes. This table also shows how the Fund's performance compares to the Index and that of a relevant broad-based securities index. Index returns do not reflect deductions for fees, expenses or taxes. All returns assume reinvestment of dividends and distributions. The Fund's past performance (before and after taxes) is not necessarily an indication of how the Fund will perform in the future. Updated performance information for the Fund is available online on the Fund's website at www.wisdomtree.com.



The Fund's year-to-date total return as of June 30, 2021 was 8.74%.

Best and Worst Quarter Returns (for the periods reflected in the bar chart above)

	Return	Quarter/Year
Highest Return	14.37%	3Q/2013
Lowest Return	(25.42)%	1Q/2020

After-tax returns are calculated using the highest historical individual federal marginal income tax rates and do not reflect the impact of state and local taxes. Actual after-tax returns depend on your tax situation and may differ from those shown and are not relevant if you hold your shares through tax-deferred arrangements, such as 401(k) plans or individual retirement accounts. In some cases, the return after taxes may exceed the return before taxes due to an assumed tax benefit from any losses on a sale of Fund shares at the end of the measurement period.

Average Annual Total Returns for the periods ending December 31, 2020

WisdomTree International Dividend ex-Financials Fund	1 Year	5 Years	10 Years
Return Before Taxes Based on NAV	(1.16)%	5.25%	3.41%
Return After Taxes on Distributions	(2.05)%	4.31%	2.45%
Return After Taxes on Distributions and Sale of Fund Shares	(0.16)%	4.04%	2.61%
WisdomTree International Dividend ex-Financials Index (Reflects no deduction for fees, expenses or taxes)	(0.84)%	5.58%	3.67%
MSCI EAFE Value Index (Reflects no deduction for fees, expenses or taxes)	(2.63)%	4.20%	3.37%

Management

Investment Adviser and Sub-Adviser

WisdomTree Asset Management, Inc. (“WisdomTree Asset Management” or the “Adviser”) serves as investment adviser to the Fund. Mellon Investments Corporation (the “Sub-Adviser”) serves as sub-adviser to the Fund.

Portfolio Managers

The Fund is managed by the Sub-Adviser’s Equity Index Strategies Portfolio Management team. The individual members of the team jointly and primarily responsible for the day-to-day management of the Fund’s portfolio are described below.

Marlene Walker-Smith, a Director, Head of Equity Index Portfolio Management, has been a portfolio manager of the Fund since October 2020.

David France, CFA, a Vice President, Senior Portfolio Manager and Team Manager, has been a portfolio manager of the Fund since June 2021.

Todd Frysinger, CFA, a Vice President, Senior Portfolio Manager and Team Manager, has been a portfolio manager of the Fund since June 2021.

Vlasta Sheremeta, CFA, a Vice President, Senior Portfolio Manager and Team Manager, has been a portfolio manager of the Fund since June 2021.

Michael Stoll, a Vice President, Senior Portfolio Manager and Team Manager, has been a portfolio manager of the Fund since June 2021.

Buying and Selling Fund Shares

The Fund is an ETF. This means that individual shares of the Fund are listed on a national securities exchange, such as NYSE Arca, and may only be purchased and sold in the secondary market through a broker-dealer at market prices. Because Fund shares trade at market prices rather than NAV, shares may trade at a price greater than NAV (premium) or less than NAV (discount). In addition, an investor may incur costs attributable to the difference between the highest price a buyer is willing to pay to purchase shares (bid) and the lowest price a seller is willing to accept for shares (ask) when buying and selling shares in the secondary market (the “bid/ask spread”). Recent information regarding the Fund, including its NAV, market price, premiums and discounts, and bid/ask spreads, is available on the Fund’s website at www.wisdomtree.com.

The Fund issues and redeems shares at NAV only in large blocks of shares (“Creation Units”), which only certain institutions or large investors (typically market makers or other broker-dealers) may purchase or redeem. The Fund issues and redeems Creation Units in exchange for a portfolio of securities and/or U.S. cash.

Tax Information

The Fund intends to make distributions that may be taxed as ordinary income, qualified dividend income, or capital gains.

Payments to Broker-Dealers and Other Financial Intermediaries

If you purchase shares of the Fund through a broker-dealer or other financial intermediary (such as a bank) (an “Intermediary”), WisdomTree Asset Management or its affiliates may pay Intermediaries for certain activities related to the Fund, including participation in activities that are designed to make Intermediaries more knowledgeable about exchange traded products, including the Fund, or for other activities, such as marketing, educational

training or other initiatives related to the sale or promotion of Fund shares. These payments may create a conflict of interest by influencing the Intermediary and your salesperson to recommend the Fund over another investment. Any such arrangements do not result in increased Fund expenses. Ask your salesperson or visit the Intermediary's website for more information.

WisdomTree International Quality Dividend Growth Fund

Investment Objective

The WisdomTree International Quality Dividend Growth Fund (the “Fund”) seeks to track the price and yield performance, before fees and expenses, of the WisdomTree International Quality Dividend Growth Index (the “Index”).

Fees and Expenses of the Fund

The following table describes the fees and expenses you may pay if you buy, hold and sell shares of the Fund. You may pay other fees, such as brokerage commissions and other fees to financial intermediaries, which are not reflected in the table and example below. The fees are expressed as a percentage of the Fund’s average net assets.

Shareholder Fees (fees paid directly from your investment)	None
Annual Fund Operating Expenses (expenses that you pay each year as a percentage of the value of your investment)	
Management Fees	0.42%
Distribution and/or Service (12b-1) Fees	None
Other Expenses	0.00%
Total Annual Fund Operating Expenses	0.42%

Example

The following example is intended to help retail investors compare the cost of investing in the Fund shares with the cost of investing in other funds. It illustrates the hypothetical expenses that such investors would incur over various periods if they were to invest \$10,000 in the Fund for the time periods indicated and then redeem all of the shares at the end of those periods. This example assumes that the Fund provides a return of 5% a year and that operating expenses remain the same. This example does not include the brokerage commissions that retail investors may pay to buy and sell shares of the Fund. Although your actual costs may be higher or lower, based on these assumptions, your costs would be:

	1 Year	3 Years	5 Years	10 Years
	\$ 43	\$ 135	\$ 235	\$ 530

Portfolio Turnover

The Fund pays transaction costs, such as commissions, when it buys and sells securities (or “turns over” its portfolio). A higher portfolio turnover rate may indicate higher transaction costs and may result in higher taxes when Fund shares are held in a taxable account. These costs, which are not reflected in annual fund operating expenses or in the example, affect the Fund’s performance. During the most recent fiscal period, the Fund’s portfolio turnover rate was 66% of the average value of its portfolio, excluding the value of portfolio securities received or delivered as a result of in-kind creations or redemptions of the Fund’s capital shares.

Principal Investment Strategies of the Fund

The Fund employs a “passive management” – or indexing – investment approach designed to track the performance of the Index. The Fund generally uses a representative sampling strategy to achieve its investment objective, meaning it generally will invest in a sample of the securities in the Index whose risk, return and other characteristics resemble the risk, return and other characteristics of the Index as a whole. Under normal circumstances, at least 80% of the Fund’s total assets (exclusive of collateral held from securities lending) will be invested in component securities of the Index and investments that have economic characteristics that are substantially identical to the economic characteristics of such component securities.

The Index consists of dividend-paying common stocks with growth characteristics of companies in the industrialized world, excluding Canada and the United States. The Index is generally comprised of the 300 companies in the WisdomTree International Equity Index with the best combined rank of certain growth and quality factors: specifically long-term earnings growth expectations, return on equity, and return on assets. The WisdomTree International Equity Index is a fundamentally weighted index that is comprised of companies that pay regular cash dividends. To be eligible for inclusion in the WisdomTree International Equity Index a company must be incorporated in and list its shares on the major stock exchange in one of 15 developed European countries (Austria, Belgium, Denmark, Finland, France, Germany, Ireland, Italy, Netherlands, Norway, Portugal, Spain,

Sweden, Switzerland, or the United Kingdom), Israel, Japan, Australia, Hong Kong, or Singapore. Currently a significant portion of the Index is comprised of companies organized in Japan and the United Kingdom, although this may change from time to time.

To be eligible for inclusion in the Index, a company must meet the following criteria as of the annual Index screening date: (i) payment of at least \$5 million in cash dividends on common shares during the preceding annual cycle; (ii) market capitalization of at least \$1 billion; (iii) an earnings yield that is greater than its dividend yield; (iv) average daily dollar trading volume of at least \$100,000 for the preceding three months; and (v) trading of at least 250,000 shares per month for each of the preceding six months. Eligible companies are ranked according to a rules-based calculation based on the following three factors, weighted as follows: long-term earnings growth expectations (50%), the historical three-year average return on equity (25%), and the historical three-year average return on assets (25%). The top 300 ranked companies are selected for inclusion in the Index.

Securities are weighted in the Index based on dividends paid over the prior annual cycle. Companies that pay a greater total dollar amount of dividends are more heavily weighted. To derive a company's initial Index weight, (i) *multiply* the U.S. dollar value of the company's annual gross dividend per share by the number of common shares outstanding for that company (the "Cash Dividend Factor"); (ii) calculate the Cash Dividend Factor for each company; (iii) add together all of the companies' Cash Dividend Factors; and (iv) *divide* the company's Cash Dividend Factor by the sum of all Cash Dividend Factors. At the time of the Index's annual screening date, the maximum weight of any security in the Index is capped at 5% and the maximum weight of any one sector or country in the Index is capped at 20% (with the exception of the real estate sector, which is capped at 15%); however, security, sector and country weights may fluctuate above their specified caps in response to market conditions and/or the application of volume factor adjustments. The Index methodology applies a volume factor adjustment to reduce a component security's weight in the Index and reallocate the reduction in weight pro rata among the other securities if, as of the annual Index screening date, a component security no longer meets certain trading volume thresholds.

WisdomTree Investments, Inc. ("WisdomTree Investments"), as Index provider, currently uses Standard & Poor's Global Industry Classification Standards ("S&P GICS") to define companies within a sector. The following sectors are included in the Index: consumer discretionary, consumer staples, energy, financials, health care, industrials, information technology, materials, real estate, communication services, and utilities. A sector is comprised of multiple industries. For example, the energy sector is comprised of companies in, among others, the natural gas, oil and petroleum industries. As of June 30, 2021, companies in the health care and materials sectors comprised a significant portion of the Index.

To the extent the Index concentrates (*i.e.*, holds 25% or more of its total assets) in the securities of a particular industry or group of industries, the Fund will concentrate its investments to approximately the same extent as the Index.

Principal Risks of Investing in the Fund

You can lose money on your investment in the Fund. The Fund is subject to the risks described below. The risks are generally presented in alphabetical order to facilitate finding particular risks when comparing them with other funds. Each risk summarized below is considered a "principal risk" of investing in the Fund, regardless of the order in which it appears. Some or all of these risks may adversely affect the Fund's net asset value per share ("NAV"), trading price, yield, total return and/or ability to meet its objective. For more information about the risks of investing in the Fund, see the sections in the Fund's Prospectus titled "Additional Principal Risk Information About the Funds" and "Additional Non-Principal Risk Information."

- **Foreign Securities Risk.** Investments in non-U.S. securities involve political, regulatory, and economic risks that may not be present in U.S. securities. For example, investments in non-U.S. securities may be subject to risk of loss due to foreign currency fluctuations, political or economic instability, or geographic events that adversely impact issuers of foreign securities. Investments in non-U.S. securities also may be subject to withholding or other taxes and may be subject to additional trading, settlement, custodial, and operational risks. These and other factors can make investments in the Fund more volatile and potentially less liquid than other types of investments and may be heightened in connection with investments in developing or emerging markets countries.
- **Growth Investing Risk.** Growth stocks, as a group, may be out of favor with the market and underperform value stocks or the overall equity market. Growth stocks are generally more sensitive to market movements than other types of stocks primarily because their prices are based heavily on the future expectations of the economy and the stock's issuing company.

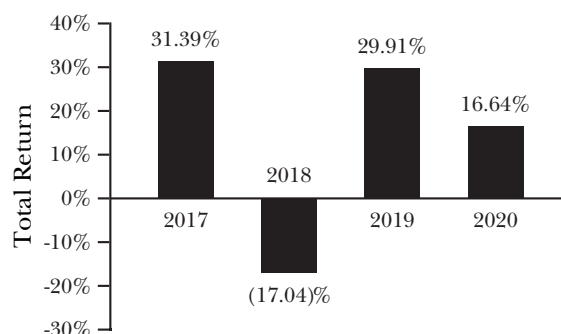
- **Dividend Paying Securities Risk.** Securities that pay dividends, as a group, may be out of favor with the market and underperform the overall equity market or stocks of companies that do not pay dividends. In addition, changes in the dividend policies of the companies held by the Fund or the capital resources available for such company's dividend payments may adversely affect the Fund.
- **Investment Risk.** As with all investments, an investment in the Fund is subject to loss. Investors in the Fund could lose money, including the possible loss of the entire principal amount of an investment, over short or long periods of time.
- **Market Risk.** The trading prices of equity securities and other instruments fluctuate in response to a variety of factors, such as economic, financial or political events that impact the entire market, market segments, or specific issuers. The Fund's NAV and market price may fluctuate significantly in response to these and other factors. As a result, an investor could lose money over short or long periods of time. In addition, the respiratory disease caused by a novel coronavirus (COVID-19) has spread globally for over a year, resulting in a global pandemic and major disruption to economies and markets around the world, including the United States. During this time, financial markets have experienced extreme volatility and severe losses, and trading in many instruments has been disrupted or suspended. Liquidity for many instruments has been greatly reduced for periods of time. Although many global economies have begun to re-open as infection and hospitalization rates decline, some economies, including those of countries with limited access to COVID-19 vaccines, have struggled to control the spread of the virus and re-open their economies. As a result, it remains unclear how COVID-19 will impact global markets in the future.
- **Shares of the Fund May Trade at Prices Other Than NAV.** As with all exchange traded funds ("ETFs"), Fund shares may be bought and sold in the secondary market at market prices. The trading prices of the Fund's shares in the secondary market generally differ from the Fund's daily NAV and there may be times when the market price of the shares is more than the NAV (premium) or less than the NAV (discount). This risk is heightened in times of market volatility or periods of steep market declines. Because securities held by the Fund trade on, or have exposure to, foreign exchanges that are closed when the Fund's primary listing exchange is open, the Fund is likely to experience premiums and discounts greater than those of domestic ETFs. Additionally, in stressed market conditions, the market for the Fund's shares may become less liquid in response to deteriorating liquidity in the markets for the Fund's underlying portfolio holdings.
- **Currency Exchange Rate Risk.** Changes in currency exchange rates and the relative value of foreign currencies will affect the value of the Fund's investment and the value of your Fund shares. Currency exchange rates can be very volatile and can change quickly and unpredictably. As a result, the value of an investment in the Fund may also change quickly, unpredictably, and without warning, and you may lose money.
- **Cybersecurity Risk.** The Fund and its service providers may be susceptible to operational and information security risks resulting from a breach in cybersecurity, including cyber-attacks. A breach in cybersecurity, intentional or unintentional, may adversely impact the Fund in many ways, including, but not limited to, disruption of the Fund's operational capacity, loss of proprietary information, theft or corruption of data, denial-of-service attacks on websites or network resources, and the unauthorized release of confidential information. Cyber-attacks affecting the Fund's third-party service providers, market makers, institutional investors authorized to purchase and redeem shares directly from the Funds (*i.e.*, Authorized Participants), or the issuers of securities in which the Fund invests may subject the Fund to many of the same risks associated with direct cybersecurity breaches.
- **Geographic Investment Risk.** To the extent the Fund invests a significant portion of its assets in securities of companies of a single country or region, it is more likely to be impacted by events or conditions affecting that country or region. Currently, the Fund invests a significant portion of its assets in companies organized in Japan and Europe, particularly the United Kingdom, although this may change from time to time.
- **Geopolitical Risk.** Some countries and regions in which the Fund invests have experienced security concerns, war, threats of war, aggression and/or conflict, terrorism, economic uncertainty, sanctions or the threat of sanctions, natural and environmental disasters, the spread of infectious illness, widespread disease or other public health issues and/or systemic market dislocations (including due to events outside of such countries or regions) that have led, and in the future may lead, to increased short-term market volatility and may have adverse long-term effects on the U.S. and world economies and markets generally, each of which may negatively impact the Fund's investments.

- **Health Care Sector Risk.** The Fund currently invests a significant portion of its assets in the health care sector, and therefore, the Fund’s performance could be negatively impacted by events affecting this sector. The health care sector includes, for example, biotechnology, pharmaceutical, health care facilities, and health care equipment and supply companies. This sector can be significantly affected by, among other things, lapsing patent protection, technological developments that make drugs obsolete, government regulation, price controls, and approvals for drugs.
- **Index and Data Risk.** The Fund is not “actively” managed and seeks to track the price and yield performance, before fees and expenses, of the Index. The Index Provider has the right to make adjustments to the Index or to cease making the Index available without regard to the particular interests of the Fund or its shareholders. If the computers or other facilities of the Index Provider, Index calculation agent, data providers and/or relevant stock exchange malfunction for any reason, calculation and dissemination of Index values may be delayed and trading in Fund shares may be suspended for a period of time. Errors in Index data, Index calculations and/or the construction of the Index may occur from time to time and may not be identified and/or corrected by the Index Provider, Index calculation agent or other applicable party for a period of time or at all, which may have an adverse impact on the Fund and its shareholders. The potential risk of continuing error may be particularly heightened in the case of the Index, which is generally not used as a benchmark by other funds or managers.
- **Investment Style Risk.** The Fund invests in the securities included in, or representative of, the Index regardless of their investment merit. The Fund does not attempt to outperform the Index or take defensive positions in declining markets. As a result, the Fund’s performance may be adversely affected by a general decline in the market segments relating to the Index.
- **Issuer-Specific Risk.** Issuer-specific events, including changes in the actual or perceived financial condition of an issuer, can have a negative impact on the value of the Fund.
- **Large-Capitalization Investing Risk.** The Fund may invest in the securities of large-capitalization companies. As a result, the Fund’s performance may be adversely affected if securities of these companies underperform securities of smaller capitalization companies or the market as a whole. Large-capitalization companies may adapt more slowly to new competitive challenges and be subject to slower growth during times of economic expansion.
- **Materials Sector Risk.** The Fund currently invests a significant portion of its assets in the basic materials sector. This sector includes, for example, metals and mining, chemicals and forest product companies. This sector can be significantly affected by, among other things, commodity price volatility, demand for basic materials, world economic growth, depletion of natural resources, technological progress, and government regulations.
- **Mid-Capitalization Investing Risk.** The Fund may invest in the securities of mid-capitalization companies. As a result, the Fund’s performance may be adversely affected if securities of these companies underperform securities of other capitalization ranges or the market as a whole. Securities of mid-capitalization companies are often less stable and more vulnerable to market volatility and adverse economic developments than securities of larger companies, but mid-capitalization companies may also underperform the securities of small-capitalization companies because medium capitalization companies are more mature and are subject to slower growth during economic expansion.
- **Non-Correlation Risk.** As with all index funds, the performance of the Fund and its Index may differ from each other for a variety of reasons. When markets are volatile, the ability to sell securities at fair value prices may be adversely impacted and may result in additional trading costs and/or increase the Index tracking risk.
- **Non-Diversification Risk.** The Fund is considered to be non-diversified, which means that it may invest more of its assets in the securities of a single issuer or a smaller number of issuers than if it were a diversified fund. To the extent the Fund invests a significant percentage of its assets in a limited number of issuers, the Fund is subject to the risks of investing in those few issuers, and may be more susceptible to a single adverse economic or regulatory occurrence. As a result, changes in the market value of a single security could cause greater fluctuations in the value of Fund shares than would occur in a diversified fund.

Fund Performance

Historical Fund performance, which varies over time, can provide an indication of the risks of investing in the Fund. The bar chart that follows shows the annual total returns of the Fund for each full calendar year since the Fund commenced operations, or the past 10 calendar years, as applicable. The table that follows the bar chart shows the Fund’s average annual total returns, both before and after taxes. This table also shows how the Fund’s

performance compares to the Index and that of a relevant broad-based securities index. Index returns do not reflect deductions for fees, expenses or taxes. All returns assume reinvestment of dividends and distributions. The Fund's past performance (before and after taxes) is not necessarily an indication of how the Fund will perform in the future. Updated performance information for the Fund is available online on the Fund's website at www.wisdomtree.com.



The Fund's year-to-date total return as of June 30, 2021 was 9.97%.

Best and Worst Quarter Returns (for the periods reflected in the bar chart above)

	Return	Quarter/Year
Highest Return	16.72%	2Q/2020
Lowest Return	(18.58)%	1Q/2020

After-tax returns are calculated using the highest historical individual federal marginal income tax rates and do not reflect the impact of state and local taxes. Actual after-tax returns depend on your tax situation and may differ from those shown and are not relevant if you hold your shares through tax-deferred arrangements, such as 401(k) plans or individual retirement accounts. In some cases, the return after taxes may exceed the return before taxes due to an assumed tax benefit from any losses on a sale of Fund shares at the end of the measurement period.

Average Annual Total Returns for the periods ending December 31, 2020

WisdomTree International Quality Dividend Growth Fund	1 Year	Since Inception April 7, 2016
Return Before Taxes Based on NAV	16.64%	10.53%
Return After Taxes on Distributions	16.24%	10.17%
Return After Taxes on Distributions and Sale of Fund Shares	10.25%	8.38%
WisdomTree International Quality Dividend Growth Index (Reflects no deduction for fees, expenses or taxes)	16.97%	10.90%
MSCI EAFE Index (Reflects no deduction for fees, expenses or taxes)	7.82%	9.18%

Management

Investment Adviser and Sub-Adviser

WisdomTree Asset Management, Inc. ("WisdomTree Asset Management" or the "Adviser") serves as investment adviser to the Fund. Mellon Investments Corporation (the "Sub-Adviser") serves as sub-adviser to the Fund.

Portfolio Managers

The Fund is managed by the Sub-Adviser's Equity Index Strategies Portfolio Management team. The individual members of the team jointly and primarily responsible for the day-to-day management of the Fund's portfolio are described below.

Marlene Walker-Smith, a Director, Head of Equity Index Portfolio Management, has been a portfolio manager of the Fund since October 2020.

David France, CFA, a Vice President, Senior Portfolio Manager and Team Manager, has been a portfolio manager of the Fund since June 2021.

Todd Frysinger, CFA, a Vice President, Senior Portfolio Manager and Team Manager, has been a portfolio manager of the Fund since June 2021.

Vlasta Sheremeta, CFA, a Vice President, Senior Portfolio Manager and Team Manager, has been a portfolio manager of the Fund since June 2021.

Michael Stoll, a Vice President, Senior Portfolio Manager and Team Manager, has been a portfolio manager of the Fund since June 2021.

Buying and Selling Fund Shares

The Fund is an ETF. This means that individual shares of the Fund are listed on a national securities exchange, such as Cboe BZX Exchange, Inc., and may only be purchased and sold in the secondary market through a broker-dealer at market prices. Because Fund shares trade at market prices rather than NAV, shares may trade at a price greater than NAV (premium) or less than NAV (discount). In addition, an investor may incur costs attributable to the difference between the highest price a buyer is willing to pay to purchase shares (bid) and the lowest price a seller is willing to accept for shares (ask) when buying and selling shares in the secondary market (the “bid/ask spread”). Recent information regarding the Fund, including its NAV, market price, premiums and discounts, and bid/ask spreads, is available on the Fund’s website at www.wisdomtree.com.

The Fund issues and redeems shares at NAV only in large blocks of shares (“Creation Units”), which only certain institutions or large investors (typically market makers or other broker-dealers) may purchase or redeem. The Fund issues and redeems Creation Units in exchange for a portfolio of securities and/or U.S. cash.

Tax Information

The Fund intends to make distributions that may be taxed as ordinary income, qualified dividend income, or capital gains.

Payments to Broker-Dealers and Other Financial Intermediaries

If you purchase shares of the Fund through a broker-dealer or other financial intermediary (such as a bank) (an “Intermediary”), WisdomTree Asset Management or its affiliates may pay Intermediaries for certain activities related to the Fund, including participation in activities that are designed to make Intermediaries more knowledgeable about exchange traded products, including the Fund, or for other activities, such as marketing, educational training or other initiatives related to the sale or promotion of Fund shares. These payments may create a conflict of interest by influencing the Intermediary and your salesperson to recommend the Fund over another investment. Any such arrangements do not result in increased Fund expenses. Ask your salesperson or visit the Intermediary’s website for more information.

WisdomTree International Multifactor Fund

Investment Objective

The WisdomTree International Multifactor Fund (the “Fund”) seeks capital appreciation.

Fees and Expenses of the Fund

The following table describes the fees and expenses you may pay if you buy, hold and sell shares of the Fund. You may pay other fees, such as brokerage commissions and other fees to financial intermediaries, which are not reflected in the table and example below. The fees are expressed as a percentage of the Fund’s average net assets.

Shareholder Fees (fees paid directly from your investment)	None
Annual Fund Operating Expenses (expenses that you pay each year as a percentage of the value of your investment)	
Management Fees	0.38%
Distribution and/or Service (12b-1) Fees	None
Other Expenses	0.00%
Total Annual Fund Operating Expenses	0.38%

Example

The following example is intended to help retail investors compare the cost of investing in the Fund shares with the cost of investing in other funds. It illustrates the hypothetical expenses that such investors would incur over various periods if they were to invest \$10,000 in the Fund for the time periods indicated and then redeem all of the shares at the end of those periods. This example assumes that the Fund provides a return of 5% a year and that operating expenses remain the same. This example does not include the brokerage commissions that retail investors may pay to buy and sell shares of the Fund. Although your actual costs may be higher or lower, based on these assumptions, your costs would be:

	1 Year	3 Years	5 Years	10 Years
	\$ 39	\$ 122	\$ 213	\$ 480

Portfolio Turnover

The Fund pays transaction costs, such as commissions, when it buys and sells securities (or “turns over” its portfolio). A higher portfolio turnover rate may indicate higher transaction costs and may result in higher taxes when Fund shares are held in a taxable account. These costs, which are not reflected in annual fund operating expenses or in the example, affect the Fund’s performance. During the most recent fiscal period, the Fund’s portfolio turnover rate was 123% of the average value of its portfolio, excluding the value of portfolio securities received or delivered as a result of in-kind creations or redemptions of the Fund’s capital shares.

Principal Investment Strategies of the Fund

The Fund, an exchange traded fund (“ETF”), is actively managed using a model-based approach.

The Fund seeks to achieve its investment objective by investing primarily in equity securities of developed markets, excluding the United States and Canada, that exhibit certain characteristics that the investment adviser, WisdomTree Asset Management, Inc. (“WisdomTree”), believes to be indicative of positive future returns based on a model developed by WisdomTree. WisdomTree seeks to identify equity securities of developed countries, excluding the United States and Canada, that have the highest potential for returns based on proprietary measures of fundamental factors, such as value and quality, and technical factors, such as momentum and correlation. WisdomTree employs a quantitative model to identify which securities the Fund might purchase and sell and opportune times for purchases and sales. At a minimum, the Fund’s portfolio will be rebalanced quarterly according to WisdomTree’s quantitative model, although a more active approach may be taken depending on such factors as market conditions and investment opportunities, and the number of holdings in the Fund may vary.

WisdomTree seeks to manage the Fund’s currency risk by dynamically hedging currency fluctuations in the relative value of the applicable foreign currencies against the U.S. dollar, ranging from a 0% to 100% hedge. The hedge ratios on such foreign currencies are adjusted as frequently as weekly utilizing signals such as interest rate differentials, momentum, and value. The Fund uses forward currency contracts and/or futures contracts to the extent foreign currencies are hedged.

Under normal circumstances, the Fund will invest at least 80% of its net assets in equity securities of developed markets, excluding the United States and Canada. The Fund generally expects to invest in large and mid-capitalization companies, but the Fund may also invest in small-capitalization companies.

WisdomTree uses Standard & Poor's Global Industry Classification Standards ("S&P GICS") to define companies within a sector. The following sectors are included in the Fund: consumer discretionary, consumer staples, energy, financials, health care, industrials, information technology, materials, real estate, communication services, and utilities. A sector is comprised of multiple industries. For example, the energy sector is comprised of companies in, among others, the natural gas, oil and petroleum industries. As of June 30, 2021, companies in the financials sector comprised a significant portion of the Fund.

Principal Risks of Investing in the Fund

You can lose money on your investment in the Fund. The Fund is subject to the risks described below. The risks are generally presented in alphabetical order to facilitate finding particular risks when comparing them with other funds. Each risk summarized below is considered a "principal risk" of investing in the Fund, regardless of the order in which it appears. Some or all of these risks may adversely affect the Fund's net asset value per share ("NAV"), trading price, yield, total return and/or ability to meet its objective. For more information about the risks of investing in the Fund, see the sections in the Fund's Prospectus titled "Additional Principal Risk Information About the Funds" and "Additional Non-Principal Risk Information."

- **Foreign Securities Risk.** Investments in non-U.S. securities involve political, regulatory, and economic risks that may not be present in U.S. securities. For example, investments in non-U.S. securities may be subject to risk of loss due to foreign currency fluctuations, political or economic instability, or geographic events that adversely impact issuers of foreign securities. Investments in non-U.S. securities also may be subject to withholding or other taxes and may be subject to additional trading, settlement, custodial, and operational risks. These and other factors can make investments in the Fund more volatile and potentially less liquid than other types of investments and may be heightened in connection with investments in developing or emerging markets countries.
- **Investment Risk.** As with all investments, an investment in the Fund is subject to loss. Investors in the Fund could lose money, including the possible loss of the entire principal amount of an investment, over short or long periods of time.
- **Market Risk.** The trading prices of equity securities and other instruments fluctuate in response to a variety of factors, such as economic, financial or political events that impact the entire market, market segments, or specific issuers. The Fund's NAV and market price may fluctuate significantly in response to these and other factors. As a result, an investor could lose money over short or long periods of time. In addition, the respiratory disease caused by a novel coronavirus (COVID-19) has spread globally for over a year, resulting in a global pandemic and major disruption to economies and markets around the world, including the United States. During this time, financial markets have experienced extreme volatility and severe losses, and trading in many instruments has been disrupted or suspended. Liquidity for many instruments has been greatly reduced for periods of time. Although many global economies have begun to re-open as infection and hospitalization rates decline, some economies, including those of countries with limited access to COVID-19 vaccines, have struggled to control the spread of the virus and re-open their economies. As a result, it remains unclear how COVID-19 will impact global markets in the future.
- **Shares of the Fund May Trade at Prices Other Than NAV.** As with all exchange traded funds ("ETFs"), Fund shares may be bought and sold in the secondary market at market prices. The trading prices of the Fund's shares in the secondary market generally differ from the Fund's daily NAV and there may be times when the market price of the shares is more than the NAV (premium) or less than the NAV (discount). This risk is heightened in times of market volatility or periods of steep market declines. Because securities held by the Fund trade on, or have exposure to, foreign exchanges that are closed when the Fund's primary listing exchange is open, the Fund is likely to experience premiums and discounts greater than those of domestic ETFs. Additionally, in stressed market conditions, the market for the Fund's shares may become less liquid in response to deteriorating liquidity in the markets for the Fund's underlying portfolio holdings.
- **Active Management Risk.** The Fund is actively managed using proprietary investment strategies and processes. There can be no guarantee that these strategies and processes will be successful or that the Fund will achieve its investment objective.

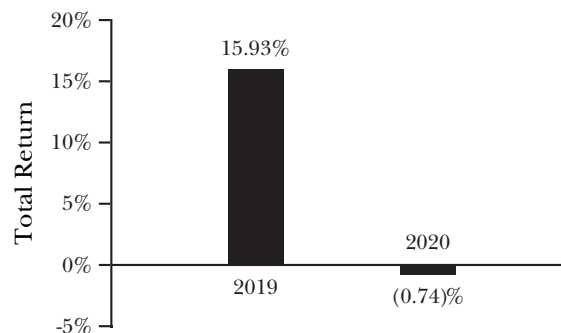
- **Currency Exchange Rate Risk.** The Fund's strategies associated with currency hedging may not be successful. Further, in order to minimize transaction costs, or for other reasons, the Fund's exposure to the non-U.S. currencies may not be hedged to the extent indicated by any or all of the quantitative signals. Currency exchange rates can be very volatile and can change quickly and unpredictably. As a result, the value of an investment in the Fund may also change quickly, unpredictably, and without warning, and you may lose money.
- **Cybersecurity Risk.** The Fund and its service providers may be susceptible to operational and information security risks resulting from a breach in cybersecurity, including cyber-attacks. A breach in cybersecurity, intentional or unintentional, may adversely impact the Fund in many ways, including, but not limited to, disruption of the Fund's operational capacity, loss of proprietary information, theft or corruption of data, denial-of-service attacks on websites or network resources, and the unauthorized release of confidential information. Cyber-attacks affecting the Fund's third-party service providers, market makers, institutional investors authorized to purchase and redeem shares directly from the Funds (*i.e.*, Authorized Participants), or the issuers of securities in which the Fund invests may subject the Fund to many of the same risks associated with direct cybersecurity breaches.
- **Derivatives Risk.** The Fund may invest in derivatives. Derivatives are financial instruments that derive their performance from an underlying reference asset, such as a currency exchange rate. The return on a derivative instrument may not correlate with the return of its underlying reference asset. Derivatives are subject to a number of risks described elsewhere in the Fund's Prospectus, such as market risk and issuer-specific risk. Derivatives can be volatile and may be less liquid than other securities. As a result, the value of an investment in the Fund may change quickly and without warning and you may lose money. In addition to the other risks associated with the use of derivatives described elsewhere in this Prospectus, there are risks associated with the Fund's use of forward currency contracts and/or futures contracts. With respect to forward currency contracts, these risks include but are not limited to the risk that the counterparty will default on its obligations. With respect to futures contracts, these risks include but are not limited to: (1) the success of the adviser's and sub-adviser's ability to predict movements in the prices of individual currencies or securities, fluctuations in markets and movements in interest rates; (2) an imperfect or no correlation between the changes in market value of the currencies or securities and the prices of futures contracts; and (3) no guarantee that an active market will exist for the futures contracts at any particular time.
- **Financials Sector Risk.** The Fund currently invests a significant portion of its assets in the financials sector, and therefore, the Fund's performance could be negatively impacted by events affecting this sector. The financials sector includes, for example, banks and financial institutions providing mortgage and mortgage related services. This sector can be significantly affected by, among other things, changes in interest rates, government regulation, the rate of defaults on corporate, consumer and government debt, the availability and cost of capital, and fallout from the housing and sub-prime mortgage crisis.
- **Geographic Investment Risk.** To the extent the Fund invests a significant portion of its assets in securities of companies of a single country or region, it is more likely to be impacted by events or conditions affecting that country or region. Currently, the Fund invests a significant portion of its assets in companies organized in Japan, although this may change from time to time.
- **Geopolitical Risk.** Some countries and regions in which the Fund invests have experienced security concerns, war, threats of war, aggression and/or conflict, terrorism, economic uncertainty, sanctions or the threat of sanctions, natural and environmental disasters, the spread of infectious illness, widespread disease or other public health issues and/or systemic market dislocations (including due to events outside of such countries or regions) that have led, and in the future may lead, to increased short-term market volatility and may have adverse long-term effects on the U.S. and world economies and markets generally, each of which may negatively impact the Fund's investments.
- **Hedging Risk.** Derivatives used by the Fund to offset its exposure to foreign currencies may not perform as intended. There can be no assurance that the Fund's hedging transactions will be effective. The value of an investment in the Fund could be significantly and negatively impacted if foreign currencies appreciate at the same time that the value of the Fund's equity holdings fall.
- **Issuer-Specific Risk.** Issuer-specific events, including changes in the actual or perceived financial condition of an issuer, can have a negative impact on the value of the Fund.
- **Large-Capitalization Investing Risk.** The Fund may invest in the securities of large-capitalization companies. As a result, the Fund's performance may be adversely affected if securities of these companies underperform

securities of smaller capitalization companies or the market as a whole. Large-capitalization companies may adapt more slowly to new competitive challenges and be subject to slower growth during times of economic expansion.

- **Mid-Capitalization Investing Risk.** The Fund may invest in the securities of mid-capitalization companies. As a result, the Fund's performance may be adversely affected if securities of these companies underperform securities of other capitalization ranges or the market as a whole. Securities of mid-capitalization companies are often less stable and more vulnerable to market volatility and adverse economic developments than securities of larger companies, but mid-capitalization companies may also underperform the securities of small-capitalization companies because medium capitalization companies are more mature and are subject to slower growth during economic expansion.
- **Models and Data Risk.** While the Fund is actively managed, the Fund's investment process is expected to be heavily dependent on quantitative models and the models may not perform as intended. Errors in data used in the models may occur from time to time and may not be identified and/or corrected, which may have an adverse impact on the Fund and its shareholders.
- **Non-Diversification Risk.** The Fund is considered to be non-diversified, which means that it may invest more of its assets in the securities of a single issuer or a smaller number of issuers than if it were a diversified fund. To the extent the Fund invests a significant percentage of its assets in a limited number of issuers, the Fund is subject to the risks of investing in those few issuers, and may be more susceptible to a single adverse economic or regulatory occurrence. As a result, changes in the market value of a single security could cause greater fluctuations in the value of Fund shares than would occur in a diversified fund.
- **Portfolio Turnover Risk.** The Fund's investment strategy may result in a high portfolio turnover rate. Higher portfolio turnover may result in the Fund paying higher levels of transaction costs and the distribution of additional capital gains, which generate greater tax liabilities for shareholders. These factors may negatively affect the Fund's performance.
- **Small-Capitalization Investing Risk.** The Fund may invest in the securities of small-capitalization companies. As a result, the Fund may be more volatile than funds that invest in larger, more established companies. The securities of small-capitalization companies generally trade in lower volumes and are subject to greater and more unpredictable price changes than larger capitalization stocks or the stock market as a whole. Small-capitalization companies may be particularly sensitive to adverse economic developments as well as changes in interest rates, government regulation, borrowing costs and earnings.

Fund Performance

Historical Fund performance, which varies over time, can provide an indication of the risks of investing in the Fund. The bar chart that follows shows the annual total returns of the Fund for each full calendar year since the Fund commenced operations, or the past 10 calendar years, as applicable. The table that follows the bar chart shows the Fund's average annual total returns, both before and after taxes. This table also shows how the Fund's performance compares to that of a relevant broad-based securities index. In addition, performance is shown for another index that also represents the asset class in which the Fund invests. Index returns do not reflect deductions for fees, expenses or taxes. All returns assume reinvestment of dividends and distributions. The Fund's past performance (before and after taxes) is not necessarily an indication of how the Fund will perform in the future. Updated performance information for the Fund is available online on the Fund's website at www.wisdomtree.com.



The Fund's year-to-date total return as of June 30, 2021 was 7.59%.

Best and Worst Quarter Returns (for the periods reflected in the bar chart above)

	Return	Quarter/Year
Highest Return	11.58%	2Q/2020
Lowest Return	(18.06)%	1Q/2020

After-tax returns are calculated using the highest historical individual federal marginal income tax rates and do not reflect the impact of state and local taxes. Actual after-tax returns depend on your tax situation and may differ from those shown and are not relevant if you hold your shares through tax-deferred arrangements, such as 401(k) plans or individual retirement accounts. In some cases, the return after taxes may exceed the return before taxes due to an assumed tax benefit from any losses on a sale of Fund shares at the end of the measurement period.

Average Annual Total Returns for the periods ending December 31, 2020

WisdomTree International Multifactor Fund	1 Year	Since Inception August 10, 2018
Return Before Taxes Based on NAV	(0.74)%	2.68%
Return After Taxes on Distributions	(1.08)%	2.26%
Return After Taxes on Distributions and Sale of Fund Shares	0.05%	2.21%
MSCI EAFE Local Currency Index (Reflects no deduction for fees, expenses or taxes)	0.84%	3.65%
MSCI EAFE Index (Reflects no deduction for fees, expenses or taxes)	7.82%	6.74%

Management

Investment Adviser and Sub-Adviser

WisdomTree Asset Management, Inc. (“WisdomTree Asset Management” or the “Adviser”) serves as investment adviser to the Fund. Mellon Investments Corporation (the “Sub-Adviser”) serves as sub-adviser to the Fund.

Portfolio Managers

The Fund is managed by the Sub-Adviser’s Equity Index Strategies Portfolio Management team. The individual members of the team jointly and primarily responsible for the day-to-day management of the Fund’s portfolio are described below.

Marlene Walker-Smith, a Director, Head of Equity Index Portfolio Management, has been a portfolio manager of the Fund since October 2020.

David France, CFA, a Vice President, Senior Portfolio Manager and Team Manager, has been a portfolio manager of the Fund since June 2021.

Todd Frysinger, CFA, a Vice President, Senior Portfolio Manager and Team Manager, has been a portfolio manager of the Fund since June 2021.

Vlasta Sheremeta, CFA, a Vice President, Senior Portfolio Manager and Team Manager, has been a portfolio manager of the Fund since June 2021.

Michael Stoll, a Vice President, Senior Portfolio Manager and Team Manager, has been a portfolio manager of the Fund since June 2021.

Buying and Selling Fund Shares

The Fund is an ETF. This means that individual shares of the Fund are listed on a national securities exchange, such as NYSE Arca, and may only be purchased and sold in the secondary market through a broker-dealer at market prices. Because Fund shares trade at market prices rather than NAV, shares may trade at a price greater than NAV (premium) or less than NAV (discount). In addition, an investor may incur costs attributable to the difference between the highest price a buyer is willing to pay to purchase shares (bid) and the lowest price a seller is willing to accept for shares (ask) when buying and selling shares in the secondary market (the “bid/ask spread”). Recent information regarding the Fund, including its NAV, market price, premiums and discounts, and bid/ask spreads, is available on the Fund’s website at www.wisdomtree.com.

The Fund issues and redeems shares at NAV only in large blocks of shares (“Creation Units”), which only certain institutions or large investors (typically market makers or other broker-dealers) may purchase or redeem. The Fund issues and redeems Creation Units in exchange for a portfolio of securities and/or U.S. cash.

Tax Information

The Fund intends to make distributions that may be taxed as ordinary income, qualified dividend income, or capital gains.

Payments to Broker-Dealers and Other Financial Intermediaries

If you purchase shares of the Fund through a broker-dealer or other financial intermediary (such as a bank) (an “Intermediary”), WisdomTree Asset Management or its affiliates may pay Intermediaries for certain activities related to the Fund, including participation in activities that are designed to make Intermediaries more knowledgeable about exchange traded products, including the Fund, or for other activities, such as marketing, educational training or other initiatives related to the sale or promotion of Fund shares. These payments may create a conflict of interest by influencing the Intermediary and your salesperson to recommend the Fund over another investment. Any such arrangements do not result in increased Fund expenses. Ask your salesperson or visit the Intermediary’s website for more information.

WisdomTree Europe Quality Dividend Growth Fund

Investment Objective

The WisdomTree Europe Quality Dividend Growth Fund (the “Fund”) seeks to track the price and yield performance, before fees and expenses, of the WisdomTree Europe Quality Dividend Growth Index (the “Index”).

Fees and Expenses of the Fund

The following table describes the fees and expenses you may pay if you buy, hold and sell shares of the Fund. You may pay other fees, such as brokerage commissions and other fees to financial intermediaries, which are not reflected in the table and example below. The fees are expressed as a percentage of the Fund’s average net assets.

Shareholder Fees (fees paid directly from your investment)	None
Annual Fund Operating Expenses (expenses that you pay each year as a percentage of the value of your investment)	
Management Fees	0.58%
Distribution and/or Service (12b-1) Fees	None
Other Expenses	0.00%
Total Annual Fund Operating Expenses	0.58%

Example

The following example is intended to help retail investors compare the cost of investing in the Fund shares with the cost of investing in other funds. It illustrates the hypothetical expenses that such investors would incur over various periods if they were to invest \$10,000 in the Fund for the time periods indicated and then redeem all of the shares at the end of those periods. This example assumes that the Fund provides a return of 5% a year and that operating expenses remain the same. This example does not include the brokerage commissions that retail investors may pay to buy and sell shares of the Fund. Although your actual costs may be higher or lower, based on these assumptions, your costs would be:

	1 Year	3 Years	5 Years	10 Years
	\$ 59	\$ 186	\$ 324	\$ 726

Portfolio Turnover

The Fund pays transaction costs, such as commissions, when it buys and sells securities (or “turns over” its portfolio). A higher portfolio turnover rate may indicate higher transaction costs and may result in higher taxes when Fund shares are held in a taxable account. These costs, which are not reflected in annual fund operating expenses or in the example, affect the Fund’s performance. During the most recent fiscal year, the Fund’s portfolio turnover rate was 61% of the average value of its portfolio, excluding the value of portfolio securities received or delivered as a result of in-kind creations or redemptions of the Fund’s capital shares.

Principal Investment Strategies of the Fund

The Fund employs a “passive management” – or indexing – investment approach designed to track the performance of the Index. The Fund generally uses a representative sampling strategy to achieve its investment objective, meaning it generally will invest in a sample of the securities in the Index whose risk, return and other characteristics resemble the risk, return and other characteristics of the Index as a whole. Under normal circumstances, at least 80% of the Fund’s total assets (exclusive of collateral held from securities lending) will be invested in component securities of the Index and investments that have economic characteristics that are substantially identical to the economic characteristics of such component securities.

The Index consists of dividend-paying common stocks of companies with growth characteristics that are incorporated and listed on a stock exchange in one of the following countries: Austria, Belgium, Denmark, Finland, France, Germany, Ireland, Italy, Netherlands, Norway, Portugal, Spain, Sweden, Switzerland or the United Kingdom. Currently a significant portion of the Index is comprised of companies organized in the United Kingdom, France, and Germany, although this may change from time to time. The Index is a fundamentally weighted index that is generally comprised of the 300 companies with the best combined rank of certain growth and quality factors: specifically long-term earnings growth expectations, return on equity, and return on assets. To be eligible for inclusion in the Index, a company must meet the following criteria as of the annual Index screening date: (i) payment of at least \$5 million in cash dividends on common shares during the preceding annual cycle; (ii)

market capitalization of at least \$1 billion; (iii) average daily dollar trading volume of at least \$200,000 for each of the preceding three months; (iv) trading of at least 250,000 shares per month for each of the preceding six months; and (v) an earnings yield greater than the dividend yield.

Securities are weighted in the Index based on dividends paid over the prior annual cycle. Companies that pay a greater total dollar amount of dividends are more heavily weighted. To derive a company's initial Index weight, (i) *multiply* the U.S. dollar value of the company's annual gross dividend per share by the number of common shares outstanding for that company (the "Cash Dividend Factor"); (ii) calculate the Cash Dividend Factor for each company; (iii) add together all of the companies' Cash Dividend Factors; and (iv) *divide* the company's Cash Dividend Factor by the sum of all Cash Dividend Factors. At the time of the Index's annual screening date, the maximum weight of any security in the Index is capped at 5% and the maximum weight of any one sector or country in the Index is capped at 20% and 25%, respectively (with the exception of the real estate sector, which is capped at 15%); however, security, sector and/or country weights may fluctuate above the specified cap in response to market conditions and/or the application of volume factor adjustments. The Index methodology applies a volume factor adjustment to reduce a component security's weight in the Index and reallocate the reduction in weight pro rata among the other securities if, as of the annual Index screening date, a component security no longer meets certain trading volume thresholds.

WisdomTree Investments, Inc. ("WisdomTree Investments"), as Index provider, currently uses Standard & Poor's Global Industry Classification Standards ("S&P GICS") to define companies within a sector. The following sectors are included in the Index: consumer discretionary, consumer staples, energy, financials, health care, industrials, information technology, materials, real estate, communication services, and utilities. A sector is comprised of multiple industries. For example, the energy sector is comprised of companies in, among others, the natural gas, oil and petroleum industries. As of June 30, 2021, companies in the consumer staples, health care and industrials sectors comprised a significant portion of the Index.

To the extent the Index concentrates (*i.e.*, holds 25% or more of its total assets) in the securities of a particular industry or group of industries, the Fund will concentrate its investments to approximately the same extent as the Index.

Principal Risks of Investing in the Fund

You can lose money on your investment in the Fund. The Fund is subject to the risks described below. The risks are generally presented in alphabetical order to facilitate finding particular risks when comparing them with other funds. Each risk summarized below is considered a "principal risk" of investing in the Fund, regardless of the order in which it appears. Some or all of these risks may adversely affect the Fund's net asset value per share ("NAV"), trading price, yield, total return and/or ability to meet its objective. For more information about the risks of investing in the Fund, see the sections in the Fund's Prospectus titled "Additional Principal Risk Information About the Funds" and "Additional Non-Principal Risk Information."

- **Geographic Concentration in Europe.** Because the Fund invests primarily in the securities of companies in Europe, the Fund's performance is expected to be closely tied to social, political, and economic conditions within Europe and to be more volatile than the performance of more geographically diversified funds. Most developed countries in Western Europe are members of the European Union ("EU"), many are also members of the European Economic and Monetary Union ("EMU"), and most EMU members are part of the euro zone, a group of EMU countries that share the euro as their common currency. Members of the EMU must comply with restrictions on inflation rates, deficits, debt levels, and fiscal and monetary controls. The implementation of any such restrictions or controls, the default of an EU member country on its sovereign debt, significant fluctuations in the euro's exchange rate, or a change in governmental or EU trade regulations could each have a significant impact on the economies of some or all European countries. The United Kingdom formally exited the EU on January 31, 2020 (known as "Brexit"), and entered into an 11-month transition period which ended on December 31, 2020 at which time the United Kingdom left the EU single market and customs union under the terms of a new trade agreement. The trade agreement governs the relationship between the United Kingdom and EU with respect to trading goods and services but critical aspects of the relationship remain unresolved and subject to further negotiation and agreement. As a result of the uncertain consequences of Brexit, the economies of the United Kingdom and Europe, as well as the broader global economy, could be significantly impacted, which may result in increased volatility and illiquidity, and potentially lower economic growth on markets in the United Kingdom, Europe and globally. Any or all of these consequences could potentially have an adverse effect on the value of the Fund's investments. The Fund currently invests a significant portion of its assets in companies organized in the United Kingdom, France and Germany, although this may change from time to time.

- **Growth Investing Risk.** Growth stocks, as a group, may be out of favor with the market and underperform value stocks or the overall equity market. Growth stocks are generally more sensitive to market movements than other types of stocks primarily because their prices are based heavily on the future expectations of the economy and the stock's issuing company.
- **Dividend Paying Securities Risk.** Securities that pay dividends, as a group, may be out of favor with the market and underperform the overall equity market or stocks of companies that do not pay dividends. In addition, changes in the dividend policies of the companies held by the Fund or the capital resources available for such company's dividend payments may adversely affect the Fund.
- **Investment Risk.** As with all investments, an investment in the Fund is subject to loss. Investors in the Fund could lose money, including the possible loss of the entire principal amount of an investment, over short or long periods of time.
- **Market Risk.** The trading prices of equity securities and other instruments fluctuate in response to a variety of factors, such as economic, financial or political events that impact the entire market, market segments, or specific issuers. The Fund's NAV and market price may fluctuate significantly in response to these and other factors. As a result, an investor could lose money over short or long periods of time. In addition, the respiratory disease caused by a novel coronavirus (COVID-19) has spread globally for over a year, resulting in a global pandemic and major disruption to economies and markets around the world, including the United States. During this time, financial markets have experienced extreme volatility and severe losses, and trading in many instruments has been disrupted or suspended. Liquidity for many instruments has been greatly reduced for periods of time. Although many global economies have begun to re-open as infection and hospitalization rates decline, some economies, including those of countries with limited access to COVID-19 vaccines, have struggled to control the spread of the virus and re-open their economies. As a result, it remains unclear how COVID-19 will impact global markets in the future.
- **Shares of the Fund May Trade at Prices Other Than NAV.** As with all exchange traded funds ("ETFs"), Fund shares may be bought and sold in the secondary market at market prices. The trading prices of the Fund's shares in the secondary market generally differ from the Fund's daily NAV and there may be times when the market price of the shares is more than the NAV (premium) or less than the NAV (discount). This risk is heightened in times of market volatility or periods of steep market declines. Because securities held by the Fund trade on, or have exposure to, foreign exchanges that are closed when the Fund's primary listing exchange is open, the Fund is likely to experience premiums and discounts greater than those of domestic ETFs. Additionally, in stressed market conditions, the market for the Fund's shares may become less liquid in response to deteriorating liquidity in the markets for the Fund's underlying portfolio holdings.
- **Consumer Staples Sector Risk.** The Fund currently invests a significant portion of its assets in the consumer staples sector, and therefore, the Fund's performance could be negatively impacted by events affecting this sector. The consumer staples sector includes, for example, food and drug retail and companies whose primary lines of business are food, beverage and other household items, including agricultural products. This sector can be significantly affected by, among other things, changes in price and availability of underlying commodities, rising energy prices and global and economic conditions.
- **Currency Exchange Rate Risk.** Changes in currency exchange rates and the relative value of non-U.S. currencies will affect the value of the Fund's investment and the value of your Fund shares. Currency exchange rates can be very volatile and can change quickly and unpredictably. As a result, the value of an investment in the Fund may also change quickly, unpredictably, and without warning, and you may lose money.
- **Cybersecurity Risk.** The Fund and its service providers may be susceptible to operational and information security risks resulting from a breach in cybersecurity, including cyber-attacks. A breach in cybersecurity, intentional or unintentional, may adversely impact the Fund in many ways, including, but not limited to, disruption of the Fund's operational capacity, loss of proprietary information, theft or corruption of data, denial-of-service attacks on websites or network resources, and the unauthorized release of confidential information. Cyber-attacks affecting the Fund's third-party service providers, market makers, institutional investors authorized to purchase and redeem shares directly from the Funds (*i.e.*, Authorized Participants), or the issuers of securities in which the Fund invests may subject the Fund to many of the same risks associated with direct cybersecurity breaches.
- **Foreign Securities Risk.** Investments in non-U.S. securities involve political, regulatory, and economic risks that may not be present in U.S. securities. For example, investments in non-U.S. securities may be subject to risk of

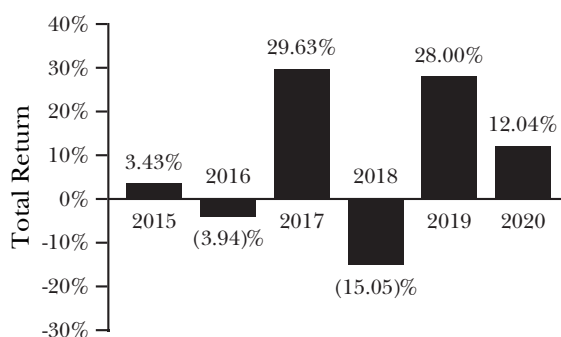
loss due to foreign currency fluctuations, political or economic instability, or geographic events that adversely impact issuers of foreign securities. Investments in non-U.S. securities also may be subject to withholding or other taxes and may be subject to additional trading, settlement, custodial, and operational risks. These and other factors can make investments in the Fund more volatile and potentially less liquid than other types of investments and may be heightened in connection with investments in developing or emerging markets countries.

- **Geopolitical Risk.** Some countries and regions in which the Fund invests have experienced security concerns, war, threats of war, aggression and/or conflict, terrorism, economic uncertainty, sanctions or the threat of sanctions, natural and environmental disasters, the spread of infectious illness, widespread disease or other public health issues and/or systemic market dislocations (including due to events outside of such countries or regions) that have led, and in the future may lead, to increased short-term market volatility and may have adverse long-term effects on the U.S. and world economies and markets generally, each of which may negatively impact the Fund's investments.
- **Health Care Sector Risk.** The Fund currently invests a significant portion of its assets in the health care sector, and therefore, the Fund's performance could be negatively impacted by events affecting this sector. The health care sector includes, for example, biotechnology, pharmaceutical, health care facilities, and health care equipment and supply companies. This sector can be significantly affected by, among other things, lapsing patent protection, technological developments that make drugs obsolete, government regulation, price controls, and approvals for drugs.
- **Index and Data Risk.** The Fund is not "actively" managed and seeks to track the price and yield performance, before fees and expenses, of the Index. The Index Provider has the right to make adjustments to the Index or to cease making the Index available without regard to the particular interests of the Fund or its shareholders. If the computers or other facilities of the Index Provider, Index calculation agent, data providers and/or relevant stock exchange malfunction for any reason, calculation and dissemination of Index values may be delayed and trading in Fund shares may be suspended for a period of time. Errors in Index data, Index calculations and/or the construction of the Index may occur from time to time and may not be identified and/or corrected by the Index Provider, Index calculation agent or other applicable party for a period of time or at all, which may have an adverse impact on the Fund and its shareholders. The potential risk of continuing error may be particularly heightened in the case of the Index, which is generally not used as a benchmark by other funds or managers.
- **Industrials Sector Risk.** The Fund currently invests a significant portion of its assets in the industrials sector, and therefore the Fund's performance could be negatively impacted by events affecting this sector. The industrials sector includes, for example, aerospace and defense, non-residential construction, engineering, machinery, transportation, and commercial and professional services companies. The industrials sector can be significantly affected by, among other things, worldwide economy growth, supply and demand for specific products and services, rapid technological developments, and government regulation.
- **Investment Style Risk.** The Fund invests in the securities included in, or representative of, the Index regardless of their investment merit. The Fund does not attempt to outperform the Index or take defensive positions in declining markets. As a result, the Fund's performance may be adversely affected by a general decline in the market segments relating to the Index.
- **Issuer-Specific Risk.** Issuer-specific events, including changes in the actual or perceived financial condition of an issuer, can have a negative impact on the value of the Fund.
- **Large-Capitalization Investing Risk.** The Fund may invest in the securities of large-capitalization companies. As a result, the Fund's performance may be adversely affected if securities of these companies underperform securities of smaller capitalization companies or the market as a whole. Large-capitalization companies may adapt more slowly to new competitive challenges and be subject to slower growth during times of economic expansion.
- **Mid-Capitalization Investing Risk.** The Fund may invest in the securities of mid-capitalization companies. As a result, the Fund's performance may be adversely affected if securities of these companies underperform securities of other capitalization ranges or the market as a whole. Securities of mid-capitalization companies are often less stable and more vulnerable to market volatility and adverse economic developments than securities of larger companies, but mid-capitalization companies may also underperform the securities of small-capitalization companies because medium capitalization companies are more mature and are subject to slower growth during economic expansion.

- **Non-Correlation Risk.** As with all index funds, the performance of the Fund and its Index may differ from each other for a variety of reasons. When markets are volatile, the ability to sell securities at fair value prices may be adversely impacted and may result in additional trading costs and/or increase the Index tracking risk.
- **Non-Diversification Risk.** The Fund is considered to be non-diversified, which means that it may invest more of its assets in the securities of a single issuer or a smaller number of issuers than if it were a diversified fund. To the extent the Fund invests a significant percentage of its assets in a limited number of issuers, the Fund is subject to the risks of investing in those few issuers, and may be more susceptible to a single adverse economic or regulatory occurrence. As a result, changes in the market value of a single security could cause greater fluctuations in the value of Fund shares than would occur in a diversified fund.

Fund Performance

Historical Fund performance, which varies over time, can provide an indication of the risks of investing in the Fund. The bar chart that follows shows the annual total returns of the Fund for each full calendar year since the Fund commenced operations, or the past 10 calendar years, as applicable. The table that follows the bar chart shows the Fund's average annual total returns, both before and after taxes. This table also shows how the Fund's performance compares to the Index and that of a relevant broad-based securities index. Index returns do not reflect deductions for fees, expenses or taxes. All returns assume reinvestment of dividends and distributions. The Fund's past performance (before and after taxes) is not necessarily an indication of how the Fund will perform in the future. Updated performance information for the Fund is available online on the Fund's website at www.wisdomtree.com.



The Fund's year-to-date total return as of June 30, 2021 was 11.72%.

Best and Worst Quarter Returns (for the periods reflected in the bar chart above)

	Return	Quarter/Year
Highest Return	16.23%	2Q/2020
Lowest Return	(20.01)%	1Q/2020

After-tax returns are calculated using the highest historical individual federal marginal income tax rates and do not reflect the impact of state and local taxes. Actual after-tax returns depend on your tax situation and may differ from those shown and are not relevant if you hold your shares through tax-deferred arrangements, such as 401(k) plans or individual retirement accounts. In some cases, the return after taxes may exceed the return before taxes due to an assumed tax benefit from any losses on a sale of Fund shares at the end of the measurement period.

Average Annual Total Returns for the periods ending December 31, 2020

WisdomTree Europe Quality Dividend Growth Fund	1 Year	5 Years	Since Inception May 7, 2014
Return Before Taxes Based on NAV	12.04%	8.69%	5.21%
Return After Taxes on Distributions	11.61%	8.29%	4.83%
Return After Taxes on Distributions and Sale of Fund Shares	7.56%	6.93%	4.13%
WisdomTree Europe Quality Dividend Growth Index (Reflects no deduction for fees, expenses or taxes)	12.43%	9.23%	5.73%
MSCI Europe Index (Reflects no deduction for fees, expenses or taxes)	5.38%	6.78%	2.89%

Management

Investment Adviser and Sub-Adviser

WisdomTree Asset Management, Inc. (“WisdomTree Asset Management” or the “Adviser”) serves as investment adviser to the Fund. Mellon Investments Corporation (the “Sub-Adviser”) serves as sub-adviser to the Fund.

Portfolio Managers

The Fund is managed by the Sub-Adviser’s Equity Index Strategies Portfolio Management team. The individual members of the team jointly and primarily responsible for the day-to-day management of the Fund’s portfolio are described below.

Marlene Walker-Smith, a Director, Head of Equity Index Portfolio Management, has been a portfolio manager of the Fund since October 2020.

David France, CFA, a Vice President, Senior Portfolio Manager and Team Manager, has been a portfolio manager of the Fund since June 2021.

Todd Frysinger, CFA, a Vice President, Senior Portfolio Manager and Team Manager, has been a portfolio manager of the Fund since June 2021.

Vlasta Sheremeta, CFA, a Vice President, Senior Portfolio Manager and Team Manager, has been a portfolio manager of the Fund since June 2021.

Michael Stoll, a Vice President, Senior Portfolio Manager and Team Manager, has been a portfolio manager of the Fund since June 2021.

Buying and Selling Fund Shares

The Fund is an ETF. This means that individual shares of the Fund are listed on a national securities exchange, such as NYSE Arca, and may only be purchased and sold in the secondary market through a broker-dealer at market prices. Because Fund shares trade at market prices rather than NAV, shares may trade at a price greater than NAV (premium) or less than NAV (discount). In addition, an investor may incur costs attributable to the difference between the highest price a buyer is willing to pay to purchase shares (bid) and the lowest price a seller is willing to accept for shares (ask) when buying and selling shares in the secondary market (the “bid/ask spread”). Recent information regarding the Fund, including its NAV, market price, premiums and discounts, and bid/ask spreads, is available on the Fund’s website at www.wisdomtree.com.

The Fund issues and redeems shares at NAV only in large blocks of shares (“Creation Units”), which only certain institutions or large investors (typically market makers or other broker-dealers) may purchase or redeem. The Fund issues and redeems Creation Units in exchange for a portfolio of securities and/or U.S. cash.

Tax Information

The Fund intends to make distributions that may be taxed as ordinary income, qualified dividend income, or capital gains.

Payments to Broker-Dealers and Other Financial Intermediaries

If you purchase shares of the Fund through a broker-dealer or other financial intermediary (such as a bank) (an “Intermediary”), WisdomTree Asset Management or its affiliates may pay Intermediaries for certain activities related to the Fund, including participation in activities that are designed to make Intermediaries more knowledgeable about exchange traded products, including the Fund, or for other activities, such as marketing, educational training or other initiatives related to the sale or promotion of Fund shares. These payments may create a conflict of interest by influencing the Intermediary and your salesperson to recommend the Fund over another investment. Any such arrangements do not result in increased Fund expenses. Ask your salesperson or visit the Intermediary’s website for more information.

WisdomTree Europe SmallCap Dividend Fund

Investment Objective

The WisdomTree Europe SmallCap Dividend Fund (the “Fund”) seeks to track the price and yield performance, before fees and expenses, of the WisdomTree Europe SmallCap Dividend Index (the “Index”).

Fees and Expenses of the Fund

The following table describes the fees and expenses you may pay if you buy, hold and sell shares of the Fund. You may pay other fees, such as brokerage commissions and other fees to financial intermediaries, which are not reflected in the table and example below. The fees are expressed as a percentage of the Fund’s average net assets.

Shareholder Fees (fees paid directly from your investment)	None
Annual Fund Operating Expenses (expenses that you pay each year as a percentage of the value of your investment)	
Management Fees	0.58%
Distribution and/or Service (12b-1) Fees	None
Other Expenses	0.00%
Total Annual Fund Operating Expenses	0.58%

Example

The following example is intended to help retail investors compare the cost of investing in the Fund shares with the cost of investing in other funds. It illustrates the hypothetical expenses that such investors would incur over various periods if they were to invest \$10,000 in the Fund for the time periods indicated and then redeem all of the shares at the end of those periods. This example assumes that the Fund provides a return of 5% a year and that operating expenses remain the same. This example does not include the brokerage commissions that retail investors may pay to buy and sell shares of the Fund. Although your actual costs may be higher or lower, based on these assumptions, your costs would be:

	1 Year	3 Years	5 Years	10 Years
	\$ 59	\$ 186	\$ 324	\$ 726

Portfolio Turnover

The Fund pays transaction costs, such as commissions, when it buys and sells securities (or “turns over” its portfolio). A higher portfolio turnover rate may indicate higher transaction costs and may result in higher taxes when Fund shares are held in a taxable account. These costs, which are not reflected in annual fund operating expenses or in the example, affect the Fund’s performance. During the most recent fiscal year, the Fund’s portfolio turnover rate was 92% of the average value of its portfolio, excluding the value of portfolio securities received or delivered as a result of in-kind creations or redemptions of the Fund’s capital shares.

Principal Investment Strategies of the Fund

The Fund employs a “passive management” – or indexing – investment approach designed to track the performance of the Index. The Fund generally uses a representative sampling strategy to achieve its investment objective, meaning it generally will invest in a sample of the securities in the Index whose risk, return and other characteristics resemble the risk, return and other characteristics of the Index as a whole. Under normal circumstances, at least 95% of the Fund’s total assets (exclusive of collateral held from securities lending) will be invested in component securities of the Index and investments that have economic characteristics that are substantially identical to the economic characteristics of such component securities.

The Index is a fundamentally weighted index that is comprised of the small-capitalization segment of the European dividend-paying market. Constituent companies are selected from the WisdomTree Europe Dividend Index, which defines the dividend-paying universe of companies in Europe. The Index is comprised of the companies that compose the bottom 25% (bottom 30% with respect to a company to be deleted) of the market capitalization of the WisdomTree Europe Dividend Index after the 300 largest companies have been removed. As of June 30, 2021, the Index had a market capitalization range from \$217 million to \$3.5 billion, with an average market capitalization of \$1.3 billion. To be eligible for inclusion in the WisdomTree Europe Dividend Index, a company must meet the following criteria as of the annual Index screening date: (i) incorporation and exchange listing in one of the following countries: Austria, Belgium, Denmark, Finland, France, Germany, Ireland, Italy, Netherlands, Norway,

Portugal, Spain, Sweden, Switzerland, or the United Kingdom (“Europe”); (ii) payment of at least \$5 million in cash dividends on common shares during the preceding annual cycle; (iii) market capitalization of at least \$100 million; (iv) average daily dollar trading volume of at least \$100,000 for the preceding three months; and (v) trading of at least 250,000 shares per month for each of the preceding six months.

Securities are weighted in the Index based on dividends paid over the prior annual cycle. Companies that pay a greater total dollar amount of dividends are more heavily weighted. To derive a company’s initial Index weight, (i) *multiply* the U.S. dollar value of the company’s annual gross dividend per share by the number of common shares outstanding for that company (the “Cash Dividend Factor”); (ii) calculate the Cash Dividend Factor for each company; (iii) add together all of the companies’ Cash Dividend Factors; and (iv) *divide* the company’s Cash Dividend Factor by the sum of all Cash Dividend Factors. The maximum weight of any one sector and any one country in the Index, at the time of the Index’s annual screening date, is capped at 25% (with the exception of the real estate sector, which is capped at 15%); however, sector and/or country weights may fluctuate above the specified cap in response to market conditions and/or the application of volume factor adjustments. The Index methodology applies a volume factor adjustment to reduce a component security’s weight in the Index and reallocate the reduction in weight pro rata among the other securities if, as of the annual Index screening date, a component security no longer meets certain trading volume thresholds.

WisdomTree Investments, Inc. (“WisdomTree Investments”), as Index provider, currently uses Standard & Poor’s Global Industry Classification Standards (“S&P GICS”) to define companies within a sector. The following sectors are included in the Index: consumer discretionary, consumer staples, energy, financials, health care, industrials, information technology, materials, real estate, communication services, and utilities. A sector is comprised of multiple industries. For example, the energy sector is comprised of companies in, among others, the natural gas, oil and petroleum industries. As of June 30, 2021, companies in the financials and industrials sectors comprised a significant portion of the Index.

To the extent the Index concentrates (*i.e.*, holds 25% or more of its total assets) in the securities of a particular industry or group of industries, the Fund will concentrate its investments to approximately the same extent as the Index.

Principal Risks of Investing in the Fund

You can lose money on your investment in the Fund. The Fund is subject to the risks described below. The risks are generally presented in alphabetical order to facilitate finding particular risks when comparing them with other funds. Each risk summarized below is considered a “principal risk” of investing in the Fund, regardless of the order in which it appears. Some or all of these risks may adversely affect the Fund’s net asset value per share (“NAV”), trading price, yield, total return and/or ability to meet its objective. For more information about the risks of investing in the Fund, see the sections in the Fund’s Prospectus titled “Additional Principal Risk Information About the Funds” and “Additional Non-Principal Risk Information.”

- **Geographic Concentration in Europe.** Because the Fund invests primarily in the securities of companies in Europe, the Fund’s performance is expected to be closely tied to social, political, and economic conditions within Europe and to be more volatile than the performance of more geographically diversified funds. Most developed countries in Western Europe are members of the European Union (“EU”), many are also members of the European Economic and Monetary Union (“EMU”), and most EMU members are part of the euro zone, a group of EMU countries that share the euro as their common currency. Members of the EMU must comply with restrictions on inflation rates, deficits, debt levels, and fiscal and monetary controls. The implementation of any such restrictions or controls, the default of an EU member country on its sovereign debt, significant fluctuations in the euro’s exchange rate, or a change in governmental or EU trade regulations could each have a significant impact on the economies of some or all European countries. The United Kingdom formally exited the EU on January 31, 2020 (known as “Brexit”), and entered into an 11-month transition period which ended on December 31, 2020 at which time the United Kingdom left the EU single market and customs union under the terms of a new trade agreement. The trade agreement governs the relationship between the United Kingdom and EU with respect to trading goods and services but critical aspects of the relationship remain unresolved and subject to further negotiation and agreement. As a result of the uncertain consequences of Brexit, the economies of the United Kingdom and Europe, as well as the broader global economy, could be significantly impacted, which may result in increased volatility and illiquidity, and potentially lower economic growth on markets in the United Kingdom, Europe and globally. Any or all of these consequences could potentially have an adverse effect on the value of the Fund’s investments. The Fund currently invests a significant portion of its assets in companies organized in the United Kingdom, although this may change from time to time.

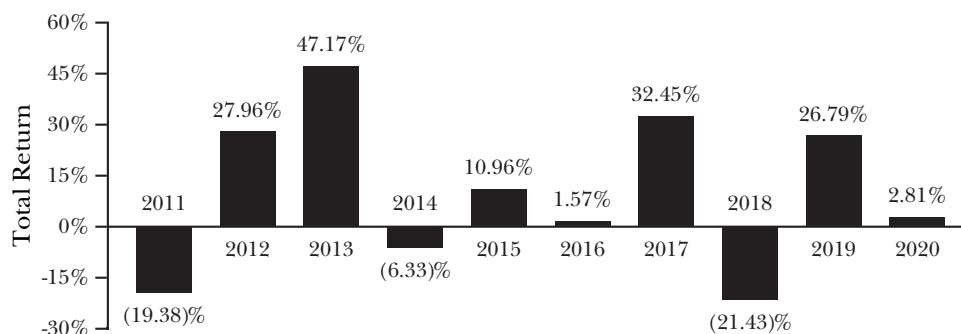
- **Small-Capitalization Investing Risk.** The Fund invests primarily in the securities of small-capitalization companies. As a result, the Fund may be more volatile than funds that invest in larger, more established companies. The securities of small-capitalization companies generally trade in lower volumes and are subject to greater and more unpredictable price changes than larger capitalization stocks or the stock market as a whole. Small-capitalization companies may be particularly sensitive to adverse economic developments as well as changes in interest rates, government regulation, borrowing costs and earnings.
- **Dividend Paying Securities Risk.** Securities that pay dividends, as a group, may be out of favor with the market and underperform the overall equity market or stocks of companies that do not pay dividends. In addition, changes in the dividend policies of the companies held by the Fund or the capital resources available for such company's dividend payments may adversely affect the Fund.
- **Investment Risk.** As with all investments, an investment in the Fund is subject to loss. Investors in the Fund could lose money, including the possible loss of the entire principal amount of an investment, over short or long periods of time.
- **Market Risk.** The trading prices of equity securities and other instruments fluctuate in response to a variety of factors, such as economic, financial or political events that impact the entire market, market segments, or specific issuers. The Fund's NAV and market price may fluctuate significantly in response to these and other factors. As a result, an investor could lose money over short or long periods of time. In addition, the respiratory disease caused by a novel coronavirus (COVID-19) has spread globally for over a year, resulting in a global pandemic and major disruption to economies and markets around the world, including the United States. During this time, financial markets have experienced extreme volatility and severe losses, and trading in many instruments has been disrupted or suspended. Liquidity for many instruments has been greatly reduced for periods of time. Although many global economies have begun to re-open as infection and hospitalization rates decline, some economies, including those of countries with limited access to COVID-19 vaccines, have struggled to control the spread of the virus and re-open their economies. As a result, it remains unclear how COVID-19 will impact global markets in the future.
- **Shares of the Fund May Trade at Prices Other Than NAV.** As with all exchange traded funds ("ETFs"), Fund shares may be bought and sold in the secondary market at market prices. The trading prices of the Fund's shares in the secondary market generally differ from the Fund's daily NAV and there may be times when the market price of the shares is more than the NAV (premium) or less than the NAV (discount). This risk is heightened in times of market volatility or periods of steep market declines. Because securities held by the Fund trade on, or have exposure to, foreign exchanges that are closed when the Fund's primary listing exchange is open, the Fund is likely to experience premiums and discounts greater than those of domestic ETFs. Additionally, in stressed market conditions, the market for the Fund's shares may become less liquid in response to deteriorating liquidity in the markets for the Fund's underlying portfolio holdings.
- **Currency Exchange Rate Risk.** Changes in currency exchange rates and the relative value of non-U.S. currencies will affect the value of the Fund's investment and the value of your Fund shares. Currency exchange rates can be very volatile and can change quickly and unpredictably. As a result, the value of an investment in the Fund may also change quickly, unpredictably, and without warning, and you may lose money.
- **Cybersecurity Risk.** The Fund and its service providers may be susceptible to operational and information security risks resulting from a breach in cybersecurity, including cyber-attacks. A breach in cybersecurity, intentional or unintentional, may adversely impact the Fund in many ways, including, but not limited to, disruption of the Fund's operational capacity, loss of proprietary information, theft or corruption of data, denial-of-service attacks on websites or network resources, and the unauthorized release of confidential information. Cyber-attacks affecting the Fund's third-party service providers, market makers, institutional investors authorized to purchase and redeem shares directly from the Funds (*i.e.*, Authorized Participants), or the issuers of securities in which the Fund invests may subject the Fund to many of the same risks associated with direct cybersecurity breaches.
- **Financials Sector Risk.** The Fund currently invests a significant portion of its assets in the financials sector, and therefore, the Fund's performance could be negatively impacted by events affecting this sector. The financials sector includes, for example, banks and financial institutions providing mortgage and mortgage related services. This sector can be significantly affected by, among other things, changes in interest rates, government regulation, the rate of defaults on corporate, consumer and government debt, the availability and cost of capital, and fallout from the housing and sub-prime mortgage crisis.

- **Foreign Securities Risk.** Investments in non-U.S. securities involve political, regulatory, and economic risks that may not be present in U.S. securities. For example, investments in non-U.S. securities may be subject to risk of loss due to foreign currency fluctuations, political or economic instability, or geographic events that adversely impact issuers of foreign securities. Investments in non-U.S. securities also may be subject to withholding or other taxes and may be subject to additional trading, settlement, custodial, and operational risks. These and other factors can make investments in the Fund more volatile and potentially less liquid than other types of investments and may be heightened in connection with investments in developing or emerging markets countries.
- **Geopolitical Risk.** Some countries and regions in which the Fund invests have experienced security concerns, war, threats of war, aggression and/or conflict, terrorism, economic uncertainty, sanctions or the threat of sanctions, natural and environmental disasters, the spread of infectious illness, widespread disease or other public health issues and/or systemic market dislocations (including due to events outside of such countries or regions) that have led, and in the future may lead, to increased short-term market volatility and may have adverse long-term effects on the U.S. and world economies and markets generally, each of which may negatively impact the Fund's investments.
- **Index and Data Risk.** The Fund is not "actively" managed and seeks to track the price and yield performance, before fees and expenses, of the Index. The Index Provider has the right to make adjustments to the Index or to cease making the Index available without regard to the particular interests of the Fund or its shareholders. If the computers or other facilities of the Index Provider, Index calculation agent, data providers and/or relevant stock exchange malfunction for any reason, calculation and dissemination of Index values may be delayed and trading in Fund shares may be suspended for a period of time. Errors in Index data, Index calculations and/or the construction of the Index may occur from time to time and may not be identified and/or corrected by the Index Provider, Index calculation agent or other applicable party for a period of time or at all, which may have an adverse impact on the Fund and its shareholders. The potential risk of continuing error may be particularly heightened in the case of the Index, which is generally not used as a benchmark by other funds or managers.
- **Industrials Sector Risk.** The Fund currently invests a significant portion of its assets in the industrials sector, and therefore the Fund's performance could be negatively impacted by events affecting this sector. The industrials sector includes, for example, aerospace and defense, non-residential construction, engineering, machinery, transportation, and commercial and professional services companies. The industrials sector can be significantly affected by, among other things, worldwide economy growth, supply and demand for specific products and services, rapid technological developments, and government regulation.
- **Investment Style Risk.** The Fund invests in the securities included in, or representative of, the Index regardless of their investment merit. The Fund does not attempt to outperform the Index or take defensive positions in declining markets. As a result, the Fund's performance may be adversely affected by a general decline in the market segments relating to the Index.
- **Issuer-Specific Risk.** Issuer-specific events, including changes in the actual or perceived financial condition of an issuer, can have a negative impact on the value of the Fund.
- **Non-Correlation Risk.** As with all index funds, the performance of the Fund and its Index may differ from each other for a variety of reasons. When markets are volatile, the ability to sell securities at fair value prices may be adversely impacted and may result in additional trading costs and/or increase the Index tracking risk.
- **Non-Diversification Risk.** The Fund is considered to be non-diversified, which means that it may invest more of its assets in the securities of a single issuer or a smaller number of issuers than if it were a diversified fund. To the extent the Fund invests a significant percentage of its assets in a limited number of issuers, the Fund is subject to the risks of investing in those few issuers, and may be more susceptible to a single adverse economic or regulatory occurrence. As a result, changes in the market value of a single security could cause greater fluctuations in the value of Fund shares than would occur in a diversified fund.

Fund Performance

Historical Fund performance, which varies over time, can provide an indication of the risks of investing in the Fund. The bar chart that follows shows the annual total returns of the Fund for each full calendar year since the Fund commenced operations, or the past 10 calendar years, as applicable. The table that follows the bar chart shows the Fund's average annual total returns, both before and after taxes. This table also shows how the Fund's performance compares to the Index and that of a relevant broad-based securities index. Index returns do not reflect deductions for fees, expenses or taxes. All returns assume reinvestment of dividends and distributions. The

Fund's past performance (before and after taxes) is not necessarily an indication of how the Fund will perform in the future. Updated performance information for the Fund is available online on the Fund's website at www.wisdomtree.com.



The Fund's year-to-date total return as of June 30, 2021 was 14.73%.

Best and Worst Quarter Returns (for the periods reflected in the bar chart above)

	Return	Quarter/Year
Highest Return	22.22%	4Q/2020
Lowest Return	(36.36)%	1Q/2020

After-tax returns are calculated using the highest historical individual federal marginal income tax rates and do not reflect the impact of state and local taxes. Actual after-tax returns depend on your tax situation and may differ from those shown and are not relevant if you hold your shares through tax-deferred arrangements, such as 401(k) plans or individual retirement accounts. In some cases, the return after taxes may exceed the return before taxes due to an assumed tax benefit from any losses on a sale of Fund shares at the end of the measurement period.

Average Annual Total Returns for the periods ending December 31, 2020

WisdomTree Europe SmallCap Dividend Fund	1 Year	5 Years	10 Years
Return Before Taxes Based on NAV	2.81%	6.62%	8.08%
Return After Taxes on Distributions	2.19%	5.94%	7.36%
Return After Taxes on Distributions and Sale of Fund Shares	2.11%	5.25%	6.54%
WisdomTree Europe SmallCap Dividend Index (Reflects no deduction for fees, expenses or taxes)	3.73%	7.13%	8.79%
MSCI Europe Small Cap Index (Reflects no deduction for fees, expenses or taxes)	14.00%	9.36%	8.82%

Management

Investment Adviser and Sub-Adviser

WisdomTree Asset Management, Inc. ("WisdomTree Asset Management" or the "Adviser") serves as investment adviser to the Fund. Mellon Investments Corporation (the "Sub-Adviser") serves as sub-adviser to the Fund.

Portfolio Managers

The Fund is managed by the Sub-Adviser's Equity Index Strategies Portfolio Management team. The individual members of the team jointly and primarily responsible for the day-to-day management of the Fund's portfolio are described below.

Marlene Walker-Smith, a Director, Head of Equity Index Portfolio Management, has been a portfolio manager of the Fund since October 2020.

David France, CFA, a Vice President, Senior Portfolio Manager and Team Manager, has been a portfolio manager of the Fund since June 2021.

Todd Fryinger, CFA, a Vice President, Senior Portfolio Manager and Team Manager, has been a portfolio manager of the Fund since June 2021.

Vlasta Sheremeta, CFA, a Vice President, Senior Portfolio Manager and Team Manager, has been a portfolio manager of the Fund since June 2021.

Michael Stoll, a Vice President, Senior Portfolio Manager and Team Manager, has been a portfolio manager of the Fund since June 2021.

Buying and Selling Fund Shares

The Fund is an ETF. This means that individual shares of the Fund are listed on a national securities exchange, such as NYSE Arca, and may only be purchased and sold in the secondary market through a broker-dealer at market prices. Because Fund shares trade at market prices rather than NAV, shares may trade at a price greater than NAV (premium) or less than NAV (discount). In addition, an investor may incur costs attributable to the difference between the highest price a buyer is willing to pay to purchase shares (bid) and the lowest price a seller is willing to accept for shares (ask) when buying and selling shares in the secondary market (the “bid/ask spread”). Recent information regarding the Fund, including its NAV, market price, premiums and discounts, and bid/ask spreads, is available on the Fund’s website at www.wisdomtree.com.

The Fund issues and redeems shares at NAV only in large blocks of shares (“Creation Units”), which only certain institutions or large investors (typically market makers or other broker-dealers) may purchase or redeem. The Fund issues and redeems Creation Units in exchange for a portfolio of securities and/or U.S. cash.

Tax Information

The Fund intends to make distributions that may be taxed as ordinary income, qualified dividend income, or capital gains.

Payments to Broker-Dealers and Other Financial Intermediaries

If you purchase shares of the Fund through a broker-dealer or other financial intermediary (such as a bank) (an “Intermediary”), WisdomTree Asset Management or its affiliates may pay Intermediaries for certain activities related to the Fund, including participation in activities that are designed to make Intermediaries more knowledgeable about exchange traded products, including the Fund, or for other activities, such as marketing, educational training or other initiatives related to the sale or promotion of Fund shares. These payments may create a conflict of interest by influencing the Intermediary and your salesperson to recommend the Fund over another investment. Any such arrangements do not result in increased Fund expenses. Ask your salesperson or visit the Intermediary’s website for more information.

WisdomTree Japan SmallCap Dividend Fund

Investment Objective

The WisdomTree Japan SmallCap Dividend Fund (the “Fund”) seeks to track the price and yield performance, before fees and expenses, of the WisdomTree Japan SmallCap Dividend Index (the “Index”).

Fees and Expenses of the Fund

The following table describes the fees and expenses you may pay if you buy, hold and sell shares of the Fund. You may pay other fees, such as brokerage commissions and other fees to financial intermediaries, which are not reflected in the table and example below. The fees are expressed as a percentage of the Fund’s average net assets.

Shareholder Fees (fees paid directly from your investment)	None
Annual Fund Operating Expenses (expenses that you pay each year as a percentage of the value of your investment)	
Management Fees	0.58%
Distribution and/or Service (12b-1) Fees	None
Other Expenses	0.00%
Total Annual Fund Operating Expenses	0.58%

Example

The following example is intended to help retail investors compare the cost of investing in the Fund shares with the cost of investing in other funds. It illustrates the hypothetical expenses that such investors would incur over various periods if they were to invest \$10,000 in the Fund for the time periods indicated and then redeem all of the shares at the end of those periods. This example assumes that the Fund provides a return of 5% a year and that operating expenses remain the same. This example does not include the brokerage commissions that retail investors may pay to buy and sell shares of the Fund. Although your actual costs may be higher or lower, based on these assumptions, your costs would be:

	1 Year	3 Years	5 Years	10 Years
	\$ 59	\$ 186	\$ 324	\$ 726

Portfolio Turnover

The Fund pays transaction costs, such as commissions, when it buys and sells securities (or “turns over” its portfolio). A higher portfolio turnover rate may indicate higher transaction costs and may result in higher taxes when Fund shares are held in a taxable account. These costs, which are not reflected in annual fund operating expenses or in the example, affect the Fund’s performance. During the most recent fiscal year, the Fund’s portfolio turnover rate was 43% of the average value of its portfolio, excluding the value of portfolio securities received or delivered as a result of in-kind creations or redemptions of the Fund’s capital shares.

Principal Investment Strategies of the Fund

The Fund employs a “passive management” – or indexing – investment approach designed to track the performance of the Index. The Fund generally uses a representative sampling strategy to achieve its investment objective, meaning it generally will invest in a sample of the securities in the Index whose risk, return and other characteristics resemble the risk, return and other characteristics of the Index as a whole. Under normal circumstances, at least 95% of the Fund’s total assets (exclusive of collateral held from securities lending) will be invested in component securities of the Index and investments that have economic characteristics that are substantially identical to the economic characteristics of such component securities.

The Index is a fundamentally weighted index that is comprised of dividend-paying small capitalization companies in Japan. As of June 30, 2021, the Index had a market capitalization range from \$110 million to \$8.6 billion, with an average market capitalization of \$1 billion. To be eligible for inclusion in the Index, a company must meet the following criteria as of the annual Index screening date: (i) incorporation in Japan; (ii) payment of at least \$5 million in cash dividends on common shares during the preceding annual cycle; (iii) market capitalization of at least \$100 million; (iv) average daily dollar trading volume of at least \$100,000 for the preceding three months; and (v) trading of at least 250,000 shares per month for each of the preceding six months. The Index is then created by removing the 300 largest companies by market capitalization from the list of eligible companies, as of the annual Index screening date.

Securities are weighted in the Index based on dividends paid over the prior annual cycle. Companies that pay a greater total dollar amount of dividends are more heavily weighted. To derive a company's initial Index weight, (i) *multiply* the U.S. dollar value of the company's annual gross dividend per share by the number of common shares outstanding for that company (the "Cash Dividend Factor"); (ii) calculate the Cash Dividend Factor for each company; (iii) add together all of the companies' Cash Dividend Factors; and (iv) *divide* the company's Cash Dividend Factor by the sum of all Cash Dividend Factors. At the time of the Index's annual screening date, the maximum weight of any security in the Index is capped at 2% and the maximum weight of any one sector in the Index is capped at 25% (with the exception of the real estate sector, which is capped at 15%); however, security and/or sector weights may fluctuate above the specified cap in response to market conditions and/or the application of volume factor adjustments. The Index methodology applies a volume factor adjustment to reduce a component security's weight in the Index and reallocate the reduction in weight pro rata among the other securities if, as of the annual Index screening date, a component security no longer meets certain trading volume thresholds.

WisdomTree Investments, Inc. ("WisdomTree Investments"), as Index provider, currently uses Standard & Poor's Global Industry Classification Standards ("S&P GICS") to define companies within a sector. The following sectors are included in the Index: consumer discretionary, consumer staples, energy, financials, health care, industrials, information technology, materials, real estate, communication services, and utilities. A sector is comprised of multiple industries. For example, the energy sector is comprised of companies in, among others, the natural gas, oil and petroleum industries. As of June 30, 2021, companies in the industrials and consumer discretionary sectors comprised a significant portion of the Index.

To the extent the Index concentrates (*i.e.*, holds 25% or more of its total assets) in the securities of a particular industry or group of industries, the Fund will concentrate its investments to approximately the same extent as the Index.

Principal Risks of Investing in the Fund

You can lose money on your investment in the Fund. The Fund is subject to the risks described below. The risks are generally presented in alphabetical order to facilitate finding particular risks when comparing them with other funds. Each risk summarized below is considered a "principal risk" of investing in the Fund, regardless of the order in which it appears. Some or all of these risks may adversely affect the Fund's net asset value per share ("NAV"), trading price, yield, total return and/or ability to meet its objective. For more information about the risks of investing in the Fund, see the sections in the Fund's Prospectus titled "Additional Principal Risk Information About the Funds" and "Additional Non-Principal Risk Information."

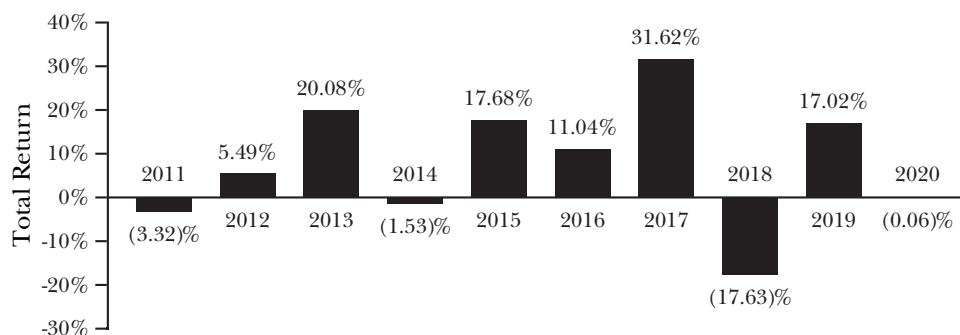
- **Geographic Concentration in Japan.** Because the Fund invests primarily in the securities of companies in Japan, the Fund's performance is expected to be closely tied to social, political, and economic conditions within Japan and to be more volatile than the performance of more geographically diversified funds. The Japanese economy has only recently emerged from a prolonged economic downturn. Since the year 2000, Japan's economic growth rate has remained relatively low. Economic growth is heavily dependent on international trade, government support of the financial services sector and other troubled sectors, and consistent government policy supporting its export market. Slowdowns in the economies of key trading partners such as the United States, China and/or countries in Southeast Asia, including economic, political or social instability in such countries, could also have a negative impact on the Japanese economy as a whole. Currency fluctuations may also adversely impact the Japanese economy and its export market. In the past, the Japanese government has intervened in its currency market to maintain or reduce the value of the yen. Any such intervention could cause the yen's value to fluctuate sharply and unpredictably and could cause losses to investors. In addition, Japan's labor market is adapting to an aging workforce, declining population, and demand for increased labor mobility. These demographic shifts and fundamental structural changes to the labor market may negatively impact Japan's economic competitiveness. These and other factors could have a negative impact on the Fund's performance and increase the volatility of an investment in the Fund.
- **Small-Capitalization Investing Risk.** The Fund invests primarily in the securities of small-capitalization companies. As a result, the Fund may be more volatile than funds that invest in larger, more established companies. The securities of small-capitalization companies generally trade in lower volumes and are subject to greater and more unpredictable price changes than larger capitalization stocks or the stock market as a whole. Small-capitalization companies may be particularly sensitive to adverse economic developments as well as changes in interest rates, government regulation, borrowing costs and earnings.

- **Dividend Paying Securities Risk.** Securities that pay dividends, as a group, may be out of favor with the market and underperform the overall equity market or stocks of companies that do not pay dividends. In addition, changes in the dividend policies of the companies held by the Fund or the capital resources available for such company's dividend payments may adversely affect the Fund.
- **Investment Risk.** As with all investments, an investment in the Fund is subject to loss. Investors in the Fund could lose money, including the possible loss of the entire principal amount of an investment, over short or long periods of time.
- **Market Risk.** The trading prices of equity securities and other instruments fluctuate in response to a variety of factors, such as economic, financial or political events that impact the entire market, market segments, or specific issuers. The Fund's NAV and market price may fluctuate significantly in response to these and other factors. As a result, an investor could lose money over short or long periods of time. In addition, the respiratory disease caused by a novel coronavirus (COVID-19) has spread globally for over a year, resulting in a global pandemic and major disruption to economies and markets around the world, including the United States. During this time, financial markets have experienced extreme volatility and severe losses, and trading in many instruments has been disrupted or suspended. Liquidity for many instruments has been greatly reduced for periods of time. Although many global economies have begun to re-open as infection and hospitalization rates decline, some economies, including those of countries with limited access to COVID-19 vaccines, have struggled to control the spread of the virus and re-open their economies. As a result, it remains unclear how COVID-19 will impact global markets in the future.
- **Shares of the Fund May Trade at Prices Other Than NAV.** As with all exchange traded funds ("ETFs"), Fund shares may be bought and sold in the secondary market at market prices. The trading prices of the Fund's shares in the secondary market generally differ from the Fund's daily NAV and there may be times when the market price of the shares is more than the NAV (premium) or less than the NAV (discount). This risk is heightened in times of market volatility or periods of steep market declines. Because securities held by the Fund trade on, or have exposure to, foreign exchanges that are closed when the Fund's primary listing exchange is open, the Fund is likely to experience premiums and discounts greater than those of domestic ETFs. Additionally, in stressed market conditions, the market for the Fund's shares may become less liquid in response to deteriorating liquidity in the markets for the Fund's underlying portfolio holdings.
- **Consumer Discretionary Sector Risk.** The Fund currently invests a significant portion of its assets in the consumer discretionary sector, and therefore, the Fund's performance could be negatively impacted by events affecting this sector. The consumer discretionary sector includes, for example, automobile, textile and retail companies. This sector can be significantly affected by, among other things, economic growth, worldwide demand, social trends, consumers' disposable income levels, and propensity to spend.
- **Currency Exchange Rate Risk.** Changes in currency exchange rates and the relative value of Japanese yen will affect the value of the Fund's investment and the value of your Fund shares. Currency exchange rates can be very volatile and can change quickly and unpredictably. As a result, the value of an investment in the Fund may also change quickly, unpredictably, and without warning, and you may lose money.
- **Cybersecurity Risk.** The Fund and its service providers may be susceptible to operational and information security risks resulting from a breach in cybersecurity, including cyber-attacks. A breach in cybersecurity, intentional or unintentional, may adversely impact the Fund in many ways, including, but not limited to, disruption of the Fund's operational capacity, loss of proprietary information, theft or corruption of data, denial-of-service attacks on websites or network resources, and the unauthorized release of confidential information. Cyber-attacks affecting the Fund's third-party service providers, market makers, institutional investors authorized to purchase and redeem shares directly from the Funds (*i.e.*, Authorized Participants), or the issuers of securities in which the Fund invests may subject the Fund to many of the same risks associated with direct cybersecurity breaches.
- **Foreign Securities Risk.** Investments in non-U.S. securities involve political, regulatory, and economic risks that may not be present in U.S. securities. For example, investments in non-U.S. securities may be subject to risk of loss due to foreign currency fluctuations, political or economic instability, or geographic events that adversely impact issuers of foreign securities. Investments in non-U.S. securities also may be subject to withholding or other taxes and may be subject to additional trading, settlement, custodial, and operational risks. These and other factors can make investments in the Fund more volatile and potentially less liquid than other types of investments and may be heightened in connection with investments in developing or emerging markets countries.

- **Geopolitical Risk.** Japan has experienced security concerns, war, threats of war, aggression and/or conflict, terrorism, economic uncertainty, sanctions or the threat of sanctions, natural and environmental disasters, the spread of infectious illness, widespread disease or other public health issues and/or systemic market dislocations (including due to events outside of Japan) that have led, and in the future may lead, to increased short-term market volatility and may have adverse long-term effects on the U.S. and world economies and markets generally, each of which may negatively impact the Fund's investments.
- **Index and Data Risk.** The Fund is not "actively" managed and seeks to track the price and yield performance, before fees and expenses, of the Index. The Index Provider has the right to make adjustments to the Index or to cease making the Index available without regard to the particular interests of the Fund or its shareholders. If the computers or other facilities of the Index Provider, Index calculation agent, data providers and/or relevant stock exchange malfunction for any reason, calculation and dissemination of Index values may be delayed and trading in Fund shares may be suspended for a period of time. Errors in Index data, Index calculations and/or the construction of the Index may occur from time to time and may not be identified and/or corrected by the Index Provider, Index calculation agent or other applicable party for a period of time or at all, which may have an adverse impact on the Fund and its shareholders. The potential risk of continuing error may be particularly heightened in the case of the Index, which is generally not used as a benchmark by other funds or managers.
- **Industrials Sector Risk.** The Fund currently invests a significant portion of its assets in the industrials sector, and therefore the Fund's performance could be negatively impacted by events affecting this sector. The industrials sector includes, for example, aerospace and defense, non-residential construction, engineering, machinery, transportation, and commercial and professional services companies. The industrials sector can be significantly affected by, among other things, worldwide economy growth, supply and demand for specific products and services, rapid technological developments, and government regulation.
- **Investment Style Risk.** The Fund invests in the securities included in, or representative of, the Index regardless of their investment merit. The Fund does not attempt to outperform the Index or take defensive positions in declining markets. As a result, the Fund's performance may be adversely affected by a general decline in the market segments relating to the Index.
- **Issuer-Specific Risk.** Issuer-specific events, including changes in the actual or perceived financial condition of an issuer, can have a negative impact on the value of the Fund.
- **Non-Correlation Risk.** As with all index funds, the performance of the Fund and its Index may differ from each other for a variety of reasons. When markets are volatile, the ability to sell securities at fair value prices may be adversely impacted and may result in additional trading costs and/or increase the Index tracking risk.
- **Non-Diversification Risk.** The Fund is considered to be non-diversified, which means that it may invest more of its assets in the securities of a single issuer or a smaller number of issuers than if it were a diversified fund. To the extent the Fund invests a significant percentage of its assets in a limited number of issuers, the Fund is subject to the risks of investing in those few issuers, and may be more susceptible to a single adverse economic or regulatory occurrence. As a result, changes in the market value of a single security could cause greater fluctuations in the value of Fund shares than would occur in a diversified fund.

Fund Performance

Historical Fund performance, which varies over time, can provide an indication of the risks of investing in the Fund. The bar chart that follows shows the annual total returns of the Fund for each full calendar year since the Fund commenced operations, or the past 10 calendar years, as applicable. The table that follows the bar chart shows the Fund's average annual total returns, both before and after taxes. This table also shows how the Fund's performance compares to the Index and that of a relevant broad-based securities index. Index returns do not reflect deductions for fees, expenses or taxes. All returns assume reinvestment of dividends and distributions. The Fund's past performance (before and after taxes) is not necessarily an indication of how the Fund will perform in the future. Updated performance information for the Fund is available online on the Fund's website at www.wisdomtree.com.



The Fund's year-to-date total return as of June 30, 2021 was 2.97%.

Best and Worst Quarter Returns (for the periods reflected in the bar chart above)

	Return	Quarter/Year
Highest Return	13.27%	1Q/2013
Lowest Return	(21.18)%	1Q/2020

After-tax returns are calculated using the highest historical individual federal marginal income tax rates and do not reflect the impact of state and local taxes. Actual after-tax returns depend on your tax situation and may differ from those shown and are not relevant if you hold your shares through tax-deferred arrangements, such as 401(k) plans or individual retirement accounts. In some cases, the return after taxes may exceed the return before taxes due to an assumed tax benefit from any losses on a sale of Fund shares at the end of the measurement period.

Average Annual Total Returns for the periods ending December 31, 2020

WisdomTree Japan SmallCap Dividend Fund	1 Year	5 Years	10 Years
Return Before Taxes Based on NAV	(0.06)%	7.08%	7.17%
Return After Taxes on Distributions	(0.55)%	6.71%	6.80%
Return After Taxes on Distributions and Sale of Fund Shares	0.52%	5.67%	5.85%
WisdomTree Japan SmallCap Dividend Index (Reflects no deduction for fees, expenses or taxes)	0.41%	7.87%	8.01%
MSCI Japan Small Cap Index (Reflects no deduction for fees, expenses or taxes)	6.45%	8.55%	8.13%

Management

Investment Adviser and Sub-Adviser

WisdomTree Asset Management, Inc. ("WisdomTree Asset Management" or the "Adviser") serves as investment adviser to the Fund. Mellon Investments Corporation (the "Sub-Adviser") serves as sub-adviser to the Fund.

Portfolio Managers

The Fund is managed by the Sub-Adviser's Equity Index Strategies Portfolio Management team. The individual members of the team jointly and primarily responsible for the day-to-day management of the Fund's portfolio are described below.

Marlene Walker-Smith, a Director, Head of Equity Index Portfolio Management, has been a portfolio manager of the Fund since October 2020.

David France, CFA, a Vice President, Senior Portfolio Manager and Team Manager, has been a portfolio manager of the Fund since June 2021.

Todd Frysinger, CFA, a Vice President, Senior Portfolio Manager and Team Manager, has been a portfolio manager of the Fund since June 2021.

Vlasta Sheremeta, CFA, a Vice President, Senior Portfolio Manager and Team Manager, has been a portfolio manager of the Fund since June 2021.

Michael Stoll, a Vice President, Senior Portfolio Manager and Team Manager, has been a portfolio manager of the Fund since June 2021.

Buying and Selling Fund Shares

The Fund is an ETF. This means that individual shares of the Fund are listed on a national securities exchange, such as NYSE Arca, and may only be purchased and sold in the secondary market through a broker-dealer at market prices. Because Fund shares trade at market prices rather than NAV, shares may trade at a price greater than NAV (premium) or less than NAV (discount). In addition, an investor may incur costs attributable to the difference between the highest price a buyer is willing to pay to purchase shares (bid) and the lowest price a seller is willing to accept for shares (ask) when buying and selling shares in the secondary market (the “bid/ask spread”). Recent information regarding the Fund, including its NAV, market price, premiums and discounts, and bid/ask spreads, is available on the Fund’s website at www.wisdomtree.com.

The Fund issues and redeems shares at NAV only in large blocks of shares (“Creation Units”), which only certain institutions or large investors (typically market makers or other broker-dealers) may purchase or redeem. The Fund issues and redeems Creation Units in exchange for a portfolio of securities and/or U.S. cash.

Tax Information

The Fund intends to make distributions that may be taxed as ordinary income, qualified dividend income, or capital gains.

Payments to Broker-Dealers and Other Financial Intermediaries

If you purchase shares of the Fund through a broker-dealer or other financial intermediary (such as a bank) (an “Intermediary”), WisdomTree Asset Management or its affiliates may pay Intermediaries for certain activities related to the Fund, including participation in activities that are designed to make Intermediaries more knowledgeable about exchange traded products, including the Fund, or for other activities, such as marketing, educational training or other initiatives related to the sale or promotion of Fund shares. These payments may create a conflict of interest by influencing the Intermediary and your salesperson to recommend the Fund over another investment. Any such arrangements do not result in increased Fund expenses. Ask your salesperson or visit the Intermediary’s website for more information.

WisdomTree Japan Hedged Equity Fund

Investment Objective

The WisdomTree Japan Hedged Equity Fund (the “Fund”) seeks to track the price and yield performance, before fees and expenses, of the WisdomTree Japan Hedged Equity Index (the “Index”). The Fund seeks to provide Japanese equity returns while mitigating or “hedging” against fluctuations between the value of the Japanese yen and the U.S. dollar.

Fees and Expenses of the Fund

The following table describes the fees and expenses you may pay if you buy, hold and sell shares of the Fund. You may pay other fees, such as brokerage commissions and other fees to financial intermediaries, which are not reflected in the table and example below. The fees are expressed as a percentage of the Fund’s average net assets.

Shareholder Fees (fees paid directly from your investment)	None
Annual Fund Operating Expenses (expenses that you pay each year as a percentage of the value of your investment)	
Management Fees	0.48%
Distribution and/or Service (12b-1) Fees	None
Other Expenses	0.00%
Total Annual Fund Operating Expenses	0.48%

Example

The following example is intended to help retail investors compare the cost of investing in the Fund shares with the cost of investing in other funds. It illustrates the hypothetical expenses that such investors would incur over various periods if they were to invest \$10,000 in the Fund for the time periods indicated and then redeem all of the shares at the end of those periods. This example assumes that the Fund provides a return of 5% a year and that operating expenses remain the same. This example does not include the brokerage commissions that retail investors may pay to buy and sell shares of the Fund. Although your actual costs may be higher or lower, based on these assumptions, your costs would be:

	1 Year	3 Years	5 Years	10 Years
	\$ 49	\$ 154	\$ 269	\$ 604

Portfolio Turnover

The Fund pays transaction costs, such as commissions, when it buys and sells securities (or “turns over” its portfolio). A higher portfolio turnover rate may indicate higher transaction costs and may result in higher taxes when Fund shares are held in a taxable account. These costs, which are not reflected in annual fund operating expenses or in the example, affect the Fund’s performance. During the most recent fiscal year, the Fund’s portfolio turnover rate was 25% of the average value of its portfolio, excluding the value of portfolio securities received or delivered as a result of in-kind creations or redemptions of the Fund’s capital shares.

Principal Investment Strategies of the Fund

The Fund employs a “passive management” – or indexing – investment approach designed to track the performance of the Index. The Fund generally uses a representative sampling strategy to achieve its investment objective, meaning it generally will invest in a sample of securities in the Index whose risk, return and other characteristics resemble the risk, return and other characteristics of the Index as a whole. Under normal circumstances, at least 95% of the Fund’s total assets (exclusive of collateral held from securities lending) will be invested in component securities of the Index and investments that have economic characteristics that are substantially identical to the economic characteristics of such component securities.

The Index is designed to provide exposure to Japanese equity markets while at the same time neutralizing exposure to fluctuations of the Japanese yen relative to the U.S. dollar. The Index consists of dividend-paying companies incorporated in Japan and traded on the Tokyo Stock Exchange that derive less than 80% of their revenue from sources in Japan. By excluding companies that derive 80% or more of their revenue from Japan, the Index is tilted towards companies with a more significant global revenue base. The companies included in the Index typically have greater exposure to the value of global currencies and, in many cases, their business prospects historically have improved when the value of the yen has declined and have weakened when the value of the yen has increased. To

be eligible for inclusion in the Index, a company must meet the following criteria as of the annual Index screening date: (i) payment of at least \$5 million in cash dividends on common shares during the preceding annual cycle; (ii) market capitalization of at least \$100 million; (iii) average daily dollar trading volume of at least \$100,000 for the preceding three months; and (iv) trading of at least 250,000 shares per month for each of the preceding six months.

Securities are weighted in the Index based on dividends paid over the prior annual cycle. Companies that pay a greater total dollar amount of dividends are more heavily weighted. To derive a company's initial Index weight, (i) *multiply* the U.S. dollar value of the company's annual gross dividend per share by the number of common shares outstanding for that company (the "Cash Dividend Factor"); (ii) calculate the Cash Dividend Factor for each company; (iii) add together all of the companies' Cash Dividend Factors; and (iv) *divide* the company's Cash Dividend Factor by the sum of all Cash Dividend Factors. At the time of the Index's annual screening date, the maximum weight of any single security in the Index is capped at 5% and the maximum weight of any one sector in the Index is capped at 25% (with the exception of the real estate sector, which is capped at 15%); however, security and/or sector weights may fluctuate above the specified cap in response to market conditions and/or the application of volume factor adjustments. The Index methodology applies a volume factor adjustment to reduce a component security's weight in the Index and reallocate the reduction in weight pro rata among the other securities if, as of the annual Index screening date, a component security no longer meets certain trading volume thresholds.

WisdomTree Investments, Inc. ("WisdomTree Investments"), as Index provider, currently uses Standard & Poor's Global Industry Classification Standards ("S&P GICS") to define companies within a sector. The following sectors are included in the Index: consumer discretionary, consumer staples, energy, financials, health care, industrials, information technology, materials, real estate, communication services, and utilities. A sector is comprised of multiple industries. For example, the energy sector is comprised of companies in, among others, the natural gas, oil and petroleum industries. As of June 30, 2021, companies in the industrials, consumer discretionary and financials sectors comprised a significant portion of the Index.

The Index "hedges" against fluctuations in the relative value of the Japanese yen against the U.S. dollar. The Index is designed to have higher returns than an equivalent un-hedged investment when the yen is weakening relative to the U.S. dollar. Conversely, the Index is designed to have lower returns than an equivalent unhedged investment when the yen is rising relative to the U.S. dollar. The Index applies an applicable published one-month currency forward rate to the total equity exposure to Japan to hedged against fluctuations in the relative value of the Japanese yen against the U.S. dollar.

Forward currency contracts or futures contracts are used to offset the Fund's exposure to the Japanese yen. The amount of forward contracts and futures contracts in the Fund is based on the aggregate exposure of the Fund and Index to the Japanese yen. While this approach is designed to minimize the impact of currency fluctuations on Fund returns, it does not necessarily eliminate the Fund's exposure to the yen. The return of the forward currency contracts and currency futures contracts may not perfectly offset the actual fluctuations between the yen and the U.S. dollar.

To the extent the Index concentrates (*i.e.*, holds 25% or more of its total assets in the securities of a particular industry or group of industries, the Fund will concentrate its investments to approximately the same extent as the Index.

Principal Risks of Investing in the Fund

You can lose money on your investment in the Fund. The Fund is subject to the risks described below. The risks are generally presented in alphabetical order to facilitate finding particular risks when comparing them with other funds. Each risk summarized below is considered a "principal risk" of investing in the Fund, regardless of the order in which it appears. Some or all of these risks may adversely affect the Fund's net asset value per share ("NAV"), trading price, yield, total return and/or ability to meet its objective. For more information about the risks of investing in the Fund, see the sections in the Fund's Prospectus titled "Additional Principal Risk Information About the Funds" and "Additional Non-Principal Risk Information."

- **Geographic Concentration in Japan.** Because the Fund invests primarily in the securities of companies in Japan, the Fund's performance is expected to be closely tied to social, political, and economic conditions within Japan and to be more volatile than the performance of more geographically diversified funds. The Japanese economy has only recently emerged from a prolonged economic downturn. Since the year 2000, Japan's economic growth rate has remained relatively low. Economic growth is heavily dependent on international trade, government support of the financial services sector and other troubled sectors, and consistent government policy supporting

its export market. Slowdowns in the economies of key trading partners such as the United States, China and/or countries in Southeast Asia, including economic, political or social instability in such countries, could also have a negative impact on the Japanese economy as a whole. Currency fluctuations may also adversely impact the Japanese economy and its export market. In the past, the Japanese government has intervened in its currency market to maintain or reduce the value of the yen. Any such intervention could cause the yen's value to fluctuate sharply and unpredictably and could cause losses to investors. In addition, Japan's labor market is adapting to an aging workforce, declining population, and demand for increased labor mobility. These demographic shifts and fundamental structural changes to the labor market may negatively impact Japan's economic competitiveness. These and other factors could have a negative impact on the Fund's performance and increase the volatility of an investment in the Fund.

- **Hedging Risk.** Derivatives used by the Fund to offset its exposure to foreign currencies represented in the Index may not perform as intended. There can be no assurance that the Fund's hedging transactions will be effective. The value of an investment in the Fund could be significantly and negatively impacted if foreign currencies represented in the Index appreciate at the same time that the value of the Fund's equity holdings fall.
- **Investment Risk.** As with all investments, an investment in the Fund is subject to loss. Investors in the Fund could lose money, including the possible loss of the entire principal amount of an investment, over short or long periods of time.
- **Market Risk.** The trading prices of equity securities and other instruments fluctuate in response to a variety of factors, such as economic, financial or political events that impact the entire market, market segments, or specific issuers. The Fund's NAV and market price may fluctuate significantly in response to these and other factors. As a result, an investor could lose money over short or long periods of time. In addition, the respiratory disease caused by a novel coronavirus (COVID-19) has spread globally for over a year, resulting in a global pandemic and major disruption to economies and markets around the world, including the United States. During this time, financial markets have experienced extreme volatility and severe losses, and trading in many instruments has been disrupted or suspended. Liquidity for many instruments has been greatly reduced for periods of time. Although many global economies have begun to re-open as infection and hospitalization rates decline, some economies, including those of countries with limited access to COVID-19 vaccines, have struggled to control the spread of the virus and re-open their economies. As a result, it remains unclear how COVID-19 will impact global markets in the future.
- **Shares of the Fund May Trade at Prices Other Than NAV.** As with all exchange traded funds ("ETFs"), Fund shares may be bought and sold in the secondary market at market prices. The trading prices of the Fund's shares in the secondary market generally differ from the Fund's daily NAV and there may be times when the market price of the shares is more than the NAV (premium) or less than the NAV (discount). This risk is heightened in times of market volatility or periods of steep market declines. Because securities held by the Fund trade on, or have exposure to, foreign exchanges that are closed when the Fund's primary listing exchange is open, the Fund is likely to experience premiums and discounts greater than those of domestic ETFs. Additionally, in stressed market conditions, the market for the Fund's shares may become less liquid in response to deteriorating liquidity in the markets for the Fund's underlying portfolio holdings.
- **Cash Redemption Risk.** The Fund generally redeems shares for cash or otherwise includes cash as part of its redemption proceeds. The Fund may be required to sell or unwind portfolio investments in order to obtain the cash needed to distribute redemption proceeds. This may cause the Fund to recognize a capital gain that it might not have recognized if it had made a redemption in-kind. As a result, the Fund may pay out higher annual capital gain distributions than if the in-kind redemption process was used.
- **Consumer Discretionary Sector Risk.** The Fund currently invests a significant portion of its assets in the consumer discretionary sector, and therefore, the Fund's performance could be negatively impacted by events affecting this sector. The consumer discretionary sector includes, for example, automobile, textile and retail companies. This sector can be significantly affected by, among other things, economic growth, worldwide demand, social trends, consumers' disposable income levels, and propensity to spend.
- **Currency Exchange Rate Risk.** The Fund uses various strategies to attempt to minimize the impact of changes in the value of the Japanese yen against the U.S. dollar. These strategies may not be successful. In order to minimize transaction costs, or for other reasons, the Fund's exposure to the yen may not be fully hedged at all times. Currency exchange rates can be very volatile and can change quickly and unpredictably. As a result, the value of an investment in the Fund may also change quickly, unpredictably, and without warning, and you may lose money.

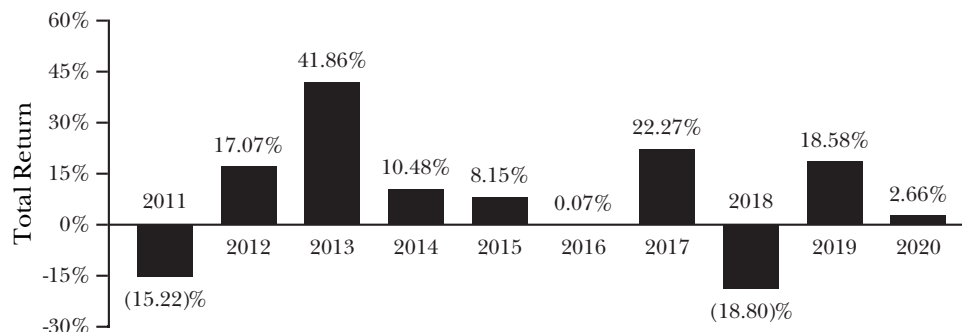
- **Cybersecurity Risk.** The Fund and its service providers may be susceptible to operational and information security risks resulting from a breach in cybersecurity, including cyber-attacks. A breach in cybersecurity, intentional or unintentional, may adversely impact the Fund in many ways, including, but not limited to, disruption of the Fund’s operational capacity, loss of proprietary information, theft or corruption of data, denial-of-service attacks on websites or network resources, and the unauthorized release of confidential information. Cyber-attacks affecting the Fund’s third-party service providers, market makers, institutional investors authorized to purchase and redeem shares directly from the Funds (*i.e.*, Authorized Participants), or the issuers of securities in which the Fund invests may subject the Fund to many of the same risks associated with direct cybersecurity breaches.
- **Derivatives Risk.** The Fund invests in derivatives. Derivatives are financial instruments that derive their performance from an underlying reference asset, such as a commodity, index, interest rate or inflation rate. The return on a derivative instrument may not correlate with the return of its underlying reference asset. Derivatives are subject to a number of risks described elsewhere in the Fund’s Prospectus, such as market risk and issuer-specific risk. Derivatives can be volatile and may be less liquid than other securities. As a result, the value of an investment in the Fund may change quickly and without warning and you may lose money. In addition to the other risks associated with the use of derivatives described elsewhere in this Prospectus, there are risks associated with the Fund’s use of forward currency contracts and/or futures contracts. With respect to forward currency contracts, these risks include but are not limited to the risk that the counterparty will default on its obligations. With respect to futures contracts, these risks include but are not limited to: (1) the success of the adviser’s and sub-adviser’s ability to predict movements in the prices of individual currencies or securities, fluctuations in markets and movements in interest rates; (2) an imperfect or no correlation between the changes in market value of the currencies or securities and the prices of futures contracts; and (3) no guarantee that an active market will exist for the futures contracts at any particular time.
- **Financials Sector Risk.** The Fund currently invests a significant portion of its assets in the financials sector, and therefore, the Fund’s performance could be negatively impacted by events affecting this sector. The financials sector includes, for example, banks and financial institutions providing mortgage and mortgage related services. This sector can be significantly affected by, among other things, changes in interest rates, government regulation, the rate of defaults on corporate, consumer and government debt, the availability and cost of capital, and fallout from the housing and sub-prime mortgage crisis.
- **Foreign Securities Risk.** Investments in non-U.S. securities involve political, regulatory, and economic risks that may not be present in U.S. securities. For example, investments in non-U.S. securities may be subject to risk of loss due to foreign currency fluctuations, political or economic instability, or geographic events that adversely impact issuers of foreign securities. Investments in non-U.S. securities also may be subject to withholding or other taxes and may be subject to additional trading, settlement, custodial, and operational risks. These and other factors can make investments in the Fund more volatile and potentially less liquid than other types of investments and may be heightened in connection with investments in developing or emerging markets countries.
- **Geopolitical Risk.** Japan has experienced security concerns, war, threats of war, aggression and/or conflict, terrorism, economic uncertainty, sanctions or the threat of sanctions, natural and environmental disasters, the spread of infectious illness, widespread disease or other public health issues and/or systemic market dislocations (including due to events outside of Japan) that have led, and in the future may lead, to increased short-term market volatility and may have adverse long-term effects on the U.S. and world economies and markets generally, each of which may negatively impact the Fund’s investments.
- **Index and Data Risk.** The Fund is not “actively” managed and seeks to track the price and yield performance, before fees and expenses, of the Index. The Index Provider has the right to make adjustments to the Index or to cease making the Index available without regard to the particular interests of the Fund or its shareholders. If the computers or other facilities of the Index Provider, Index calculation agent, data providers and/or relevant stock exchange malfunction for any reason, calculation and dissemination of Index values may be delayed and trading in Fund shares may be suspended for a period of time. Errors in Index data, Index calculations and/or the construction of the Index may occur from time to time and may not be identified and/or corrected by the Index Provider, Index calculation agent or other applicable party for a period of time or at all, which may have an adverse impact on the Fund and its shareholders. The potential risk of continuing error may be particularly heightened in the case of the Index, which is generally not used as a benchmark by other funds or managers.
- **Industrials Sector Risk.** The Fund currently invests a significant portion of its assets in the industrials sector, and therefore the Fund’s performance could be negatively impacted by events affecting this sector. The industrials

sector includes, for example, aerospace and defense, non-residential construction, engineering, machinery, transportation, and commercial and professional services companies. The industrials sector can be significantly affected by, among other things, worldwide economy growth, supply and demand for specific products and services, rapid technological developments, and government regulation.

- **Investment Style Risk.** The Fund invests in the securities included in, or representative of, the Index regardless of their investment merit. The Fund does not attempt to outperform the Index or take defensive positions in declining markets. As a result, the Fund’s performance may be adversely affected by a general decline in the market segments relating to the Index.
- **Issuer-Specific Risk.** Issuer-specific events, including changes in the actual or perceived financial condition of an issuer, can have a negative impact on the value of the Fund.
- **Large-Capitalization Investing Risk.** The Fund may invest in the securities of large-capitalization companies. As a result, the Fund’s performance may be adversely affected if securities of these companies underperform securities of smaller capitalization companies or the market as a whole. Large-capitalization companies may adapt more slowly to new competitive challenges and be subject to slower growth during times of economic expansion.
- **Mid-Capitalization Investing Risk.** The Fund may invest in the securities of mid-capitalization companies. As a result, the Fund’s performance may be adversely affected if securities of these companies underperform securities of other capitalization ranges or the market as a whole. Securities of mid-capitalization companies are often less stable and more vulnerable to market volatility and adverse economic developments than securities of larger companies, but mid-capitalization companies may also underperform the securities of small-capitalization companies because medium capitalization companies are more mature and are subject to slower growth during economic expansion.
- **Non-Correlation Risk.** As with all index funds, the performance of the Fund and its Index may differ from each other for a variety of reasons. When markets are volatile, the ability to sell securities at fair value prices may be adversely impacted and may result in additional trading costs and/or increase the Index tracking risk.
- **Non-Diversification Risk.** The Fund is considered to be non-diversified, which means that it may invest more of its assets in the securities of a single issuer or a smaller number of issuers than if it were a diversified fund. To the extent the Fund invests a significant percentage of its assets in a limited number of issuers, the Fund is subject to the risks of investing in those few issuers, and may be more susceptible to a single adverse economic or regulatory occurrence. As a result, changes in the market value of a single security could cause greater fluctuations in the value of Fund shares than would occur in a diversified fund.

Fund Performance

Historical Fund performance, which varies over time, can provide an indication of the risks of investing in the Fund. The bar chart that follows shows the annual total returns of the Fund for each full calendar year since the Fund commenced operations, or the past 10 calendar years, as applicable. The table that follows the bar chart shows the Fund’s average annual total returns, both before and after taxes. This table also shows how the Fund’s performance compares to the Index and that of a relevant broad-based securities index. Index returns do not reflect deductions for fees, expenses or taxes. All returns assume reinvestment of dividends and distributions. The Fund’s past performance (before and after taxes) is not necessarily an indication of how the Fund will perform in the future. Updated performance information for the Fund is available online on the Fund’s website at www.wisdomtree.com.



The Fund’s year-to-date total return as of June 30, 2021 was 13.41%.

Best and Worst Quarter Returns (for the periods reflected in the bar chart above)

	Return	Quarter/Year
Highest Return	18.19%	1Q/2013
Lowest Return	(21.42)%	1Q/2020

After-tax returns are calculated using the highest historical individual federal marginal income tax rates and do not reflect the impact of state and local taxes. Actual after-tax returns depend on your tax situation and may differ from those shown and are not relevant if you hold your shares through tax-deferred arrangements, such as 401(k) plans or individual retirement accounts. In some cases, the return after taxes may exceed the return before taxes due to an assumed tax benefit from any losses on a sale of Fund shares at the end of the measurement period.

Average Annual Total Returns for the periods ending December 31, 2020

WisdomTree Japan Hedged Equity Fund	1 Year	5 Years	10 Years
Return Before Taxes Based on NAV	2.66%	3.88%	7.36%
Return After Taxes on Distributions	2.22%	3.46%	6.53%
Return After Taxes on Distributions and Sale of Fund Shares	2.19%	3.14%	5.88%
WisdomTree Japan Hedged Equity Index (Reflects no deduction for fees, expenses or taxes)	3.12%	4.54%	7.96%
MSCI Japan Local Currency Index (Reflects no deduction for fees, expenses or taxes)	8.76%	5.38%	9.09%

Management

Investment Adviser and Sub-Adviser

WisdomTree Asset Management, Inc. (“WisdomTree Asset Management” or the “Adviser”) serves as investment adviser to the Fund. Mellon Investments Corporation (the “Sub-Adviser”) serves as sub-adviser to the Fund.

Portfolio Managers

The Fund is managed by the Sub-Adviser’s Equity Index Strategies Portfolio Management team. The individual members of the team jointly and primarily responsible for the day-to-day management of the Fund’s portfolio are described below.

Marlene Walker-Smith, a Director, Head of Equity Index Portfolio Management, has been a portfolio manager of the Fund since October 2020.

David France, CFA, a Vice President, Senior Portfolio Manager and Team Manager, has been a portfolio manager of the Fund since June 2021.

Todd Frysinger, CFA, a Vice President, Senior Portfolio Manager and Team Manager, has been a portfolio manager of the Fund since June 2021.

Vlasta Sheremeta, CFA, a Vice President, Senior Portfolio Manager and Team Manager, has been a portfolio manager of the Fund since June 2021.

Michael Stoll, a Vice President, Senior Portfolio Manager and Team Manager, has been a portfolio manager of the Fund since June 2021.

Buying and Selling Fund Shares

The Fund is an ETF. This means that individual shares of the Fund are listed on a national securities exchange, such as NYSE Arca, and may only be purchased and sold in the secondary market through a broker-dealer at market prices. Because Fund shares trade at market prices rather than NAV, shares may trade at a price greater than NAV (premium) or less than NAV (discount). In addition, an investor may incur costs attributable to the difference between the highest price a buyer is willing to pay to purchase shares (bid) and the lowest price a seller is willing to accept for shares (ask) when buying and selling shares in the secondary market (the “bid/ask spread”). Recent information regarding the Fund, including its NAV, market price, premiums and discounts, and bid/ask spreads, is available on the Fund’s website at www.wisdomtree.com.

The Fund issues and redeems shares at NAV only in large blocks of shares (“Creation Units”), which only certain institutions or large investors (typically market makers or other broker-dealers) may purchase or redeem. The Fund issues and redeems Creation Units in exchange for a portfolio of securities and/or U.S. cash.

Tax Information

The Fund intends to make distributions that may be taxed as ordinary income, qualified dividend income, or capital gains.

Payments to Broker-Dealers and Other Financial Intermediaries

If you purchase shares of the Fund through a broker-dealer or other financial intermediary (such as a bank) (an “Intermediary”), WisdomTree Asset Management or its affiliates may pay Intermediaries for certain activities related to the Fund, including participation in activities that are designed to make Intermediaries more knowledgeable about exchange traded products, including the Fund, or for other activities, such as marketing, educational training or other initiatives related to the sale or promotion of Fund shares. These payments may create a conflict of interest by influencing the Intermediary and your salesperson to recommend the Fund over another investment. Any such arrangements do not result in increased Fund expenses. Ask your salesperson or visit the Intermediary’s website for more information.

WisdomTree Japan Hedged SmallCap Equity Fund

Investment Objective

The WisdomTree Japan Hedged SmallCap Equity Fund (the “Fund”) seeks to track the price and yield performance, before fees and expenses, of the WisdomTree Japan Hedged SmallCap Equity Index (the “Index”).

Fees and Expenses of the Fund

The following table describes the fees and expenses you may pay if you buy, hold and sell shares of the Fund. You may pay other fees, such as brokerage commissions and other fees to financial intermediaries, which are not reflected in the table and example below. The fees are expressed as a percentage of the Fund’s average net assets.

Shareholder Fees (fees paid directly from your investment)	None
Annual Fund Operating Expenses (expenses that you pay each year as a percentage of the value of your investment)	
Management Fees	0.58%
Distribution and/or Service (12b-1) Fees	None
Other Expenses	0.00%
Total Annual Fund Operating Expenses	0.58%

Example

The following example is intended to help retail investors compare the cost of investing in the Fund shares with the cost of investing in other funds. It illustrates the hypothetical expenses that such investors would incur over various periods if they were to invest \$10,000 in the Fund for the time periods indicated and then redeem all of the shares at the end of those periods. This example assumes that the Fund provides a return of 5% a year and that operating expenses remain the same. This example does not include the brokerage commissions that retail investors may pay to buy and sell shares of the Fund. Although your actual costs may be higher or lower, based on these assumptions, your costs would be:

	1 Year	3 Years	5 Years	10 Years
	\$ 59	\$ 186	\$ 324	\$ 726

Portfolio Turnover

The Fund pays transaction costs, such as commissions, when it buys and sells securities (or “turns over” its portfolio). A higher portfolio turnover rate may indicate higher transaction costs and may result in higher taxes when Fund shares are held in a taxable account. These costs, which are not reflected in annual fund operating expenses or in the example, affect the Fund’s performance. During the most recent fiscal year, the Fund’s portfolio turnover rate was 41% of the average value of its portfolio, excluding the value of portfolio securities received or delivered as a result of in-kind creations or redemptions of the Fund’s capital shares.

Principal Investment Strategies of the Fund

The Fund employs a “passive management” – or indexing – investment approach designed to track the performance of the Index. The Fund generally uses a representative sampling strategy to achieve its investment objective, meaning it generally will invest in a sample of the securities in the Index whose risk, return and other characteristics resemble the risk, return and other characteristics of the Index as a whole. Under normal circumstances, at least 80% of the Fund’s total assets (exclusive of collateral held from securities lending) will be invested in component securities of the Index and investments that have economic characteristics that are substantially identical to the economic characteristics of such component securities.

The Index is a dividend weighted index designed to provide exposure to Japanese equity markets while at the same time neutralizing exposure to fluctuations of the value of the Japanese yen relative to the U.S. dollar. The Index consists of dividend-paying small capitalization companies incorporated in Japan and traded on the Tokyo Stock Exchange. As of June 30, 2021, the Index had a market capitalization range from \$109 million to \$8.6 billion, with an average market capitalization of \$1 billion. To be eligible for inclusion in the Index, a company must meet the following criteria as of the annual Index screening date: (i) incorporated in Japan and traded on the Tokyo Stock Exchange; (ii) payment of at least \$5 million in cash dividends on common shares during the preceding annual cycle; (iii) market capitalization of at least \$100 million; (iv) average daily dollar trading volume of at least \$100,000 for the preceding three months; and (v) trading of at least 250,000 shares per month for each of the preceding six

months. The 300 largest companies by market capitalization are then removed from the list of eligible companies, as of the annual Index screening date.

Securities are weighted in the Index based on dividends paid over the prior annual cycle. Companies that pay a greater total dollar amount of dividends are more heavily weighted. To derive a company's initial Index weight, (i) *multiply* the U.S. dollar value of the company's annual gross dividend per share by the number of common shares outstanding for that company (the "Cash Dividend Factor"); (ii) calculate the Cash Dividend Factor for each company; (iii) add together all of the companies' Cash Dividend Factors; and (iv) *divide* the company's Cash Dividend Factor by the sum of all Cash Dividend Factors. At the time of the Index's annual screening date, the maximum weight of any single security in the Index is capped at 2% and the maximum weight of any one sector in the Index is capped at 25% (with the exception of the real estate sector, which is capped at 15%); however, security and/or sector weights may fluctuate above the specified cap in response to market conditions and/or the application of volume factor adjustments. The Index methodology applies a volume factor adjustment to reduce a component security's weight in the Index and reallocate the reduction in weight pro rata among the other securities if, as of the annual Index screening date, a component security no longer meets certain trading volume thresholds.

WisdomTree Investments, Inc. ("WisdomTree Investments"), as Index provider, currently uses Standard & Poor's Global Industry Classification Standards ("S&P GICS") to define companies within a sector. The following sectors are included in the Index: consumer discretionary, consumer staples, energy, financials, health care, industrials, information technology, materials, real estate, communication services, and utilities. A sector is comprised of multiple industries. For example, the energy sector is comprised of companies in, among others, the natural gas, oil and petroleum industries. As of June 30, 2021, companies in the industrials and consumer discretionary sectors comprised a significant portion of the Index.

The Index "hedges" against fluctuations in the relative value of the Japanese yen against the U.S. dollar. The Index is designed to have higher returns than an equivalent unhedged investment when the yen is weakening relative to the U.S. dollar. Conversely, the Index is designed to have lower returns than an equivalent unhedged investment when the yen is rising relative to the U.S. dollar. The Index applies an applicable published one-month currency forward rate to the total equity exposure to Japan to hedge against fluctuations in the relative value of the Japanese yen against the U.S. dollar.

Forward currency contracts or futures contracts are used to offset the Fund's exposure to the Japanese yen. The amount of forward contracts and futures contracts in the Fund is based on the aggregate exposure of the Fund and Index to the Japanese yen. While this approach is designed to minimize the impact of currency fluctuations on Fund returns, it does not necessarily eliminate the Fund's exposure to the yen. The return of the forward currency contracts and currency futures contracts may not perfectly offset the actual fluctuations between the yen and the U.S. dollar.

To the extent the Index concentrates (*i.e.*, holds 25% or more of its total assets) in the securities of a particular industry or group of industries, the Fund will concentrate its investments to approximately the same extent as the Index.

Principal Risks of Investing in the Fund

You can lose money on your investment in the Fund. The Fund is subject to the risks described below. The risks are generally presented in alphabetical order to facilitate finding particular risks when comparing them with other funds. Each risk summarized below is considered a "principal risk" of investing in the Fund, regardless of the order in which it appears. Some or all of these risks may adversely affect the Fund's net asset value per share ("NAV"), trading price, yield, total return and/or ability to meet its objective. For more information about the risks of investing in the Fund, see the sections in the Fund's Prospectus titled "Additional Principal Risk Information About the Funds" and "Additional Non-Principal Risk Information."

- **Geographic Concentration in Japan.** Because the Fund invests primarily in the securities of companies in Japan, the Fund's performance is expected to be closely tied to social, political, and economic conditions within Japan and to be more volatile than the performance of more geographically diversified funds. The Japanese economy has only recently emerged from a prolonged economic downturn. Since the year 2000, Japan's economic growth rate has remained relatively low. Economic growth is heavily dependent on international trade, government support of the financial services sector and other troubled sectors, and consistent government policy supporting its export market. Slowdowns in the economies of key trading partners such as the United States, China and/or countries in Southeast Asia, including economic, political or social instability in such countries, could also have a negative impact on the Japanese economy as a whole. Currency fluctuations may also adversely impact the

Japanese economy and its export market. In the past, the Japanese government has intervened in its currency market to maintain or reduce the value of the yen. Any such intervention could cause the yen's value to fluctuate sharply and unpredictably and could cause losses to investors. In addition, Japan's labor market is adapting to an aging workforce, declining population, and demand for increased labor mobility. These demographic shifts and fundamental structural changes to the labor market may negatively impact Japan's economic competitiveness. These and other factors could have a negative impact on the Fund's performance and increase the volatility of an investment in the Fund.

- **Hedging Risk.** Derivatives used by the Fund to offset its exposure to foreign currencies represented in the Index may not perform as intended. There can be no assurance that the Fund's hedging transactions will be effective. The value of an investment in the Fund could be significantly and negatively impacted if foreign currencies represented in the Index appreciate at the same time that the value of the Fund's equity holdings fall.
- **Small-Capitalization Investing Risk.** The Fund invests primarily in the securities of small-capitalization companies. As a result, the Fund may be more volatile than funds that invest in larger, more established companies. The securities of small-capitalization companies generally trade in lower volumes and are subject to greater and more unpredictable price changes than larger capitalization stocks or the stock market as a whole. Small-capitalization companies may be particularly sensitive to adverse economic developments as well as changes in interest rates, government regulation, borrowing costs and earnings.
- **Investment Risk.** As with all investments, an investment in the Fund is subject to loss. Investors in the Fund could lose money, including the possible loss of the entire principal amount of an investment, over short or long periods of time.
- **Market Risk.** The trading prices of equity securities and other instruments fluctuate in response to a variety of factors, such as economic, financial or political events that impact the entire market, market segments, or specific issuers. The Fund's NAV and market price may fluctuate significantly in response to these and other factors. As a result, an investor could lose money over short or long periods of time. In addition, the respiratory disease caused by a novel coronavirus (COVID-19) has spread globally for over a year, resulting in a global pandemic and major disruption to economies and markets around the world, including the United States. During this time, financial markets have experienced extreme volatility and severe losses, and trading in many instruments has been disrupted or suspended. Liquidity for many instruments has been greatly reduced for periods of time. Although many global economies have begun to re-open as infection and hospitalization rates decline, some economies, including those of countries with limited access to COVID-19 vaccines, have struggled to control the spread of the virus and re-open their economies. As a result, it remains unclear how COVID-19 will impact global markets in the future.
- **Shares of the Fund May Trade at Prices Other Than NAV.** As with all exchange traded funds ("ETFs"), Fund shares may be bought and sold in the secondary market at market prices. The trading prices of the Fund's shares in the secondary market generally differ from the Fund's daily NAV and there may be times when the market price of the shares is more than the NAV (premium) or less than the NAV (discount). This risk is heightened in times of market volatility or periods of steep market declines. Because securities held by the Fund trade on, or have exposure to, foreign exchanges that are closed when the Fund's primary listing exchange is open, the Fund is likely to experience premiums and discounts greater than those of domestic ETFs. Additionally, in stressed market conditions, the market for the Fund's shares may become less liquid in response to deteriorating liquidity in the markets for the Fund's underlying portfolio holdings.
- **Cash Redemption Risk.** The Fund generally redeems shares for cash or otherwise includes cash as part of its redemption proceeds. The Fund may be required to sell or unwind portfolio investments in order to obtain the cash needed to distribute redemption proceeds. This may cause the Fund to recognize a capital gain that it might not have recognized if it had made a redemption in-kind. As a result, the Fund may pay out higher annual capital gain distributions than if the in-kind redemption process was used.
- **Consumer Discretionary Sector Risk.** The Fund currently invests a significant portion of its assets in the consumer discretionary sector, and therefore, the Fund's performance could be negatively impacted by events affecting this sector. The consumer discretionary sector includes, for example, automobile, textile and retail companies. This sector can be significantly affected by, among other things, economic growth, worldwide demand, social trends, consumers' disposable income levels, and propensity to spend.
- **Currency Exchange Rate Risk.** The Fund uses various strategies to attempt to minimize the impact of changes in the value of the Japanese yen against the U.S. dollar. These strategies may not be successful. In order to minimize

transaction costs, or for other reasons, the Fund's exposure to the yen may not be fully hedged at all times. Currency exchange rates can be very volatile and can change quickly and unpredictably. As a result, the value of an investment in the Fund may also change quickly, unpredictably, and without warning, and you may lose money.

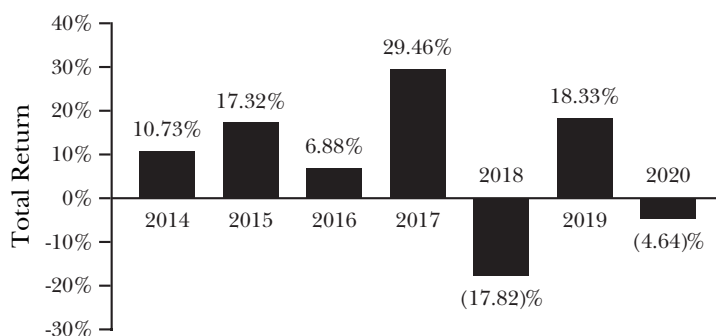
- **Cybersecurity Risk.** The Fund and its service providers may be susceptible to operational and information security risks resulting from a breach in cybersecurity, including cyber-attacks. A breach in cybersecurity, intentional or unintentional, may adversely impact the Fund in many ways, including, but not limited to, disruption of the Fund's operational capacity, loss of proprietary information, theft or corruption of data, denial-of-service attacks on websites or network resources, and the unauthorized release of confidential information. Cyber-attacks affecting the Fund's third-party service providers, market makers, institutional investors authorized to purchase and redeem shares directly from the Funds (*i.e.*, Authorized Participants), or the issuers of securities in which the Fund invests may subject the Fund to many of the same risks associated with direct cybersecurity breaches.
- **Derivatives Risk.** The Fund invests in derivatives. Derivatives are financial instruments that derive their performance from an underlying reference asset, such as a commodity, index, interest rate or inflation rate. The return on a derivative instrument may not correlate with the return of its underlying reference asset. Derivatives are subject to a number of risks described elsewhere in the Fund's Prospectus, such as market risk and issuer-specific risk. Derivatives can be volatile and may be less liquid than other securities. As a result, the value of an investment in the Fund may change quickly and without warning and you may lose money. In addition to the other risks associated with the use of derivatives described elsewhere in this Prospectus, there are risks associated with the Fund's use of forward currency contracts and/or futures contracts. With respect to forward currency contracts, these risks include but are not limited to the risk that the counterparty will default on its obligations. With respect to futures contracts, these risks include but are not limited to: (1) the success of the adviser's and sub-adviser's ability to predict movements in the prices of individual currencies or securities, fluctuations in markets and movements in interest rates; (2) an imperfect or no correlation between the changes in market value of the currencies or securities and the prices of futures contracts; and (3) no guarantee that an active market will exist for the futures contracts at any particular time.
- **Foreign Securities Risk.** Investments in non-U.S. securities involve political, regulatory, and economic risks that may not be present in U.S. securities. For example, investments in non-U.S. securities may be subject to risk of loss due to foreign currency fluctuations, political or economic instability, or geographic events that adversely impact issuers of foreign securities. Investments in non-U.S. securities also may be subject to withholding or other taxes and may be subject to additional trading, settlement, custodial, and operational risks. These and other factors can make investments in the Fund more volatile and potentially less liquid than other types of investments and may be heightened in connection with investments in developing or emerging markets countries.
- **Geopolitical Risk.** Japan has experienced security concerns, war, threats of war, aggression and/or conflict, terrorism, economic uncertainty, sanctions or the threat of sanctions, natural and environmental disasters, the spread of infectious illness, widespread disease or other public health issues and/or systemic market dislocations (including due to events outside of Japan) that have led, and in the future may lead, to increased short-term market volatility and may have adverse long-term effects on the U.S. and world economies and markets generally, each of which may negatively impact the Fund's investments.
- **Index and Data Risk.** The Fund is not "actively" managed and seeks to track the price and yield performance, before fees and expenses, of the Index. The Index Provider has the right to make adjustments to the Index or to cease making the Index available without regard to the particular interests of the Fund or its shareholders. If the computers or other facilities of the Index Provider, Index calculation agent, data providers and/or relevant stock exchange malfunction for any reason, calculation and dissemination of Index values may be delayed and trading in Fund shares may be suspended for a period of time. Errors in Index data, Index calculations and/or the construction of the Index may occur from time to time and may not be identified and/or corrected by the Index Provider, Index calculation agent or other applicable party for a period of time or at all, which may have an adverse impact on the Fund and its shareholders. The potential risk of continuing error may be particularly heightened in the case of the Index, which is generally not used as a benchmark by other funds or managers.
- **Industrials Sector Risk.** The Fund currently invests a significant portion of its assets in the industrials sector, and therefore the Fund's performance could be negatively impacted by events affecting this sector. The industrials sector includes, for example, aerospace and defense, non-residential construction, engineering, machinery,

transportation, and commercial and professional services companies. The industrials sector can be significantly affected by, among other things, worldwide economy growth, supply and demand for specific products and services, rapid technological developments, and government regulation.

- **Investment Style Risk.** The Fund invests in the securities included in, or representative of, the Index regardless of their investment merit. The Fund does not attempt to outperform the Index or take defensive positions in declining markets. As a result, the Fund's performance may be adversely affected by a general decline in the market segments relating to the Index.
- **Issuer-Specific Risk.** Issuer-specific events, including changes in the actual or perceived financial condition of an issuer, can have a negative impact on the value of the Fund.
- **Non-Correlation Risk.** As with all index funds, the performance of the Fund and its Index may differ from each other for a variety of reasons. When markets are volatile, the ability to sell securities at fair value prices may be adversely impacted and may result in additional trading costs and/or increase the Index tracking risk.
- **Non-Diversification Risk.** The Fund is considered to be non-diversified, which means that it may invest more of its assets in the securities of a single issuer or a smaller number of issuers than if it were a diversified fund. To the extent the Fund invests a significant percentage of its assets in a limited number of issuers, the Fund is subject to the risks of investing in those few issuers, and may be more susceptible to a single adverse economic or regulatory occurrence. As a result, changes in the market value of a single security could cause greater fluctuations in the value of Fund shares than would occur in a diversified fund.

Fund Performance

Historical Fund performance, which varies over time, can provide an indication of the risks of investing in the Fund. The bar chart that follows shows the annual total returns of the Fund for each full calendar year since the Fund commenced operations, or the past 10 calendar years, as applicable. The table that follows the bar chart shows the Fund's average annual total returns, both before and after taxes. This table also shows how the Fund's performance compares to the Index and that of a relevant broad-based securities index. Index returns do not reflect deductions for fees, expenses or taxes. All returns assume reinvestment of dividends and distributions. The Fund's past performance (before and after taxes) is not necessarily an indication of how the Fund will perform in the future. Updated performance information for the Fund is available online on the Fund's website at www.wisdomtree.com.



The Fund's year-to-date total return as of June 30, 2021 was 10.50%.

Best and Worst Quarter Returns (for the periods reflected in the bar chart above)

	Return	Quarter/Year
Highest Return	17.76%	4Q/2016
Lowest Return	(21.42)%	1Q/2020

After-tax returns are calculated using the highest historical individual federal marginal income tax rates and do not reflect the impact of state and local taxes. Actual after-tax returns depend on your tax situation and may differ from those shown and are not relevant if you hold your shares through tax-deferred arrangements, such as 401(k) plans or individual retirement accounts. In some cases, the return after taxes may exceed the return before taxes due to an assumed tax benefit from any losses on a sale of Fund shares at the end of the measurement period.

Average Annual Total Returns for the periods ending December 31, 2020

WisdomTree Japan Hedged SmallCap Equity Fund	1 Year	5 Years	Since Inception June 28, 2013
Return Before Taxes Based on NAV	(4.64)%	5.11%	9.04%
Return After Taxes on Distributions	(5.24)%	4.70%	8.28%
Return After Taxes on Distributions and Sale of Fund Shares	(2.18)%	4.07%	7.19%
WisdomTree Japan Hedged SmallCap Equity Index (Reflects no deduction for fees, expenses or taxes)	(3.84)%	5.84%	9.90%
MSCI Japan Small Cap Local Currency Index (Reflects no deduction for fees, expenses or taxes)	1.13%	5.28%	9.68%

Management

Investment Adviser and Sub-Adviser

WisdomTree Asset Management, Inc. (“WisdomTree Asset Management” or the “Adviser”) serves as investment adviser to the Fund. Mellon Investments Corporation (the “Sub-Adviser”) serves as sub-adviser to the Fund.

Portfolio Managers

The Fund is managed by the Sub-Adviser’s Equity Index Strategies Portfolio Management team. The individual members of the team jointly and primarily responsible for the day-to-day management of the Fund’s portfolio are described below.

Marlene Walker-Smith, a Director, Head of Equity Index Portfolio Management, has been a portfolio manager of the Fund since October 2020.

David France, CFA, a Vice President, Senior Portfolio Manager and Team Manager, has been a portfolio manager of the Fund since June 2021.

Todd Frysinger, CFA, a Vice President, Senior Portfolio Manager and Team Manager, has been a portfolio manager of the Fund since June 2021.

Vlasta Sheremeta, CFA, a Vice President, Senior Portfolio Manager and Team Manager, has been a portfolio manager of the Fund since June 2021.

Michael Stoll, a Vice President, Senior Portfolio Manager and Team Manager, has been a portfolio manager of the Fund since June 2021.

Buying and Selling Fund Shares

The Fund is an ETF. This means that individual shares of the Fund are listed on a national securities exchange, such as NASDAQ, and may only be purchased and sold in the secondary market through a broker-dealer at market prices. Because Fund shares trade at market prices rather than NAV, shares may trade at a price greater than NAV (premium) or less than NAV (discount). In addition, an investor may incur costs attributable to the difference between the highest price a buyer is willing to pay to purchase shares (bid) and the lowest price a seller is willing to accept for shares (ask) when buying and selling shares in the secondary market (the “bid/ask spread”). Recent information regarding the Fund, including its NAV, market price, premiums and discounts, and bid/ask spreads, is available on the Fund’s website at www.wisdomtree.com.

The Fund issues and redeems shares at NAV only in large blocks of shares (“Creation Units”), which only certain institutions or large investors (typically market makers or other broker-dealers) may purchase or redeem. The Fund issues and redeems Creation Units in exchange for a portfolio of securities and/or U.S. cash.

Tax Information

The Fund intends to make distributions that may be taxed as ordinary income, qualified dividend income, or capital gains.

Payments to Broker-Dealers and Other Financial Intermediaries

If you purchase shares of the Fund through a broker-dealer or other financial intermediary (such as a bank) (an “Intermediary”), WisdomTree Asset Management or its affiliates may pay Intermediaries for certain activities related

to the Fund, including participation in activities that are designed to make Intermediaries more knowledgeable about exchange traded products, including the Fund, or for other activities, such as marketing, educational training or other initiatives related to the sale or promotion of Fund shares. These payments may create a conflict of interest by influencing the Intermediary and your salesperson to recommend the Fund over another investment. Any such arrangements do not result in increased Fund expenses. Ask your salesperson or visit the Intermediary's website for more information.

WisdomTree Europe Hedged Equity Fund

Investment Objective

The WisdomTree Europe Hedged Equity Fund (the “Fund”) seeks to track the price and yield performance, before fees and expenses, of the WisdomTree Europe Hedged Equity Index (the “Index”).

Fees and Expenses of the Fund

The following table describes the fees and expenses you may pay if you buy, hold and sell shares of the Fund. You may pay other fees, such as brokerage commissions and other fees to financial intermediaries, which are not reflected in the table and example below. The fees are expressed as a percentage of the Fund’s average net assets.

Shareholder Fees (fees paid directly from your investment)	None
Annual Fund Operating Expenses (expenses that you pay each year as a percentage of the value of your investment)	
Management Fees	0.58%
Distribution and/or Service (12b-1) Fees	None
Other Expenses	0.00%
Total Annual Fund Operating Expenses	0.58%

Example

The following example is intended to help retail investors compare the cost of investing in the Fund shares with the cost of investing in other funds. It illustrates the hypothetical expenses that such investors would incur over various periods if they were to invest \$10,000 in the Fund for the time periods indicated and then redeem all of the shares at the end of those periods. This example assumes that the Fund provides a return of 5% a year and that operating expenses remain the same. This example does not include the brokerage commissions that retail investors may pay to buy and sell shares of the Fund. Although your actual costs may be higher or lower, based on these assumptions, your costs would be:

	1 Year	3 Years	5 Years	10 Years
	\$ 59	\$ 186	\$ 324	\$ 726

Portfolio Turnover

The Fund pays transaction costs, such as commissions, when it buys and sells securities (or “turns over” its portfolio). A higher portfolio turnover rate may indicate higher transaction costs and may result in higher taxes when Fund shares are held in a taxable account. These costs, which are not reflected in annual fund operating expenses or in the example, affect the Fund’s performance. During the most recent fiscal year, the Fund’s portfolio turnover rate was 55% of the average value of its portfolio, excluding the value of portfolio securities received or delivered as a result of in-kind creations or redemptions of the Fund’s capital shares.

Principal Investment Strategies of the Fund

The Fund employs a “passive management” – or indexing – investment approach designed to track the performance of the Index. The Fund generally uses a representative sampling strategy to achieve its investment objective, meaning it generally will invest in a sample of the securities in the Index whose risk, return and other characteristics resemble the risk, return and other characteristics of the Index as a whole. Under normal circumstances, at least 95% of the Fund’s total assets (exclusive of collateral held from securities lending) will be invested in component securities of the Index and investments that have economic characteristics that are substantially identical to the economic characteristics of such component securities.

The Index is a dividend weighted index designed to provide exposure to European equity securities, particularly shares of European exporters, while at the same time neutralizing exposure to fluctuations between the value of the U.S. dollar and the euro. Shares of European exporters stand to benefit from weakness in the value of the euro as this decreases the relative cost of the goods and services they are exporting. The Index consists of those dividend-paying companies within the WisdomTree International Equity Index, which defines the dividend-paying universe of companies in the industrialized world, excluding Canada and the United States, that are organized and domiciled under the laws of a European country, trade in euros, have at least \$1 billion in market capitalization, and derive at least 50% of their revenue from countries outside of Europe. Countries historically represented in the Index include: Germany, France, the Netherlands, Spain, Belgium, Finland, Italy, Portugal, Austria and Ireland. To

be eligible for inclusion in the Index, a company must meet the following criteria as of the annual Index screening date: (i) payment of at least \$5 million in cash dividends on shares of common stock during the preceding annual cycle; (ii) average daily dollar trading volume of at least \$100,000 for the preceding three months; and (iii) trading of at least 250,000 shares per month for each of the preceding six months.

Securities are weighted in the Index based on dividends paid over the prior annual cycle. Companies that pay a greater total dollar amount of dividends are more heavily weighted. To derive a company's initial Index weight, (i) *multiply* the U.S. dollar value of the company's annual gross dividend per share by the number of common shares outstanding for that company (the "Cash Dividend Factor"); (ii) calculate the Cash Dividend Factor for each company; (iii) add together all of the companies' Cash Dividend Factors; and (iv) *divide* the company's Cash Dividend Factor by the sum of all Cash Dividend Factors. At the time of the Index's annual screening date, the maximum weight of any single security in the Index is capped at 5% and the maximum weight of any one sector and any one country in the Index is capped at 25% (with the exception of the real estate sector, which is capped at 15%); however, security, sector and/or country weights may fluctuate above the specified cap in response to market conditions and/or the application of volume factor adjustments. The Index methodology applies a volume factor adjustment to reduce a component security's weight in the Index and reallocate the reduction in weight pro rata among the other securities if, as of the annual Index screening date, a component security no longer meets certain trading volume thresholds.

WisdomTree Investments, Inc. ("WisdomTree Investments"), as Index provider, currently uses Standard & Poor's Global Industry Classification Standards ("S&P GICS") to define companies within a sector. The following sectors are included in the Index: consumer discretionary, consumer staples, energy, financials, health care, industrials, information technology, materials, real estate, communication services, and utilities. A sector is comprised of multiple industries. For example, the energy sector is comprised of companies in, among others, the natural gas, oil and petroleum industries. As of June 30, 2021, companies in the consumer staples, materials and industrials sectors comprised a significant portion of the Index.

The Index "hedges" against fluctuations in the relative value of the euro against the U.S. dollar. The Index is designed to have higher returns than an equivalent un-hedged investment when the U.S. dollar is going up in value relative to the euro. Conversely, the Index is designed to have lower returns than an equivalent un-hedged investment when the U.S. dollar is falling in value relative to the euro. The Index applies an applicable published one-month currency forward rate to the total equity exposure of each country in the Index to hedge against fluctuations in the relative value of the euro against the U.S. dollar. If a country that had previously adopted the euro as its official currency were to revert back to its local currency, the country would remain in the Index and the Index would be hedged in such local currency as soon as practicable after forward rates become available for such currency.

Forward currency contracts or futures contracts are used to offset the Fund's exposure to the euro. The amount of forward contracts and futures contracts in the Fund is based on the aggregate exposure of the Fund and Index to the euro. While this approach is designed to minimize the impact of currency fluctuations on Fund returns, it does not necessarily eliminate exposure to all currency fluctuations. The return of the forward currency contracts and currency futures contracts may not perfectly offset the actual fluctuations of the euro relative to the U.S. dollar.

To the extent the Index concentrates (*i.e.*, holds 25% or more of its total assets) in the securities of a particular industry or group of industries, the Fund will concentrate its investments to approximately the same extent as the Index.

Principal Risks of Investing in the Fund

You can lose money on your investment in the Fund. The Fund is subject to the risks described below. The risks are generally presented in alphabetical order to facilitate finding particular risks when comparing them with other funds. Each risk summarized below is considered a "principal risk" of investing in the Fund, regardless of the order in which it appears. Some or all of these risks may adversely affect the Fund's net asset value per share ("NAV"), trading price, yield, total return and/or ability to meet its objective. For more information about the risks of investing in the Fund, see the sections in the Fund's Prospectus titled "Additional Principal Risk Information About the Funds" and "Additional Non-Principal Risk Information."

- **Geographic Concentration in Europe.** Because the Fund invests primarily in the securities of companies in Europe, the Fund's performance is expected to be closely tied to social, political, and economic conditions within Europe and to be more volatile than the performance of more geographically diversified funds. Most developed countries in Western Europe are members of the European Union ("EU"), many are also members of the European Economic and Monetary Union ("EMU"), and most EMU members are part of the euro zone, a

group of EMU countries that share the euro as their common currency. Members of the EMU must comply with restrictions on inflation rates, deficits, debt levels, and fiscal and monetary controls. The implementation of any such restrictions or controls, the default of an EU member country on its sovereign debt, significant fluctuations in the euro's exchange rate, or a change in governmental or EU trade regulations could each have a significant impact on the economies of some or all European countries. The United Kingdom formally exited the EU on January 31, 2020 (known as "Brexit"), and entered into an 11-month transition period which ended on December 31, 2020 at which time the United Kingdom left the EU single market and customs union under the terms of a new trade agreement. The trade agreement governs the relationship between the United Kingdom and EU with respect to trading goods and services but critical aspects of the relationship remain unresolved and subject to further negotiation and agreement. As a result of the uncertain consequences of Brexit, the economies of the United Kingdom and Europe, as well as the broader global economy, could be significantly impacted, which may result in increased volatility and illiquidity, and potentially lower economic growth on markets in the United Kingdom, Europe and globally. Any or all of these consequences could potentially have an adverse effect on the value of the Fund's investments. The Fund currently invests a significant portion of its assets in companies organized in France, Germany and the Netherlands, although this may change from time to time.

- **Hedging Risk.** Derivatives used by the Fund to offset its exposure to foreign currencies represented in the Index may not perform as intended. There can be no assurance that the Fund's hedging transactions will be effective. The value of an investment in the Fund could be significantly and negatively impacted if foreign currencies represented in the Index appreciate at the same time that the value of the Fund's equity holdings fall.
- **Investment Risk.** As with all investments, an investment in the Fund is subject to loss. Investors in the Fund could lose money, including the possible loss of the entire principal amount of an investment, over short or long periods of time.
- **Market Risk.** The trading prices of equity securities and other instruments fluctuate in response to a variety of factors, such as economic, financial or political events that impact the entire market, market segments, or specific issuers. The Fund's NAV and market price may fluctuate significantly in response to these and other factors. As a result, an investor could lose money over short or long periods of time. In addition, the respiratory disease caused by a novel coronavirus (COVID-19) has spread globally for over a year, resulting in a global pandemic and major disruption to economies and markets around the world, including the United States. During this time, financial markets have experienced extreme volatility and severe losses, and trading in many instruments has been disrupted or suspended. Liquidity for many instruments has been greatly reduced for periods of time. Although many global economies have begun to re-open as infection and hospitalization rates decline, some economies, including those of countries with limited access to COVID-19 vaccines, have struggled to control the spread of the virus and re-open their economies. As a result, it remains unclear how COVID-19 will impact global markets in the future.
- **Shares of the Fund May Trade at Prices Other Than NAV.** As with all exchange traded funds ("ETFs"), Fund shares may be bought and sold in the secondary market at market prices. The trading prices of the Fund's shares in the secondary market generally differ from the Fund's daily NAV and there may be times when the market price of the shares is more than the NAV (premium) or less than the NAV (discount). This risk is heightened in times of market volatility or periods of steep market declines. Because securities held by the Fund trade on, or have exposure to, foreign exchanges that are closed when the Fund's primary listing exchange is open, the Fund is likely to experience premiums and discounts greater than those of domestic ETFs. Additionally, in stressed market conditions, the market for the Fund's shares may become less liquid in response to deteriorating liquidity in the markets for the Fund's underlying portfolio holdings.
- **Cash Redemption Risk.** The Fund generally redeems shares for cash or otherwise includes cash as part of its redemption proceeds. The Fund may be required to sell or unwind portfolio investments in order to obtain the cash needed to distribute redemption proceeds. This may cause the Fund to recognize a capital gain that it might not have recognized if it had made a redemption in-kind. As a result, the Fund may pay out higher annual capital gain distributions than if the in-kind redemption process was used.
- **Consumer Staples Sector Risk.** The Fund currently invests a significant portion of its assets in the consumer staples sector, and therefore, the Fund's performance could be negatively impacted by events affecting this sector. The consumer staples sector includes, for example, food and drug retail and companies whose primary lines of business are food, beverage and other household items, including agricultural products. This sector can be significantly affected by, among other things, changes in price and availability of underlying commodities, rising energy prices and global and economic conditions.

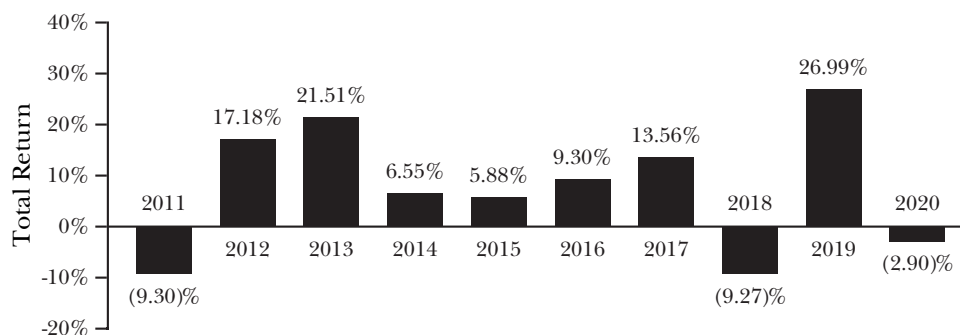
- **Currency Exchange Rate Risk.** The Fund uses various strategies to attempt to minimize the impact of changes in the value of the euro against the U.S. dollar. These strategies may not be successful. In order to minimize transaction costs, or for other reasons, the Fund's exposure to the euro may not be fully hedged at all times. Currency exchange rates can be very volatile and can change quickly and unpredictably. As a result, the value of an investment in the Fund may also change quickly, unpredictably, and without warning, and you may lose money.
- **Cybersecurity Risk.** The Fund and its service providers may be susceptible to operational and information security risks resulting from a breach in cybersecurity, including cyber-attacks. A breach in cybersecurity, intentional or unintentional, may adversely impact the Fund in many ways, including, but not limited to, disruption of the Fund's operational capacity, loss of proprietary information, theft or corruption of data, denial-of-service attacks on websites or network resources, and the unauthorized release of confidential information. Cyber-attacks affecting the Fund's third-party service providers, market makers, institutional investors authorized to purchase and redeem shares directly from the Funds (*i.e.*, Authorized Participants), or the issuers of securities in which the Fund invests may subject the Fund to many of the same risks associated with direct cybersecurity breaches.
- **Derivatives Risk.** The Fund invests in derivatives. Derivatives are financial instruments that derive their performance from an underlying reference asset, such as a commodity, index, interest rate or inflation rate. The return on a derivative instrument may not correlate with the return of its underlying reference asset. Derivatives are subject to a number of risks described elsewhere in the Fund's Prospectus, such as market risk and issuer-specific risk. Derivatives can be volatile and may be less liquid than other securities. As a result, the value of an investment in the Fund may change quickly and without warning and you may lose money. In addition to the other risks associated with the use of derivatives described elsewhere in this Prospectus, there are risks associated with the Fund's use of forward currency contracts and/or futures contracts. With respect to forward currency contracts, these risks include but are not limited to the risk that the counterparty will default on its obligations. With respect to futures contracts, these risks include but are not limited to: (1) the success of the adviser's and sub-adviser's ability to predict movements in the prices of individual currencies or securities, fluctuations in markets and movements in interest rates; (2) an imperfect or no correlation between the changes in market value of the currencies or securities and the prices of futures contracts; and (3) no guarantee that an active market will exist for the futures contracts at any particular time.
- **Foreign Securities Risk.** Investments in non-U.S. securities involve political, regulatory, and economic risks that may not be present in U.S. securities. For example, investments in non-U.S. securities may be subject to risk of loss due to foreign currency fluctuations, political or economic instability, or geographic events that adversely impact issuers of foreign securities. Investments in non-U.S. securities also may be subject to withholding or other taxes and may be subject to additional trading, settlement, custodial, and operational risks. These and other factors can make investments in the Fund more volatile and potentially less liquid than other types of investments and may be heightened in connection with investments in developing or emerging markets countries.
- **Geopolitical Risk.** Some countries and regions in which the Fund invests have experienced security concerns, war, threats of war, aggression and/or conflict, terrorism, economic uncertainty, sanctions or the threat of sanctions, natural and environmental disasters, the spread of infectious illness, widespread disease or other public health issues and/or systemic market dislocations (including due to events outside of such countries or regions) that have led, and in the future may lead, to increased short-term market volatility and may have adverse long-term effects on the U.S. and world economies and markets generally, each of which may negatively impact the Fund's investments.
- **Index and Data Risk.** The Fund is not "actively" managed and seeks to track the price and yield performance, before fees and expenses, of the Index. The Index Provider has the right to make adjustments to the Index or to cease making the Index available without regard to the particular interests of the Fund or its shareholders. If the computers or other facilities of the Index Provider, Index calculation agent, data providers and/or relevant stock exchange malfunction for any reason, calculation and dissemination of Index values may be delayed and trading in Fund shares may be suspended for a period of time. Errors in Index data, Index calculations and/or the construction of the Index may occur from time to time and may not be identified and/or corrected by the Index Provider, Index calculation agent or other applicable party for a period of time or at all, which may have an adverse impact on the Fund and its shareholders. The potential risk of continuing error may be particularly heightened in the case of the Index, which is generally not used as a benchmark by other funds or managers.

- **Industrials Sector Risk.** The Fund currently invests a significant portion of its assets in the industrials sector, and therefore the Fund's performance could be negatively impacted by events affecting this sector. The industrials sector includes, for example, aerospace and defense, non-residential construction, engineering, machinery, transportation, and commercial and professional services companies. The industrials sector can be significantly affected by, among other things, worldwide economy growth, supply and demand for specific products and services, rapid technological developments, and government regulation.
- **Investment Style Risk.** The Fund invests in the securities included in, or representative of, the Index regardless of their investment merit. The Fund does not attempt to outperform the Index or take defensive positions in declining markets. As a result, the Fund's performance may be adversely affected by a general decline in the market segments relating to the Index.
- **Issuer-Specific Risk.** Issuer-specific events, including changes in the actual or perceived financial condition of an issuer, can have a negative impact on the value of the Fund.
- **Large-Capitalization Investing Risk.** The Fund may invest in the securities of large-capitalization companies. As a result, the Fund's performance may be adversely affected if securities of these companies underperform securities of smaller capitalization companies or the market as a whole. Large-capitalization companies may adapt more slowly to new competitive challenges and be subject to slower growth during times of economic expansion.
- **Materials Sector Risk.** The Fund currently invests a significant portion of its assets in the basic materials sector. This sector includes, for example, metals and mining, chemicals and forest product companies. This sector can be significantly affected by, among other things, commodity price volatility, demand for basic materials, world economic growth, depletion of natural resources, technological progress, and government regulations.
- **Non-Correlation Risk.** As with all index funds, the performance of the Fund and its Index may differ from each other for a variety of reasons. When markets are volatile, the ability to sell securities at fair value prices may be adversely impacted and may result in additional trading costs and/or increase the Index tracking risk.
- **Non-Diversification Risk.** The Fund is considered to be non-diversified, which means that it may invest more of its assets in the securities of a single issuer or a smaller number of issuers than if it were a diversified fund. To the extent the Fund invests a significant percentage of its assets in a limited number of issuers, the Fund is subject to the risks of investing in those few issuers, and may be more susceptible to a single adverse economic or regulatory occurrence. As a result, changes in the market value of a single security could cause greater fluctuations in the value of Fund shares than would occur in a diversified fund.

Fund Performance

Historical Fund performance, which varies over time, can provide an indication of the risks of investing in the Fund. The bar chart that follows shows the annual total returns of the Fund for each full calendar year since the Fund commenced operations, or the past 10 calendar years, as applicable. The table that follows the bar chart shows the Fund's average annual total returns, both before and after taxes. This table also shows how the Fund's performance compares to the Index and that of a relevant broad-based securities index. Index returns do not reflect deductions for fees, expenses or taxes. All returns assume reinvestment of dividends and distributions. The Fund's past performance (before and after taxes) is not necessarily an indication of how the Fund will perform in the future. Updated performance information for the Fund is available online on the Fund's website at www.wisdomtree.com.

The Fund's name and objective changed effective August 29, 2012. Fund performance prior to August 29, 2012 reflects the investment objective of the Fund when it was the WisdomTree International Hedged Equity Fund and tracked the performance, before fees and expenses, of the WisdomTree DEFA International Hedged Equity Index.



The Fund's year-to-date total return as of June 30, 2021 was 16.03%.

Best and Worst Quarter Returns (for the periods reflected in the bar chart above)

	Return	Quarter/Year
Highest Return	18.19%	1Q/2015
Lowest Return	(26.33)%	1Q/2020

After-tax returns are calculated using the highest historical individual federal marginal income tax rates and do not reflect the impact of state and local taxes. Actual after-tax returns depend on your tax situation and may differ from those shown and are not relevant if you hold your shares through tax-deferred arrangements, such as 401(k) plans or individual retirement accounts. In some cases, the return after taxes may exceed the return before taxes due to an assumed tax benefit from any losses on a sale of Fund shares at the end of the measurement period.

Average Annual Total Returns for the periods ending December 31, 2020

WisdomTree Europe Hedged Equity Fund*	1 Year	5 Years	10 Years
Return Before Taxes Based on NAV	(2.90)%	6.79%	7.30%
Return After Taxes on Distributions	(3.42)%	6.29%	6.43%
Return After Taxes on Distributions and Sale of Fund Shares	(1.19)%	5.39%	5.73%
WisdomTree DEFA Intl Hedged Equity/Europe Hedged Equity Spliced Index** (Reflects no deduction for fees, expenses or taxes)	(2.32)%	7.27%	7.73%
MSCI EAFE Local Currency/MSCI EMU Local Currency Spliced Index*** (Reflects no deduction for fees, expenses or taxes)	(1.00)%	4.95%	6.38%

* The Fund's objective changed effective August 29, 2012. Prior to that date, the Fund sought to track the price and yield performance, before fees and expenses, of the WisdomTree DEFA International Hedged Equity Index. As of August 29, 2012, the Fund seeks to track the price and yield performance, before fees and expenses, of the WisdomTree Europe Hedged Equity Index.

** Reflects performance of the WisdomTree DEFA International Hedged Equity Index prior to August 29, 2012 and the WisdomTree Europe Hedged Equity Index thereafter.

*** Reflects performance of the MSCI EAFE Local Currency Index prior to August 29, 2012 and the MSCI EMU Local Currency Index thereafter.

Management

Investment Adviser and Sub-Adviser

WisdomTree Asset Management, Inc. ("WisdomTree Asset Management" or the "Adviser") serves as investment adviser to the Fund. Mellon Investments Corporation (the "Sub-Adviser") serves as sub-adviser to the Fund.

Portfolio Managers

The Fund is managed by the Sub-Adviser's Equity Index Strategies Portfolio Management team. The individual members of the team jointly and primarily responsible for the day-to-day management of the Fund's portfolio are described below.

Marlene Walker-Smith, a Director, Head of Equity Index Portfolio Management, has been a portfolio manager of the Fund since October 2020.

David France, CFA, a Vice President, Senior Portfolio Manager and Team Manager, has been a portfolio manager of the Fund since June 2021.

Todd Frysinger, CFA, a Vice President, Senior Portfolio Manager and Team Manager, has been a portfolio manager of the Fund since June 2021.

Vlasta Sheremeta, CFA, a Vice President, Senior Portfolio Manager and Team Manager, has been a portfolio manager of the Fund since June 2021.

Michael Stoll, a Vice President, Senior Portfolio Manager and Team Manager, has been a portfolio manager of the Fund since June 2021.

Buying and Selling Fund Shares

The Fund is an ETF. This means that individual shares of the Fund are listed on a national securities exchange, such as NYSE Arca, and may only be purchased and sold in the secondary market through a broker-dealer at market prices. Because Fund shares trade at market prices rather than NAV, shares may trade at a price greater than NAV (premium) or less than NAV (discount). In addition, an investor may incur costs attributable to the difference between the highest price a buyer is willing to pay to purchase shares (bid) and the lowest price a seller is willing to accept for shares (ask) when buying and selling shares in the secondary market (the “bid/ask spread”). Recent information regarding the Fund, including its NAV, market price, premiums and discounts, and bid/ask spreads, is available on the Fund’s website at www.wisdomtree.com.

The Fund issues and redeems shares at NAV only in large blocks of shares (“Creation Units”), which only certain institutions or large investors (typically market makers or other broker-dealers) may purchase or redeem. The Fund issues and redeems Creation Units in exchange for a portfolio of securities and/or U.S. cash.

Tax Information

The Fund intends to make distributions that may be taxed as ordinary income, qualified dividend income, or capital gains.

Payments to Broker-Dealers and Other Financial Intermediaries

If you purchase shares of the Fund through a broker-dealer or other financial intermediary (such as a bank) (an “Intermediary”), WisdomTree Asset Management or its affiliates may pay Intermediaries for certain activities related to the Fund, including participation in activities that are designed to make Intermediaries more knowledgeable about exchange traded products, including the Fund, or for other activities, such as marketing, educational training or other initiatives related to the sale or promotion of Fund shares. These payments may create a conflict of interest by influencing the Intermediary and your salesperson to recommend the Fund over another investment. Any such arrangements do not result in increased Fund expenses. Ask your salesperson or visit the Intermediary’s website for more information.

WisdomTree Europe Hedged SmallCap Equity Fund

Investment Objective

The WisdomTree Europe Hedged SmallCap Equity Fund (the “Fund”) seeks to track the price and yield performance, before fees and expenses, of the WisdomTree Europe Hedged SmallCap Equity Index (the “Index”).

Fees and Expenses of the Fund

The following table describes the fees and expenses you may pay if you buy, hold and sell shares of the Fund. You may pay other fees, such as brokerage commissions and other fees to financial intermediaries, which are not reflected in the table and example below. The fees are expressed as a percentage of the Fund’s average net assets.

Shareholder Fees (fees paid directly from your investment)	None
Annual Fund Operating Expenses (expenses that you pay each year as a percentage of the value of your investment)	
Management Fees	0.58%
Distribution and/or Service (12b-1) Fees	None
Other Expenses	0.00%
Total Annual Fund Operating Expenses	0.58%

Example

The following example is intended to help retail investors compare the cost of investing in the Fund shares with the cost of investing in other funds. It illustrates the hypothetical expenses that such investors would incur over various periods if they were to invest \$10,000 in the Fund for the time periods indicated and then redeem all of the shares at the end of those periods. This example assumes that the Fund provides a return of 5% a year and that operating expenses remain the same. This example does not include the brokerage commissions that retail investors may pay to buy and sell shares of the Fund. Although your actual costs may be higher or lower, based on these assumptions, your costs would be:

	1 Year	3 Years	5 Years	10 Years
	\$ 59	\$ 186	\$ 324	\$ 726

Portfolio Turnover

The Fund pays transaction costs, such as commissions, when it buys and sells securities (or “turns over” its portfolio). A higher portfolio turnover rate may indicate higher transaction costs and may result in higher taxes when Fund shares are held in a taxable account. These costs, which are not reflected in annual fund operating expenses or in the example, affect the Fund’s performance. During the most recent fiscal year, the Fund’s portfolio turnover rate was 77% of the average value of its portfolio, excluding the value of portfolio securities received or delivered as a result of in-kind creations or redemptions of the Fund’s capital shares.

Principal Investment Strategies of the Fund

The Fund employs a “passive management” – or indexing – investment approach designed to track the performance of the Index. The Fund generally uses a representative sampling strategy to achieve its investment objective, meaning it generally will invest in a sample of the securities in the Index whose risk, return and other characteristics resemble the risk, return, and other characteristics of the Index as a whole. Under normal circumstances, at least 80% of the Fund’s total assets (exclusive of collateral held from securities lending) will be invested in component securities of the Index and investments that have economic characteristics that are substantially identical to the economic characteristics of such component securities.

The Index is a dividend weighted index designed to provide exposure to small cap equity securities within Europe, while at the same time neutralizing exposure to fluctuations between the value of the euro and the U.S. dollar. The Index consists of the dividend-paying companies within the bottom 10% of the total market capitalization of the WisdomTree International Equity Index, which defines the dividend-paying universe of companies in the industrialized world, excluding Canada and the United States, that trade in euros and are domiciled (*i.e.*, maintain their principal place of business) in and list their shares on a stock exchange in a European country, such as Austria, Belgium, Finland, France, Germany, Ireland, Italy, Netherlands, Portugal or Spain. As of June 30, 2021, the Index had a market capitalization range from \$280 million to \$16.4 billion, with an average market capitalization of \$3.3 billion. To be eligible for inclusion in the Index, a company must meet the following criteria as of the annual

Index screening date: (i) payment of at least \$5 million in cash dividends on common shares during the preceding annual cycle; (ii) market capitalization of at least \$100 million; (iii) average daily dollar trading volume of at least \$100,000 for the preceding three months; and (iv) trading of at least 250,000 shares per month for each of the preceding six months.

Securities are weighted in the Index based on dividends paid over the prior annual cycle. Companies that pay a greater total dollar amount of dividends are more heavily weighted. To derive a company's initial Index weight, (i) multiply the U.S. dollar value of the company's annual gross dividend per share by the number of common shares outstanding for that company (the "Cash Dividend Factor"); (ii) calculate the Cash Dividend Factor for each company; (iii) add together all of the companies' Cash Dividend Factors; and (iv) divide the company's Cash Dividend Factor by the sum of all Cash Dividend Factors. At the time of the Index's annual screening date, the maximum weight of any single security is capped at 2% and the maximum weight of any one sector and any one country is capped at 25% (with the exception of the real estate sector, which is capped at 15%); however, security, sector and/or country weights may fluctuate above the specified cap in response to market conditions and/or the application of volume factor adjustments. The Index methodology applies a volume factor adjustment to reduce a component security's weight in the Index and reallocate the reduction in weight pro rata among the other securities if, as of the annual Index screening date, a component security no longer meets certain trading volume thresholds.

WisdomTree Investments, Inc. ("WisdomTree Investments"), as Index provider, currently uses Standard & Poor's Global Industry Classification Standards ("S&P GICS") to define companies within a sector. The following sectors are included in the Index: consumer discretionary, consumer staples, energy, financials, health care, industrials, information technology, materials, real estate, communication services, and utilities. A sector is comprised of multiple industries. For example, the energy sector is comprised of companies in, among others, the natural gas, oil and petroleum industries. As of June 30, 2021, companies in the industrials sector comprised a significant portion of the Index.

The Index "hedges" against fluctuations in the relative value of the euro against the U.S. dollar. The Index is designed to have higher returns than an equivalent un-hedged investment when the U.S. dollar is going up in value relative to the euro. Conversely, the Index is designed to have lower returns than an equivalent un-hedged investment when the U.S. dollar is falling in value relative to the euro. The Index applies an applicable published one-month currency forward rate to the total equity exposure of each country in the Index to hedge against fluctuations in the relative value of the euro against the U.S. dollar. If a country that had previously adopted the euro as its official currency were to revert back to its local currency, the country would remain in the Index and the Index would be hedged in such local currency as soon as practicable after forward rates become available for such currency.

Forward currency contracts or futures contracts are used to offset the Fund's exposure to the euro. The amount of forward contracts and futures contracts in the Fund is based on the aggregate exposure of the Fund and Index to the euro. While this approach is designed to minimize the impact of currency fluctuations on Fund returns, it does not necessarily eliminate exposure to all currency fluctuations. The return of the forward currency contracts and currency futures contracts may not perfectly offset the actual fluctuations of the euro relative to the U.S. dollar.

To the extent the Index concentrates (*i.e.*, holds 25% or more of its total assets) in the securities of a particular industry or group of industries, the Fund will concentrate its investments to approximately the same extent as the Index.

Principal Risks of Investing in the Fund

You can lose money on your investment in the Fund. The Fund is subject to the risks described below. The risks are generally presented in alphabetical order to facilitate finding particular risks when comparing them with other funds. Each risk summarized below is considered a "principal risk" of investing in the Fund, regardless of the order in which it appears. Some or all of these risks may adversely affect the Fund's net asset value per share ("NAV"), trading price, yield, total return and/or ability to meet its objective. For more information about the risks of investing in the Fund, see the sections in the Fund's Prospectus titled "Additional Principal Risk Information About the Funds" and "Additional Non-Principal Risk Information."

■ **Geographic Concentration in Europe.** Because the Fund invests primarily in the securities of companies in Europe, the Fund's performance is expected to be closely tied to social, political, and economic conditions within Europe and to be more volatile than the performance of more geographically diversified funds. Most developed countries in Western Europe are members of the European Union ("EU"), many are also members of the European Economic and Monetary Union ("EMU"), and most EMU members are part of the euro zone, a

group of EMU countries that share the euro as their common currency. Members of the EMU must comply with restrictions on inflation rates, deficits, debt levels, and fiscal and monetary controls. The implementation of any such restrictions or controls, the default of an EU member country on its sovereign debt, significant fluctuations in the euro's exchange rate, or a change in governmental or EU trade regulations could each have a significant impact on the economies of some or all European countries. The United Kingdom formally exited the EU on January 31, 2020 (known as "Brexit"), and entered into an 11-month transition period which ended on December 31, 2020 at which time the United Kingdom left the EU single market and customs union under the terms of a new trade agreement. The trade agreement governs the relationship between the United Kingdom and EU with respect to trading goods and services but critical aspects of the relationship remain unresolved and subject to further negotiation and agreement. As a result of the uncertain consequences of Brexit, the economies of the United Kingdom and Europe, as well as the broader global economy, could be significantly impacted, which may result in increased volatility and illiquidity, and potentially lower economic growth on markets in the United Kingdom, Europe and globally. Any or all of these consequences could potentially have an adverse effect on the value of the Fund's investments. The Fund currently invests a significant portion of its assets in companies organized in Italy, although this may change from time to time.

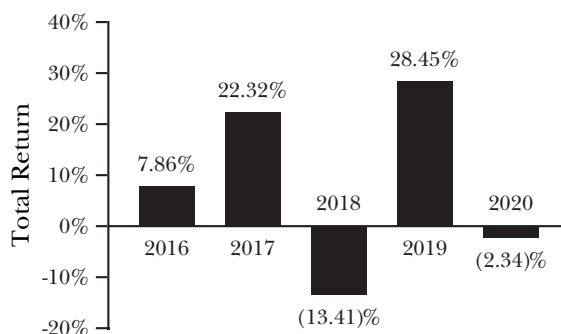
- **Hedging Risk.** Derivatives used by the Fund to offset its exposure to foreign currencies represented in the Index may not perform as intended. There can be no assurance that the Fund's hedging transactions will be effective. The value of an investment in the Fund could be significantly and negatively impacted if foreign currencies represented in the Index appreciate at the same time that the value of the Fund's equity holdings fall.
- **Small-Capitalization Investing Risk.** The Fund invests primarily in the securities of small-capitalization companies. As a result, the Fund may be more volatile than funds that invest in larger, more established companies. The securities of small-capitalization companies generally trade in lower volumes and are subject to greater and more unpredictable price changes than larger capitalization stocks or the stock market as a whole. Small-capitalization companies may be particularly sensitive to adverse economic developments as well as changes in interest rates, government regulation, borrowing costs and earnings.
- **Investment Risk.** As with all investments, an investment in the Fund is subject to loss. Investors in the Fund could lose money, including the possible loss of the entire principal amount of an investment, over short or long periods of time.
- **Market Risk.** The trading prices of equity securities and other instruments fluctuate in response to a variety of factors, such as economic, financial or political events that impact the entire market, market segments, or specific issuers. The Fund's NAV and market price may fluctuate significantly in response to these and other factors. As a result, an investor could lose money over short or long periods of time. In addition, the respiratory disease caused by a novel coronavirus (COVID-19) has spread globally for over a year, resulting in a global pandemic and major disruption to economies and markets around the world, including the United States. During this time, financial markets have experienced extreme volatility and severe losses, and trading in many instruments has been disrupted or suspended. Liquidity for many instruments has been greatly reduced for periods of time. Although many global economies have begun to re-open as infection and hospitalization rates decline, some economies, including those of countries with limited access to COVID-19 vaccines, have struggled to control the spread of the virus and re-open their economies. As a result, it remains unclear how COVID-19 will impact global markets in the future.
- **Shares of the Fund May Trade at Prices Other Than NAV.** As with all exchange traded funds ("ETFs"), Fund shares may be bought and sold in the secondary market at market prices. The trading prices of the Fund's shares in the secondary market generally differ from the Fund's daily NAV and there may be times when the market price of the shares is more than the NAV (premium) or less than the NAV (discount). This risk is heightened in times of market volatility or periods of steep market declines. Because securities held by the Fund trade on, or have exposure to, foreign exchanges that are closed when the Fund's primary listing exchange is open, the Fund is likely to experience premiums and discounts greater than those of domestic ETFs. Additionally, in stressed market conditions, the market for the Fund's shares may become less liquid in response to deteriorating liquidity in the markets for the Fund's underlying portfolio holdings.
- **Cash Redemption Risk.** The Fund generally redeems shares for cash or otherwise includes cash as part of its redemption proceeds. The Fund may be required to sell or unwind portfolio investments in order to obtain the cash needed to distribute redemption proceeds. This may cause the Fund to recognize a capital gain that it might not have recognized if it had made a redemption in-kind. As a result, the Fund may pay out higher annual capital gain distributions than if the in-kind redemption process was used.

- **Currency Exchange Rate Risk.** The Fund uses various strategies to attempt to minimize the impact of changes in the value of the euro against the U.S. dollar. These strategies may not be successful. In order to minimize transaction costs, or for other reasons, the Fund's exposure to the euro may not be fully hedged at all times. Currency exchange rates can be very volatile and can change quickly and unpredictably. As a result, the value of an investment in the Fund may also change quickly, unpredictably, and without warning, and you may lose money.
- **Cybersecurity Risk.** The Fund and its service providers may be susceptible to operational and information security risks resulting from a breach in cybersecurity, including cyber-attacks. A breach in cybersecurity, intentional or unintentional, may adversely impact the Fund in many ways, including, but not limited to, disruption of the Fund's operational capacity, loss of proprietary information, theft or corruption of data, denial-of-service attacks on websites or network resources, and the unauthorized release of confidential information. Cyber-attacks affecting the Fund's third-party service providers, market makers, institutional investors authorized to purchase and redeem shares directly from the Funds (*i.e.*, Authorized Participants), or the issuers of securities in which the Fund invests may subject the Fund to many of the same risks associated with direct cybersecurity breaches.
- **Derivatives Risk.** The Fund invests in derivatives. Derivatives are financial instruments that derive their performance from an underlying reference asset, such as a commodity, index, interest rate or inflation rate. The return on a derivative instrument may not correlate with the return of its underlying reference asset. Derivatives are subject to a number of risks described elsewhere in the Fund's Prospectus, such as market risk and issuer-specific risk. Derivatives can be volatile and may be less liquid than other securities. As a result, the value of an investment in the Fund may change quickly and without warning and you may lose money. In addition to the other risks associated with the use of derivatives described elsewhere in this Prospectus, there are risks associated with the Fund's use of forward currency contracts and/or futures contracts. With respect to forward currency contracts, these risks include but are not limited to the risk that the counterparty will default on its obligations. With respect to futures contracts, these risks include but are not limited to: (1) the success of the adviser's and sub-adviser's ability to predict movements in the prices of individual currencies or securities, fluctuations in markets and movements in interest rates; (2) an imperfect or no correlation between the changes in market value of the currencies or securities and the prices of futures contracts; and (3) no guarantee that an active market will exist for the futures contracts at any particular time.
- **Foreign Securities Risk.** Investments in non-U.S. securities involve political, regulatory, and economic risks that may not be present in U.S. securities. For example, investments in non-U.S. securities may be subject to risk of loss due to foreign currency fluctuations, political or economic instability, or geographic events that adversely impact issuers of foreign securities. Investments in non-U.S. securities also may be subject to withholding or other taxes and may be subject to additional trading, settlement, custodial, and operational risks. These and other factors can make investments in the Fund more volatile and potentially less liquid than other types of investments and may be heightened in connection with investments in developing or emerging markets countries.
- **Geopolitical Risk.** Some countries and regions in which the Fund invests have experienced security concerns, war, threats of war, aggression and/or conflict, terrorism, economic uncertainty, sanctions or the threat of sanctions, natural and environmental disasters, the spread of infectious illness, widespread disease or other public health issues and/or systemic market dislocations (including due to events outside of such countries or regions) that have led, and in the future may lead, to increased short-term market volatility and may have adverse long-term effects on the U.S. and world economies and markets generally, each of which may negatively impact the Fund's investments.
- **Index and Data Risk.** The Fund is not "actively" managed and seeks to track the price and yield performance, before fees and expenses, of the Index. The Index Provider has the right to make adjustments to the Index or to cease making the Index available without regard to the particular interests of the Fund or its shareholders. If the computers or other facilities of the Index Provider, Index calculation agent, data providers and/or relevant stock exchange malfunction for any reason, calculation and dissemination of Index values may be delayed and trading in Fund shares may be suspended for a period of time. Errors in Index data, Index calculations and/or the construction of the Index may occur from time to time and may not be identified and/or corrected by the Index Provider, Index calculation agent or other applicable party for a period of time or at all, which may have an adverse impact on the Fund and its shareholders. The potential risk of continuing error may be particularly heightened in the case of the Index, which is generally not used as a benchmark by other funds or managers.

- **Industrials Sector Risk.** The Fund currently invests a significant portion of its assets in the industrials sector, and therefore the Fund's performance could be negatively impacted by events affecting this sector. The industrials sector includes, for example, aerospace and defense, non-residential construction, engineering, machinery, transportation, and commercial and professional services companies. The industrials sector can be significantly affected by, among other things, worldwide economy growth, supply and demand for specific products and services, rapid technological developments, and government regulation.
- **Investment Style Risk.** The Fund invests in the securities included in, or representative of, the Index regardless of their investment merit. The Fund does not attempt to outperform the Index or take defensive positions in declining markets. As a result, the Fund's performance may be adversely affected by a general decline in the market segments relating to the Index.
- **Issuer-Specific Risk.** Issuer-specific events, including changes in the actual or perceived financial condition of an issuer, can have a negative impact on the value of the Fund.
- **Non-Correlation Risk.** As with all index funds, the performance of the Fund and its Index may differ from each other for a variety of reasons. When markets are volatile, the ability to sell securities at fair value prices may be adversely impacted and may result in additional trading costs and/or increase the Index tracking risk.
- **Non-Diversification Risk.** The Fund is considered to be non-diversified, which means that it may invest more of its assets in the securities of a single issuer or a smaller number of issuers than if it were a diversified fund. To the extent the Fund invests a significant percentage of its assets in a limited number of issuers, the Fund is subject to the risks of investing in those few issuers, and may be more susceptible to a single adverse economic or regulatory occurrence. As a result, changes in the market value of a single security could cause greater fluctuations in the value of Fund shares than would occur in a diversified fund.

Fund Performance

Historical Fund performance, which varies over time, can provide an indication of the risks of investing in the Fund. The bar chart that follows shows the annual total returns of the Fund for each full calendar year since the Fund commenced operations, or the past 10 calendar years, as applicable. The table that follows the bar chart shows the Fund's average annual total returns, both before and after taxes. This table also shows how the Fund's performance compares to the Index and that of a relevant broad-based securities index. Index returns do not reflect deductions for fees, expenses or taxes. All returns assume reinvestment of dividends and distributions. The Fund's past performance (before and after taxes) is not necessarily an indication of how the Fund will perform in the future. Updated performance information for the Fund is available online on the Fund's website at www.wisdomtree.com.



The Fund's year-to-date total return as of June 30, 2021 was 14.89%.

Best and Worst Quarter Returns (for the periods reflected in the bar chart above)

	Return	Quarter/Year
Highest Return	15.75%	2Q/2020
Lowest Return	(28.76)%	1Q/2020

After-tax returns are calculated using the highest historical individual federal marginal income tax rates and do not reflect the impact of state and local taxes. Actual after-tax returns depend on your tax situation and may differ from those shown and are not relevant if you hold your shares through tax-deferred arrangements, such as 401(k) plans

or individual retirement accounts. In some cases, the return after taxes may exceed the return before taxes due to an assumed tax benefit from any losses on a sale of Fund shares at the end of the measurement period.

Average Annual Total Returns for the periods ending December 31, 2020

WisdomTree Europe Hedged SmallCap Equity Fund	1 Year	5 Years	Since Inception March 4, 2015
Return Before Taxes Based on NAV	(2.34)%	7.46%	7.03%
Return After Taxes on Distributions	(2.91)%	7.08%	6.47%
Return After Taxes on Distributions and Sale of Fund Shares	(0.61)%	6.08%	5.65%
WisdomTree Europe Hedged SmallCap Equity Index (Reflects no deduction for fees, expenses or taxes)	(1.80)%	7.63%	7.16%
MSCI EMU Small Cap Local Currency Index (Reflects no deduction for fees, expenses or taxes)	5.49%	7.45%	7.59%

Management

Investment Adviser and Sub-Adviser

WisdomTree Asset Management, Inc. (“WisdomTree Asset Management” or the “Adviser”) serves as investment adviser to the Fund. Mellon Investments Corporation (the “Sub-Adviser”) serves as sub-adviser to the Fund.

Portfolio Managers

The Fund is managed by the Sub-Adviser’s Equity Index Strategies Portfolio Management team. The individual members of the team jointly and primarily responsible for the day-to-day management of the Fund’s portfolio are described below.

Marlene Walker-Smith, a Director, Head of Equity Index Portfolio Management, has been a portfolio manager of the Fund since October 2020.

David France, CFA, a Vice President, Senior Portfolio Manager and Team Manager, has been a portfolio manager of the Fund since June 2021.

Todd Frysinger, CFA, a Vice President, Senior Portfolio Manager and Team Manager, has been a portfolio manager of the Fund since June 2021.

Vlasta Sheremeta, CFA, a Vice President, Senior Portfolio Manager and Team Manager, has been a portfolio manager of the Fund since June 2021.

Michael Stoll, a Vice President, Senior Portfolio Manager and Team Manager, has been a portfolio manager of the Fund since June 2021.

Buying and Selling Fund Shares

The Fund is an ETF. This means that individual shares of the Fund are listed on a national securities exchange, such as NYSE Arca, and may only be purchased and sold in the secondary market through a broker-dealer at market prices. Because Fund shares trade at market prices rather than NAV, shares may trade at a price greater than NAV (premium) or less than NAV (discount). In addition, an investor may incur costs attributable to the difference between the highest price a buyer is willing to pay to purchase shares (bid) and the lowest price a seller is willing to accept for shares (ask) when buying and selling shares in the secondary market (the “bid/ask spread”). Recent information regarding the Fund, including its NAV, market price, premiums and discounts, and bid/ask spreads, is available on the Fund’s website at www.wisdomtree.com.

The Fund issues and redeems shares at NAV only in large blocks of shares (“Creation Units”), which only certain institutions or large investors (typically market makers or other broker-dealers) may purchase or redeem. The Fund issues and redeems Creation Units in exchange for a portfolio of securities and/or U.S. cash.

Tax Information

The Fund intends to make distributions that may be taxed as ordinary income, qualified dividend income, or capital gains.

Payments to Broker-Dealers and Other Financial Intermediaries

If you purchase shares of the Fund through a broker-dealer or other financial intermediary (such as a bank) (an “Intermediary”), WisdomTree Asset Management or its affiliates may pay Intermediaries for certain activities related to the Fund, including participation in activities that are designed to make Intermediaries more knowledgeable about exchange traded products, including the Fund, or for other activities, such as marketing, educational training or other initiatives related to the sale or promotion of Fund shares. These payments may create a conflict of interest by influencing the Intermediary and your salesperson to recommend the Fund over another investment. Any such arrangements do not result in increased Fund expenses. Ask your salesperson or visit the Intermediary’s website for more information.

WisdomTree Germany Hedged Equity Fund

Investment Objective

The WisdomTree Germany Hedged Equity Fund (the “Fund”) seeks to track the price and yield performance, before fees and expenses, of the WisdomTree Germany Hedged Equity Index (the “Index”).

Fees and Expenses of the Fund

The following table describes the fees and expenses you may pay if you buy, hold and sell shares of the Fund. You may pay other fees, such as brokerage commissions and other fees to financial intermediaries, which are not reflected in the table and example below. The fees are expressed as a percentage of the Fund’s average net assets.

Shareholder Fees (fees paid directly from your investment)	None
Annual Fund Operating Expenses (expenses that you pay each year as a percentage of the value of your investment)	
Management Fees	0.48%
Distribution and/or Service (12b-1) Fees	None
Other Expenses	0.00%
Total Annual Fund Operating Expenses	0.48%

Example

The following example is intended to help retail investors compare the cost of investing in the Fund shares with the cost of investing in other funds. It illustrates the hypothetical expenses that such investors would incur over various periods if they were to invest \$10,000 in the Fund for the time periods indicated and then redeem all of the shares at the end of those periods. This example assumes that the Fund provides a return of 5% a year and that operating expenses remain the same. This example does not include the brokerage commissions that retail investors may pay to buy and sell shares of the Fund. Although your actual costs may be higher or lower, based on these assumptions, your costs would be:

	1 Year	3 Years	5 Years	10 Years
	\$ 49	\$ 154	\$ 269	\$ 604

Portfolio Turnover

The Fund pays transaction costs, such as commissions, when it buys and sells securities (or “turns over” its portfolio). A higher portfolio turnover rate may indicate higher transaction costs and may result in higher taxes when Fund shares are held in a taxable account. These costs, which are not reflected in annual fund operating expenses or in the example, affect the Fund’s performance. During the most recent fiscal year, the Fund’s portfolio turnover rate was 46% of the average value of its portfolio, excluding the value of portfolio securities received or delivered as a result of in-kind creations or redemptions of the Fund’s capital shares.

Principal Investment Strategies of the Fund

The Fund employs a “passive management” – or indexing – investment approach designed to track the performance of the Index. The Fund generally uses a representative sampling strategy to achieve its investment objective, meaning it generally will invest in a sample of the securities in the Index whose risk, return and other characteristics resemble the risk, return and other characteristics of the Index as a whole. Under normal circumstances, at least 80% of the Fund’s total assets (exclusive of collateral held from securities lending) will be invested in component securities of the Index and investments that have economic characteristics that are substantially identical to the economic characteristics of such component securities.

The Index is a dividend weighted index designed to provide exposure to Germany equity markets while at the same time neutralizing exposure to fluctuations of the value of the euro relative to the U.S. dollar. The Index consists of dividend-paying companies incorporated in Germany that trade primarily on German Exchanges and derive less than 80% of their revenue from sources in Germany. By excluding companies that derive 80% or more of their revenue from Germany, the Index is tilted towards companies with a more significant global revenue base. To be eligible for inclusion in the Index, a company must meet the following criteria as of the annual Index screening date: (i) payment of at least \$5 million in cash dividends on common shares during the preceding annual cycle; (ii) market capitalization of at least \$1 billion; (iii) average daily dollar trading volume of at least \$100,000 for the

preceding three months; and (iv) trading of at least 250,000 shares per month for each of the preceding six months.

Securities are weighted in the Index based on dividends paid over the prior annual cycle. Companies that pay a greater total dollar amount of dividends are more heavily weighted. To derive a company's initial Index weight, (i) *multiply* the U.S. dollar value of the company's annual gross dividend per share by the number of common shares outstanding for that company (the "Cash Dividend Factor"); (ii) calculate the Cash Dividend Factor for each company; (iii) add together all of the companies' Cash Dividend Factors; and (iv) *divide* the company's Cash Dividend Factor by the sum of all Cash Dividend Factors. At the time of the Index's annual screening date, the maximum weight of any one sector in the Index is capped at 25% (with the exception of the real estate sector, which is capped at 15%); however, sector weights may fluctuate above the specified cap in response to market conditions and/or the application of volume factor adjustments. The Index methodology applies a volume factor adjustment to reduce a component security's weight in the Index and reallocate the reduction in weight pro rata among the other securities if, as of the annual Index screening date, a component security no longer meets certain trading volume thresholds.

WisdomTree Investments, Inc. ("WisdomTree Investments"), as Index provider, currently uses Standard & Poor's Global Industry Classification Standards ("S&P GICS") to define companies within a sector. The following sectors are included in the Index: consumer discretionary, consumer staples, energy, financials, health care, industrials, information technology, materials, real estate, communication services, and utilities. A sector is comprised of multiple industries. For example, the energy sector is comprised of companies in, among others, the natural gas, oil and petroleum industries. As of June 30, 2021, companies in the consumer discretionary and industrials sectors comprised a significant portion of the Index.

The Index "hedges" against fluctuations in the relative value of the euro against the U.S. dollar. The Index is designed to have higher returns than an equivalent unhedged investment when the euro is weakening relative to the U.S. dollar. Conversely, the Index is designed to have lower returns than an equivalent unhedged investment when the euro is rising relative to the U.S. dollar. The Index applies an applicable published one-month currency forward rate to the total equity exposure to Germany to hedge against fluctuations in the relative value of the euro against the U.S. dollar.

Forward currency contracts or futures contracts are used to offset the Fund's exposure to the euro. The amount of forward contracts and futures contracts in the Fund is based on the aggregate exposure of the Fund and Index to the euro. While this approach is designed to minimize the impact of currency fluctuations on Fund returns, it does not necessarily eliminate the Fund's exposure to the euro. The return of the forward currency contracts and currency futures contracts may not perfectly offset the actual fluctuations between the euro and the U.S. dollar.

To the extent the Index concentrates (*i.e.*, holds 25% or more of its total assets) in the securities of a particular industry or group of industries, the Fund will concentrate its investments to approximately the same extent as the Index.

Principal Risks of Investing in the Fund

You can lose money on your investment in the Fund. The Fund is subject to the risks described below. The risks are generally presented in alphabetical order to facilitate finding particular risks when comparing them with other funds. Each risk summarized below is considered a "principal risk" of investing in the Fund, regardless of the order in which it appears. Some or all of these risks may adversely affect the Fund's net asset value per share ("NAV"), trading price, yield, total return and/or ability to meet its objective. For more information about the risks of investing in the Fund, see the sections in the Fund's Prospectus titled "Additional Principal Risk Information About the Funds" and "Additional Non-Principal Risk Information."

- **Geographic Concentration in Germany.** Because the Fund invests primarily in the securities of companies in Germany, the Fund's performance is expected to be closely tied to social, political, and economic conditions within Germany and to be more volatile than the performance of more geographically diversified funds. Germany is a member of the European Economic and Monetary Union ("EMU") and the eurozone. Members of the EMU must comply with restrictions on inflation rates, deficits, debt levels, and fiscal and monetary controls. The implementation of any such restrictions or controls, the default of a European Union ("EU") member country on its sovereign debt, significant fluctuations in the euro's exchange rate, or a change in EU or governmental trade regulations could each have a significant impact on the German economy as well as the economies of some or all European countries. In addition, the economy of Germany may be significantly

affected by changes in the economies of the EMU members or other European countries. Challenges related to the rebuilding of infrastructure and unemployment in the former area of East Germany may also impact the economy of Germany. These and other factors could have a negative impact on the Fund's performance.

- **Hedging Risk.** Derivatives used by the Fund to offset its exposure to foreign currencies represented in the Index may not perform as intended. There can be no assurance that the Fund's hedging transactions will be effective. The value of an investment in the Fund could be significantly and negatively impacted if foreign currencies represented in the Index appreciate at the same time that the value of the Fund's equity holdings fall.
- **Investment Risk.** As with all investments, an investment in the Fund is subject to loss. Investors in the Fund could lose money, including the possible loss of the entire principal amount of an investment, over short or long periods of time.
- **Market Risk.** The trading prices of equity securities and other instruments fluctuate in response to a variety of factors, such as economic, financial or political events that impact the entire market, market segments, or specific issuers. The Fund's NAV and market price may fluctuate significantly in response to these and other factors. As a result, an investor could lose money over short or long periods of time. In addition, the respiratory disease caused by a novel coronavirus (COVID-19) has spread globally for over a year, resulting in a global pandemic and major disruption to economies and markets around the world, including the United States. During this time, financial markets have experienced extreme volatility and severe losses, and trading in many instruments has been disrupted or suspended. Liquidity for many instruments has been greatly reduced for periods of time. Although many global economies have begun to re-open as infection and hospitalization rates decline, some economies, including those of countries with limited access to COVID-19 vaccines, have struggled to control the spread of the virus and re-open their economies. As a result, it remains unclear how COVID-19 will impact global markets in the future.
- **Shares of the Fund May Trade at Prices Other Than NAV.** As with all exchange traded funds ("ETFs"), Fund shares may be bought and sold in the secondary market at market prices. The trading prices of the Fund's shares in the secondary market generally differ from the Fund's daily NAV and there may be times when the market price of the shares is more than the NAV (premium) or less than the NAV (discount). This risk is heightened in times of market volatility or periods of steep market declines. Because securities held by the Fund trade on, or have exposure to, foreign exchanges that are closed when the Fund's primary listing exchange is open, the Fund is likely to experience premiums and discounts greater than those of domestic ETFs. Additionally, in stressed market conditions, the market for the Fund's shares may become less liquid in response to deteriorating liquidity in the markets for the Fund's underlying portfolio holdings.
- **Cash Redemption Risk.** The Fund generally redeems shares for cash or otherwise includes cash as part of its redemption proceeds. The Fund may be required to sell or unwind portfolio investments in order to obtain the cash needed to distribute redemption proceeds. This may cause the Fund to recognize a capital gain that it might not have recognized if it had made a redemption in-kind. As a result, the Fund may pay out higher annual capital gain distributions than if the in-kind redemption process was used.
- **Consumer Discretionary Sector Risk.** The Fund currently invests a significant portion of its assets in the consumer discretionary sector, and therefore, the Fund's performance could be negatively impacted by events affecting this sector. The consumer discretionary sector includes, for example, automobile, textile and retail companies. This sector can be significantly affected by, among other things, economic growth, worldwide demand, social trends, consumers' disposable income levels, and propensity to spend.
- **Currency Exchange Rate Risk.** The Fund uses various strategies to attempt to minimize the impact of changes in the value of the euro against the U.S. dollar. These strategies may not be successful. In order to minimize transaction costs, or for other reasons, the Fund's exposure to the euro may not be fully hedged at all times. Currency exchange rates can be very volatile and can change quickly and unpredictably. As a result, the value of an investment in the Fund may also change quickly, unpredictably, and without warning, and you may lose money.
- **Cybersecurity Risk.** The Fund and its service providers may be susceptible to operational and information security risks resulting from a breach in cybersecurity, including cyber-attacks. A breach in cybersecurity, intentional or unintentional, may adversely impact the Fund in many ways, including, but not limited to, disruption of the Fund's operational capacity, loss of proprietary information, theft or corruption of data, denial-of-service attacks on websites or network resources, and the unauthorized release of confidential information. Cyber-attacks affecting the Fund's third-party service providers, market makers, institutional investors authorized

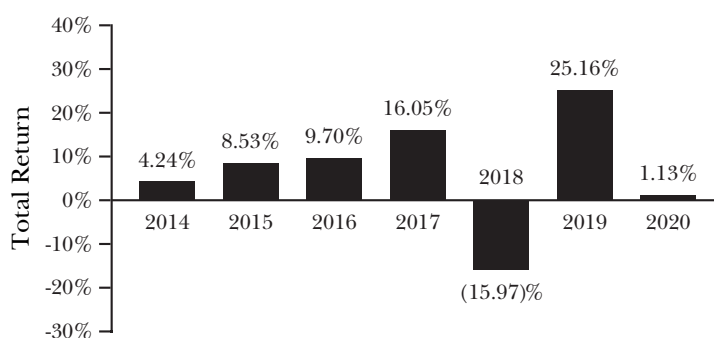
to purchase and redeem shares directly from the Funds (*i.e.*, Authorized Participants), or the issuers of securities in which the Fund invests may subject the Fund to many of the same risks associated with direct cybersecurity breaches.

- **Derivatives Risk.** The Fund invests in derivatives. Derivatives are financial instruments that derive their performance from an underlying reference asset, such as a commodity, index, interest rate or inflation rate. The return on a derivative instrument may not correlate with the return of its underlying reference asset. Derivatives are subject to a number of risks described elsewhere in the Fund's Prospectus, such as market risk and issuer-specific risk. Derivatives can be volatile and may be less liquid than other securities. As a result, the value of an investment in the Fund may change quickly and without warning and you may lose money. In addition to the other risks associated with the use of derivatives described elsewhere in this Prospectus, there are risks associated with the Fund's use of forward currency contracts and/or futures contracts. With respect to forward currency contracts, these risks include but are not limited to the risk that the counterparty will default on its obligations. With respect to futures contracts, these risks include but are not limited to: (1) the success of the adviser's and sub-adviser's ability to predict movements in the prices of individual currencies or securities, fluctuations in markets and movements in interest rates; (2) an imperfect or no correlation between the changes in market value of the currencies or securities and the prices of futures contracts; and (3) no guarantee that an active market will exist for the futures contracts at any particular time.
- **Foreign Securities Risk.** Investments in non-U.S. securities involve political, regulatory, and economic risks that may not be present in U.S. securities. For example, investments in non-U.S. securities may be subject to risk of loss due to foreign currency fluctuations, political or economic instability, or geographic events that adversely impact issuers of foreign securities. Investments in non-U.S. securities also may be subject to withholding or other taxes and may be subject to additional trading, settlement, custodial, and operational risks. These and other factors can make investments in the Fund more volatile and potentially less liquid than other types of investments and may be heightened in connection with investments in developing or emerging markets countries.
- **Geopolitical Risk.** Germany has experienced security concerns, war, threats of war, aggression and/or conflict, terrorism, economic uncertainty, sanctions or the threat of sanctions, natural and environmental disasters, the spread of infectious illness, widespread disease or other public health issues and/or systemic market dislocations (including due to events outside of Germany) that have led, and in the future may lead, to increased short-term market volatility and may have adverse long-term effects on the U.S. and world economies and markets generally, each of which may negatively impact the Fund's investments.
- **Index and Data Risk.** The Fund is not "actively" managed and seeks to track the price and yield performance, before fees and expenses, of the Index. The Index Provider has the right to make adjustments to the Index or to cease making the Index available without regard to the particular interests of the Fund or its shareholders. If the computers or other facilities of the Index Provider, Index calculation agent, data providers and/or relevant stock exchange malfunction for any reason, calculation and dissemination of Index values may be delayed and trading in Fund shares may be suspended for a period of time. Errors in Index data, Index calculations and/or the construction of the Index may occur from time to time and may not be identified and/or corrected by the Index Provider, Index calculation agent or other applicable party for a period of time or at all, which may have an adverse impact on the Fund and its shareholders. The potential risk of continuing error may be particularly heightened in the case of the Index, which is generally not used as a benchmark by other funds or managers.
- **Industrials Sector Risk.** The Fund currently invests a significant portion of its assets in the industrials sector, and therefore the Fund's performance could be negatively impacted by events affecting this sector. The industrials sector includes, for example, aerospace and defense, non-residential construction, engineering, machinery, transportation, and commercial and professional services companies. The industrials sector can be significantly affected by, among other things, worldwide economy growth, supply and demand for specific products and services, rapid technological developments, and government regulation.
- **Investment Style Risk.** The Fund invests in the securities included in, or representative of, the Index regardless of their investment merit. The Fund does not attempt to outperform the Index or take defensive positions in declining markets. As a result, the Fund's performance may be adversely affected by a general decline in the market segments relating to the Index.
- **Issuer-Specific Risk.** Issuer-specific events, including changes in the actual or perceived financial condition of an issuer, can have a negative impact on the value of the Fund.

- **Large-Capitalization Investing Risk.** The Fund may invest in the securities of large-capitalization companies. As a result, the Fund's performance may be adversely affected if securities of these companies underperform securities of smaller capitalization companies or the market as a whole. Large-capitalization companies may adapt more slowly to new competitive challenges and be subject to slower growth during times of economic expansion.
- **Non-Correlation Risk.** As with all index funds, the performance of the Fund and its Index may differ from each other for a variety of reasons. When markets are volatile, the ability to sell securities at fair value prices may be adversely impacted and may result in additional trading costs and/or increase the Index tracking risk.
- **Non-Diversification Risk.** The Fund is considered to be non-diversified, which means that it may invest more of its assets in the securities of a single issuer or a smaller number of issuers than if it were a diversified fund. To the extent the Fund invests a significant percentage of its assets in a limited number of issuers, the Fund is subject to the risks of investing in those few issuers, and may be more susceptible to a single adverse economic or regulatory occurrence. As a result, changes in the market value of a single security could cause greater fluctuations in the value of Fund shares than would occur in a diversified fund.

Fund Performance

Historical Fund performance, which varies over time, can provide an indication of the risks of investing in the Fund. The bar chart that follows shows the annual total returns of the Fund for each full calendar year since the Fund commenced operations, or the past 10 calendar years, as applicable. The table that follows the bar chart shows the Fund's average annual total returns, both before and after taxes. This table also shows how the Fund's performance compares to the Index and that of a relevant broad-based securities index. Index returns do not reflect deductions for fees, expenses or taxes. All returns assume reinvestment of dividends and distributions. The Fund's past performance (before and after taxes) is not necessarily an indication of how the Fund will perform in the future. Updated performance information for the Fund is available online on the Fund's website at www.wisdomtree.com.



The Fund's year-to-date total return as of June 30, 2021 was 14.92%.

Best and Worst Quarter Returns (for the periods reflected in the bar chart above)

	Return	Quarter/Year
Highest Return	25.73%	2Q/2020
Lowest Return	(29.00)%	1Q/2020

After-tax returns are calculated using the highest historical individual federal marginal income tax rates and do not reflect the impact of state and local taxes. Actual after-tax returns depend on your tax situation and may differ from those shown and are not relevant if you hold your shares through tax-deferred arrangements, such as 401(k) plans or individual retirement accounts. In some cases, the return after taxes may exceed the return before taxes due to an assumed tax benefit from any losses on a sale of Fund shares at the end of the measurement period.

Average Annual Total Returns for the periods ending December 31, 2020

WisdomTree Germany Hedged Equity Fund	1 Year	5 Years	Since Inception October 17, 2013
Return Before Taxes Based on NAV	1.13%	6.25%	7.07%

WisdomTree Germany Hedged Equity Fund	1 Year	5 Years	Since Inception October 17, 2013
Return After Taxes on Distributions	0.66%	5.87%	6.28%
Return After Taxes on Distributions and Sale of Fund Shares	1.52%	5.18%	5.61%
WisdomTree Germany Hedged Equity Index (Reflects no deduction for fees, expenses or taxes)	1.33%	6.48%	7.27%
MSCI Germany Local Currency Index (Reflects no deduction for fees, expenses or taxes)	2.33%	4.08%	5.59%

Management

Investment Adviser and Sub-Adviser

WisdomTree Asset Management, Inc. (“WisdomTree Asset Management” or the “Adviser”) serves as investment adviser to the Fund. Mellon Investments Corporation (the “Sub-Adviser”) serves as sub-adviser to the Fund.

Portfolio Managers

The Fund is managed by the Sub-Adviser’s Equity Index Strategies Portfolio Management team. The individual members of the team jointly and primarily responsible for the day-to-day management of the Fund’s portfolio are described below.

Marlene Walker-Smith, a Director, Head of Equity Index Portfolio Management, has been a portfolio manager of the Fund since October 2020.

David France, CFA, a Vice President, Senior Portfolio Manager and Team Manager, has been a portfolio manager of the Fund since June 2021.

Todd Frysinger, CFA, a Vice President, Senior Portfolio Manager and Team Manager, has been a portfolio manager of the Fund since June 2021.

Vlasta Sheremeta, CFA, a Vice President, Senior Portfolio Manager and Team Manager, has been a portfolio manager of the Fund since June 2021.

Michael Stoll, a Vice President, Senior Portfolio Manager and Team Manager, has been a portfolio manager of the Fund since June 2021.

Buying and Selling Fund Shares

The Fund is an ETF. This means that individual shares of the Fund are listed on a national securities exchange, such as NASDAQ, and may only be purchased and sold in the secondary market through a broker-dealer at market prices. Because Fund shares trade at market prices rather than NAV, shares may trade at a price greater than NAV (premium) or less than NAV (discount). In addition, an investor may incur costs attributable to the difference between the highest price a buyer is willing to pay to purchase shares (bid) and the lowest price a seller is willing to accept for shares (ask) when buying and selling shares in the secondary market (the “bid/ask spread”). Recent information regarding the Fund, including its NAV, market price, premiums and discounts, and bid/ask spreads, is available on the Fund’s website at www.wisdomtree.com.

The Fund issues and redeems shares at NAV only in large blocks of shares (“Creation Units”), which only certain institutions or large investors (typically market makers or other broker-dealers) may purchase or redeem. The Fund issues and redeems Creation Units in exchange for a portfolio of securities and/or U.S. cash.

Tax Information

The Fund intends to make distributions that may be taxed as ordinary income, qualified dividend income, or capital gains.

Payments to Broker-Dealers and Other Financial Intermediaries

If you purchase shares of the Fund through a broker-dealer or other financial intermediary (such as a bank) (an “Intermediary”), WisdomTree Asset Management or its affiliates may pay Intermediaries for certain activities related to the Fund, including participation in activities that are designed to make Intermediaries more knowledgeable about exchange traded products, including the Fund, or for other activities, such as marketing, educational training or other initiatives related to the sale or promotion of Fund shares. These payments may create a conflict

of interest by influencing the Intermediary and your salesperson to recommend the Fund over another investment. Any such arrangements do not result in increased Fund expenses. Ask your salesperson or visit the Intermediary's website for more information.

WisdomTree International Hedged Quality Dividend Growth Fund

Investment Objective

The WisdomTree International Hedged Quality Dividend Growth Fund (the “Fund”) seeks to track the price and yield performance, before fees and expenses, of the WisdomTree International Hedged Quality Dividend Growth Index (the “Index”).

Fees and Expenses of the Fund

The following table describes the fees and expenses you may pay if you buy, hold and sell shares of the Fund. You may pay other fees, such as brokerage commissions and other fees to financial intermediaries, which are not reflected in the table and example below. The fees are expressed as a percentage of the Fund’s average net assets.

Shareholder Fees (fees paid directly from your investment)	None
Annual Fund Operating Expenses (expenses that you pay each year as a percentage of the value of your investment)	
Management Fees	0.58%
Distribution and/or Service (12b-1) Fees	None
Other Expenses	0.00%
Total Annual Fund Operating Expenses	0.58%

Example

The following example is intended to help retail investors compare the cost of investing in the Fund shares with the cost of investing in other funds. It illustrates the hypothetical expenses that such investors would incur over various periods if they were to invest \$10,000 in the Fund for the time periods indicated and then redeem all of the shares at the end of those periods. This example assumes that the Fund provides a return of 5% a year and that operating expenses remain the same. This example does not include the brokerage commissions that retail investors may pay to buy and sell shares of the Fund. Although your actual costs may be higher or lower, based on these assumptions, your costs would be:

	1 Year	3 Years	5 Years	10 Years
	\$ 59	\$ 186	\$ 324	\$ 726

Portfolio Turnover

The Fund pays transaction costs, such as commissions, when it buys and sells securities (or “turns over” its portfolio). A higher portfolio turnover rate may indicate higher transaction costs and may result in higher taxes when Fund shares are held in a taxable account. These costs, which are not reflected in annual fund operating expenses or in the example, affect the Fund’s performance. During the most recent fiscal year, the Fund’s portfolio turnover rate was 67% of the average value of its portfolio, excluding the value of portfolio securities received or delivered as a result of in-kind creations or redemptions of the Fund’s capital shares.

Principal Investment Strategies of the Fund

The Fund employs a “passive management” – or indexing – investment approach designed to track the performance of the Index. The Fund generally uses a representative sampling strategy to achieve its investment objective, meaning it generally will invest in a sample of the securities in the Index whose risk, return and other characteristics resemble the risk, return and other characteristics of the Index as a whole. Under normal circumstances, at least 80% of the Fund’s total assets (exclusive of collateral held from securities lending) will be invested in component securities of the Index and investments that have economic characteristics that are substantially identical to the economic characteristics of such component securities.

The Index consists of dividend-paying common stocks with growth characteristics of companies in the industrialized world, excluding Canada and the United States, while at the same time neutralizing exposure to fluctuations of the value of foreign currencies relative to the U.S. dollar. The Index is generally comprised of the 300 companies in the WisdomTree International Equity Index with the best combined rank of certain growth and quality factors: specifically long-term earnings growth expectations, return on equity, and return on assets. The WisdomTree International Equity Index is a fundamentally weighted index that is comprised of companies that pay regular cash dividends. To be eligible for inclusion in the WisdomTree International Equity Index a company must be incorporated in one of 15 developed European countries (Austria, Belgium, Denmark, Finland, France, Germany,

Ireland, Italy, Netherlands, Norway, Portugal, Spain, Sweden, Switzerland, or the United Kingdom), Israel, Japan, Australia, Hong Kong or Singapore. Currently a significant portion of the Index is comprised of companies organized in the United Kingdom and Japan, although this may change from time to time.

To be eligible for inclusion in the Index, a company must meet the following criteria as of the annual Index screening date: (i) payment of at least \$5 million in cash dividends on common shares during the preceding annual cycle; (ii) market capitalization of at least \$1 billion; (iii) average daily dollar trading volume of at least \$100,000 for each of the preceding three months; (iv) trading of at least 250,000 shares per month for each of the preceding six months; and (v) an earnings yield greater than the dividend yield.

Securities are weighted in the Index based on dividends paid over the prior annual cycle. Companies that pay a greater total dollar amount of dividends are more heavily weighted. To derive a company's initial Index weight, (i) *multiply* the U.S. dollar value of the company's annual gross dividend per share by the number of common shares outstanding for that company (the "Cash Dividend Factor"); (ii) calculate the Cash Dividend Factor for each company; (iii) add together all of the companies' Cash Dividend Factors; and (iv) *divide* the company's Cash Dividend Factor by the sum of all Cash Dividend Factors. At the time of the Index's annual screening date, the maximum weight of any security in the Index is capped at 5% and the maximum weight of any one sector or country in the Index is capped at 20% (with the exception of the real estate sector, which is capped at 15%); however, security, sector and/or country weights may fluctuate above the specified cap in response to market conditions and/or the application of volume factor adjustments. The Index methodology applies a volume factor adjustment to reduce a component security's weight in the Index and reallocate the reduction in weight pro rata among the other securities if, as of the annual Index screening date, a component security no longer meets certain trading volume thresholds.

The Index "hedges" against fluctuations in the relative value of foreign currencies against the U.S. dollar. The Index is designed to have higher returns than an equivalent unhedged investment when foreign currencies are weakening relative to the U.S. dollar. Conversely, the Index is designed to have lower returns than an equivalent unhedged investment when foreign currencies are rising relative to the U.S. dollar. The Index applies an applicable published one-month currency forward rate to the total equity exposure of each country in the Index to hedge against fluctuations in the relative value of their respective currencies against the U.S. dollar.

Forward currency contracts or futures contracts are used to offset the Fund's exposure to foreign currencies. The amount of forward contracts and futures contracts in the Fund is based on the aggregate exposure of the Fund and Index to the specified foreign currencies. While this approach is designed to minimize the impact of currency fluctuations on Fund returns, it does not necessarily eliminate the Fund's exposure to foreign currencies. The return of the forward currency contracts and currency futures contracts may not perfectly offset the actual fluctuations between foreign currencies and the U.S. dollar.

WisdomTree Investments, Inc. ("WisdomTree Investments"), as Index provider, currently uses Standard & Poor's Global Industry Classification Standards ("S&P GICS") to define companies within a sector. The following sectors are included in the Index: consumer discretionary, consumer staples, energy, financials, health care, industrials, information technology, materials, real estate, communication services, and utilities. A sector is comprised of multiple industries. For example, the energy sector is comprised of companies in, among others, the natural gas, oil and petroleum industries. As of June 30, 2021, companies in the health care and materials sectors comprised a significant portion of the Index.

To the extent the Index concentrates (*i.e.*, holds 25% or more of its total assets) in the securities of a particular industry or group of industries, the Fund will concentrate its investments to approximately the same extent as the Index.

Principal Risks of Investing in the Fund

You can lose money on your investment in the Fund. The Fund is subject to the risks described below. The risks are generally presented in alphabetical order to facilitate finding particular risks when comparing them with other funds. Each risk summarized below is considered a "principal risk" of investing in the Fund, regardless of the order in which it appears. Some or all of these risks may adversely affect the Fund's net asset value per share ("NAV"), trading price, yield, total return and/or ability to meet its objective. For more information about the risks of investing in the Fund, see the sections in the Fund's Prospectus titled "Additional Principal Risk Information About the Funds" and "Additional Non-Principal Risk Information."

- **Foreign Securities Risk.** Investments in non-U.S. securities involve political, regulatory, and economic risks that may not be present in U.S. securities. For example, investments in non-U.S. securities may be subject to risk of

loss due to foreign currency fluctuations, political or economic instability, or geographic events that adversely impact issuers of foreign securities. Investments in non-U.S. securities also may be subject to withholding or other taxes and may be subject to additional trading, settlement, custodial, and operational risks. These and other factors can make investments in the Fund more volatile and potentially less liquid than other types of investments and may be heightened in connection with investments in developing or emerging markets countries.

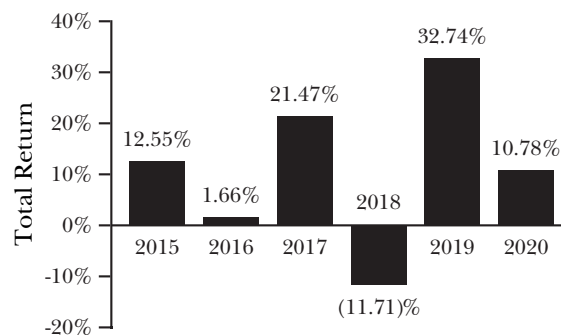
- **Hedging Risk.** Derivatives used by the Fund to offset its exposure to foreign currencies represented in the Index may not perform as intended. There can be no assurance that the Fund's hedging transactions will be effective. The value of an investment in the Fund could be significantly and negatively impacted if foreign currencies represented in the Index appreciate at the same time that the value of the Fund's equity holdings fall.
- **Growth Investing Risk.** Growth stocks, as a group, may be out of favor with the market and underperform value stocks or the overall equity market. Growth stocks are generally more sensitive to market movements than other types of stocks primarily because their prices are based heavily on the future expectations of the economy and the stock's issuing company.
- **Dividend Paying Securities Risk.** Securities that pay dividends, as a group, may be out of favor with the market and underperform the overall equity market or stocks of companies that do not pay dividends. In addition, changes in the dividend policies of the companies held by the Fund or the capital resources available for such company's dividend payments may adversely affect the Fund.
- **Investment Risk.** As with all investments, an investment in the Fund is subject to loss. Investors in the Fund could lose money, including the possible loss of the entire principal amount of an investment, over short or long periods of time.
- **Market Risk.** The trading prices of equity securities and other instruments fluctuate in response to a variety of factors, such as economic, financial or political events that impact the entire market, market segments, or specific issuers. The Fund's NAV and market price may fluctuate significantly in response to these and other factors. As a result, an investor could lose money over short or long periods of time. In addition, the respiratory disease caused by a novel coronavirus (COVID-19) has spread globally for over a year, resulting in a global pandemic and major disruption to economies and markets around the world, including the United States. During this time, financial markets have experienced extreme volatility and severe losses, and trading in many instruments has been disrupted or suspended. Liquidity for many instruments has been greatly reduced for periods of time. Although many global economies have begun to re-open as infection and hospitalization rates decline, some economies, including those of countries with limited access to COVID-19 vaccines, have struggled to control the spread of the virus and re-open their economies. As a result, it remains unclear how COVID-19 will impact global markets in the future.
- **Shares of the Fund May Trade at Prices Other Than NAV.** As with all exchange traded funds ("ETFs"), Fund shares may be bought and sold in the secondary market at market prices. The trading prices of the Fund's shares in the secondary market generally differ from the Fund's daily NAV and there may be times when the market price of the shares is more than the NAV (premium) or less than the NAV (discount). This risk is heightened in times of market volatility or periods of steep market declines. Because securities held by the Fund trade on, or have exposure to, foreign exchanges that are closed when the Fund's primary listing exchange is open, the Fund is likely to experience premiums and discounts greater than those of domestic ETFs. Additionally, in stressed market conditions, the market for the Fund's shares may become less liquid in response to deteriorating liquidity in the markets for the Fund's underlying portfolio holdings.
- **Cash Redemption Risk.** The Fund generally redeems shares for cash or otherwise includes cash as part of its redemption proceeds. The Fund may be required to sell or unwind portfolio investments in order to obtain the cash needed to distribute redemption proceeds. This may cause the Fund to recognize a capital gain that it might not have recognized if it had made a redemption in-kind. As a result, the Fund may pay out higher annual capital gain distributions than if the in-kind redemption process was used.
- **Currency Exchange Rate Risk.** The Fund uses various strategies to attempt to minimize the impact of changes in the value of the foreign currencies against the U.S. dollar. These strategies may not be successful. In order to minimize transaction costs, or for other reasons, the Fund's exposure to foreign currencies may not be fully hedged at all times. Currency exchange rates can be very volatile and can change quickly and unpredictably. As a result, the value of an investment in the Fund may also change quickly, unpredictably, and without warning, and you may lose money.

- **Cybersecurity Risk.** The Fund and its service providers may be susceptible to operational and information security risks resulting from a breach in cybersecurity, including cyber-attacks. A breach in cybersecurity, intentional or unintentional, may adversely impact the Fund in many ways, including, but not limited to, disruption of the Fund’s operational capacity, loss of proprietary information, theft or corruption of data, denial-of-service attacks on websites or network resources, and the unauthorized release of confidential information. Cyber-attacks affecting the Fund’s third-party service providers, market makers, institutional investors authorized to purchase and redeem shares directly from the Funds (*i.e.*, Authorized Participants), or the issuers of securities in which the Fund invests may subject the Fund to many of the same risks associated with direct cybersecurity breaches.
- **Derivatives Risk.** The Fund invests in derivatives. Derivatives are financial instruments that derive their performance from an underlying reference asset, such as a commodity, index, interest rate or inflation rate. The return on a derivative instrument may not correlate with the return of its underlying reference asset. Derivatives are subject to a number of risks described elsewhere in the Fund’s Prospectus, such as market risk and issuer-specific risk. Derivatives can be volatile and may be less liquid than other securities. As a result, the value of an investment in the Fund may change quickly and without warning and you may lose money. In addition to the other risks associated with the use of derivatives described elsewhere in this Prospectus, there are risks associated with the Fund’s use of forward currency contracts and/or futures contracts. With respect to forward currency contracts, these risks include but are not limited to the risk that the counterparty will default on its obligations. With respect to futures contracts, these risks include but are not limited to: (1) the success of the adviser’s and sub-adviser’s ability to predict movements in the prices of individual currencies or securities, fluctuations in markets and movements in interest rates; (2) an imperfect or no correlation between the changes in market value of the currencies or securities and the prices of futures contracts; and (3) no guarantee that an active market will exist for the futures contracts at any particular time.
- **Geographic Investment Risk.** To the extent the Fund invests a significant portion of its assets in securities of companies of a single country or region, it is more likely to be impacted by events or conditions affecting that country or region. Currently, the Fund invests a significant portion of its assets in companies organized in Japan and Europe, particularly the United Kingdom, although this may change from time to time.
- **Geopolitical Risk.** Some countries and regions in which the Fund invests have experienced security concerns, war, threats of war, aggression and/or conflict, terrorism, economic uncertainty, sanctions or the threat of sanctions, natural and environmental disasters, the spread of infectious illness, widespread disease or other public health issues and/or systemic market dislocations (including due to events outside of such countries or regions) that have led, and in the future may lead, to increased short-term market volatility and may have adverse long-term effects on the U.S. and world economies and markets generally, each of which may negatively impact the Fund’s investments.
- **Health Care Sector Risk.** The Fund currently invests a significant portion of its assets in the health care sector, and therefore, the Fund’s performance could be negatively impacted by events affecting this sector. The health care sector includes, for example, biotechnology, pharmaceutical, health care facilities, and health care equipment and supply companies. This sector can be significantly affected by, among other things, lapsing patent protection, technological developments that make drugs obsolete, government regulation, price controls, and approvals for drugs.
- **Index and Data Risk.** The Fund is not “actively” managed and seeks to track the price and yield performance, before fees and expenses, of the Index. The Index Provider has the right to make adjustments to the Index or to cease making the Index available without regard to the particular interests of the Fund or its shareholders. If the computers or other facilities of the Index Provider, Index calculation agent, data providers and/or relevant stock exchange malfunction for any reason, calculation and dissemination of Index values may be delayed and trading in Fund shares may be suspended for a period of time. Errors in Index data, Index calculations and/or the construction of the Index may occur from time to time and may not be identified and/or corrected by the Index Provider, Index calculation agent or other applicable party for a period of time or at all, which may have an adverse impact on the Fund and its shareholders. The potential risk of continuing error may be particularly heightened in the case of the Index, which is generally not used as a benchmark by other funds or managers.
- **Investment Style Risk.** The Fund invests in the securities included in, or representative of, the Index regardless of their investment merit. The Fund does not attempt to outperform the Index or take defensive positions in declining markets. As a result, the Fund’s performance may be adversely affected by a general decline in the market segments relating to the Index.

- **Issuer-Specific Risk.** Issuer-specific events, including changes in the actual or perceived financial condition of an issuer, can have a negative impact on the value of the Fund.
- **Large-Capitalization Investing Risk.** The Fund may invest in the securities of large-capitalization companies. As a result, the Fund's performance may be adversely affected if securities of these companies underperform securities of smaller capitalization companies or the market as a whole. Large-capitalization companies may adapt more slowly to new competitive challenges and be subject to slower growth during times of economic expansion.
- **Materials Sector Risk.** The Fund currently invests a significant portion of its assets in the basic materials sector. This sector includes, for example, metals and mining, chemicals and forest product companies. This sector can be significantly affected by, among other things, commodity price volatility, demand for basic materials, world economic growth, depletion of natural resources, technological progress, and government regulations.
- **Mid-Capitalization Investing Risk.** The Fund may invest in the securities of mid-capitalization companies. As a result, the Fund's performance may be adversely affected if securities of these companies underperform securities of other capitalization ranges or the market as a whole. Securities of mid-capitalization companies are often less stable and more vulnerable to market volatility and adverse economic developments than securities of larger companies, but mid-capitalization companies may also underperform the securities of small-capitalization companies because medium capitalization companies are more mature and are subject to slower growth during economic expansion.
- **Non-Correlation Risk.** As with all index funds, the performance of the Fund and its Index may differ from each other for a variety of reasons. When markets are volatile, the ability to sell securities at fair value prices may be adversely impacted and may result in additional trading costs and/or increase the Index tracking risk.
- **Non-Diversification Risk.** The Fund is considered to be non-diversified, which means that it may invest more of its assets in the securities of a single issuer or a smaller number of issuers than if it were a diversified fund. To the extent the Fund invests a significant percentage of its assets in a limited number of issuers, the Fund is subject to the risks of investing in those few issuers, and may be more susceptible to a single adverse economic or regulatory occurrence. As a result, changes in the market value of a single security could cause greater fluctuations in the value of Fund shares than would occur in a diversified fund.

Fund Performance

Historical Fund performance, which varies over time, can provide an indication of the risks of investing in the Fund. The bar chart that follows shows the annual total returns of the Fund for each full calendar year since the Fund commenced operations, or the past 10 calendar years, as applicable. The table that follows the bar chart shows the Fund's average annual total returns, both before and after taxes. This table also shows how the Fund's performance compares to the Index and that of a relevant broad-based securities index. Index returns do not reflect deductions for fees, expenses or taxes. All returns assume reinvestment of dividends and distributions. The Fund's past performance (before and after taxes) is not necessarily an indication of how the Fund will perform in the future. Updated performance information for the Fund is available online on the Fund's website at www.wisdomtree.com.



The Fund's year-to-date total return as of June 30, 2021 was 13.28%.

Best and Worst Quarter Returns (for the periods reflected in the bar chart above)

	Return	Quarter/Year
Highest Return	15.38%	1Q/2019
Lowest Return	(15.40)%	1Q/2020

After-tax returns are calculated using the highest historical individual federal marginal income tax rates and do not reflect the impact of state and local taxes. Actual after-tax returns depend on your tax situation and may differ from those shown and are not relevant if you hold your shares through tax-deferred arrangements, such as 401(k) plans or individual retirement accounts. In some cases, the return after taxes may exceed the return before taxes due to an assumed tax benefit from any losses on a sale of Fund shares at the end of the measurement period.

Average Annual Total Returns for the periods ending December 31, 2020

WisdomTree International Hedged Quality Dividend Growth Fund	1 Year	5 Years	Since Inception May 7, 2014
Return Before Taxes Based on NAV	10.78%	9.90%	9.49%
Return After Taxes on Distributions	10.28%	9.62%	9.00%
Return After Taxes on Distributions and Sale of Fund Shares	6.77%	7.91%	7.56%
WisdomTree International Hedged Quality Dividend Growth Index (Reflects no deduction for fees, expenses or taxes)	11.28%	10.59%	10.16%
MSCI EAFE Local Currency Index (Reflects no deduction for fees, expenses or taxes)	0.84%	5.80%	6.07%

Management**Investment Adviser and Sub-Adviser**

WisdomTree Asset Management, Inc. (“WisdomTree Asset Management” or the “Adviser”) serves as investment adviser to the Fund. Mellon Investments Corporation (the “Sub-Adviser”) serves as sub-adviser to the Fund.

Portfolio Managers

The Fund is managed by the Sub-Adviser’s Equity Index Strategies Portfolio Management team. The individual members of the team jointly and primarily responsible for the day-to-day management of the Fund’s portfolio are described below.

Marlene Walker-Smith, a Director, Head of Equity Index Portfolio Management, has been a portfolio manager of the Fund since October 2020.

David France, CFA, a Vice President, Senior Portfolio Manager and Team Manager, has been a portfolio manager of the Fund since June 2021.

Todd Frysinger, CFA, a Vice President, Senior Portfolio Manager and Team Manager, has been a portfolio manager of the Fund since June 2021.

Vlasta Sheremeta, CFA, a Vice President, Senior Portfolio Manager and Team Manager, has been a portfolio manager of the Fund since June 2021.

Michael Stoll, a Vice President, Senior Portfolio Manager and Team Manager, has been a portfolio manager of the Fund since June 2021.

Buying and Selling Fund Shares

The Fund is an ETF. This means that individual shares of the Fund are listed on a national securities exchange, such as NYSE Arca, and may only be purchased and sold in the secondary market through a broker-dealer at market prices. Because Fund shares trade at market prices rather than NAV, shares may trade at a price greater than NAV (premium) or less than NAV (discount). In addition, an investor may incur costs attributable to the difference between the highest price a buyer is willing to pay to purchase shares (bid) and the lowest price a seller is willing to accept for shares (ask) when buying and selling shares in the secondary market (the “bid/ask spread”). Recent information regarding the Fund, including its NAV, market price, premiums and discounts, and bid/ask spreads, is available on the Fund’s website at www.wisdomtree.com.

The Fund issues and redeems shares at NAV only in large blocks of shares (“Creation Units”), which only certain institutions or large investors (typically market makers or other broker-dealers) may purchase or redeem. The Fund issues and redeems Creation Units in exchange for a portfolio of securities and/or U.S. cash.

Tax Information

The Fund intends to make distributions that may be taxed as ordinary income, qualified dividend income, or capital gains.

Payments to Broker-Dealers and Other Financial Intermediaries

If you purchase shares of the Fund through a broker-dealer or other financial intermediary (such as a bank) (an “Intermediary”), WisdomTree Asset Management or its affiliates may pay Intermediaries for certain activities related to the Fund, including participation in activities that are designed to make Intermediaries more knowledgeable about exchange traded products, including the Fund, or for other activities, such as marketing, educational training or other initiatives related to the sale or promotion of Fund shares. These payments may create a conflict of interest by influencing the Intermediary and your salesperson to recommend the Fund over another investment. Any such arrangements do not result in increased Fund expenses. Ask your salesperson or visit the Intermediary’s website for more information.

WisdomTree Global High Dividend Fund

Investment Objective

The WisdomTree Global High Dividend Fund (the “Fund”) seeks to track the price and yield performance, before fees and expenses, of the WisdomTree Global High Dividend Index (the “Index”).

Fees and Expenses of the Fund

The following table describes the fees and expenses you may pay if you buy, hold and sell shares of the Fund. You may pay other fees, such as brokerage commissions and other fees to financial intermediaries, which are not reflected in the table and example below. The fees are expressed as a percentage of the Fund’s average net assets.

Shareholder Fees (fees paid directly from your investment)	None
Annual Fund Operating Expenses (expenses that you pay each year as a percentage of the value of your investment)	
Management Fees	0.58%
Distribution and/or Service (12b-1) Fees	None
Other Expenses	0.00%
Total Annual Fund Operating Expenses	0.58%

Example

The following example is intended to help retail investors compare the cost of investing in the Fund shares with the cost of investing in other funds. It illustrates the hypothetical expenses that such investors would incur over various periods if they were to invest \$10,000 in the Fund for the time periods indicated and then redeem all of the shares at the end of those periods. This example assumes that the Fund provides a return of 5% a year and that operating expenses remain the same. This example does not include the brokerage commissions that retail investors may pay to buy and sell shares of the Fund. Although your actual costs may be higher or lower, based on these assumptions, your costs would be:

	1 Year	3 Years	5 Years	10 Years
	\$ 59	\$ 186	\$ 324	\$ 726

Portfolio Turnover

The Fund pays transaction costs, such as commissions, when it buys and sells securities (or “turns over” its portfolio). A higher portfolio turnover rate may indicate higher transaction costs and may result in higher taxes when Fund shares are held in a taxable account. These costs, which are not reflected in annual fund operating expenses or in the example, affect the Fund’s performance. During the most recent fiscal year, the Fund’s portfolio turnover rate was 48% of the average value of its portfolio, excluding the value of portfolio securities received or delivered as a result of in-kind creations or redemptions of the Fund’s capital shares.

Principal Investment Strategies of the Fund

The Fund employs a “passive management” – or indexing – investment approach designed to track the performance of the Index. The Fund generally uses a representative sampling strategy to achieve its investment objective, meaning it generally will invest in a sample of the securities in the Index whose risk, return and other characteristics resemble the risk, return and other characteristics of the Index as a whole. Under normal circumstances, at least 95% of the Fund’s total assets (exclusive of collateral held from securities lending) will be invested in component securities of the Index and investments that have economic characteristics that are substantially identical to the economic characteristics of such component securities.

The Index is a fundamentally weighted index that is comprised of high dividend-yielding companies selected from the WisdomTree Global Dividend Index, which defines the dividend-paying universe of companies in the U.S., developed countries and emerging markets throughout the world. To be eligible for inclusion in the Index, a company must meet the following criteria as of the annual Index screening date: (i) payment of at least \$5 million in cash dividends on shares of common stock during the preceding annual cycle; (ii) market capitalization of at least \$2 billion; (iii) average daily dollar trading volume of at least \$100,000 for the preceding three months (at least \$200,000 for each of the preceding six months for emerging markets); and (iv) for non-U.S. securities, trading of at least 250,000 shares per month for each of the preceding six months. Securities eligible for inclusion in the Index are ranked by dividend yield as adjusted by a composite risk score based on fundamental valuation, quality

and momentum characteristics. Securities ranking in the highest 30% by dividend yield and top 80% by composite risk score are selected for inclusion in the Index. If a company currently in the Index is no longer ranked in the top 30% by dividend yield by region (*i.e.*, U.S., developed and emerging markets) at the time of the annual Index screening date but remains ranked in the top 35% by dividend yield, the company will remain in the Index.

Securities are weighted in the Index based on dividends paid over the prior annual cycle. Companies that pay a greater total dollar amount of dividends are more heavily weighted. To derive a company's initial Index weight, (i) *multiply* the U.S. dollar value of the company's annual gross dividend per share by the number of common shares outstanding for that company (the "Cash Dividend Factor"); (ii) calculate the Cash Dividend Factor for each company; (iii) add together all of the companies' Cash Dividend Factors; and (iv) *divide* the company's Cash Dividend Factor by the sum of all Cash Dividend Factors. The maximum weight of any one sector and any one country in the Index, at the time of the Index's annual screening date is capped at 25% (with the exception of the real estate sector, which is capped at 15%); however, sector and/or country weights may fluctuate above the specified cap in response to market conditions and/or the application of volume factor adjustments. The Index methodology applies a volume factor adjustment to reduce a component security's weight in the Index and reallocate the reduction in weight pro rata among the other securities if, as of the annual Index screening date, a component security no longer meets certain trading volume thresholds. As of the date of this Prospectus, non-U.S. equity securities comprise at least 40% of the Index, and WisdomTree Asset Management, Inc., the Fund's investment adviser, expects that, under normal circumstances, non-U.S. equity securities will comprise at least 40% of the Fund.

WisdomTree Investments, Inc. ("WisdomTree Investments"), as Index provider, currently uses Standard & Poor's Global Industry Classification Standards ("S&P GICS") to define companies within a sector. The following sectors are included in the Index: consumer discretionary, consumer staples, energy, financials, health care, industrials, information technology, materials, real estate, communication services, and utilities. A sector is comprised of multiple industries. For example, the energy sector is comprised of companies in, among others, the natural gas, oil and petroleum industries. As of June 30, 2021, companies in the financials sector comprised a significant portion of the Index.

To the extent the Index concentrates (*i.e.*, holds 25% or more of its total assets) in the securities of a particular industry or group of industries, the Fund will concentrate its investments to approximately the same extent as the Index.

Principal Risks of Investing in the Fund

You can lose money on your investment in the Fund. The Fund is subject to the risks described below. The risks are generally presented in alphabetical order to facilitate finding particular risks when comparing them with other funds. Each risk summarized below is considered a "principal risk" of investing in the Fund, regardless of the order in which it appears. Some or all of these risks may adversely affect the Fund's net asset value per share ("NAV"), trading price, yield, total return and/or ability to meet its objective. For more information about the risks of investing in the Fund, see the sections in the Fund's Prospectus titled "Additional Principal Risk Information About the Funds" and "Additional Non-Principal Risk Information."

- **Foreign Securities Risk.** Investments in non-U.S. securities involve political, regulatory, and economic risks that may not be present in U.S. securities. For example, investments in non-U.S. securities may be subject to risk of loss due to foreign currency fluctuations, political or economic instability, or geographic events that adversely impact issuers of foreign securities. Investments in non-U.S. securities also may be subject to withholding or other taxes and may be subject to additional trading, settlement, custodial, and operational risks. These and other factors can make investments in the Fund more volatile and potentially less liquid than other types of investments and may be heightened in connection with investments in developing or emerging markets countries.
- **Dividend Paying Securities Risk.** Securities that pay dividends, as a group, may be out of favor with the market and underperform the overall equity market or stocks of companies that do not pay dividends. In addition, changes in the dividend policies of the companies held by the Fund or the capital resources available for such company's dividend payments may adversely affect the Fund.
- **Investment Risk.** As with all investments, an investment in the Fund is subject to loss. Investors in the Fund could lose money, including the possible loss of the entire principal amount of an investment, over short or long periods of time.

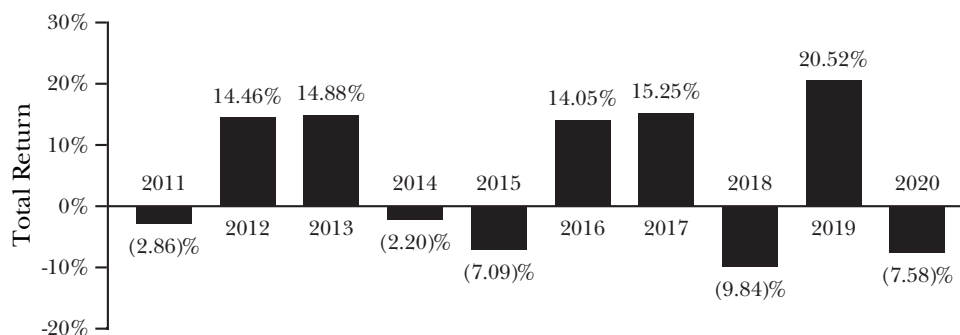
- **Market Risk.** The trading prices of equity securities and other instruments fluctuate in response to a variety of factors, such as economic, financial or political events that impact the entire market, market segments, or specific issuers. The Fund's NAV and market price may fluctuate significantly in response to these and other factors. As a result, an investor could lose money over short or long periods of time. In addition, the respiratory disease caused by a novel coronavirus (COVID-19) has spread globally for over a year, resulting in a global pandemic and major disruption to economies and markets around the world, including the United States. During this time, financial markets have experienced extreme volatility and severe losses, and trading in many instruments has been disrupted or suspended. Liquidity for many instruments has been greatly reduced for periods of time. Although many global economies have begun to re-open as infection and hospitalization rates decline, some economies, including those of countries with limited access to COVID-19 vaccines, have struggled to control the spread of the virus and re-open their economies. As a result, it remains unclear how COVID-19 will impact global markets in the future.
- **Shares of the Fund May Trade at Prices Other Than NAV.** As with all exchange traded funds ("ETFs"), Fund shares may be bought and sold in the secondary market at market prices. The trading prices of the Fund's shares in the secondary market generally differ from the Fund's daily NAV and there may be times when the market price of the shares is more than the NAV (premium) or less than the NAV (discount). This risk is heightened in times of market volatility or periods of steep market declines. Because securities held by the Fund trade on, or have exposure to, foreign exchanges that are closed when the Fund's primary listing exchange is open, the Fund is likely to experience premiums and discounts greater than those of domestic ETFs. Additionally, in stressed market conditions, the market for the Fund's shares may become less liquid in response to deteriorating liquidity in the markets for the Fund's underlying portfolio holdings.
- **Cash Redemption Risk.** The Fund generally redeems shares for cash or otherwise includes cash as part of its redemption proceeds. The Fund may be required to sell or unwind portfolio investments in order to obtain the cash needed to distribute redemption proceeds. This may cause the Fund to recognize a capital gain that it might not have recognized if it had made a redemption in-kind. As a result, the Fund may pay out higher annual capital gain distributions than if the in-kind redemption process was used.
- **Currency Exchange Rate Risk.** Changes in currency exchange rates and the relative value of non-U.S. currencies will affect the value of the Fund's investment and the value of your Fund shares. Currency exchange rates can be very volatile and can change quickly and unpredictably. As a result, the value of an investment in the Fund may also change quickly, unpredictably, and without warning, and you may lose money.
- **Cybersecurity Risk.** The Fund and its service providers may be susceptible to operational and information security risks resulting from a breach in cybersecurity, including cyber-attacks. A breach in cybersecurity, intentional or unintentional, may adversely impact the Fund in many ways, including, but not limited to, disruption of the Fund's operational capacity, loss of proprietary information, theft or corruption of data, denial-of-service attacks on websites or network resources, and the unauthorized release of confidential information. Cyber-attacks affecting the Fund's third-party service providers, market makers, institutional investors authorized to purchase and redeem shares directly from the Funds (*i.e.*, Authorized Participants), or the issuers of securities in which the Fund invests may subject the Fund to many of the same risks associated with direct cybersecurity breaches.
- **Financials Sector Risk.** The Fund currently invests a significant portion of its assets in the financials sector, and therefore, the Fund's performance could be negatively impacted by events affecting this sector. The financials sector includes, for example, banks and financial institutions providing mortgage and mortgage related services. This sector can be significantly affected by, among other things, changes in interest rates, government regulation, the rate of defaults on corporate, consumer and government debt, the availability and cost of capital, and fallout from the housing and sub-prime mortgage crisis.
- **Geographic Investment Risk.** To the extent the Fund invests a significant portion of its assets in securities of companies of a single country or region, it is more likely to be impacted by events or conditions affecting that country or region. Currently, the Fund invests a significant portion of its assets in companies organized in the United States and Europe, although this may change from time to time.
- **Geopolitical Risk.** Some countries and regions in which the Fund invests have experienced security concerns, war, threats of war, aggression and/or conflict, terrorism, economic uncertainty, sanctions or the threat of sanctions, natural and environmental disasters, the spread of infectious illness, widespread disease or other public health issues and/or systemic market dislocations (including due to events outside of such countries or

regions) that have led, and in the future may lead, to increased short-term market volatility and may have adverse long-term effects on the U.S. and world economies and markets generally, each of which may negatively impact the Fund's investments.

- **Index and Data Risk.** The Fund is not “actively” managed and seeks to track the price and yield performance, before fees and expenses, of the Index. The Index Provider has the right to make adjustments to the Index or to cease making the Index available without regard to the particular interests of the Fund or its shareholders. If the computers or other facilities of the Index Provider, Index calculation agent, data providers and/or relevant stock exchange malfunction for any reason, calculation and dissemination of Index values may be delayed and trading in Fund shares may be suspended for a period of time. Errors in Index data, Index calculations and/or the construction of the Index may occur from time to time and may not be identified and/or corrected by the Index Provider, Index calculation agent or other applicable party for a period of time or at all, which may have an adverse impact on the Fund and its shareholders. The potential risk of continuing error may be particularly heightened in the case of the Index, which is generally not used as a benchmark by other funds or managers.
- **Investment Style Risk.** The Fund invests in the securities included in, or representative of, the Index regardless of their investment merit. The Fund does not attempt to outperform the Index or take defensive positions in declining markets. As a result, the Fund's performance may be adversely affected by a general decline in the market segments relating to the Index.
- **Issuer-Specific Risk.** Issuer-specific events, including changes in the actual or perceived financial condition of an issuer, can have a negative impact on the value of the Fund.
- **Large-Capitalization Investing Risk.** The Fund may invest in the securities of large-capitalization companies. As a result, the Fund's performance may be adversely affected if securities of these companies underperform securities of smaller capitalization companies or the market as a whole. Large-capitalization companies may adapt more slowly to new competitive challenges and be subject to slower growth during times of economic expansion.
- **Non-Correlation Risk.** As with all index funds, the performance of the Fund and its Index may differ from each other for a variety of reasons. When markets are volatile, the ability to sell securities at fair value prices may be adversely impacted and may result in additional trading costs and/or increase the Index tracking risk.
- **Non-Diversification Risk.** The Fund is considered to be non-diversified, which means that it may invest more of its assets in the securities of a single issuer or a smaller number of issuers than if it were a diversified fund. To the extent the Fund invests a significant percentage of its assets in a limited number of issuers, the Fund is subject to the risks of investing in those few issuers, and may be more susceptible to a single adverse economic or regulatory occurrence. As a result, changes in the market value of a single security could cause greater fluctuations in the value of Fund shares than would occur in a diversified fund.

Fund Performance

Historical Fund performance, which varies over time, can provide an indication of the risks of investing in the Fund. The bar chart that follows shows the annual total returns of the Fund for each full calendar year since the Fund commenced operations, or the past 10 calendar years, as applicable. The table that follows the bar chart shows the Fund's average annual total returns, both before and after taxes. This table also shows how the Fund's performance compares to the Index and that of a relevant broad-based securities index. Index returns do not reflect deductions for fees, expenses or taxes. All returns assume reinvestment of dividends and distributions. The Fund's past performance (before and after taxes) is not necessarily an indication of how the Fund will perform in the future. Updated performance information for the Fund is available online on the Fund's website at www.wisdomtree.com.



The Fund's year-to-date total return as of June 30, 2021 was 13.86%.

Best and Worst Quarter Returns (for the periods reflected in the bar chart above)

	Return	Quarter/Year
Highest Return	14.75%	4Q/2020
Lowest Return	(28.73)%	1Q/2020

After-tax returns are calculated using the highest historical individual federal marginal income tax rates and do not reflect the impact of state and local taxes. Actual after-tax returns depend on your tax situation and may differ from those shown and are not relevant if you hold your shares through tax-deferred arrangements, such as 401(k) plans or individual retirement accounts. In some cases, the return after taxes may exceed the return before taxes due to an assumed tax benefit from any losses on a sale of Fund shares at the end of the measurement period.

Average Annual Total Returns for the periods ending December 31, 2020

WisdomTree Global High Dividend Fund	1 Year	5 Years	10 Years
Return Before Taxes Based on NAV	(7.58)%	5.71%	4.36%
Return After Taxes on Distributions	(8.62)%	4.72%	3.33%
Return After Taxes on Distributions and Sale of Fund Shares	(3.98)%	4.35%	3.29%
WisdomTree Global High Dividend Index (Reflects no deduction for fees, expenses or taxes)	(7.90)%	5.55%	4.32%
MSCI AC World Index (Reflects no deduction for fees, expenses or taxes)	16.25%	12.26%	9.13%

Management

Investment Adviser and Sub-Adviser

WisdomTree Asset Management, Inc. ("WisdomTree Asset Management" or the "Adviser") serves as investment adviser to the Fund. Mellon Investments Corporation (the "Sub-Adviser") serves as sub-adviser to the Fund.

Portfolio Managers

The Fund is managed by the Sub-Adviser's Equity Index Strategies Portfolio Management team. The individual members of the team jointly and primarily responsible for the day-to-day management of the Fund's portfolio are described below.

Marlene Walker-Smith, a Director, Head of Equity Index Portfolio Management, has been a portfolio manager of the Fund since October 2020.

David France, CFA, a Vice President, Senior Portfolio Manager and Team Manager, has been a portfolio manager of the Fund since June 2021.

Todd Frysinger, CFA, a Vice President, Senior Portfolio Manager and Team Manager, has been a portfolio manager of the Fund since June 2021.

Vlasta Sheremeta, CFA, a Vice President, Senior Portfolio Manager and Team Manager, has been a portfolio manager of the Fund since June 2021.

Michael Stoll, a Vice President, Senior Portfolio Manager and Team Manager, has been a portfolio manager of the Fund since June 2021.

Buying and Selling Fund Shares

The Fund is an ETF. This means that individual shares of the Fund are listed on a national securities exchange, such as NYSE Arca, and may only be purchased and sold in the secondary market through a broker-dealer at market prices. Because Fund shares trade at market prices rather than NAV, shares may trade at a price greater than NAV (premium) or less than NAV (discount). In addition, an investor may incur costs attributable to the difference between the highest price a buyer is willing to pay to purchase shares (bid) and the lowest price a seller is willing to accept for shares (ask) when buying and selling shares in the secondary market (the “bid/ask spread”). Recent information regarding the Fund, including its NAV, market price, premiums and discounts, and bid/ask spreads, is available on the Fund’s website at www.wisdomtree.com.

The Fund issues and redeems shares at NAV only in large blocks of shares (“Creation Units”), which only certain institutions or large investors (typically market makers or other broker-dealers) may purchase or redeem. The Fund issues and redeems Creation Units in exchange for a portfolio of securities and/or U.S. cash.

Tax Information

The Fund intends to make distributions that may be taxed as ordinary income, qualified dividend income, or capital gains.

Payments to Broker-Dealers and Other Financial Intermediaries

If you purchase shares of the Fund through a broker-dealer or other financial intermediary (such as a bank) (an “Intermediary”), WisdomTree Asset Management or its affiliates may pay Intermediaries for certain activities related to the Fund, including participation in activities that are designed to make Intermediaries more knowledgeable about exchange traded products, including the Fund, or for other activities, such as marketing, educational training or other initiatives related to the sale or promotion of Fund shares. These payments may create a conflict of interest by influencing the Intermediary and your salesperson to recommend the Fund over another investment. Any such arrangements do not result in increased Fund expenses. Ask your salesperson or visit the Intermediary’s website for more information.

WisdomTree Global ex-U.S. Quality Dividend Growth Fund

Investment Objective

The WisdomTree Global ex-U.S. Quality Dividend Growth Fund (the “Fund”) seeks to track the price and yield performance, before fees and expenses, of the WisdomTree Global ex-U.S. Quality Dividend Growth Index (the “Index”).

Fees and Expenses of the Fund

The following table describes the fees and expenses you may pay if you buy, hold and sell shares of the Fund. You may pay other fees, such as brokerage commissions and other fees to financial intermediaries, which are not reflected in the table and example below. The fees are expressed as a percentage of the Fund’s average net assets.

Shareholder Fees (fees paid directly from your investment)	None
Annual Fund Operating Expenses (expenses that you pay each year as a percentage of the value of your investment)	
Management Fees	0.58%
Distribution and/or Service (12b-1) Fees	None
Other Expenses	0.00%
Total Annual Fund Operating Expenses	0.58%

Example

The following example is intended to help retail investors compare the cost of investing in the Fund shares with the cost of investing in other funds. It illustrates the hypothetical expenses that such investors would incur over various periods if they were to invest \$10,000 in the Fund for the time periods indicated and then redeem all of the shares at the end of those periods. This example assumes that the Fund provides a return of 5% a year and that operating expenses remain the same. This example does not include the brokerage commissions that retail investors may pay to buy and sell shares of the Fund. Although your actual costs may be higher or lower, based on these assumptions, your costs would be:

	1 Year	3 Years	5 Years	10 Years
	\$ 59	\$ 186	\$ 324	\$ 726

Portfolio Turnover

The Fund pays transaction costs, such as commissions, when it buys and sells securities (or “turns over” its portfolio). A higher portfolio turnover rate may indicate higher transaction costs and may result in higher taxes when Fund shares are held in a taxable account. These costs, which are not reflected in annual fund operating expenses or in the example, affect the Fund’s performance. During the most recent fiscal year, the Fund’s portfolio turnover rate was 56% of the average value of its portfolio, excluding the value of portfolio securities received or delivered as a result of in-kind creations or redemptions of the Fund’s capital shares.

Principal Investment Strategies of the Fund

The Fund employs a “passive management” – or indexing – investment approach designed to track the performance of the Index. The Fund generally uses a representative sampling strategy to achieve its investment objective, meaning it generally will invest in a sample of the securities in the Index whose risk, return and other characteristics resemble the risk, return and other characteristics of the Index as a whole. Under normal circumstances, at least 95% of the Fund’s total assets (exclusive of collateral held from securities lending) will be invested in component securities of the Index and investments that have economic characteristics that are substantially identical to the economic characteristics of such component securities.

The Index is a fundamentally weighted index that consists of dividend-paying global ex-U.S. common stocks with growth characteristics. The Index is comprised of the 300 companies in the WisdomTree Global ex-U.S. Dividend Index, which defines the dividend-paying universe of companies in developed countries and emerging markets throughout the world, excluding the United States, with the best combined rank of growth and quality factors: specifically long-term earnings growth expectations, return on equity, and return on assets. To be eligible for inclusion in the Index, a company must meet the following criteria as of the annual Index screening date: (i) payment of at least \$5 million in gross cash dividends on common shares during the preceding annual cycle; (ii)

market capitalization of at least \$2 billion; (iii) average daily dollar trading volume of at least \$100,000 for the preceding three months; and (iv) an earnings yield greater than the dividend yield.

Securities are weighted in the Index based on dividends over the prior annual cycle. Companies that pay a greater total dollar amount of dividends are more heavily weighted. To derive a company's initial Index weight, (i) *multiply* the U.S. dollar value of the company's annual gross dividend per share by the number of common shares outstanding for that company (the "Cash Dividend Factor"); (ii) calculate the Cash Dividend Factor for each company; (iii) add together all of the companies' Cash Dividend Factors; and (iv) *divide* the company's Cash Dividend Factor by the sum of all Cash Dividend Factors. At the time of the Index's annual screening date, the maximum weight of any security in the Index is capped at 5% and the maximum weight of any one sector and any one country in the Index is capped at 20% (with the exception of the real estate sector, which is capped at 15%); however, security, sector and/or country weights may fluctuate above the specified cap in response to market conditions and/or the application of volume factor adjustments. The Index methodology applies a volume factor adjustment to reduce a component security's weight in the Index and reallocate the reduction in weight pro rata among the other securities if, as of the annual Index screening date, a component security no longer meets certain trading volume thresholds.

WisdomTree Investments, Inc. ("WisdomTree Investments"), as Index provider, currently uses Standard & Poor's Global Industry Classification Standards ("S&P GICS") to define companies within a sector. The following sectors are included in the Index: consumer discretionary, consumer staples, energy, financials, health care, industrials, information technology, materials, real estate, communication services, and utilities. A sector is comprised of multiple industries. For example, the energy sector is comprised of companies in, among others, the natural gas, oil and petroleum industries. As of June 30, 2021, companies in the information technology and health care sectors comprised a significant portion of the Index.

To the extent the Index concentrates (*i.e.*, holds 25% or more of its total assets) in the securities of a particular industry or group of industries, the Fund will concentrate its investments to approximately the same extent as the Index.

Principal Risks of Investing in the Fund

You can lose money on your investment in the Fund. The Fund is subject to the risks described below. The risks are generally presented in alphabetical order to facilitate finding particular risks when comparing them with other funds. Each risk summarized below is considered a "principal risk" of investing in the Fund, regardless of the order in which it appears. Some or all of these risks may adversely affect the Fund's net asset value per share ("NAV"), trading price, yield, total return and/or ability to meet its objective. For more information about the risks of investing in the Fund, see the sections in the Fund's Prospectus titled "Additional Principal Risk Information About the Funds" and "Additional Non-Principal Risk Information."

- **Foreign Securities Risk.** Investments in non-U.S. securities involve political, regulatory, and economic risks that may not be present in U.S. securities. For example, investments in non-U.S. securities may be subject to risk of loss due to foreign currency fluctuations, political or economic instability, or geographic events that adversely impact issuers of foreign securities. Investments in non-U.S. securities also may be subject to withholding or other taxes and may be subject to additional trading, settlement, custodial, and operational risks. These and other factors can make investments in the Fund more volatile and potentially less liquid than other types of investments and may be heightened in connection with investments in developing or emerging markets countries.
- **Dividend Paying Securities Risk.** Securities that pay dividends, as a group, may be out of favor with the market and underperform the overall equity market or stocks of companies that do not pay dividends. In addition, changes in the dividend policies of the companies held by the Fund or the capital resources available for such company's dividend payments may adversely affect the Fund.
- **Growth Investing Risk.** Growth stocks, as a group, may be out of favor with the market and underperform value stocks or the overall equity market. Growth stocks are generally more sensitive to market movements than other types of stocks primarily because their prices are based heavily on the future expectations of the economy and the stock's issuing company.
- **Investment Risk.** As with all investments, an investment in the Fund is subject to loss. Investors in the Fund could lose money, including the possible loss of the entire principal amount of an investment, over short or long periods of time.

- **Market Risk.** The trading prices of equity securities and other instruments fluctuate in response to a variety of factors, such as economic, financial or political events that impact the entire market, market segments, or specific issuers. The Fund's NAV and market price may fluctuate significantly in response to these and other factors. As a result, an investor could lose money over short or long periods of time. In addition, the respiratory disease caused by a novel coronavirus (COVID-19) has spread globally for over a year, resulting in a global pandemic and major disruption to economies and markets around the world, including the United States. During this time, financial markets have experienced extreme volatility and severe losses, and trading in many instruments has been disrupted or suspended. Liquidity for many instruments has been greatly reduced for periods of time. Although many global economies have begun to re-open as infection and hospitalization rates decline, some economies, including those of countries with limited access to COVID-19 vaccines, have struggled to control the spread of the virus and re-open their economies. As a result, it remains unclear how COVID-19 will impact global markets in the future.
- **Shares of the Fund May Trade at Prices Other Than NAV.** As with all exchange traded funds ("ETFs"), Fund shares may be bought and sold in the secondary market at market prices. The trading prices of the Fund's shares in the secondary market generally differ from the Fund's daily NAV and there may be times when the market price of the shares is more than the NAV (premium) or less than the NAV (discount). This risk is heightened in times of market volatility or periods of steep market declines. Because securities held by the Fund trade on, or have exposure to, foreign exchanges that are closed when the Fund's primary listing exchange is open, the Fund is likely to experience premiums and discounts greater than those of domestic ETFs. Additionally, in stressed market conditions, the market for the Fund's shares may become less liquid in response to deteriorating liquidity in the markets for the Fund's underlying portfolio holdings.
- **Capital Controls and Sanctions Risk.** Economic conditions, such as volatile currency exchange rates and interest rates, political events, military action and other conditions may, without prior warning, lead to foreign government intervention (including intervention by the U.S. government with respect to foreign governments, economic sectors, foreign companies and related securities and interests) and the imposition of capital controls and/or sanctions, which may also include retaliatory actions of one government against another government, such as seizure of assets. Capital controls and/or sanctions include the prohibition of, or restrictions on, the ability to own or transfer currency, securities or other assets, which may potentially include derivative instruments related thereto. Capital controls and/or sanctions may also impact the ability of the Fund to buy, sell, transfer, receive, deliver or otherwise obtain exposure to, foreign securities or currency, negatively impact the value and/or liquidity of such instruments, adversely affect the trading market and price for shares of the Fund, and cause the Fund to decline in value.
- **Cash Redemption Risk.** The Fund generally redeems shares for cash or otherwise includes cash as part of its redemption proceeds. The Fund may be required to sell or unwind portfolio investments in order to obtain the cash needed to distribute redemption proceeds. This may cause the Fund to recognize a capital gain that it might not have recognized if it had made a redemption in-kind. As a result, the Fund may pay out higher annual capital gain distributions than if the in-kind redemption process was used.
- **Currency Exchange Rate Risk.** Changes in currency exchange rates and the relative value of non-U.S. currencies will affect the value of the Fund's investment and the value of your Fund shares. Currency exchange rates can be very volatile and can change quickly and unpredictably. As a result, the value of an investment in the Fund may also change quickly, unpredictably, and without warning, and you may lose money.
- **Cybersecurity Risk.** The Fund and its service providers may be susceptible to operational and information security risks resulting from a breach in cybersecurity, including cyber-attacks. A breach in cybersecurity, intentional or unintentional, may adversely impact the Fund in many ways, including, but not limited to, disruption of the Fund's operational capacity, loss of proprietary information, theft or corruption of data, denial-of-service attacks on websites or network resources, and the unauthorized release of confidential information. Cyber-attacks affecting the Fund's third-party service providers, market makers, institutional investors authorized to purchase and redeem shares directly from the Funds (*i.e.*, Authorized Participants), or the issuers of securities in which the Fund invests may subject the Fund to many of the same risks associated with direct cybersecurity breaches.
- **Emerging Markets Risk.** Investments in securities and instruments traded in developing or emerging markets, or that provide exposure to such securities or markets, can involve additional risks relating to political, economic, or regulatory conditions not associated with investments in U.S. securities and instruments or investments in

more developed international markets. Such conditions may impact the ability of the Fund to buy, sell or otherwise transfer securities, adversely affect the trading market and price for Fund shares and cause the Fund to decline in value.

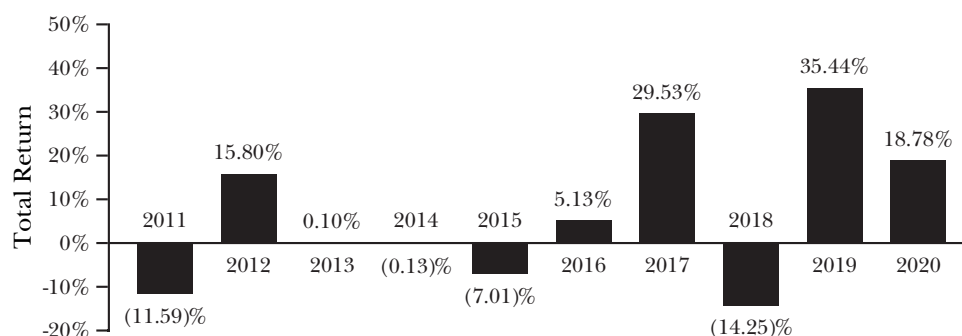
- **Geographic Investment Risk.** To the extent the Fund invests a significant portion of its assets in securities of companies of a single country or region, it is more likely to be impacted by events or conditions affecting that country or region. Currently, the Fund invests a significant portion of its assets in companies organized in Japan and Europe, although this may change from time to time.
- **Geopolitical Risk.** Some countries and regions in which the Fund invests have experienced security concerns, war, threats of war, aggression and/or conflict, terrorism, economic uncertainty, sanctions or the threat of sanctions, natural and environmental disasters, the spread of infectious illness, widespread disease or other public health issues and/or systemic market dislocations (including due to events outside of such countries or regions) that have led, and in the future may lead, to increased short-term market volatility and may have adverse long-term effects on the U.S. and world economies and markets generally, each of which may negatively impact the Fund's investments.
- **Health Care Sector Risk.** The Fund currently invests a significant portion of its assets in the health care sector, and therefore, the Fund's performance could be negatively impacted by events affecting this sector. The health care sector includes, for example, biotechnology, pharmaceutical, health care facilities, and health care equipment and supply companies. This sector can be significantly affected by, among other things, lapsing patent protection, technological developments that make drugs obsolete, government regulation, price controls, and approvals for drugs.
- **Index and Data Risk.** The Fund is not "actively" managed and seeks to track the price and yield performance, before fees and expenses, of the Index. The Index Provider has the right to make adjustments to the Index or to cease making the Index available without regard to the particular interests of the Fund or its shareholders. If the computers or other facilities of the Index Provider, Index calculation agent, data providers and/or relevant stock exchange malfunction for any reason, calculation and dissemination of Index values may be delayed and trading in Fund shares may be suspended for a period of time. Errors in Index data, Index calculations and/or the construction of the Index may occur from time to time and may not be identified and/or corrected by the Index Provider, Index calculation agent or other applicable party for a period of time or at all, which may have an adverse impact on the Fund and its shareholders. The potential risk of continuing error may be particularly heightened in the case of the Index, which is generally not used as a benchmark by other funds or managers.
- **Information Technology Sector Risk.** The Fund currently invests a significant portion of its assets in the information technology sector, and therefore, the Fund's performance could be negatively impacted by events affecting this sector. The information technology sector includes, for example, internet, semiconductor, software, hardware, and technology equipment companies. This sector can be significantly affected by, among other things, the supply and demand for specific products and services, the pace of technological development, and government regulation.
- **Investment Style Risk.** The Fund invests in the securities included in, or representative of, the Index regardless of their investment merit. The Fund does not attempt to outperform the Index or take defensive positions in declining markets. As a result, the Fund's performance may be adversely affected by a general decline in the market segments relating to the Index.
- **Issuer-Specific Risk.** Issuer-specific events, including changes in the actual or perceived financial condition of an issuer, can have a negative impact on the value of the Fund.
- **Large-Capitalization Investing Risk.** The Fund may invest in the securities of large-capitalization companies. As a result, the Fund's performance may be adversely affected if securities of these companies underperform securities of smaller capitalization companies or the market as a whole. Large-capitalization companies may adapt more slowly to new competitive challenges and be subject to slower growth during times of economic expansion.
- **Mid-Capitalization Investing Risk.** The Fund may invest in the securities of mid-capitalization companies. As a result, the Fund's performance may be adversely affected if securities of these companies underperform securities of other capitalization ranges or the market as a whole. Securities of mid-capitalization companies are often less stable and more vulnerable to market volatility and adverse economic developments than securities of

larger companies, but mid-capitalization companies may also underperform the securities of small-capitalization companies because medium capitalization companies are more mature and are subject to slower growth during economic expansion.

- **Non-Correlation Risk.** As with all index funds, the performance of the Fund and its Index may differ from each other for a variety of reasons. When markets are volatile, the ability to sell securities at fair value prices may be adversely impacted and may result in additional trading costs and/or increase the Index tracking risk.
- **Non-Diversification Risk.** The Fund is considered to be non-diversified, which means that it may invest more of its assets in the securities of a single issuer or a smaller number of issuers than if it were a diversified fund. To the extent the Fund invests a significant percentage of its assets in a limited number of issuers, the Fund is subject to the risks of investing in those few issuers, and may be more susceptible to a single adverse economic or regulatory occurrence. As a result, changes in the market value of a single security could cause greater fluctuations in the value of Fund shares than would occur in a diversified fund.

Fund Performance

Historical Fund performance, which varies over time, can provide an indication of the risks of investing in the Fund. The bar chart that follows shows the annual total returns of the Fund for each full calendar year since the Fund commenced operations, or the past 10 calendar years, as applicable. The table that follows the bar chart shows the Fund's average annual total returns, both before and after taxes. This table also shows how the Fund's performance compares to the Index and that of a relevant broad-based securities index. In addition, performance is shown for another index that also represents the asset class in which the Fund invests. Index returns do not reflect deductions for fees, expenses or taxes. All returns assume reinvestment of dividends and distributions. The Fund's past performance (before and after taxes) is not necessarily an indication of how the Fund will perform in the future. Updated performance information for the Fund is available online on the Fund's website at www.wisdomtree.com.



The Fund's year-to-date total return as of June 30, 2021 was 9.92%.

Best and Worst Quarter Returns (for the periods reflected in the bar chart above)

	Return	Quarter/Year
Highest Return	18.44%	2Q/2020
Lowest Return	(21.73)%	3Q/2011

After-tax returns are calculated using the highest historical individual federal marginal income tax rates and do not reflect the impact of state and local taxes. Actual after-tax returns depend on your tax situation and may differ from those shown and are not relevant if you hold your shares through tax-deferred arrangements, such as 401(k) plans or individual retirement accounts. In some cases, the return after taxes may exceed the return before taxes due to an assumed tax benefit from any losses on a sale of Fund shares at the end of the measurement period.

Average Annual Total Returns for the periods ending December 31, 2020

WisdomTree Global ex-U.S. Quality Dividend Growth Fund	1 Year	5 Years	10 Years
Return Before Taxes Based on NAV	18.78%	13.44%	5.98%
Return After Taxes on Distributions	18.31%	12.96%	5.52%
Return After Taxes on Distributions and Sale of Fund Shares	11.52%	10.75%	4.74%

WisdomTree Global ex-U.S. Quality Dividend Growth Fund	1 Year	5 Years	10 Years
WisdomTree Global ex-US Quality Dividend Growth Index (Reflects no deduction for fees, expenses or taxes)	19.46%	14.15%	6.73%
MSCI AC World ex USA Growth Index (Reflects no deduction for fees, expenses or taxes)	22.20%	11.97%	6.94%
MSCI AC World ex-USA Index (Reflects no deduction for fees, expenses or taxes)	10.65%	8.93%	4.92%

Management

Investment Adviser and Sub-Adviser

WisdomTree Asset Management, Inc. (“WisdomTree Asset Management” or the “Adviser”) serves as investment adviser to the Fund. Mellon Investments Corporation (the “Sub-Adviser”) serves as sub-adviser to the Fund.

Portfolio Managers

The Fund is managed by the Sub-Adviser’s Equity Index Strategies Portfolio Management team. The individual members of the team jointly and primarily responsible for the day-to-day management of the Fund’s portfolio are described below.

Marlene Walker-Smith, a Director, Head of Equity Index Portfolio Management, has been a portfolio manager of the Fund since October 2020.

David France, CFA, a Vice President, Senior Portfolio Manager and Team Manager, has been a portfolio manager of the Fund since June 2021.

Todd Frysinger, CFA, a Vice President, Senior Portfolio Manager and Team Manager, has been a portfolio manager of the Fund since June 2021.

Vlasta Sheremeta, CFA, a Vice President, Senior Portfolio Manager and Team Manager, has been a portfolio manager of the Fund since June 2021.

Michael Stoll, a Vice President, Senior Portfolio Manager and Team Manager, has been a portfolio manager of the Fund since June 2021.

Buying and Selling Fund Shares

The Fund is an ETF. This means that individual shares of the Fund are listed on a national securities exchange, such as NYSE Arca, and may only be purchased and sold in the secondary market through a broker-dealer at market prices. Because Fund shares trade at market prices rather than NAV, shares may trade at a price greater than NAV (premium) or less than NAV (discount). In addition, an investor may incur costs attributable to the difference between the highest price a buyer is willing to pay to purchase shares (bid) and the lowest price a seller is willing to accept for shares (ask) when buying and selling shares in the secondary market (the “bid/ask spread”). Recent information regarding the Fund, including its NAV, market price, premiums and discounts, and bid/ask spreads, is available on the Fund’s website at www.wisdomtree.com.

The Fund issues and redeems shares at NAV only in large blocks of shares (“Creation Units”), which only certain institutions or large investors (typically market makers or other broker-dealers) may purchase or redeem. The Fund issues and redeems Creation Units in exchange for a portfolio of securities and/or U.S. cash.

Tax Information

The Fund intends to make distributions that may be taxed as ordinary income, qualified dividend income, or capital gains.

Payments to Broker-Dealers and Other Financial Intermediaries

If you purchase shares of the Fund through a broker-dealer or other financial intermediary (such as a bank) (an “Intermediary”), WisdomTree Asset Management or its affiliates may pay Intermediaries for certain activities related to the Fund, including participation in activities that are designed to make Intermediaries more knowledgeable about exchange traded products, including the Fund, or for other activities, such as marketing, educational training or other initiatives related to the sale or promotion of Fund shares. These payments may create a conflict of interest by influencing the Intermediary and your salesperson to recommend the Fund over another investment.

Any such arrangements do not result in increased Fund expenses. Ask your salesperson or visit the Intermediary's website for more information.

WisdomTree Global ex-U.S. Real Estate Fund

Investment Objective

The WisdomTree Global ex-U.S. Real Estate Fund (the “Fund”) seeks to track the price and yield performance, before fees and expenses, of the WisdomTree Global ex-U.S. Real Estate Index (the “Index”).

Fees and Expenses of the Fund

The following table describes the fees and expenses you may pay if you buy, hold and sell shares of the Fund. You may pay other fees, such as brokerage commissions and other fees to financial intermediaries, which are not reflected in the table and example below. The fees are expressed as a percentage of the Fund’s average net assets.

Shareholder Fees (fees paid directly from your investment)	None
Annual Fund Operating Expenses (expenses that you pay each year as a percentage of the value of your investment)	
Management Fees	0.58%
Distribution and/or Service (12b-1) Fees	None
Other Expenses	0.00%
Total Annual Fund Operating Expenses	0.58%

Example

The following example is intended to help retail investors compare the cost of investing in the Fund shares with the cost of investing in other funds. It illustrates the hypothetical expenses that such investors would incur over various periods if they were to invest \$10,000 in the Fund for the time periods indicated and then redeem all of the shares at the end of those periods. This example assumes that the Fund provides a return of 5% a year and that operating expenses remain the same. This example does not include the brokerage commissions that retail investors may pay to buy and sell shares of the Fund. Although your actual costs may be higher or lower, based on these assumptions, your costs would be:

	1 Year	3 Years	5 Years	10 Years
	\$ 59	\$ 186	\$ 324	\$ 726

Portfolio Turnover

The Fund pays transaction costs, such as commissions, when it buys and sells securities (or “turns over” its portfolio). A higher portfolio turnover rate may indicate higher transaction costs and may result in higher taxes when Fund shares are held in a taxable account. These costs, which are not reflected in annual fund operating expenses or in the example, affect the Fund’s performance. During the most recent fiscal year, the Fund’s portfolio turnover rate was 39% of the average value of its portfolio, excluding the value of portfolio securities received or delivered as a result of in-kind creations or redemptions of the Fund’s capital shares.

Principal Investment Strategies of the Fund

The Fund employs a “passive management” – or indexing – investment approach designed to track the performance of the Index. The Fund generally uses a representative sampling strategy to achieve its investment objective, meaning it generally will invest in a sample of the securities in the Index whose risk, return and other characteristics resemble the risk, return and other characteristics of the Index as a whole. Under normal circumstances, at least 95% of the Fund’s total assets (exclusive of collateral held from securities lending) will be invested in component securities of the Index and investments that have economic characteristics that are substantially identical to the economic characteristics of such component securities.

The Index is a fundamentally weighted index that is comprised of companies from developed and emerging markets outside of the United States that are classified as being part of the “Global Real Estate” sector. Companies are selected from the WisdomTree Global ex-U.S. Dividend Index, which defines the dividend-paying universe of companies in developed countries and emerging markets throughout the world, excluding the United States. To be eligible for inclusion in the Index, a company must meet the following criteria as of the annual Index screening date: (i) incorporation within Europe, Japan, Australia, Brazil, Canada, Chile, China, Hong Kong, India, Indonesia, Israel, Malaysia, Mexico, Philippines, Singapore, South Africa, Taiwan or Thailand; (ii) payment of at least \$5 million in cash dividends paid on common shares during the preceding annual cycle; (iii) market capitalization must be greater than \$1 billion; (iv) average daily dollar trading volume of at least \$100,000 (developed markets) or

\$200,000 (emerging markets) for the preceding three months; and (v) trading of at least 250,000 shares for each of the preceding six months. Constituents will be among the following types of companies: real estate operating companies, real estate developing companies, or diversified real estate investment trusts (“REITs”). The Index also includes companies that may be classified as Passive Foreign Investment Companies.

Securities are weighted in the Index based on dividends paid over the prior annual cycle. Companies that pay a greater total dollar amount of dividends are more heavily weighted. To derive a company’s initial Index weight, (i) *multiply* the U.S. dollar value of the company’s annual gross dividend per share by the number of common shares outstanding for that company (the “Cash Dividend Factor”); (ii) calculate the Cash Dividend Factor for each company; (iii) add together all of the companies’ Cash Dividend Factors; and (iv) *divide* the company’s Cash Dividend Factor by the sum of all Cash Dividend Factors. The maximum weight of any one country in the Index, at the time of the Index’s annual screening date, is capped at 25%; however, country weights may fluctuate above the specified cap in response to market conditions and/or the application of volume factor adjustments. The Index methodology applies a volume factor adjustment to reduce a component security’s weight in the Index and reallocate the reduction in weight pro rata among the other securities if, as of the annual Index screening date, a component security no longer meets certain trading volume thresholds.

WisdomTree Investments, Inc. (“WisdomTree Investments”), as Index provider, currently uses Standard & Poor’s Global Industry Classification Standards (“S&P GICS”) to define real estate companies. Real estate companies include, among others, companies involved in diversified real estate activities, real estate development companies, real estate operating companies, retail REITs, diversified REITs, office REITs, and industrial REITs. As of June 30, 2021, companies in the real estate sector comprised a significant portion of the Index.

To the extent the Index concentrates (*i.e.*, holds 25% or more of its total assets) in the securities of a particular industry or group of industries, the Fund will concentrate its investments to approximately the same extent as the Index.

Principal Risks of Investing in the Fund

You can lose money on your investment in the Fund. The Fund is subject to the risks described below. The risks are generally presented in alphabetical order to facilitate finding particular risks when comparing them with other funds. Each risk summarized below is considered a “principal risk” of investing in the Fund, regardless of the order in which it appears. Some or all of these risks may adversely affect the Fund’s net asset value per share (“NAV”), trading price, yield, total return and/or ability to meet its objective. For more information about the risks of investing in the Fund, see the sections in the Fund’s Prospectus titled “Additional Principal Risk Information About the Funds” and “Additional Non-Principal Risk Information.”

- **Foreign Securities Risk.** Investments in non-U.S. securities involve political, regulatory, and economic risks that may not be present in U.S. securities. For example, investments in non-U.S. securities may be subject to risk of loss due to foreign currency fluctuations, political or economic instability, or geographic events that adversely impact issuers of foreign securities. Investments in non-U.S. securities also may be subject to withholding or other taxes and may be subject to additional trading, settlement, custodial, and operational risks. These and other factors can make investments in the Fund more volatile and potentially less liquid than other types of investments and may be heightened in connection with investments in developing or emerging markets countries.
- **Real Estate Sector Risk.** The Fund invests primarily in real estate companies, including investments in REITs, and therefore, the Fund’s performance could be negatively impacted by events affecting this sector. REITs invest substantially all of their assets in real estate, trade like stocks and may qualify for special tax considerations. Investments in REITs subject the Fund to risks associated with the direct ownership of real estate. The real estate sector also includes real estate management and development companies. This sector can be significantly affected by, among other things, market conditions or events such as declining property values or rising interest rates.
- **Investment Risk.** As with all investments, an investment in the Fund is subject to loss. Investors in the Fund could lose money, including the possible loss of the entire principal amount of an investment, over short or long periods of time.
- **Market Risk.** The trading prices of equity securities and other instruments fluctuate in response to a variety of factors, such as economic, financial or political events that impact the entire market, market segments, or specific issuers. The Fund’s NAV and market price may fluctuate significantly in response to these and other factors. As a result, an investor could lose money over short or long periods of time. In addition, the respiratory

disease caused by a novel coronavirus (COVID-19) has spread globally for over a year, resulting in a global pandemic and major disruption to economies and markets around the world, including the United States. During this time, financial markets have experienced extreme volatility and severe losses, and trading in many instruments has been disrupted or suspended. Liquidity for many instruments has been greatly reduced for periods of time. Although many global economies have begun to re-open as infection and hospitalization rates decline, some economies, including those of countries with limited access to COVID-19 vaccines, have struggled to control the spread of the virus and re-open their economies. As a result, it remains unclear how COVID-19 will impact global markets in the future.

- **Shares of the Fund May Trade at Prices Other Than NAV.** As with all exchange traded funds (“ETFs”), Fund shares may be bought and sold in the secondary market at market prices. The trading prices of the Fund’s shares in the secondary market generally differ from the Fund’s daily NAV and there may be times when the market price of the shares is more than the NAV (premium) or less than the NAV (discount). This risk is heightened in times of market volatility or periods of steep market declines. Because securities held by the Fund trade on, or have exposure to, foreign exchanges that are closed when the Fund’s primary listing exchange is open, the Fund is likely to experience premiums and discounts greater than those of domestic ETFs. Additionally, in stressed market conditions, the market for the Fund’s shares may become less liquid in response to deteriorating liquidity in the markets for the Fund’s underlying portfolio holdings.
- **Capital Controls and Sanctions Risk.** Economic conditions, such as volatile currency exchange rates and interest rates, political events, military action and other conditions may, without prior warning, lead to foreign government intervention (including intervention by the U.S. government with respect to foreign governments, economic sectors, foreign companies and related securities and interests) and the imposition of capital controls and/or sanctions, which may also include retaliatory actions of one government against another government, such as seizure of assets. Capital controls and/or sanctions include the prohibition of, or restrictions on, the ability to own or transfer currency, securities or other assets, which may potentially include derivative instruments related thereto. Capital controls and/or sanctions may also impact the ability of the Fund to buy, sell, transfer, receive, deliver or otherwise obtain exposure to, foreign securities or currency, negatively impact the value and/or liquidity of such instruments, adversely affect the trading market and price for shares of the Fund, and cause the Fund to decline in value.
- **Cash Redemption Risk.** The Fund generally redeems shares for cash or otherwise includes cash as part of its redemption proceeds. The Fund may be required to sell or unwind portfolio investments in order to obtain the cash needed to distribute redemption proceeds. This may cause the Fund to recognize a capital gain that it might not have recognized if it had made a redemption in-kind. As a result, the Fund may pay out higher annual capital gain distributions than if the in-kind redemption process was used.
- **Currency Exchange Rate Risk.** Changes in currency exchange rates and the relative value of non-U.S. currencies will affect the value of the Fund’s investment and the value of your Fund shares. Currency exchange rates can be very volatile and can change quickly and unpredictably. As a result, the value of an investment in the Fund may also change quickly, unpredictably, and without warning, and you may lose money.
- **Cybersecurity Risk.** The Fund and its service providers may be susceptible to operational and information security risks resulting from a breach in cybersecurity, including cyber-attacks. A breach in cybersecurity, intentional or unintentional, may adversely impact the Fund in many ways, including, but not limited to, disruption of the Fund’s operational capacity, loss of proprietary information, theft or corruption of data, denial-of-service attacks on websites or network resources, and the unauthorized release of confidential information. Cyber-attacks affecting the Fund’s third-party service providers, market makers, institutional investors authorized to purchase and redeem shares directly from the Funds (*i.e.*, Authorized Participants), or the issuers of securities in which the Fund invests may subject the Fund to many of the same risks associated with direct cybersecurity breaches.
- **Emerging Markets Risk.** Investments in securities and instruments traded in developing or emerging markets, or that provide exposure to such securities or markets, can involve additional risks relating to political, economic, or regulatory conditions not associated with investments in U.S. securities and instruments or investments in more developed international markets. Such conditions may impact the ability of the Fund to buy, sell or otherwise transfer securities, adversely affect the trading market and price for Fund shares and cause the Fund to decline in value.

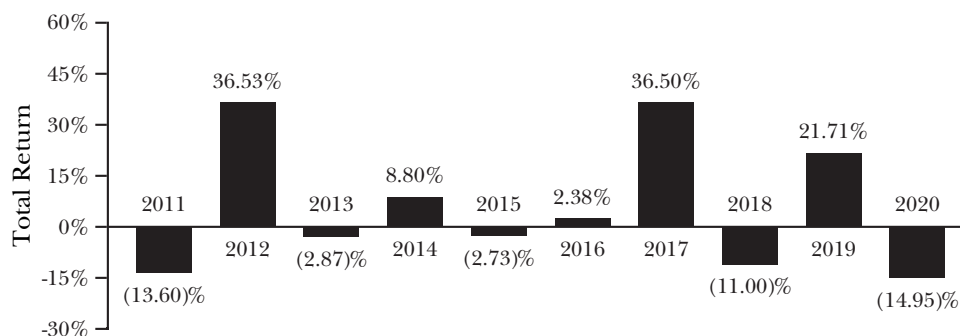
- **Geographic Investment Risk.** To the extent the Fund invests a significant portion of its assets in securities of companies of a single country or region, it is more likely to be impacted by events or conditions affecting that country or region. Currently, the Fund invests a significant portion of its assets in companies organized in Hong Kong, although this may change from time to time.
- **Geopolitical Risk.** Some countries and regions in which the Fund invests have experienced security concerns, war, threats of war, aggression and/or conflict, terrorism, economic uncertainty, sanctions or the threat of sanctions, natural and environmental disasters, the spread of infectious illness, widespread disease or other public health issues and/or systemic market dislocations (including due to events outside of such countries or regions) that have led, and in the future may lead, to increased short-term market volatility and may have adverse long-term effects on the U.S. and world economies and markets generally, each of which may negatively impact the Fund's investments.
- **Index and Data Risk.** The Fund is not "actively" managed and seeks to track the price and yield performance, before fees and expenses, of the Index. The Index Provider has the right to make adjustments to the Index or to cease making the Index available without regard to the particular interests of the Fund or its shareholders. If the computers or other facilities of the Index Provider, Index calculation agent, data providers and/or relevant stock exchange malfunction for any reason, calculation and dissemination of Index values may be delayed and trading in Fund shares may be suspended for a period of time. Errors in Index data, Index calculations and/or the construction of the Index may occur from time to time and may not be identified and/or corrected by the Index Provider, Index calculation agent or other applicable party for a period of time or at all, which may have an adverse impact on the Fund and its shareholders. The potential risk of continuing error may be particularly heightened in the case of the Index, which is generally not used as a benchmark by other funds or managers.
- **Investment Style Risk.** The Fund invests in the securities included in, or representative of, the Index regardless of their investment merit. The Fund does not attempt to outperform the Index or take defensive positions in declining markets. As a result, the Fund's performance may be adversely affected by a general decline in the market segments relating to the Index.
- **Issuer-Specific Risk.** Issuer-specific events, including changes in the actual or perceived financial condition of an issuer, can have a negative impact on the value of the Fund.
- **Large-Capitalization Investing Risk.** The Fund may invest in the securities of large-capitalization companies. As a result, the Fund's performance may be adversely affected if securities of these companies underperform securities of smaller capitalization companies or the market as a whole. Large-capitalization companies may adapt more slowly to new competitive challenges and be subject to slower growth during times of economic expansion.
- **Mid-Capitalization Investing Risk.** The Fund may invest in the securities of mid-capitalization companies. As a result, the Fund's performance may be adversely affected if securities of these companies underperform securities of other capitalization ranges or the market as a whole. Securities of mid-capitalization companies are often less stable and more vulnerable to market volatility and adverse economic developments than securities of larger companies, but mid-capitalization companies may also underperform the securities of small-capitalization companies because medium capitalization companies are more mature and are subject to slower growth during economic expansion.
- **Non-Correlation Risk.** As with all index funds, the performance of the Fund and its Index may differ from each other for a variety of reasons. When markets are volatile, the ability to sell securities at fair value prices may be adversely impacted and may result in additional trading costs and/or increase the Index tracking risk.
- **Non-Diversification Risk.** The Fund is considered to be non-diversified, which means that it may invest more of its assets in the securities of a single issuer or a smaller number of issuers than if it were a diversified fund. To the extent the Fund invests a significant percentage of its assets in a limited number of issuers, the Fund is subject to the risks of investing in those few issuers, and may be more susceptible to a single adverse economic or regulatory occurrence. As a result, changes in the market value of a single security could cause greater fluctuations in the value of Fund shares than would occur in a diversified fund.

Fund Performance

Historical Fund performance, which varies over time, can provide an indication of the risks of investing in the Fund. The bar chart that follows shows the annual total returns of the Fund for each full calendar year since the Fund commenced operations, or the past 10 calendar years, as applicable. The table that follows the bar chart

shows the Fund's average annual total returns, both before and after taxes. This table also shows how the Fund's performance compares to the Index and that of a relevant broad-based securities index. In addition, performance is shown for another index that also represents the asset class in which the Fund invests. Index returns do not reflect deductions for fees, expenses or taxes. All returns assume reinvestment of dividends and distributions. The Fund's past performance (before and after taxes) is not necessarily an indication of how the Fund will perform in the future. Updated performance information for the Fund is available online on the Fund's website at www.wisdomtree.com.

The Fund's name and objective changed effective June 17, 2011. Fund performance prior to June 17, 2011 reflects the investment objective and style of the Fund when it was the WisdomTree International Real Estate Fund, and tracked the performance of the WisdomTree International Real Estate Index.



The Fund's year-to-date total return as of June 30, 2021 was 5.50%.

Best and Worst Quarter Returns (for the periods reflected in the bar chart above)

	Return	Quarter/Year
Highest Return	15.85%	1Q/2019
Lowest Return	(29.32)%	1Q/2020

After-tax returns are calculated using the highest historical individual federal marginal income tax rates and do not reflect the impact of state and local taxes. Actual after-tax returns depend on your tax situation and may differ from those shown and are not relevant if you hold your shares through tax-deferred arrangements, such as 401(k) plans or individual retirement accounts. In some cases, the return after taxes may exceed the return before taxes due to an assumed tax benefit from any losses on a sale of Fund shares at the end of the measurement period.

Average Annual Total Returns for the periods ending December 31, 2020

WisdomTree Global ex-U.S. Real Estate Fund*	1 Year	5 Years	10 Years
Return Before Taxes Based on NAV	(14.95)%	5.19%	4.56%
Return After Taxes on Distributions	(15.54)%	3.22%	2.71%
Return After Taxes on Distributions and Sale of Fund Shares	(8.44)%	3.41%	2.95%
WisdomTree International Real Estate/Global ex-U.S. Real Estate Spliced Index** (Reflects no deduction for fees, expenses or taxes)	(14.89)%	5.42%	4.76%
Dow Jones Global ex-U.S. Select Real Estate Securities Index (Reflects no deduction for fees, expenses or taxes)	(8.98)%	3.18%	4.12%
MSCI AC World ex-USA Index (Reflects no deduction for fees, expenses or taxes)	10.65%	8.93%	4.92%

* The Fund's objective changed effective June 17, 2011. Prior to that date, the Fund sought to track the price and yield performance, before fees and expenses, of the WisdomTree International Real Estate Index. As of June 17, 2011, the Fund's objective seeks to track the price and yield performance, before fees and expenses, of the WisdomTree Global ex-U.S. Real Estate Index.

** Reflects performance of the WisdomTree International Real Estate Index prior to June 17, 2011 and the WisdomTree Global ex-U.S. Real Estate Index thereafter.

Management

Investment Adviser and Sub-Adviser

WisdomTree Asset Management, Inc. ("WisdomTree Asset Management" or the "Adviser") serves as investment adviser to the Fund. Mellon Investments Corporation (the "Sub-Adviser") serves as sub-adviser to the Fund.

Portfolio Managers

The Fund is managed by the Sub-Adviser's Equity Index Strategies Portfolio Management team. The individual members of the team jointly and primarily responsible for the day-to-day management of the Fund's portfolio are described below.

Marlene Walker-Smith, a Director, Head of Equity Index Portfolio Management, has been a portfolio manager of the Fund since October 2020.

David France, CFA, a Vice President, Senior Portfolio Manager and Team Manager, has been a portfolio manager of the Fund since June 2021.

Todd Frysinger, CFA, a Vice President, Senior Portfolio Manager and Team Manager, has been a portfolio manager of the Fund since June 2021.

Vlasta Sheremeta, CFA, a Vice President, Senior Portfolio Manager and Team Manager, has been a portfolio manager of the Fund since June 2021.

Michael Stoll, a Vice President, Senior Portfolio Manager and Team Manager, has been a portfolio manager of the Fund since June 2021.

Buying and Selling Fund Shares

The Fund is an ETF. This means that individual shares of the Fund are listed on a national securities exchange, such as NYSE Arca, and may only be purchased and sold in the secondary market through a broker-dealer at market prices. Because Fund shares trade at market prices rather than NAV, shares may trade at a price greater than NAV (premium) or less than NAV (discount). In addition, an investor may incur costs attributable to the difference between the highest price a buyer is willing to pay to purchase shares (bid) and the lowest price a seller is willing to accept for shares (ask) when buying and selling shares in the secondary market (the "bid/ask spread"). Recent information regarding the Fund, including its NAV, market price, premiums and discounts, and bid/ask spreads, is available on the Fund's website at www.wisdomtree.com.

The Fund issues and redeems shares at NAV only in large blocks of shares ("Creation Units"), which only certain institutions or large investors (typically market makers or other broker-dealers) may purchase or redeem. The Fund issues and redeems Creation Units in exchange for a portfolio of securities and/or U.S. cash.

Tax Information

The Fund intends to make distributions that may be taxed as ordinary income, qualified dividend income, or capital gains.

Payments to Broker-Dealers and Other Financial Intermediaries

If you purchase shares of the Fund through a broker-dealer or other financial intermediary (such as a bank) (an "Intermediary"), WisdomTree Asset Management or its affiliates may pay Intermediaries for certain activities related to the Fund, including participation in activities that are designed to make Intermediaries more knowledgeable about exchange traded products, including the Fund, or for other activities, such as marketing, educational training or other initiatives related to the sale or promotion of Fund shares. These payments may create a conflict of interest by influencing the Intermediary and your salesperson to recommend the Fund over another investment. Any such arrangements do not result in increased Fund expenses. Ask your salesperson or visit the Intermediary's website for more information.

WisdomTree Emerging Markets High Dividend Fund

Investment Objective

The WisdomTree Emerging Markets High Dividend Fund (the “Fund”) seeks to track the price and yield performance, before fees and expenses, of the WisdomTree Emerging Markets High Dividend Index (the “Index”).

Fees and Expenses of the Fund

The following table describes the fees and expenses you may pay if you buy, hold and sell shares of the Fund. You may pay other fees, such as brokerage commissions and other fees to financial intermediaries, which are not reflected in the table and example below. The fees are expressed as a percentage of the Fund’s average net assets.

Shareholder Fees (fees paid directly from your investment)	None
Annual Fund Operating Expenses (expenses that you pay each year as a percentage of the value of your investment)	
Management Fees	0.63%
Distribution and/or Service (12b-1) Fees	None
Other Expenses	0.00%
Total Annual Fund Operating Expenses	0.63%

Example

The following example is intended to help retail investors compare the cost of investing in the Fund shares with the cost of investing in other funds. It illustrates the hypothetical expenses that such investors would incur over various periods if they were to invest \$10,000 in the Fund for the time periods indicated and then redeem all of the shares at the end of those periods. This example assumes that the Fund provides a return of 5% a year and that operating expenses remain the same. This example does not include the brokerage commissions that retail investors may pay to buy and sell shares of the Fund. Although your actual costs may be higher or lower, based on these assumptions, your costs would be:

	1 Year	3 Years	5 Years	10 Years
	\$ 64	\$ 202	\$ 351	\$ 786

Portfolio Turnover

The Fund pays transaction costs, such as commissions, when it buys and sells securities (or “turns over” its portfolio). A higher portfolio turnover rate may indicate higher transaction costs and may result in higher taxes when Fund shares are held in a taxable account. These costs, which are not reflected in annual fund operating expenses or in the example, affect the Fund’s performance. During the most recent fiscal year, the Fund’s portfolio turnover rate was 62% of the average value of its portfolio, excluding the value of portfolio securities received or delivered as a result of in-kind creations or redemptions of the Fund’s capital shares.

Principal Investment Strategies of the Fund

The Fund employs a “passive management” – or indexing – investment approach designed to track the performance of the Index. The Fund generally uses a representative sampling strategy to achieve its investment objective, meaning it generally will invest in a sample of the securities in the Index whose risk, return and other characteristics resemble the risk, return and other characteristics of the Index as a whole. Under normal circumstances, at least 95% of the Fund’s total assets (exclusive of collateral held from securities lending) will be invested in component securities of the Index and investments that have economic characteristics that are substantially identical to the economic characteristics of such component securities.

The Index is a fundamentally weighted index that is comprised of the highest dividend-yielding common stocks selected from the WisdomTree Emerging Markets Dividend Index, which defines the dividend-paying universe of companies in emerging markets throughout the world. To be eligible for inclusion in the WisdomTree Emerging Markets Dividend Index, a company must meet the following criteria as of the annual Index screening date: (i) payment of at least \$5 million in cash dividends on common shares during the preceding annual cycle; (ii) market capitalization of at least \$200 million; (iii) average daily dollar trading volume of at least \$200,000 for each of the preceding six months; (iv) incorporation within one of 17 emerging market nations (Brazil, Chile, China, Czech Republic, Hungary, India, Indonesia, Korea, Malaysia, Mexico, Philippines, Poland, Russia, South Africa, Taiwan, Thailand, and Turkey); and (v) trading of at least 250,000 shares per month for each of the preceding six months.

Securities eligible for inclusion in the WisdomTree Emerging Markets Dividend Index are ranked by dividend yield. Securities ranking in the highest 30% by dividend yield are selected for inclusion within the Index. If a company currently in the Index is no longer ranked in the top 30% by dividend yield at the time of the annual Index screening date but remains ranked in the top 35% by dividend yield, the company will remain in the Index.

Securities are weighted in the Index based on dividends paid over the prior annual cycle. Companies that pay a greater total dollar amount of dividends are more heavily weighted. To derive a company's initial Index weight, (i) multiply the U.S. dollar value of the company's annual gross dividend per share by the number of common shares outstanding for that company (the "Cash Dividend Factor"); (ii) calculate the Cash Dividend Factor for each company; (iii) add together all of the companies' Cash Dividend Factors; and (iv) divide the company's Cash Dividend Factor by the sum of all Cash Dividend Factors. At the time of the Index's annual screening date, the maximum weight of any security in the Index is capped at 5%. The maximum weight of any one sector and any one country in the Index, at the time of the Index's annual screening date, is capped at 25% (with the exception of the real estate sector, which is capped at 15%); however, security, sector and/or country weights may fluctuate above the specified cap in response to market conditions and/or the application of volume factor adjustments. The Index methodology applies a volume factor adjustment to reduce a component security's weight in the Index and reallocate the reduction in weight pro rata among the other securities if, as of the annual Index screening date, a component security no longer meets certain trading volume thresholds.

WisdomTree Investments, Inc. ("WisdomTree Investments"), as Index provider, currently uses Standard & Poor's Global Industry Classification Standards ("S&P GICS") to define companies within a sector. The following sectors are included in the Index: consumer discretionary, consumer staples, energy, financials, health care, industrials, information technology, materials, real estate, communication services, and utilities. A sector is comprised of multiple industries. For example, the energy sector is comprised of companies in, among others, the natural gas, oil and petroleum industries. As of June 30, 2021, companies in the materials and financials sectors comprised a significant portion of the Index.

To the extent the Index concentrates (*i.e.*, holds 25% or more of its total assets) in the securities of a particular industry or group of industries, the Fund will concentrate its investments to approximately the same extent as the Index.

Principal Risks of Investing in the Fund

You can lose money on your investment in the Fund. The Fund is subject to the risks described below. The risks are generally presented in alphabetical order to facilitate finding particular risks when comparing them with other funds. Each risk summarized below is considered a "principal risk" of investing in the Fund, regardless of the order in which it appears. Some or all of these risks may adversely affect the Fund's net asset value per share ("NAV"), trading price, yield, total return and/or ability to meet its objective. For more information about the risks of investing in the Fund, see the sections in the Fund's Prospectus titled "Additional Principal Risk Information About the Funds" and "Additional Non-Principal Risk Information."

- **Emerging Markets Risk.** Investments in securities and instruments traded in developing or emerging markets, or that provide exposure to such securities or markets, can involve additional risks relating to political, economic, or regulatory conditions not associated with investments in U.S. securities and instruments or investments in more developed international markets. Such conditions may impact the ability of the Fund to buy, sell or otherwise transfer securities, adversely affect the trading market and price for Fund shares and cause the Fund to decline in value.
- **Dividend Paying Securities Risk.** Securities that pay dividends, as a group, may be out of favor with the market and underperform the overall equity market or stocks of companies that do not pay dividends. In addition, changes in the dividend policies of the companies held by the Fund or the capital resources available for such company's dividend payments may adversely affect the Fund.
- **Investment Risk.** As with all investments, an investment in the Fund is subject to loss. Investors in the Fund could lose money, including the possible loss of the entire principal amount of an investment, over short or long periods of time.
- **Market Risk.** The trading prices of equity securities and other instruments fluctuate in response to a variety of factors, such as economic, financial or political events that impact the entire market, market segments, or specific issuers. The Fund's NAV and market price may fluctuate significantly in response to these and other factors. As a result, an investor could lose money over short or long periods of time. In addition, the respiratory disease caused by a novel coronavirus (COVID-19) has spread globally for over a year, resulting in a global

pandemic and major disruption to economies and markets around the world, including the United States. During this time, financial markets have experienced extreme volatility and severe losses, and trading in many instruments has been disrupted or suspended. Liquidity for many instruments has been greatly reduced for periods of time. Although many global economies have begun to re-open as infection and hospitalization rates decline, some economies, including those of countries with limited access to COVID-19 vaccines, have struggled to control the spread of the virus and re-open their economies. As a result, it remains unclear how COVID-19 will impact global markets in the future.

- **Shares of the Fund May Trade at Prices Other Than NAV.** As with all exchange traded funds (“ETFs”), Fund shares may be bought and sold in the secondary market at market prices. The trading prices of the Fund’s shares in the secondary market generally differ from the Fund’s daily NAV and there may be times when the market price of the shares is more than the NAV (premium) or less than the NAV (discount). This risk is heightened in times of market volatility or periods of steep market declines. Because securities held by the Fund trade on, or have exposure to, foreign exchanges that are closed when the Fund’s primary listing exchange is open, the Fund is likely to experience premiums and discounts greater than those of domestic ETFs. Additionally, in stressed market conditions, the market for the Fund’s shares may become less liquid in response to deteriorating liquidity in the markets for the Fund’s underlying portfolio holdings.
- **Capital Controls and Sanctions Risk.** Economic conditions, such as volatile currency exchange rates and interest rates, political events, military action and other conditions may, without prior warning, lead to foreign government intervention (including intervention by the U.S. government with respect to foreign governments, economic sectors, foreign companies and related securities and interests) and the imposition of capital controls and/or sanctions, which may also include retaliatory actions of one government against another government, such as seizure of assets. Capital controls and/or sanctions include the prohibition of, or restrictions on, the ability to own or transfer currency, securities or other assets, which may potentially include derivative instruments related thereto. Capital controls and/or sanctions may also impact the ability of the Fund to buy, sell, transfer, receive, deliver or otherwise obtain exposure to, foreign securities or currency, negatively impact the value and/or liquidity of such instruments, adversely affect the trading market and price for shares of the Fund, and cause the Fund to decline in value.
- **Cash Redemption Risk.** The Fund generally redeems shares for cash or otherwise includes cash as part of its redemption proceeds. The Fund may be required to sell or unwind portfolio investments in order to obtain the cash needed to distribute redemption proceeds. This may cause the Fund to recognize a capital gain that it might not have recognized if it had made a redemption in-kind. As a result, the Fund may pay out higher annual capital gain distributions than if the in-kind redemption process was used.
- **Currency Exchange Rate Risk.** Changes in currency exchange rates and the relative value of non-U.S. currencies will affect the value of the Fund’s investment and the value of your Fund shares. Currency exchange rates can be very volatile and can change quickly and unpredictably. As a result, the value of an investment in the Fund may also change quickly, unpredictably, and without warning, and you may lose money.
- **Cybersecurity Risk.** The Fund and its service providers may be susceptible to operational and information security risks resulting from a breach in cybersecurity, including cyber-attacks. A breach in cybersecurity, intentional or unintentional, may adversely impact the Fund in many ways, including, but not limited to, disruption of the Fund’s operational capacity, loss of proprietary information, theft or corruption of data, denial-of-service attacks on websites or network resources, and the unauthorized release of confidential information. Cyber-attacks affecting the Fund’s third-party service providers, market makers, institutional investors authorized to purchase and redeem shares directly from the Funds (*i.e.*, Authorized Participants), or the issuers of securities in which the Fund invests may subject the Fund to many of the same risks associated with direct cybersecurity breaches.
- **Financials Sector Risk.** The Fund currently invests a significant portion of its assets in the financials sector, and therefore, the Fund’s performance could be negatively impacted by events affecting this sector. The financials sector includes, for example, banks and financial institutions providing mortgage and mortgage related services. This sector can be significantly affected by, among other things, changes in interest rates, government regulation, the rate of defaults on corporate, consumer and government debt, the availability and cost of capital, and fallout from the housing and sub-prime mortgage crisis.
- **Foreign Securities Risk.** Investments in non-U.S. securities involve political, regulatory, and economic risks that may not be present in U.S. securities. For example, investments in non-U.S. securities may be subject to risk of loss due to foreign currency fluctuations, political or economic instability, or geographic events that adversely

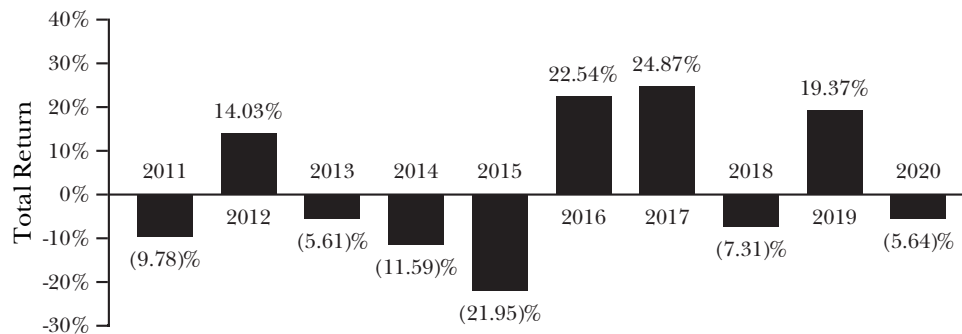
impact issuers of foreign securities. Investments in non-U.S. securities also may be subject to withholding or other taxes and may be subject to additional trading, settlement, custodial, and operational risks. These and other factors can make investments in the Fund more volatile and potentially less liquid than other types of investments and may be heightened in connection with investments in developing or emerging markets countries.

- **Geographic Investment Risk.** To the extent the Fund invests a significant portion of its assets in securities of companies of a single country or region, it is more likely to be impacted by events or conditions affecting that country or region. Currently, the Fund invests a significant portion of its assets in companies organized in Taiwan, China and Russia, although this may change from time to time.
- **Geopolitical Risk.** Some countries and regions in which the Fund invests have experienced security concerns, war, threats of war, aggression and/or conflict, terrorism, economic uncertainty, sanctions or the threat of sanctions, natural and environmental disasters, the spread of infectious illness, widespread disease or other public health issues and/or systemic market dislocations (including due to events outside of such countries or regions) that have led, and in the future may lead, to increased short-term market volatility and may have adverse long-term effects on the U.S. and world economies and markets generally, each of which may negatively impact the Fund's investments.
- **Index and Data Risk.** The Fund is not "actively" managed and seeks to track the price and yield performance, before fees and expenses, of the Index. The Index Provider has the right to make adjustments to the Index or to cease making the Index available without regard to the particular interests of the Fund or its shareholders. If the computers or other facilities of the Index Provider, Index calculation agent, data providers and/or relevant stock exchange malfunction for any reason, calculation and dissemination of Index values may be delayed and trading in Fund shares may be suspended for a period of time. Errors in Index data, Index calculations and/or the construction of the Index may occur from time to time and may not be identified and/or corrected by the Index Provider, Index calculation agent or other applicable party for a period of time or at all, which may have an adverse impact on the Fund and its shareholders. The potential risk of continuing error may be particularly heightened in the case of the Index, which is generally not used as a benchmark by other funds or managers.
- **Investment Style Risk.** The Fund invests in the securities included in, or representative of, the Index regardless of their investment merit. The Fund does not attempt to outperform the Index or take defensive positions in declining markets. As a result, the Fund's performance may be adversely affected by a general decline in the market segments relating to the Index.
- **Issuer-Specific Risk.** Issuer-specific events, including changes in the actual or perceived financial condition of an issuer, can have a negative impact on the value of the Fund.
- **Large-Capitalization Investing Risk.** The Fund may invest in the securities of large-capitalization companies. As a result, the Fund's performance may be adversely affected if securities of these companies underperform securities of smaller capitalization companies or the market as a whole. Large-capitalization companies may adapt more slowly to new competitive challenges and be subject to slower growth during times of economic expansion.
- **Materials Sector Risk.** The Fund currently invests a significant portion of its assets in the basic materials sector. This sector includes, for example, metals and mining, chemicals and forest product companies. This sector can be significantly affected by, among other things, commodity price volatility, demand for basic materials, world economic growth, depletion of natural resources, technological progress, and government regulations.
- **Mid-Capitalization Investing Risk.** The Fund may invest in the securities of mid-capitalization companies. As a result, the Fund's performance may be adversely affected if securities of these companies underperform securities of other capitalization ranges or the market as a whole. Securities of mid-capitalization companies are often less stable and more vulnerable to market volatility and adverse economic developments than securities of larger companies, but mid-capitalization companies may also underperform the securities of small-capitalization companies because medium capitalization companies are more mature and are subject to slower growth during economic expansion.
- **Non-Correlation Risk.** As with all index funds, the performance of the Fund and its Index may differ from each other for a variety of reasons. When markets are volatile, the ability to sell securities at fair value prices may be adversely impacted and may result in additional trading costs and/or increase the Index tracking risk.

■ **Non-Diversification Risk.** The Fund is considered to be non-diversified, which means that it may invest more of its assets in the securities of a single issuer or a smaller number of issuers than if it were a diversified fund. To the extent the Fund invests a significant percentage of its assets in a limited number of issuers, the Fund is subject to the risks of investing in those few issuers, and may be more susceptible to a single adverse economic or regulatory occurrence. As a result, changes in the market value of a single security could cause greater fluctuations in the value of Fund shares than would occur in a diversified fund.

Fund Performance

Historical Fund performance, which varies over time, can provide an indication of the risks of investing in the Fund. The bar chart that follows shows the annual total returns of the Fund for each full calendar year since the Fund commenced operations, or the past 10 calendar years, as applicable. The table that follows the bar chart shows the Fund's average annual total returns, both before and after taxes. This table also shows how the Fund's performance compares to the Index and that of a relevant broad-based securities index. Index returns do not reflect deductions for fees, expenses or taxes. All returns assume reinvestment of dividends and distributions. The Fund's past performance (before and after taxes) is not necessarily an indication of how the Fund will perform in the future. Updated performance information for the Fund is available online on the Fund's website at www.wisdomtree.com.



The Fund's year-to-date total return as of June 30, 2021 was 13.12%.

Best and Worst Quarter Returns (for the periods reflected in the bar chart above)

	Return	Quarter/Year
Highest Return	17.79%	4Q/2020
Lowest Return	(28.89)%	1Q/2020

After-tax returns are calculated using the highest historical individual federal marginal income tax rates and do not reflect the impact of state and local taxes. Actual after-tax returns depend on your tax situation and may differ from those shown and are not relevant if you hold your shares through tax-deferred arrangements, such as 401(k) plans or individual retirement accounts. In some cases, the return after taxes may exceed the return before taxes due to an assumed tax benefit from any losses on a sale of Fund shares at the end of the measurement period.

Average Annual Total Returns for the periods ending December 31, 2020

WisdomTree Emerging Markets High Dividend Fund	1 Year	5 Years	10 Years
Return Before Taxes Based on NAV	(5.64)%	9.82%	0.68%
Return After Taxes on Distributions	(6.44)%	8.90%	(0.19)%
Return After Taxes on Distributions and Sale of Fund Shares	(2.54)%	7.87%	0.55%
WisdomTree Emerging Markets High Dividend Index (Reflects no deduction for fees, expenses or taxes)	(4.58)%	10.69%	1.64%
MSCI Emerging Markets Index (Reflects no deduction for fees, expenses or taxes)	18.31%	12.81%	3.63%

Management

Investment Adviser and Sub-Adviser

WisdomTree Asset Management, Inc. (“WisdomTree Asset Management” or the “Adviser”) serves as investment adviser to the Fund. Mellon Investments Corporation (the “Sub-Adviser”) serves as sub-adviser to the Fund.

Portfolio Managers

The Fund is managed by the Sub-Adviser’s Equity Index Strategies Portfolio Management team. The individual members of the team jointly and primarily responsible for the day-to-day management of the Fund’s portfolio are described below.

Marlene Walker-Smith, a Director, Head of Equity Index Portfolio Management, has been a portfolio manager of the Fund since October 2020.

David France, CFA, a Vice President, Senior Portfolio Manager and Team Manager, has been a portfolio manager of the Fund since June 2021.

Todd Frysinger, CFA, a Vice President, Senior Portfolio Manager and Team Manager, has been a portfolio manager of the Fund since June 2021.

Vlasta Sheremeta, CFA, a Vice President, Senior Portfolio Manager and Team Manager, has been a portfolio manager of the Fund since June 2021.

Michael Stoll, a Vice President, Senior Portfolio Manager and Team Manager, has been a portfolio manager of the Fund since June 2021.

Buying and Selling Fund Shares

The Fund is an ETF. This means that individual shares of the Fund are listed on a national securities exchange, such as NYSE Arca, and may only be purchased and sold in the secondary market through a broker-dealer at market prices. Because Fund shares trade at market prices rather than NAV, shares may trade at a price greater than NAV (premium) or less than NAV (discount). In addition, an investor may incur costs attributable to the difference between the highest price a buyer is willing to pay to purchase shares (bid) and the lowest price a seller is willing to accept for shares (ask) when buying and selling shares in the secondary market (the “bid/ask spread”). Recent information regarding the Fund, including its NAV, market price, premiums and discounts, and bid/ask spreads, is available on the Fund’s website at www.wisdomtree.com.

The Fund issues and redeems shares at NAV only in large blocks of shares (“Creation Units”), which only certain institutions or large investors (typically market makers or other broker-dealers) may purchase or redeem. The Fund issues and redeems Creation Units in exchange for a portfolio of securities and/or U.S. cash.

Tax Information

The Fund intends to make distributions that may be taxed as ordinary income, qualified dividend income, or capital gains.

Payments to Broker-Dealers and Other Financial Intermediaries

If you purchase shares of the Fund through a broker-dealer or other financial intermediary (such as a bank) (an “Intermediary”), WisdomTree Asset Management or its affiliates may pay Intermediaries for certain activities related to the Fund, including participation in activities that are designed to make Intermediaries more knowledgeable about exchange traded products, including the Fund, or for other activities, such as marketing, educational training or other initiatives related to the sale or promotion of Fund shares. These payments may create a conflict of interest by influencing the Intermediary and your salesperson to recommend the Fund over another investment. Any such arrangements do not result in increased Fund expenses. Ask your salesperson or visit the Intermediary’s website for more information.

WisdomTree Emerging Markets SmallCap Dividend Fund

Investment Objective

The WisdomTree Emerging Markets SmallCap Dividend Fund (the “Fund”) seeks to track the price and yield performance, before fees and expenses, of the WisdomTree Emerging Markets SmallCap Dividend Index (the “Index”).

Fees and Expenses of the Fund

The following table describes the fees and expenses you may pay if you buy, hold and sell shares of the Fund. You may pay other fees, such as brokerage commissions and other fees to financial intermediaries, which are not reflected in the table and example below. The fees are expressed as a percentage of the Fund’s average net assets.

Shareholder Fees (fees paid directly from your investment)	None
Annual Fund Operating Expenses (expenses that you pay each year as a percentage of the value of your investment)	
Management Fees	0.63%
Distribution and/or Service (12b-1) Fees	None
Other Expenses	0.00%
Total Annual Fund Operating Expenses	0.63%

Example

The following example is intended to help retail investors compare the cost of investing in the Fund shares with the cost of investing in other funds. It illustrates the hypothetical expenses that such investors would incur over various periods if they were to invest \$10,000 in the Fund for the time periods indicated and then redeem all of the shares at the end of those periods. This example assumes that the Fund provides a return of 5% a year and that operating expenses remain the same. This example does not include the brokerage commissions that retail investors may pay to buy and sell shares of the Fund. Although your actual costs may be higher or lower, based on these assumptions, your costs would be:

	1 Year	3 Years	5 Years	10 Years
	\$ 64	\$ 202	\$ 351	\$ 786

Portfolio Turnover

The Fund pays transaction costs, such as commissions, when it buys and sells securities (or “turns over” its portfolio). A higher portfolio turnover rate may indicate higher transaction costs and may result in higher taxes when Fund shares are held in a taxable account. These costs, which are not reflected in annual fund operating expenses or in the example, affect the Fund’s performance. During the most recent fiscal year, the Fund’s portfolio turnover rate was 59% of the average value of its portfolio, excluding the value of portfolio securities received or delivered as a result of in-kind creations or redemptions of the Fund’s capital shares.

Principal Investment Strategies of the Fund

The Fund employs a “passive management” – or indexing – investment approach designed to track the performance of the Index. The Fund generally uses a representative sampling strategy to achieve its investment objective, meaning it generally will invest in a sample of the securities in the Index whose risk, return and other characteristics resemble the risk, return and other characteristics of the Index as a whole. Under normal circumstances, at least 95% of the Fund’s total assets (exclusive of collateral held from securities lending) will be invested in component securities of the Index and investments that have economic characteristics that are substantially identical to the economic characteristics of such component securities.

The Index is a fundamentally weighted index that is comprised of small cap common stocks selected from the WisdomTree Emerging Markets Dividend Index, which defines the dividend-paying universe of companies in emerging markets throughout the world. Companies included in the Index fall within the bottom 10% of total market capitalization of the WisdomTree Emerging Markets Dividend Index as of the annual Index screening date. If a company currently in the Index is no longer ranked in the bottom 10% of total market capitalization of the WisdomTree Emerging Markets Dividend Index at the time of the annual Index screening date but remains ranked within the bottom 13% of total market capitalization of the WisdomTree Emerging Markets Dividend Index, the company will remain in the Index. As of June 30, 2021, the Index had a market capitalization range from \$135

million to \$25.5 billion, with an average market capitalization of \$1.4 billion. To be eligible for inclusion in the WisdomTree Emerging Markets Dividend Index, a company must meet the following criteria as of the annual Index screening date: (i) payment of at least \$5 million in cash dividends on common shares during the preceding in the annual cycle; (ii) market capitalization of at least \$200 million; (iii) average daily dollar trading volume of at least \$200,000 for each of the preceding six months; (iv) incorporation within one of 17 emerging market nations (Brazil, Chile, China, Czech Republic, Hungary, India, Indonesia, Korea, Malaysia, Mexico, Philippines, Poland, Russia, South Africa, Taiwan, Thailand, and Turkey); and (v) trading of at least 250,000 shares per month for each of the preceding six months.

Securities are weighted in the Index based on dividends paid over the prior annual cycle. Companies that pay a greater total dollar amount of dividends are more heavily weighted. To derive a company's initial Index weight, (i) *multiply* the U.S. dollar value of the company's annual gross dividend per share by the number of common shares outstanding for that company (the "Cash Dividend Factor"); (ii) calculate the Cash Dividend Factor for each company; (iii) add together all of the companies' Cash Dividend Factors; and (iv) *divide* the company's Cash Dividend Factor by the sum of all Cash Dividend Factors. The maximum weight of any one sector and any one country in the Index, at the time of the Index's annual screening date, is capped at 25% (with the exception of the real estate sector, which is capped at 15%); however, sector and/or country weights may fluctuate above the specified cap in response to market conditions and/or the application of volume factor adjustments. The Index methodology applies a volume factor adjustment to reduce a component security's weight in the Index and reallocate the reduction in weight pro rata among the other securities if, as of the annual Index screening date, a component security no longer meets certain trading volume thresholds.

WisdomTree Investments, Inc. ("WisdomTree Investments"), as Index provider, currently uses Standard & Poor's Global Industry Classification Standards ("S&P GICS") to define companies within a sector. The following sectors are included in the Index: consumer discretionary, consumer staples, energy, financials, health care, industrials, information technology, materials, real estate, communication services, and utilities. A sector is comprised of multiple industries. For example, the energy sector is comprised of companies in, among others, the natural gas, oil and petroleum industries. As of June 30, 2021, companies in the information technology and industrials sectors comprised a significant portion of the Index.

To the extent the Index concentrates (*i.e.*, holds 25% or more of its total assets) in the securities of a particular industry or group of industries, the Fund will concentrate its investments to approximately the same extent as the Index.

Principal Risks of Investing in the Fund

You can lose money on your investment in the Fund. The Fund is subject to the risks described below. The risks are generally presented in alphabetical order to facilitate finding particular risks when comparing them with other funds. Each risk summarized below is considered a "principal risk" of investing in the Fund, regardless of the order in which it appears. Some or all of these risks may adversely affect the Fund's net asset value per share ("NAV"), trading price, yield, total return and/or ability to meet its objective. For more information about the risks of investing in the Fund, see the sections in the Fund's Prospectus titled "Additional Principal Risk Information About the Funds" and "Additional Non-Principal Risk Information."

- **Emerging Markets Risk.** Investments in securities and instruments traded in developing or emerging markets, or that provide exposure to such securities or markets, can involve additional risks relating to political, economic, or regulatory conditions not associated with investments in U.S. securities and instruments or investments in more developed international markets. Such conditions may impact the ability of the Fund to buy, sell or otherwise transfer securities, adversely affect the trading market and price for Fund shares and cause the Fund to decline in value.
- **Small-Capitalization Investing Risk.** The Fund invests primarily in the securities of small-capitalization companies. As a result, the Fund may be more volatile than funds that invest in larger, more established companies. The securities of small-capitalization companies generally trade in lower volumes and are subject to greater and more unpredictable price changes than larger capitalization stocks or the stock market as a whole. Small-capitalization companies may be particularly sensitive to adverse economic developments as well as changes in interest rates, government regulation, borrowing costs and earnings.
- **Dividend Paying Securities Risk.** Securities that pay dividends, as a group, may be out of favor with the market and underperform the overall equity market or stocks of companies that do not pay dividends. In addition, changes in the dividend policies of the companies held by the Fund or the capital resources available for such company's dividend payments may adversely affect the Fund.

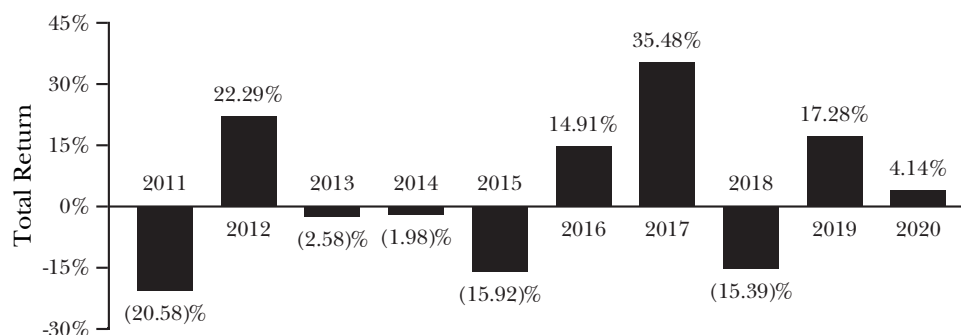
- **Investment Risk.** As with all investments, an investment in the Fund is subject to loss. Investors in the Fund could lose money, including the possible loss of the entire principal amount of an investment, over short or long periods of time.
- **Market Risk.** The trading prices of equity securities and other instruments fluctuate in response to a variety of factors, such as economic, financial or political events that impact the entire market, market segments, or specific issuers. The Fund's NAV and market price may fluctuate significantly in response to these and other factors. As a result, an investor could lose money over short or long periods of time. In addition, the respiratory disease caused by a novel coronavirus (COVID-19) has spread globally for over a year, resulting in a global pandemic and major disruption to economies and markets around the world, including the United States. During this time, financial markets have experienced extreme volatility and severe losses, and trading in many instruments has been disrupted or suspended. Liquidity for many instruments has been greatly reduced for periods of time. Although many global economies have begun to re-open as infection and hospitalization rates decline, some economies, including those of countries with limited access to COVID-19 vaccines, have struggled to control the spread of the virus and re-open their economies. As a result, it remains unclear how COVID-19 will impact global markets in the future.
- **Shares of the Fund May Trade at Prices Other Than NAV.** As with all exchange traded funds ("ETFs"), Fund shares may be bought and sold in the secondary market at market prices. The trading prices of the Fund's shares in the secondary market generally differ from the Fund's daily NAV and there may be times when the market price of the shares is more than the NAV (premium) or less than the NAV (discount). This risk is heightened in times of market volatility or periods of steep market declines. Because securities held by the Fund trade on, or have exposure to, foreign exchanges that are closed when the Fund's primary listing exchange is open, the Fund is likely to experience premiums and discounts greater than those of domestic ETFs. Additionally, in stressed market conditions, the market for the Fund's shares may become less liquid in response to deteriorating liquidity in the markets for the Fund's underlying portfolio holdings.
- **Capital Controls and Sanctions Risk.** Economic conditions, such as volatile currency exchange rates and interest rates, political events, military action and other conditions may, without prior warning, lead to foreign government intervention (including intervention by the U.S. government with respect to foreign governments, economic sectors, foreign companies and related securities and interests) and the imposition of capital controls and/or sanctions, which may also include retaliatory actions of one government against another government, such as seizure of assets. Capital controls and/or sanctions include the prohibition of, or restrictions on, the ability to own or transfer currency, securities or other assets, which may potentially include derivative instruments related thereto. Capital controls and/or sanctions may also impact the ability of the Fund to buy, sell, transfer, receive, deliver or otherwise obtain exposure to, foreign securities or currency, negatively impact the value and/or liquidity of such instruments, adversely affect the trading market and price for shares of the Fund, and cause the Fund to decline in value.
- **Cash Redemption Risk.** The Fund generally redeems shares for cash or otherwise includes cash as part of its redemption proceeds. The Fund may be required to sell or unwind portfolio investments in order to obtain the cash needed to distribute redemption proceeds. This may cause the Fund to recognize a capital gain that it might not have recognized if it had made a redemption in-kind. As a result, the Fund may pay out higher annual capital gain distributions than if the in-kind redemption process was used.
- **Currency Exchange Rate Risk.** Changes in currency exchange rates and the relative value of non-U.S. currencies will affect the value of the Fund's investment and the value of your Fund shares. Currency exchange rates can be very volatile and can change quickly and unpredictably. As a result, the value of an investment in the Fund may also change quickly, unpredictably, and without warning, and you may lose money.
- **Cybersecurity Risk.** The Fund and its service providers may be susceptible to operational and information security risks resulting from a breach in cybersecurity, including cyber-attacks. A breach in cybersecurity, intentional or unintentional, may adversely impact the Fund in many ways, including, but not limited to, disruption of the Fund's operational capacity, loss of proprietary information, theft or corruption of data, denial-of-service attacks on websites or network resources, and the unauthorized release of confidential information. Cyber-attacks affecting the Fund's third-party service providers, market makers, institutional investors authorized to purchase and redeem shares directly from the Funds (*i.e.*, Authorized Participants), or the issuers of securities in which the Fund invests may subject the Fund to many of the same risks associated with direct cybersecurity breaches.

- **Foreign Securities Risk.** Investments in non-U.S. securities involve political, regulatory, and economic risks that may not be present in U.S. securities. For example, investments in non-U.S. securities may be subject to risk of loss due to foreign currency fluctuations, political or economic instability, or geographic events that adversely impact issuers of foreign securities. Investments in non-U.S. securities also may be subject to withholding or other taxes and may be subject to additional trading, settlement, custodial, and operational risks. These and other factors can make investments in the Fund more volatile and potentially less liquid than other types of investments and may be heightened in connection with investments in developing or emerging markets countries.
- **Geographic Investment Risk.** To the extent the Fund invests a significant portion of its assets in securities of companies of a single country or region, it is more likely to be impacted by events or conditions affecting that country or region. Currently, the Fund invests a significant portion of its assets in companies organized in Taiwan and South Korea, although this may change from time to time.
- **Geopolitical Risk.** Some countries and regions in which the Fund invests have experienced security concerns, war, threats of war, aggression and/or conflict, terrorism, economic uncertainty, sanctions or the threat of sanctions, natural and environmental disasters, the spread of infectious illness, widespread disease or other public health issues and/or systemic market dislocations (including due to events outside of such countries or regions) that have led, and in the future may lead, to increased short-term market volatility and may have adverse long-term effects on the U.S. and world economies and markets generally, each of which may negatively impact the Fund's investments.
- **Index and Data Risk.** The Fund is not "actively" managed and seeks to track the price and yield performance, before fees and expenses, of the Index. The Index Provider has the right to make adjustments to the Index or to cease making the Index available without regard to the particular interests of the Fund or its shareholders. If the computers or other facilities of the Index Provider, Index calculation agent, data providers and/or relevant stock exchange malfunction for any reason, calculation and dissemination of Index values may be delayed and trading in Fund shares may be suspended for a period of time. Errors in Index data, Index calculations and/or the construction of the Index may occur from time to time and may not be identified and/or corrected by the Index Provider, Index calculation agent or other applicable party for a period of time or at all, which may have an adverse impact on the Fund and its shareholders. The potential risk of continuing error may be particularly heightened in the case of the Index, which is generally not used as a benchmark by other funds or managers.
- **Industrials Sector Risk.** The Fund currently invests a significant portion of its assets in the industrials sector, and therefore the Fund's performance could be negatively impacted by events affecting this sector. The industrials sector includes, for example, aerospace and defense, non-residential construction, engineering, machinery, transportation, and commercial and professional services companies. The industrials sector can be significantly affected by, among other things, worldwide economy growth, supply and demand for specific products and services, rapid technological developments, and government regulation.
- **Information Technology Sector Risk.** The Fund currently invests a significant portion of its assets in the information technology sector, and therefore, the Fund's performance could be negatively impacted by events affecting this sector. The information technology sector includes, for example, internet, semiconductor, software, hardware, and technology equipment companies. This sector can be significantly affected by, among other things, the supply and demand for specific products and services, the pace of technological development, and government regulation.
- **Investment Style Risk.** The Fund invests in the securities included in, or representative of, the Index regardless of their investment merit. The Fund does not attempt to outperform the Index or take defensive positions in declining markets. As a result, the Fund's performance may be adversely affected by a general decline in the market segments relating to the Index.
- **Issuer-Specific Risk.** Issuer-specific events, including changes in the actual or perceived financial condition of an issuer, can have a negative impact on the value of the Fund.
- **Non-Correlation Risk.** As with all index funds, the performance of the Fund and its Index may differ from each other for a variety of reasons. When markets are volatile, the ability to sell securities at fair value prices may be adversely impacted and may result in additional trading costs and/or increase the Index tracking risk.
- **Non-Diversification Risk.** The Fund is considered to be non-diversified, which means that it may invest more of its assets in the securities of a single issuer or a smaller number of issuers than if it were a diversified fund. To the extent the Fund invests a significant percentage of its assets in a limited number of issuers, the Fund is subject to

the risks of investing in those few issuers, and may be more susceptible to a single adverse economic or regulatory occurrence. As a result, changes in the market value of a single security could cause greater fluctuations in the value of Fund shares than would occur in a diversified fund.

Fund Performance

Historical Fund performance, which varies over time, can provide an indication of the risks of investing in the Fund. The bar chart that follows shows the annual total returns of the Fund for each full calendar year since the Fund commenced operations, or the past 10 calendar years, as applicable. The table that follows the bar chart shows the Fund's average annual total returns, both before and after taxes. This table also shows how the Fund's performance compares to the Index and that of a relevant broad-based securities index. Index returns do not reflect deductions for fees, expenses or taxes. All returns assume reinvestment of dividends and distributions. The Fund's past performance (before and after taxes) is not necessarily an indication of how the Fund will perform in the future. Updated performance information for the Fund is available online on the Fund's website at www.wisdomtree.com.



The Fund's year-to-date total return as of June 30, 2021 was 16.51%.

Best and Worst Quarter Returns (for the periods reflected in the bar chart above)

	Return	Quarter/Year
Highest Return	20.84%	2Q/2020
Lowest Return	(30.56)%	1Q/2020

After-tax returns are calculated using the highest historical individual federal marginal income tax rates and do not reflect the impact of state and local taxes. Actual after-tax returns depend on your tax situation and may differ from those shown and are not relevant if you hold your shares through tax-deferred arrangements, such as 401(k) plans or individual retirement accounts. In some cases, the return after taxes may exceed the return before taxes due to an assumed tax benefit from any losses on a sale of Fund shares at the end of the measurement period.

Average Annual Total Returns for the periods ending December 31, 2020

WisdomTree Emerging Markets SmallCap Dividend Fund	1 Year	5 Years	10 Years
Return Before Taxes Based on NAV	4.14%	9.98%	2.29%
Return After Taxes on Distributions	2.98%	8.92%	1.49%
Return After Taxes on Distributions and Sale of Fund Shares	2.89%	7.69%	1.69%
WisdomTree Emerging Markets SmallCap Dividend Index (Reflects no deduction for fees, expenses or taxes)	5.76%	11.11%	3.43%
MSCI Emerging Markets Small Cap Index (Reflects no deduction for fees, expenses or taxes)	19.29%	8.19%	2.29%

Management

Investment Adviser and Sub-Adviser

WisdomTree Asset Management, Inc. ("WisdomTree Asset Management" or the "Adviser") serves as investment adviser to the Fund. Mellon Investments Corporation (the "Sub-Adviser") serves as sub-adviser to the Fund.

Portfolio Managers

The Fund is managed by the Sub-Adviser's Equity Index Strategies Portfolio Management team. The individual members of the team jointly and primarily responsible for the day-to-day management of the Fund's portfolio are described below.

Marlene Walker-Smith, a Director, Head of Equity Index Portfolio Management, has been a portfolio manager of the Fund since October 2020.

David France, CFA, a Vice President, Senior Portfolio Manager and Team Manager, has been a portfolio manager of the Fund since June 2021.

Todd Frysinger, CFA, a Vice President, Senior Portfolio Manager and Team Manager, has been a portfolio manager of the Fund since June 2021.

Vlasta Sheremeta, CFA, a Vice President, Senior Portfolio Manager and Team Manager, has been a portfolio manager of the Fund since June 2021.

Michael Stoll, a Vice President, Senior Portfolio Manager and Team Manager, has been a portfolio manager of the Fund since June 2021.

Buying and Selling Fund Shares

The Fund is an ETF. This means that individual shares of the Fund are listed on a national securities exchange, such as NYSE Arca, and may only be purchased and sold in the secondary market through a broker-dealer at market prices. Because Fund shares trade at market prices rather than NAV, shares may trade at a price greater than NAV (premium) or less than NAV (discount). In addition, an investor may incur costs attributable to the difference between the highest price a buyer is willing to pay to purchase shares (bid) and the lowest price a seller is willing to accept for shares (ask) when buying and selling shares in the secondary market (the "bid/ask spread"). Recent information regarding the Fund, including its NAV, market price, premiums and discounts, and bid/ask spreads, is available on the Fund's website at www.wisdomtree.com.

The Fund issues and redeems shares at NAV only in large blocks of shares ("Creation Units"), which only certain institutions or large investors (typically market makers or other broker-dealers) may purchase or redeem. The Fund issues and redeems Creation Units in exchange for a portfolio of securities and/or U.S. cash.

Tax Information

The Fund intends to make distributions that may be taxed as ordinary income, qualified dividend income, or capital gains.

Payments to Broker-Dealers and Other Financial Intermediaries

If you purchase shares of the Fund through a broker-dealer or other financial intermediary (such as a bank) (an "Intermediary"), WisdomTree Asset Management or its affiliates may pay Intermediaries for certain activities related to the Fund, including participation in activities that are designed to make Intermediaries more knowledgeable about exchange traded products, including the Fund, or for other activities, such as marketing, educational training or other initiatives related to the sale or promotion of Fund shares. These payments may create a conflict of interest by influencing the Intermediary and your salesperson to recommend the Fund over another investment. Any such arrangements do not result in increased Fund expenses. Ask your salesperson or visit the Intermediary's website for more information.

WisdomTree Emerging Markets Quality Dividend Growth Fund

Investment Objective

The WisdomTree Emerging Markets Quality Dividend Growth Fund (the “Fund”) seeks income and capital appreciation.

Fees and Expenses of the Fund

The following table describes the fees and expenses you may pay if you buy, hold and sell shares of the Fund. You may pay other fees, such as brokerage commissions and other fees to financial intermediaries, which are not reflected in the table and example below. The fees are expressed as a percentage of the Fund’s average net assets.

Shareholder Fees (fees paid directly from your investment)	None
Annual Fund Operating Expenses (expenses that you pay each year as a percentage of the value of your investment)	
Management Fees	0.32%
Distribution and/or Service (12b-1) Fees	None
Other Expenses	0.00%
Total Annual Fund Operating Expenses	0.32%

Example

The following example is intended to help retail investors compare the cost of investing in the Fund shares with the cost of investing in other funds. It illustrates the hypothetical expenses that such investors would incur over various periods if they were to invest \$10,000 in the Fund for the time periods indicated and then redeem all of the shares at the end of those periods. This example assumes that the Fund provides a return of 5% a year and that operating expenses remain the same. This example does not include the brokerage commissions that retail investors may pay to buy and sell shares of the Fund. Although your actual costs may be higher or lower, based on these assumptions, your costs would be:

	1 Year	3 Years	5 Years	10 Years
	\$ 33	\$ 103	\$ 180	\$ 406

Portfolio Turnover

The Fund pays transaction costs, such as commissions, when it buys and sells securities (or “turns over” its portfolio). A higher portfolio turnover rate may indicate higher transaction costs and may result in higher taxes when Fund shares are held in a taxable account. These costs, which are not reflected in annual fund operating expenses or in the example, affect the Fund’s performance. During the most recent fiscal year, the Fund’s portfolio turnover rate was 57% of the average value of its portfolio, excluding the value of portfolio securities received or delivered as a result of in-kind creations or redemptions of the Fund’s capital shares.

Principal Investment Strategies of the Fund

The Fund, an exchange traded fund, is actively managed using a model-based approach.

The Fund seeks to achieve its investment objective by investing primarily in emerging market dividend-paying common stocks with growth characteristics. The Fund’s investment adviser, WisdomTree Asset Management, Inc., using a disciplined model-based process focused on a long-term approach to investing, seeks to identify dividend-paying companies with strong corporate profitability and sustainable growth characteristics. WisdomTree Asset Management believes screening equity securities by measures of corporate profitability, dividend sustainability, and long-term growth potential can improve the returns to traditional investment strategies focused on emerging market securities, while also continuing to provide a source for potential income. At a minimum, the Fund’s portfolio will be reconstituted and rebalanced annually, although a more active approach may be taken depending on such factors as market conditions and investment opportunities, and the number of holdings in the Fund may vary. The Fund’s portfolio may be actively traded in an attempt to achieve its investment objective, which may include frequent trading and may cause the Fund to have an increased portfolio turnover rate.

The Fund may invest in large-, mid-, and small-capitalization companies in any sector. As of June 30, 2021, companies in the information technology sector comprised a significant portion of the Fund.

Principal Risks of Investing in the Fund

You can lose money on your investment in the Fund. The Fund is subject to the risks described below. The risks are generally presented in alphabetical order to facilitate finding particular risks when comparing them with other funds. Each risk summarized below is considered a “principal risk” of investing in the Fund, regardless of the order in which it appears. Some or all of these risks may adversely affect the Fund’s net asset value per share (“NAV”), trading price, yield, total return and/or ability to meet its objective. For more information about the risks of investing in the Fund, see the sections in the Fund’s Prospectus titled “Additional Principal Risk Information About the Funds” and “Additional Non-Principal Risk Information.”

- **Emerging Markets Risk.** Investments in securities and instruments traded in developing or emerging markets, or that provide exposure to such securities or markets, can involve additional risks relating to political, economic, or regulatory conditions not associated with investments in U.S. securities and instruments or investments in more developed international markets. Such conditions may impact the ability of the Fund to buy, sell or otherwise transfer securities, adversely affect the trading market and price for Fund shares and cause the Fund to decline in value.
- **Growth Investing Risk.** Growth stocks, as a group, may be out of favor with the market and underperform value stocks or the overall equity market. Growth stocks are generally more sensitive to market movements than other types of stocks primarily because their prices are based heavily on the future expectations of the economy and the stock’s issuing company.
- **Dividend Paying Securities Risk.** Securities that pay dividends, as a group, may be out of favor with the market and underperform the overall equity market or stocks of companies that do not pay dividends. In addition, changes in the dividend policies of the companies held by the Fund or the capital resources available for such company’s dividend payments may adversely affect the Fund.
- **Investment Risk.** As with all investments, an investment in the Fund is subject to loss. Investors in the Fund could lose money, including the possible loss of the entire principal amount of an investment, over short or long periods of time.
- **Market Risk.** The trading prices of equity securities and other instruments fluctuate in response to a variety of factors, such as economic, financial or political events that impact the entire market, market segments, or specific issuers. The Fund’s NAV and market price may fluctuate significantly in response to these and other factors. As a result, an investor could lose money over short or long periods of time. In addition, the respiratory disease caused by a novel coronavirus (COVID-19) has spread globally for over a year, resulting in a global pandemic and major disruption to economies and markets around the world, including the United States. During this time, financial markets have experienced extreme volatility and severe losses, and trading in many instruments has been disrupted or suspended. Liquidity for many instruments has been greatly reduced for periods of time. Although many global economies have begun to re-open as infection and hospitalization rates decline, some economies, including those of countries with limited access to COVID-19 vaccines, have struggled to control the spread of the virus and re-open their economies. As a result, it remains unclear how COVID-19 will impact global markets in the future.
- **Shares of the Fund May Trade at Prices Other Than NAV.** As with all exchange traded funds (“ETFs”), Fund shares may be bought and sold in the secondary market at market prices. The trading prices of the Fund’s shares in the secondary market generally differ from the Fund’s daily NAV and there may be times when the market price of the shares is more than the NAV (premium) or less than the NAV (discount). This risk is heightened in times of market volatility or periods of steep market declines. Because securities held by the Fund trade on, or have exposure to, foreign exchanges that are closed when the Fund’s primary listing exchange is open, the Fund is likely to experience premiums and discounts greater than those of domestic ETFs. Additionally, in stressed market conditions, the market for the Fund’s shares may become less liquid in response to deteriorating liquidity in the markets for the Fund’s underlying portfolio holdings.
- **Active Management Risk.** The Fund is actively managed using proprietary investment strategies and processes. There can be no guarantee that these strategies and processes will be successful or that the Fund will achieve its investment objective.
- **Capital Controls and Sanctions Risk.** Economic conditions, such as volatile currency exchange rates and interest rates, political events, military action and other conditions may, without prior warning, lead to foreign government intervention (including intervention by the U.S. government with respect to foreign governments, economic sectors, foreign companies and related securities and interests) and the imposition of capital controls

and/or sanctions, which may also include retaliatory actions of one government against another government, such as seizure of assets. Capital controls and/or sanctions include the prohibition of, or restrictions on, the ability to own or transfer currency, securities or other assets, which may potentially include derivative instruments related thereto. Capital controls and/or sanctions may also impact the ability of the Fund to buy, sell, transfer, receive, deliver or otherwise obtain exposure to, foreign securities or currency, negatively impact the value and/or liquidity of such instruments, adversely affect the trading market and price for shares of the Fund, and cause the Fund to decline in value.

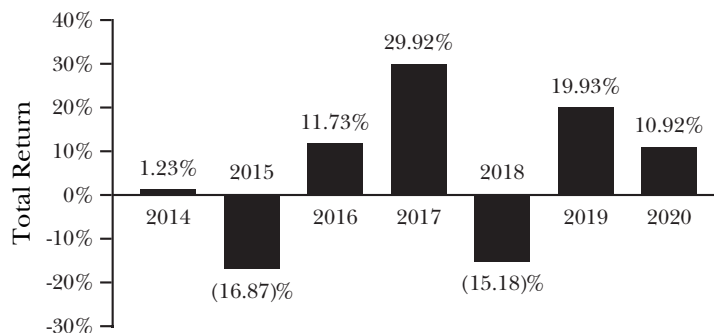
- **Cash Redemption Risk.** The Fund generally redeems shares for cash or otherwise includes cash as part of its redemption proceeds. The Fund may be required to sell or unwind portfolio investments in order to obtain the cash needed to distribute redemption proceeds. This may cause the Fund to recognize a capital gain that it might not have recognized if it had made a redemption in-kind. As a result, the Fund may pay out higher annual capital gain distributions than if the in-kind redemption process was used.
- **Currency Exchange Rate Risk.** Changes in currency exchange rates and the relative value of non-U.S. currencies will affect the value of the Fund's investment and the value of your Fund shares. Currency exchange rates can be very volatile and can change quickly and unpredictably. As a result, the value of an investment in the Fund may also change quickly, unpredictably, and without warning, and you may lose money.
- **Cybersecurity Risk.** The Fund and its service providers may be susceptible to operational and information security risks resulting from a breach in cybersecurity, including cyber-attacks. A breach in cybersecurity, intentional or unintentional, may adversely impact the Fund in many ways, including, but not limited to, disruption of the Fund's operational capacity, loss of proprietary information, theft or corruption of data, denial-of-service attacks on websites or network resources, and the unauthorized release of confidential information. Cyber-attacks affecting the Fund's third-party service providers, market makers, institutional investors authorized to purchase and redeem shares directly from the Funds (*i.e.*, Authorized Participants), or the issuers of securities in which the Fund invests may subject the Fund to many of the same risks associated with direct cybersecurity breaches.
- **Foreign Securities Risk.** Investments in non-U.S. securities involve political, regulatory, and economic risks that may not be present in U.S. securities. For example, investments in non-U.S. securities may be subject to risk of loss due to foreign currency fluctuations, political or economic instability, or geographic events that adversely impact issuers of foreign securities. Investments in non-U.S. securities also may be subject to withholding or other taxes and may be subject to additional trading, settlement, custodial, and operational risks. These and other factors can make investments in the Fund more volatile and potentially less liquid than other types of investments and may be heightened in connection with investments in developing or emerging markets countries.
- **Geographic Investment Risk.** To the extent the Fund invests a significant portion of its assets in securities of companies of a single country or region, it is more likely to be impacted by events or conditions affecting that country or region. Currently, the Fund invests a significant portion of its assets in securities of companies in China, Taiwan and India, although this may change from time to time.
- **Geopolitical Risk.** Some countries and regions in which the Fund invests have experienced security concerns, war, threats of war, aggression and/or conflict, terrorism, economic uncertainty, sanctions or the threat of sanctions, natural and environmental disasters, the spread of infectious illness, widespread disease or other public health issues and/or systemic market dislocations (including due to events outside of such countries or regions) that have led, and in the future may lead, to increased short-term market volatility and may have adverse long-term effects on the U.S. and world economies and markets generally, each of which may negatively impact the Fund's investments.
- **Information Technology Sector Risk.** The Fund currently invests a significant portion of its assets in the information technology sector, and therefore, the Fund's performance could be negatively impacted by events affecting this sector. The information technology sector includes, for example, internet, semiconductor, software, hardware, and technology equipment companies. This sector can be significantly affected by, among other things, the supply and demand for specific products and services, the pace of technological development, and government regulation.
- **Issuer-Specific Risk.** Issuer-specific events, including changes in the actual or perceived financial condition of an issuer, can have a negative impact on the value of the Fund.

- **Large-Capitalization Investing Risk.** The Fund may invest in the securities of large-capitalization companies. As a result, the Fund’s performance may be adversely affected if securities of these companies underperform securities of smaller capitalization companies or the market as a whole. Large-capitalization companies may adapt more slowly to new competitive challenges and be subject to slower growth during times of economic expansion.
- **Mid-Capitalization Investing Risk.** The Fund may invest in the securities of mid-capitalization companies. As a result, the Fund’s performance may be adversely affected if securities of these companies underperform securities of other capitalization ranges or the market as a whole. Securities of mid-capitalization companies are often less stable and more vulnerable to market volatility and adverse economic developments than securities of larger companies, but mid-capitalization companies may also underperform the securities of small-capitalization companies because medium capitalization companies are more mature and are subject to slower growth during economic expansion.
- **Models and Data Risk.** While the Fund is actively managed, the Fund’s investment process is expected to be heavily dependent on quantitative models and the models may not perform as intended. Errors in data used in the models may occur from time to time and may not be identified and/or corrected, which may have an adverse impact on the Fund and its shareholders.
- **Non-Diversification Risk.** The Fund is considered to be non-diversified, which means that it may invest more of its assets in the securities of a single issuer or a smaller number of issuers than if it were a diversified fund. To the extent the Fund invests a significant percentage of its assets in a limited number of issuers, the Fund is subject to the risks of investing in those few issuers, and may be more susceptible to a single adverse economic or regulatory occurrence. As a result, changes in the market value of a single security could cause greater fluctuations in the value of Fund shares than would occur in a diversified fund.
- **Small-Capitalization Investing Risk.** The Fund may invest in the securities of small-capitalization companies. As a result, the Fund may be more volatile than funds that invest in larger, more established companies. The securities of small-capitalization companies generally trade in lower volumes and are subject to greater and more unpredictable price changes than larger capitalization stocks or the stock market as a whole. Small-capitalization companies may be particularly sensitive to adverse economic developments as well as changes in interest rates, government regulation, borrowing costs and earnings.

Fund Performance

Historical Fund performance, which varies over time, can provide an indication of the risks of investing in the Fund. The bar chart that follows shows the annual total returns of the Fund for each full calendar year since the Fund commenced operations, or the past 10 calendar years, as applicable. The table that follows the bar chart shows the Fund’s average annual total returns, both before and after taxes. This table also shows how the Fund’s performance compares to that of a relevant broad-based securities index. Index returns do not reflect deductions for fees, expenses or taxes. All returns assume reinvestment of dividends and distributions. The Fund’s past performance (before and after taxes) is not necessarily an indication of how the Fund will perform in the future. Updated performance information for the Fund is available online on the Fund’s website at www.wisdomtree.com.

The Fund’s objective changed effective October 19, 2018. Prior to October 19, 2018, Fund performance reflects the investment objective of the Fund when it tracked the performance, before fees and expenses, of the WisdomTree Emerging Markets Quality Dividend Growth Index.



The Fund’s year-to-date total return as of June 30, 2021 was 7.23%.

Best and Worst Quarter Returns (for the periods reflected in the bar chart above)

	Return	Quarter/Year
Highest Return	18.39%	2Q/2020
Lowest Return	(25.57)%	1Q/2020

After-tax returns are calculated using the highest historical individual federal marginal income tax rates and do not reflect the impact of state and local taxes. Actual after-tax returns depend on your tax situation and may differ from those shown and are not relevant if you hold your shares through tax-deferred arrangements, such as 401(k) plans or individual retirement accounts. In some cases, the return after taxes may exceed the return before taxes due to an assumed tax benefit from any losses on a sale of Fund shares at the end of the measurement period.

Average Annual Total Returns for the periods ending December 31, 2020

WisdomTree Emerging Markets Quality Dividend Growth Fund*	1 Year	5 Years	Since Inception August 1, 2013
Return Before Taxes Based on NAV	10.92%	10.37%	4.13%
Return After Taxes on Distributions	10.34%	9.78%	3.63%
Return After Taxes on Distributions and Sale of Fund Shares	6.87%	8.20%	3.22%
MSCI Emerging Markets Index (Reflects no deduction for fees, expenses or taxes)	18.31%	12.81%	6.62%

* The Fund's objective changed effective October 19, 2018. Prior to that date, the Fund sought to track the price and yield performance, before fees and expenses, of the WisdomTree Emerging Markets Quality Dividend Growth Index.

Management

Investment Adviser and Sub-Adviser

WisdomTree Asset Management, Inc. (“WisdomTree Asset Management” or the “Adviser”) serves as investment adviser to the Fund. Mellon Investments Corporation (the “Sub-Adviser”) serves as sub-adviser to the Fund.

Portfolio Managers

The Fund is managed by the Sub-Adviser’s Equity Index Strategies Portfolio Management team. The individual members of the team jointly and primarily responsible for the day-to-day management of the Fund’s portfolio are described below.

Marlene Walker-Smith, a Director, Head of Equity Index Portfolio Management, has been a portfolio manager of the Fund since October 2020.

David France, CFA, a Vice President, Senior Portfolio Manager and Team Manager, has been a portfolio manager of the Fund since June 2021.

Todd Frysinger, CFA, a Vice President, Senior Portfolio Manager and Team Manager, has been a portfolio manager of the Fund since June 2021.

Vlasta Sheremeta, CFA, a Vice President, Senior Portfolio Manager and Team Manager, has been a portfolio manager of the Fund since June 2021.

Michael Stoll, a Vice President, Senior Portfolio Manager and Team Manager, has been a portfolio manager of the Fund since June 2021.

Buying and Selling Fund Shares

The Fund is an ETF. This means that individual shares of the Fund are listed on a national securities exchange, such as NASDAQ, and may only be purchased and sold in the secondary market through a broker-dealer at market prices. Because Fund shares trade at market prices rather than NAV, shares may trade at a price greater than NAV (premium) or less than NAV (discount). In addition, an investor may incur costs attributable to the difference between the highest price a buyer is willing to pay to purchase shares (bid) and the lowest price a seller is willing to accept for shares (ask) when buying and selling shares in the secondary market (the “bid/ask spread”). Recent information regarding the Fund, including its NAV, market price, premiums and discounts, and bid/ask spreads, is available on the Fund’s website at www.wisdomtree.com.

The Fund issues and redeems shares at NAV only in large blocks of shares (“Creation Units”), which only certain institutions or large investors (typically market makers or other broker-dealers) may purchase or redeem. The Fund issues and redeems Creation Units in exchange for a portfolio of securities and/or U.S. cash.

Tax Information

The Fund intends to make distributions that may be taxed as ordinary income, qualified dividend income, or capital gains.

Payments to Broker-Dealers and Other Financial Intermediaries

If you purchase shares of the Fund through a broker-dealer or other financial intermediary (such as a bank) (an “Intermediary”), WisdomTree Asset Management or its affiliates may pay Intermediaries for certain activities related to the Fund, including participation in activities that are designed to make Intermediaries more knowledgeable about exchange traded products, including the Fund, or for other activities, such as marketing, educational training or other initiatives related to the sale or promotion of Fund shares. These payments may create a conflict of interest by influencing the Intermediary and your salesperson to recommend the Fund over another investment. Any such arrangements do not result in increased Fund expenses. Ask your salesperson or visit the Intermediary’s website for more information.

WisdomTree Emerging Markets Multifactor Fund

Investment Objective

The WisdomTree Emerging Markets Multifactor Fund (the “Fund”) seeks capital appreciation.

Fees and Expenses of the Fund

The following table describes the fees and expenses you may pay if you buy, hold and sell shares of the Fund. You may pay other fees, such as brokerage commissions and other fees to financial intermediaries, which are not reflected in the table and example below. The fees are expressed as a percentage of the Fund’s average net assets.

Shareholder Fees (fees paid directly from your investment)	None
Annual Fund Operating Expenses (expenses that you pay each year as a percentage of the value of your investment)	
Management Fees	0.48%
Distribution and/or Service (12b-1) Fees	None
Other Expenses	0.00%
Total Annual Fund Operating Expenses	0.48%

Example

The following example is intended to help retail investors compare the cost of investing in the Fund shares with the cost of investing in other funds. It illustrates the hypothetical expenses that such investors would incur over various periods if they were to invest \$10,000 in the Fund for the time periods indicated and then redeem all of the shares at the end of those periods. This example assumes that the Fund provides a return of 5% a year and that operating expenses remain the same. This example does not include the brokerage commissions that retail investors may pay to buy and sell shares of the Fund. Although your actual costs may be higher or lower, based on these assumptions, your costs would be:

	1 Year	3 Years	5 Years	10 Years
	\$ 49	\$ 154	\$ 269	\$ 604

Portfolio Turnover

The Fund pays transaction costs, such as commissions, when it buys and sells securities (or “turns over” its portfolio). A higher portfolio turnover rate may indicate higher transaction costs and may result in higher taxes when Fund shares are held in a taxable account. These costs, which are not reflected in annual fund operating expenses or in the example, affect the Fund’s performance. During the most recent fiscal period, the Fund’s portfolio turnover rate was 125% of the average value of its portfolio, excluding the value of portfolio securities received or delivered as a result of in-kind creations or redemptions of the Fund’s capital shares.

Principal Investment Strategies of the Fund

The Fund, an exchange traded fund (“ETF”), is actively managed using a model-based approach.

The Fund seeks to achieve its investment objective by investing primarily in equity securities of emerging markets that exhibit certain characteristics that the investment adviser, WisdomTree Asset Management, Inc. (“WisdomTree”), believes to be indicative of positive future returns based on a model developed by WisdomTree. WisdomTree seeks to identify equity securities of emerging markets countries that have the highest potential for returns based on proprietary measures of fundamental factors, such as value and quality, and technical factors, such as momentum and correlation. WisdomTree employs a quantitative model to identify which securities the Fund might purchase and sell and opportune times for purchases and sales. At a minimum, the Fund’s portfolio will be rebalanced quarterly according to WisdomTree’s quantitative model, although a more active approach may be taken depending on such factors as market conditions and investment opportunities, and the number of holdings in the Fund may vary.

WisdomTree seeks to manage the Fund’s currency risk by dynamically hedging currency fluctuations in the relative value of the applicable foreign currencies against the U.S. dollar, ranging from a 0% to 100% hedge. The hedge ratios on such foreign currencies are adjusted as frequently as weekly utilizing signals such as interest rate differentials, momentum, and value. The Fund uses forward currency contracts and/or futures contracts to the extent foreign currencies are hedged.

Under normal circumstances, the Fund will invest at least 80% of its net assets in equity securities of emerging markets. Currently, the Fund has significant exposure to China and Taiwan. The Fund generally expects to invest in large- and mid-capitalization companies, but the Fund may also invest in small-capitalization companies.

WisdomTree uses Standard & Poor's Global Industry Classification Standards ("S&P GICS") to define companies within a sector. The following sectors are included in the Fund: consumer discretionary, consumer staples, energy, financials, health care, industrials, information technology, materials, real estate, communication services, and utilities. A sector is comprised of multiple industries. For example, the energy sector is comprised of companies in, among others, the natural gas, oil and petroleum industries. As of June 30, 2021, companies in the information technology sector comprised a significant portion of the Fund.

Principal Risks of Investing in the Fund

You can lose money on your investment in the Fund. The Fund is subject to the risks described below. The risks are generally presented in alphabetical order to facilitate finding particular risks when comparing them with other funds. Each risk summarized below is considered a "principal risk" of investing in the Fund, regardless of the order in which it appears. Some or all of these risks may adversely affect the Fund's net asset value per share ("NAV"), trading price, yield, total return and/or ability to meet its objective. For more information about the risks of investing in the Fund, see the sections in the Fund's Prospectus titled "Additional Principal Risk Information About the Funds" and "Additional Non-Principal Risk Information."

- **Emerging Markets Risk.** Investments in securities and instruments traded in developing or emerging markets, or that provide exposure to such securities or markets, can involve additional risks relating to political, economic, or regulatory conditions not associated with investments in U.S. securities and instruments or investments in more developed international markets. Such conditions may impact the ability of the Fund to buy, sell or otherwise transfer securities, adversely affect the trading market and price for Fund shares and cause the Fund to decline in value.
- **Investment Risk.** As with all investments, an investment in the Fund is subject to loss. Investors in the Fund could lose money, including the possible loss of the entire principal amount of an investment, over short or long periods of time.
- **Market Risk.** The trading prices of equity securities and other instruments fluctuate in response to a variety of factors, such as economic, financial or political events that impact the entire market, market segments, or specific issuers. The Fund's NAV and market price may fluctuate significantly in response to these and other factors. As a result, an investor could lose money over short or long periods of time. In addition, the respiratory disease caused by a novel coronavirus (COVID-19) has spread globally for over a year, resulting in a global pandemic and major disruption to economies and markets around the world, including the United States. During this time, financial markets have experienced extreme volatility and severe losses, and trading in many instruments has been disrupted or suspended. Liquidity for many instruments has been greatly reduced for periods of time. Although many global economies have begun to re-open as infection and hospitalization rates decline, some economies, including those of countries with limited access to COVID-19 vaccines, have struggled to control the spread of the virus and re-open their economies. As a result, it remains unclear how COVID-19 will impact global markets in the future.
- **Shares of the Fund May Trade at Prices Other Than NAV.** As with all exchange traded funds ("ETFs"), Fund shares may be bought and sold in the secondary market at market prices. The trading prices of the Fund's shares in the secondary market generally differ from the Fund's daily NAV and there may be times when the market price of the shares is more than the NAV (premium) or less than the NAV (discount). This risk is heightened in times of market volatility or periods of steep market declines. Because securities held by the Fund trade on, or have exposure to, foreign exchanges that are closed when the Fund's primary listing exchange is open, the Fund is likely to experience premiums and discounts greater than those of domestic ETFs. Additionally, in stressed market conditions, the market for the Fund's shares may become less liquid in response to deteriorating liquidity in the markets for the Fund's underlying portfolio holdings.
- **Active Management Risk.** The Fund is actively managed using proprietary investment strategies and processes. There can be no guarantee that these strategies and processes will be successful or that the Fund will achieve its investment objective.
- **Capital Controls and Sanctions Risk.** Economic conditions, such as volatile currency exchange rates and interest rates, political events, military action and other conditions may, without prior warning, lead to foreign government intervention (including intervention by the U.S. government with respect to foreign governments,

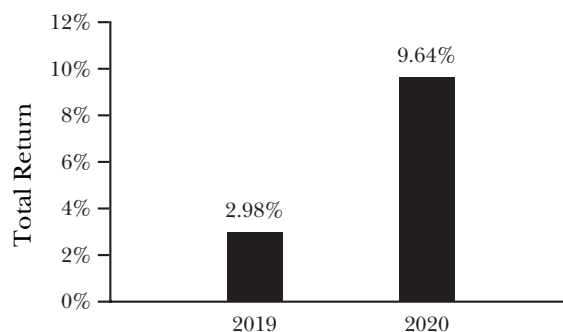
economic sectors, foreign companies and related securities and interests) and the imposition of capital controls and/or sanctions, which may also include retaliatory actions of one government against another government, such as seizure of assets. Capital controls and/or sanctions include the prohibition of, or restrictions on, the ability to own or transfer currency, securities or other assets, which may potentially include derivative instruments related thereto. Capital controls and/or sanctions may also impact the ability of the Fund to buy, sell, transfer, receive, deliver or otherwise obtain exposure to, foreign securities or currency, negatively impact the value and/or liquidity of such instruments, adversely affect the trading market and price for shares of the Fund, and cause the Fund to decline in value.

- **Cash Redemption Risk.** The Fund generally redeems shares for cash or otherwise includes cash as part of its redemption proceeds. The Fund may be required to sell or unwind portfolio investments in order to obtain the cash needed to distribute redemption proceeds. This may cause the Fund to recognize a capital gain that it might not have recognized if it had made a redemption in-kind. As a result, the Fund may pay out higher annual capital gain distributions than if the in-kind redemption process was used.
- **Currency Exchange Rate Risk.** The Fund's strategies associated with currency hedging may not be successful. Further, in order to minimize transaction costs, or for other reasons, the Fund's exposure to the non-U.S. currencies may not be hedged to the extent indicated by any or all of the quantitative signals. Currency exchange rates can be very volatile and can change quickly and unpredictably. As a result, the value of an investment in the Fund may also change quickly, unpredictably, and without warning, and you may lose money.
- **Cybersecurity Risk.** The Fund and its service providers may be susceptible to operational and information security risks resulting from a breach in cybersecurity, including cyber-attacks. A breach in cybersecurity, intentional or unintentional, may adversely impact the Fund in many ways, including, but not limited to, disruption of the Fund's operational capacity, loss of proprietary information, theft or corruption of data, denial-of-service attacks on websites or network resources, and the unauthorized release of confidential information. Cyber-attacks affecting the Fund's third-party service providers, market makers, institutional investors authorized to purchase and redeem shares directly from the Funds (*i.e.*, Authorized Participants), or the issuers of securities in which the Fund invests may subject the Fund to many of the same risks associated with direct cybersecurity breaches.
- **Derivatives Risk.** The Fund may invest in derivatives. Derivatives are financial instruments that derive their performance from an underlying reference asset, such as a currency exchange rate. The return on a derivative instrument may not correlate with the return of its underlying reference asset. Derivatives are subject to a number of risks described elsewhere in the Fund's Prospectus, such as market risk and issuer-specific risk. Derivatives can be volatile and may be less liquid than other securities. As a result, the value of an investment in the Fund may change quickly and without warning and you may lose money. In addition to the other risks associated with the use of derivatives described elsewhere in this Prospectus, there are risks associated with the Fund's use of forward currency contracts and/or futures contracts. With respect to forward currency contracts, these risks include but are not limited to the risk that the counterparty will default on its obligations. With respect to futures contracts, these risks include but are not limited to: (1) the success of the adviser's and sub-adviser's ability to predict movements in the prices of individual currencies or securities, fluctuations in markets and movements in interest rates; (2) an imperfect or no correlation between the changes in market value of the currencies or securities and the prices of futures contracts; and (3) no guarantee that an active market will exist for the futures contracts at any particular time.
- **Foreign Securities Risk.** Investments in non-U.S. securities involve political, regulatory, and economic risks that may not be present in U.S. securities. For example, investments in non-U.S. securities may be subject to risk of loss due to foreign currency fluctuations, political or economic instability, or geographic events that adversely impact issuers of foreign securities. Investments in non-U.S. securities also may be subject to withholding or other taxes and may be subject to additional trading, settlement, custodial, and operational risks. These and other factors can make investments in the Fund more volatile and potentially less liquid than other types of investments and may be heightened in connection with investments in developing or emerging markets countries.
- **Geographic Investment Risk.** To the extent the Fund invests a significant portion of its assets in securities of companies of a single country or region, it is more likely to be impacted by events or conditions affecting that country or region. Currently, the Fund invests a significant portion of its assets in companies organized in China and Taiwan, although this may change from time to time.

- **Geopolitical Risk.** Some countries and regions in which the Fund invests have experienced security concerns, war, threats of war, aggression and/or conflict, terrorism, economic uncertainty, sanctions or the threat of sanctions, natural and environmental disasters, the spread of infectious illness, widespread disease or other public health issues and/or systemic market dislocations (including due to events outside of such countries or regions) that have led, and in the future may lead, to increased short-term market volatility and may have adverse long-term effects on the U.S. and world economies and markets generally, each of which may negatively impact the Fund's investments.
- **Hedging Risk.** Derivatives used by the Fund to offset its exposure to foreign currencies may not perform as intended. There can be no assurance that the Fund's hedging transactions will be effective. The value of an investment in the Fund could be significantly and negatively impacted if foreign currencies appreciate at the same time that the value of the Fund's equity holdings fall.
- **Information Technology Sector Risk.** The Fund currently invests a significant portion of its assets in the information technology sector, and therefore, the Fund's performance could be negatively impacted by events affecting this sector. The information technology sector includes, for example, internet, semiconductor, software, hardware, and technology equipment companies. This sector can be significantly affected by, among other things, the supply and demand for specific products and services, the pace of technological development, and government regulation.
- **Issuer-Specific Risk.** Issuer-specific events, including changes in the actual or perceived financial condition of an issuer, can have a negative impact on the value of the Fund.
- **Large-Capitalization Investing Risk.** The Fund may invest in the securities of large-capitalization companies. As a result, the Fund's performance may be adversely affected if securities of these companies underperform securities of smaller capitalization companies or the market as a whole. Large-capitalization companies may adapt more slowly to new competitive challenges and be subject to slower growth during times of economic expansion.
- **Mid-Capitalization Investing Risk.** The Fund may invest in the securities of mid-capitalization companies. As a result, the Fund's performance may be adversely affected if securities of these companies underperform securities of other capitalization ranges or the market as a whole. Securities of mid-capitalization companies are often less stable and more vulnerable to market volatility and adverse economic developments than securities of larger companies, but mid-capitalization companies may also underperform the securities of small-capitalization companies because medium capitalization companies are more mature and are subject to slower growth during economic expansion.
- **Models and Data Risk.** While the Fund is actively managed, the Fund's investment process is expected to be heavily dependent on quantitative models and the models may not perform as intended. Errors in data used in the models may occur from time to time and may not be identified and/or corrected, which may have an adverse impact on the Fund and its shareholders.
- **Non-Diversification Risk.** The Fund is considered to be non-diversified, which means that it may invest more of its assets in the securities of a single issuer or a smaller number of issuers than if it were a diversified fund. To the extent the Fund invests a significant percentage of its assets in a limited number of issuers, the Fund is subject to the risks of investing in those few issuers, and may be more susceptible to a single adverse economic or regulatory occurrence. As a result, changes in the market value of a single security could cause greater fluctuations in the value of Fund shares than would occur in a diversified fund.
- **Portfolio Turnover Risk.** The Fund's investment strategy may result in a high portfolio turnover rate. Higher portfolio turnover may result in the Fund paying higher levels of transaction costs and the distribution of additional capital gains, which generate greater tax liabilities for shareholders. These factors may negatively affect the Fund's performance.
- **Small-Capitalization Investing Risk.** The Fund may invest in the securities of small-capitalization companies. As a result, the Fund may be more volatile than funds that invest in larger, more established companies. The securities of small-capitalization companies generally trade in lower volumes and are subject to greater and more unpredictable price changes than larger capitalization stocks or the stock market as a whole. Small-capitalization companies may be particularly sensitive to adverse economic developments as well as changes in interest rates, government regulation, borrowing costs and earnings.

Fund Performance

Historical Fund performance, which varies over time, can provide an indication of the risks of investing in the Fund. The bar chart that follows shows the annual total returns of the Fund for each full calendar year since the Fund commenced operations, or the past 10 calendar years, as applicable. The table that follows the bar chart shows the Fund's average annual total returns, both before and after taxes. This table also shows how the Fund's performance compares to that of a relevant broad-based securities index. Index returns do not reflect deductions for fees, expenses or taxes. All returns assume reinvestment of dividends and distributions. The Fund's past performance (before and after taxes) is not necessarily an indication of how the Fund will perform in the future. Updated performance information for the Fund is available online on the Fund's website at www.wisdomtree.com.



The Fund's year-to-date total return as of June 30, 2021 was 9.40%.

Best and Worst Quarter Returns (for the periods reflected in the bar chart above)

	Return	Quarter/Year
Highest Return	15.20%	2Q/2020
Lowest Return	(21.41)%	1Q/2020

After-tax returns are calculated using the highest historical individual federal marginal income tax rates and do not reflect the impact of state and local taxes. Actual after-tax returns depend on your tax situation and may differ from those shown and are not relevant if you hold your shares through tax-deferred arrangements, such as 401(k) plans or individual retirement accounts. In some cases, the return after taxes may exceed the return before taxes due to an assumed tax benefit from any losses on a sale of Fund shares at the end of the measurement period.

Average Annual Total Returns for the periods ending December 31, 2020

WisdomTree Emerging Markets Multifactor Fund	1 Year	Since Inception August 10, 2018
Return Before Taxes Based on NAV	9.64%	1.82%
Return After Taxes on Distributions	9.32%	1.40%
Return After Taxes on Distributions and Sale of Fund Shares	6.25%	1.50%
MSCI Emerging Markets Index (Reflects no deduction for fees, expenses or taxes)	18.31%	10.97%

Management

Investment Adviser and Sub-Adviser

WisdomTree Asset Management, Inc. ("WisdomTree Asset Management" or the "Adviser") serves as investment adviser to the Fund. Mellon Investments Corporation (the "Sub-Adviser") serves as sub-adviser to the Fund.

Portfolio Managers

The Fund is managed by the Sub-Adviser's Equity Index Strategies Portfolio Management team. The individual members of the team jointly and primarily responsible for the day-to-day management of the Fund's portfolio are described below.

Marlene Walker-Smith, a Director, Head of Equity Index Portfolio Management, has been a portfolio manager of the Fund since October 2020.

David France, CFA, a Vice President, Senior Portfolio Manager and Team Manager, has been a portfolio manager of the Fund since June 2021.

Todd Frysinger, CFA, a Vice President, Senior Portfolio Manager and Team Manager, has been a portfolio manager of the Fund since June 2021.

Vlasta Sheremeta, CFA, a Vice President, Senior Portfolio Manager and Team Manager, has been a portfolio manager of the Fund since June 2021.

Michael Stoll, a Vice President, Senior Portfolio Manager and Team Manager, has been a portfolio manager of the Fund since June 2021.

Buying and Selling Fund Shares

The Fund is an ETF. This means that individual shares of the Fund are listed on a national securities exchange, such as NYSE Arca, and may only be purchased and sold in the secondary market through a broker-dealer at market prices. Because Fund shares trade at market prices rather than NAV, shares may trade at a price greater than NAV (premium) or less than NAV (discount). In addition, an investor may incur costs attributable to the difference between the highest price a buyer is willing to pay to purchase shares (bid) and the lowest price a seller is willing to accept for shares (ask) when buying and selling shares in the secondary market (the “bid/ask spread”). Recent information regarding the Fund, including its NAV, market price, premiums and discounts, and bid/ask spreads, is available on the Fund’s website at www.wisdomtree.com.

The Fund issues and redeems shares at NAV only in large blocks of shares (“Creation Units”), which only certain institutions or large investors (typically market makers or other broker-dealers) may purchase or redeem. The Fund issues and redeems Creation Units in exchange for a portfolio of securities and/or U.S. cash.

Tax Information

The Fund intends to make distributions that may be taxed as ordinary income, qualified dividend income, or capital gains.

Payments to Broker-Dealers and Other Financial Intermediaries

If you purchase shares of the Fund through a broker-dealer or other financial intermediary (such as a bank) (an “Intermediary”), WisdomTree Asset Management or its affiliates may pay Intermediaries for certain activities related to the Fund, including participation in activities that are designed to make Intermediaries more knowledgeable about exchange traded products, including the Fund, or for other activities, such as marketing, educational training or other initiatives related to the sale or promotion of Fund shares. These payments may create a conflict of interest by influencing the Intermediary and your salesperson to recommend the Fund over another investment. Any such arrangements do not result in increased Fund expenses. Ask your salesperson or visit the Intermediary’s website for more information.

WisdomTree Emerging Markets ex-State-Owned Enterprises Fund

Investment Objective

The WisdomTree Emerging Markets ex-State-Owned Enterprises Fund (the “Fund”) seeks to track the price and yield performance, before fees and expenses, of the WisdomTree Emerging Markets ex-State-Owned Enterprises Index (the “Index”).

Fees and Expenses of the Fund

The following table describes the fees and expenses you may pay if you buy, hold and sell shares of the Fund. You may pay other fees, such as brokerage commissions and other fees to financial intermediaries, which are not reflected in the table and example below. The fees are expressed as a percentage of the Fund’s average net assets.

Shareholder Fees (fees paid directly from your investment)	None
Annual Fund Operating Expenses (expenses that you pay each year as a percentage of the value of your investment)	
Management Fees	0.32%
Distribution and/or Service (12b-1) Fees	None
Other Expenses	0.00%
Total Annual Fund Operating Expenses	0.32%

Example

The following example is intended to help retail investors compare the cost of investing in the Fund shares with the cost of investing in other funds. It illustrates the hypothetical expenses that such investors would incur over various periods if they were to invest \$10,000 in the Fund for the time periods indicated and then redeem all of the shares at the end of those periods. This example assumes that the Fund provides a return of 5% a year and that operating expenses remain the same. This example does not include the brokerage commissions that retail investors may pay to buy and sell shares of the Fund. Although your actual costs may be higher or lower, based on these assumptions, your costs would be:

	1 Year	3 Years	5 Years	10 Years
	\$ 33	\$ 103	\$ 180	\$ 406

Portfolio Turnover

The Fund pays transaction costs, such as commissions, when it buys and sells securities (or “turns over” its portfolio). A higher portfolio turnover rate may indicate higher transaction costs and may result in higher taxes when Fund shares are held in a taxable account. These costs, which are not reflected in annual fund operating expenses or in the example, affect the Fund’s performance. During the most recent fiscal year, the Fund’s portfolio turnover rate was 34% of the average value of its portfolio, excluding the value of portfolio securities received or delivered as a result of in-kind creations or redemptions of the Fund’s capital shares.

Principal Investment Strategies of the Fund

The Fund employs a “passive management” – or indexing – investment approach designed to track the performance of the Index. The Fund generally uses a representative sampling strategy to achieve its investment objective, meaning it generally will invest in a sample of the securities in the Index whose risk, return and other characteristics resemble the risk, return, and other characteristics of the Index as a whole. Under normal circumstances, at least 80% of the Fund’s total assets (exclusive of collateral held from securities lending) will be invested in component securities of the Index and investments that have economic characteristics that are substantially identical to the economic characteristics of such component securities.

The Index is a modified float-adjusted market cap weighted index that consists of common stocks in emerging markets, excluding common stocks of “state-owned enterprises.” WisdomTree Investments, Inc. (“WisdomTree Investments”), as Index provider, defines state-owned enterprises as companies with over 20% government ownership. The starting universe for the Index (the “pre-screening universe”) includes companies that: (i) are incorporated or domiciled (*i.e.*, maintain their principal place of business) in one of the following emerging market countries: Brazil, Chile, China, Czech Republic, Hungary, India, Indonesia, Korea, Malaysia, Mexico, the Philippines, Poland, Russia, South Africa, Taiwan, Thailand or Turkey; (ii) list shares on a stock exchange in one of the foregoing emerging market countries or the United States (except Chinese companies may have shares listed in

Hong Kong); (iii) have a float-adjusted market capitalization of at least \$1 billion as of the Index screening date (“float-adjusted” means that the share amounts reflect only shares available to investors); (iv) have an average daily dollar trading volume of at least \$100,000 for the three months preceding the Index screening date; and (v) trade at least 250,000 shares per month or \$25 million notional for each of the six months preceding the Index screening date. The Index is comprised of the companies in the pre-screening universe that are not state-owned enterprises as of the annual Index screening date.

The Index also excludes companies based on environmental, social and governance (“ESG”) criteria. The ESG criteria seeks to exclude from the eligible investment universe companies that (i) violate, or are at risk of violating, certain commonly accepted international norms and standards, such as United Nations and the Global Standards Screening (“GSS”) guidelines; (ii) are significantly involved in controversial weapons, such as biological, chemical, cluster, nuclear or white phosphorous weapons or in anti-personnel mines; (iii) are significantly involved in the tobacco industry; (iv) are significantly involved in thermal coal activity, such as coal mining and exploration and coal-based power generation; or (v) do not meet such other ESG criteria as detailed in the Index methodology.

Securities are weighted in the Index based on a modified market cap weighting scheme that adjusts the weight of Index securities from each country to approximate the weight of securities from that country in the pre-screening universe (excluding any domestic listed Chinese securities). The weight of Index securities from a single country, however, will not be multiplied by a factor greater than three. After applying the foregoing country weight adjustment, should any sector have a weight that is 3% higher or lower than its pre-screening universe sector weight, such sector’s weight will be adjusted by a factor so that the sector’s weight is 3% higher or lower, respectively, than its pre-screening universe weight. Companies that are not state-owned, but are incorporated within countries that have relatively high government ownership among initial screening constituents, could potentially see higher weights than they would under a normal market cap weighting scheme. Companies that are not state-owned, but are incorporated within countries that have relatively low government ownership among initial screening constituents, could potentially see lower weights than they would under a normal market cap weighting scheme. Sector and/or country weights may fluctuate above the specified cap in response to market conditions and/or the application of volume factor adjustments but will be reset at each annual rebalance date. The Index methodology applies a volume factor adjustment to reduce a component security’s weight in the Index and reallocate the reduction in weight pro rata among the other securities if, as of the annual Index screening date, a component security no longer meets certain trading volume thresholds.

WisdomTree Investments, as Index provider, currently uses Standard & Poor’s Global Industry Classification Standards (“S&P GICS”) to define companies within a sector. The following sectors are included in the Index: consumer discretionary, consumer staples, energy, financials, health care, industrials, information technology, materials, real estate, communication services, and utilities. A sector is comprised of multiple industries. For example, the energy sector is comprised of companies in, among others, the natural gas, oil and petroleum industries. As of June 30, 2021, companies in the consumer discretionary and information technology sectors comprised a significant portion of the Index.

To the extent the Index concentrates (*i.e.*, holds 25% or more of its total assets) in the securities of a particular industry or group of industries, the Fund will concentrate its investments to approximately the same extent as the Index.

Principal Risks of Investing in the Fund

You can lose money on your investment in the Fund. The Fund is subject to the risks described below. The risks are generally presented in alphabetical order to facilitate finding particular risks when comparing them with other funds. Each risk summarized below is considered a “principal risk” of investing in the Fund, regardless of the order in which it appears. Some or all of these risks may adversely affect the Fund’s net asset value per share (“NAV”), trading price, yield, total return and/or ability to meet its objective. For more information about the risks of investing in the Fund, see the sections in the Fund’s Prospectus titled “Additional Principal Risk Information About the Funds” and “Additional Non-Principal Risk Information.”

- **Emerging Markets Risk.** Investments in securities and instruments traded in developing or emerging markets, or that provide exposure to such securities or markets, can involve additional risks relating to political, economic, or regulatory conditions not associated with investments in U.S. securities and instruments or investments in more developed international markets. Such conditions may impact the ability of the Fund to buy, sell or otherwise transfer securities, adversely affect the trading market and price for Fund shares and cause the Fund to decline in value.

- **Investment Risk.** As with all investments, an investment in the Fund is subject to loss. Investors in the Fund could lose money, including the possible loss of the entire principal amount of an investment, over short or long periods of time.
- **Market Risk.** The trading prices of equity securities and other instruments fluctuate in response to a variety of factors, such as economic, financial or political events that impact the entire market, market segments, or specific issuers. The Fund's NAV and market price may fluctuate significantly in response to these and other factors. As a result, an investor could lose money over short or long periods of time. In addition, the respiratory disease caused by a novel coronavirus (COVID-19) has spread globally for over a year, resulting in a global pandemic and major disruption to economies and markets around the world, including the United States. During this time, financial markets have experienced extreme volatility and severe losses, and trading in many instruments has been disrupted or suspended. Liquidity for many instruments has been greatly reduced for periods of time. Although many global economies have begun to re-open as infection and hospitalization rates decline, some economies, including those of countries with limited access to COVID-19 vaccines, have struggled to control the spread of the virus and re-open their economies. As a result, it remains unclear how COVID-19 will impact global markets in the future.
- **Shares of the Fund May Trade at Prices Other Than NAV.** As with all exchange traded funds ("ETFs"), Fund shares may be bought and sold in the secondary market at market prices. The trading prices of the Fund's shares in the secondary market generally differ from the Fund's daily NAV and there may be times when the market price of the shares is more than the NAV (premium) or less than the NAV (discount). This risk is heightened in times of market volatility or periods of steep market declines. Because securities held by the Fund trade on, or have exposure to, foreign exchanges that are closed when the Fund's primary listing exchange is open, the Fund is likely to experience premiums and discounts greater than those of domestic ETFs. Additionally, in stressed market conditions, the market for the Fund's shares may become less liquid in response to deteriorating liquidity in the markets for the Fund's underlying portfolio holdings.
- **Capital Controls and Sanctions Risk.** Economic conditions, such as volatile currency exchange rates and interest rates, political events, military action and other conditions may, without prior warning, lead to foreign government intervention (including intervention by the U.S. government with respect to foreign governments, economic sectors, foreign companies and related securities and interests) and the imposition of capital controls and/or sanctions, which may also include retaliatory actions of one government against another government, such as seizure of assets. Capital controls and/or sanctions include the prohibition of, or restrictions on, the ability to own or transfer currency, securities or other assets, which may potentially include derivative instruments related thereto. Capital controls and/or sanctions may also impact the ability of the Fund to buy, sell, transfer, receive, deliver or otherwise obtain exposure to, foreign securities or currency, negatively impact the value and/or liquidity of such instruments, adversely affect the trading market and price for shares of the Fund, and cause the Fund to decline in value.
- **Cash Redemption Risk.** The Fund generally redeems shares for cash or otherwise includes cash as part of its redemption proceeds. The Fund may be required to sell or unwind portfolio investments in order to obtain the cash needed to distribute redemption proceeds. This may cause the Fund to recognize a capital gain that it might not have recognized if it had made a redemption in-kind. As a result, the Fund may pay out higher annual capital gain distributions than if the in-kind redemption process was used.
- **Consumer Discretionary Sector Risk.** The Fund currently invests a significant portion of its assets in the consumer discretionary sector, and therefore, the Fund's performance could be negatively impacted by events affecting this sector. The consumer discretionary sector includes, for example, automobile, textile and retail companies. This sector can be significantly affected by, among other things, economic growth, worldwide demand, social trends, consumers' disposable income levels, and propensity to spend.
- **Currency Exchange Rate Risk.** Changes in currency exchange rates and the relative value of non-U.S. currencies will affect the value of the Fund's investment and the value of your Fund shares. Currency exchange rates can be very volatile and can change quickly and unpredictably. As a result, the value of an investment in the Fund may also change quickly, unpredictably, and without warning, and you may lose money.
- **Cybersecurity Risk.** The Fund and its service providers may be susceptible to operational and information security risks resulting from a breach in cybersecurity, including cyber-attacks. A breach in cybersecurity, intentional or unintentional, may adversely impact the Fund in many ways, including, but not limited to, disruption of the Fund's operational capacity, loss of proprietary information, theft or corruption of data, denial-of-service attacks on websites or network resources, and the unauthorized release of confidential information.

Cyber-attacks affecting the Fund's third-party service providers, market makers, institutional investors authorized to purchase and redeem shares directly from the Funds (*i.e.*, Authorized Participants), or the issuers of securities in which the Fund invests may subject the Fund to many of the same risks associated with direct cybersecurity breaches.

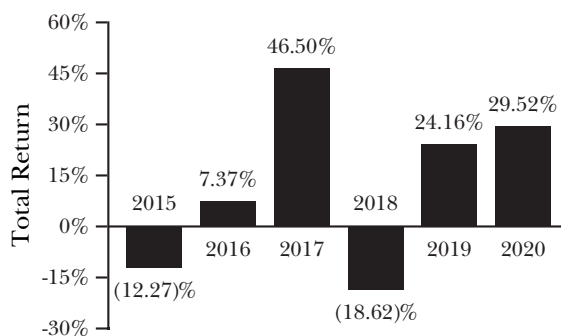
- **Foreign Securities Risk.** Investments in non-U.S. securities involve political, regulatory, and economic risks that may not be present in U.S. securities. For example, investments in non-U.S. securities may be subject to risk of loss due to foreign currency fluctuations, political or economic instability, or geographic events that adversely impact issuers of foreign securities. Investments in non-U.S. securities also may be subject to withholding or other taxes and may be subject to additional trading, settlement, custodial, and operational risks. These and other factors can make investments in the Fund more volatile and potentially less liquid than other types of investments and may be heightened in connection with investments in developing or emerging markets countries.
- **Geographic Investment Risk.** To the extent the Fund invests a significant portion of its assets in securities of companies of a single country or region, it is more likely to be impacted by events or conditions affecting that country or region. Currently, the Fund invests a significant portion of its assets in China, Taiwan and South Korea, although this may change from time to time.
- **Geopolitical Risk.** Some countries and regions in which the Fund invests have experienced security concerns, war, threats of war, aggression and/or conflict, terrorism, economic uncertainty, sanctions or the threat of sanctions, natural and environmental disasters, the spread of infectious illness, widespread disease or other public health issues and/or systemic market dislocations (including due to events outside of such countries or regions) that have led, and in the future may lead, to increased short-term market volatility and may have adverse long-term effects on the U.S. and world economies and markets generally, each of which may negatively impact the Fund's investments.
- **Index and Data Risk.** The Fund is not "actively" managed and seeks to track the price and yield performance, before fees and expenses, of the Index. The Index Provider has the right to make adjustments to the Index or to cease making the Index available without regard to the particular interests of the Fund or its shareholders. If the computers or other facilities of the Index Provider, Index calculation agent, data providers and/or relevant stock exchange malfunction for any reason, calculation and dissemination of Index values may be delayed and trading in Fund shares may be suspended for a period of time. Errors in Index data, Index calculations and/or the construction of the Index may occur from time to time and may not be identified and/or corrected by the Index Provider, Index calculation agent or other applicable party for a period of time or at all, which may have an adverse impact on the Fund and its shareholders. The potential risk of continuing error may be particularly heightened in the case of the Index, which is generally not used as a benchmark by other funds or managers.
- **Information Technology Sector Risk.** The Fund currently invests a significant portion of its assets in the information technology sector, and therefore, the Fund's performance could be negatively impacted by events affecting this sector. The information technology sector includes, for example, internet, semiconductor, software, hardware, and technology equipment companies. This sector can be significantly affected by, among other things, the supply and demand for specific products and services, the pace of technological development, and government regulation.
- **Investment Style Risk.** The Fund invests in the securities included in, or representative of, the Index regardless of their investment merit. The Fund does not attempt to outperform the Index or take defensive positions in declining markets. As a result, the Fund's performance may be adversely affected by a general decline in the market segments relating to the Index.
- **Issuer-Specific Risk.** Issuer-specific events, including changes in the actual or perceived financial condition of an issuer, can have a negative impact on the value of the Fund.
- **Large-Capitalization Investing Risk.** The Fund may invest in the securities of large-capitalization companies. As a result, the Fund's performance may be adversely affected if securities of these companies underperform securities of smaller capitalization companies or the market as a whole. Large-capitalization companies may adapt more slowly to new competitive challenges and be subject to slower growth during times of economic expansion.
- **Mid-Capitalization Investing Risk.** The Fund may invest in the securities of mid-capitalization companies. As a result, the Fund's performance may be adversely affected if securities of these companies underperform securities of other capitalization ranges or the market as a whole. Securities of mid-capitalization companies are

often less stable and more vulnerable to market volatility and adverse economic developments than securities of larger companies, but mid-capitalization companies may also underperform the securities of small-capitalization companies because medium capitalization companies are more mature and are subject to slower growth during economic expansion.

- **Non-Correlation Risk.** As with all index funds, the performance of the Fund and its Index may differ from each other for a variety of reasons. When markets are volatile, the ability to sell securities at fair value prices may be adversely impacted and may result in additional trading costs and/or increase the Index tracking risk.
- **Non-Diversification Risk.** The Fund is considered to be non-diversified, which means that it may invest more of its assets in the securities of a single issuer or a smaller number of issuers than if it were a diversified fund. To the extent the Fund invests a significant percentage of its assets in a limited number of issuers, the Fund is subject to the risks of investing in those few issuers, and may be more susceptible to a single adverse economic or regulatory occurrence. As a result, changes in the market value of a single security could cause greater fluctuations in the value of Fund shares than would occur in a diversified fund.

Fund Performance

Historical Fund performance, which varies over time, can provide an indication of the risks of investing in the Fund. The bar chart that follows shows the annual total returns of the Fund for each full calendar year since the Fund commenced operations, or the past 10 calendar years, as applicable. The table that follows the bar chart shows the Fund's average annual total returns, both before and after taxes. This table also shows how the Fund's performance compares to the Index and that of a relevant broad-based securities index. Index returns do not reflect deductions for fees, expenses or taxes. All returns assume reinvestment of dividends and distributions. The Fund's past performance (before and after taxes) is not necessarily an indication of how the Fund will perform in the future. Updated performance information for the Fund is available online on the Fund's website at www.wisdomtree.com.



The Fund's year-to-date total return as of June 30, 2021 was 6.42%.

Best and Worst Quarter Returns (for the periods reflected in the bar chart above)

	Return	Quarter/Year
Highest Return	22.86%	2Q/2020
Lowest Return	(21.32)%	1Q/2020

After-tax returns are calculated using the highest historical individual federal marginal income tax rates and do not reflect the impact of state and local taxes. Actual after-tax returns depend on your tax situation and may differ from those shown and are not relevant if you hold your shares through tax-deferred arrangements, such as 401(k) plans or individual retirement accounts. In some cases, the return after taxes may exceed the return before taxes due to an assumed tax benefit from any losses on a sale of Fund shares at the end of the measurement period.

Average Annual Total Returns for the periods ending December 31, 2020

WisdomTree Emerging Markets ex-State-Owned Enterprises Fund	1 Year	5 Years	Since Inception December 10, 2014
Return Before Taxes Based on NAV	29.52%	15.53%	10.13%
Return After Taxes on Distributions	29.15%	15.23%	9.78%

WisdomTree Emerging Markets ex-State-Owned Enterprises Fund	1 Year	5 Years	Since Inception December 10, 2014
Return After Taxes on Distributions and Sale of Fund Shares	17.66%	12.52%	8.09%
WisdomTree Emerging Markets ex-State-Owned Enterprises Index (Reflects no deduction for fees, expenses or taxes)	30.51%	16.31%	11.20%
MSCI Emerging Markets Index (Reflects no deduction for fees, expenses or taxes)	18.31%	12.81%	7.54%

Management

Investment Adviser and Sub-Adviser

WisdomTree Asset Management, Inc. (“WisdomTree Asset Management” or the “Adviser”) serves as investment adviser to the Fund. Mellon Investments Corporation (the “Sub-Adviser”) serves as sub-adviser to the Fund.

Portfolio Managers

The Fund is managed by the Sub-Adviser’s Equity Index Strategies Portfolio Management team. The individual members of the team jointly and primarily responsible for the day-to-day management of the Fund’s portfolio are described below.

Marlene Walker-Smith, a Director, Head of Equity Index Portfolio Management, has been a portfolio manager of the Fund since October 2020.

David France, CFA, a Vice President, Senior Portfolio Manager and Team Manager, has been a portfolio manager of the Fund since June 2021.

Todd Frysinger, CFA, a Vice President, Senior Portfolio Manager and Team Manager, has been a portfolio manager of the Fund since June 2021.

Vlasta Sheremeta, CFA, a Vice President, Senior Portfolio Manager and Team Manager, has been a portfolio manager of the Fund since June 2021.

Michael Stoll, a Vice President, Senior Portfolio Manager and Team Manager, has been a portfolio manager of the Fund since June 2021.

Buying and Selling Fund Shares

The Fund is an ETF. This means that individual shares of the Fund are listed on a national securities exchange, such as NYSE Arca, and may only be purchased and sold in the secondary market through a broker-dealer at market prices. Because Fund shares trade at market prices rather than NAV, shares may trade at a price greater than NAV (premium) or less than NAV (discount). In addition, an investor may incur costs attributable to the difference between the highest price a buyer is willing to pay to purchase shares (bid) and the lowest price a seller is willing to accept for shares (ask) when buying and selling shares in the secondary market (the “bid/ask spread”). Recent information regarding the Fund, including its NAV, market price, premiums and discounts, and bid/ask spreads, is available on the Fund’s website at www.wisdomtree.com.

The Fund issues and redeems shares at NAV only in large blocks of shares (“Creation Units”), which only certain institutions or large investors (typically market makers or other broker-dealers) may purchase or redeem. The Fund issues and redeems Creation Units in exchange for a portfolio of securities and/or U.S. cash.

Tax Information

The Fund intends to make distributions that may be taxed as ordinary income, qualified dividend income, or capital gains.

Payments to Broker-Dealers and Other Financial Intermediaries

If you purchase shares of the Fund through a broker-dealer or other financial intermediary (such as a bank) (an “Intermediary”), WisdomTree Asset Management or its affiliates may pay Intermediaries for certain activities related to the Fund, including participation in activities that are designed to make Intermediaries more knowledgeable about exchange traded products, including the Fund, or for other activities, such as marketing, educational training or other initiatives related to the sale or promotion of Fund shares. These payments may create a conflict of interest by influencing the Intermediary and your salesperson to recommend the Fund over another investment.

Any such arrangements do not result in increased Fund expenses. Ask your salesperson or visit the Intermediary's website for more information.

WisdomTree India Earnings Fund

Investment Objective

The WisdomTree India Earnings Fund (the “Fund”) seeks to track the price and yield performance, before fees and expenses, of the WisdomTree India Earnings Index (the “Index”).

Fees and Expenses of the Fund

The following table describes the fees and expenses you may pay if you buy, hold and sell shares of the Fund. You may pay other fees, such as brokerage commissions and other fees to financial intermediaries, which are not reflected in the table and example below. The fees are expressed as a percentage of the Fund’s average net assets.

Shareholder Fees (fees paid directly from your investment)	None
Annual Fund Operating Expenses (expenses that you pay each year as a percentage of the value of your investment)	
Management Fees	0.83%
Distribution and/or Service (12b-1) Fees	None
Other Expenses	0.01% ¹
Total Annual Fund Operating Expenses	0.84%

¹ Primarily consists of interest expense associated with a short term loan from a U.S. bank that was incurred in connection with the execution of portfolio rebalancing trades.

Example

The following example is intended to help retail investors compare the cost of investing in the Fund shares with the cost of investing in other funds. It illustrates the hypothetical expenses that such investors would incur over various periods if they were to invest \$10,000 in the Fund for the time periods indicated and then redeem all of the shares at the end of those periods. This example assumes that the Fund provides a return of 5% a year and that operating expenses remain the same. This example does not include the brokerage commissions that retail investors may pay to buy and sell shares of the Fund. Although your actual costs may be higher or lower, based on these assumptions, your costs would be:

	1 Year	3 Years	5 Years	10 Years
	\$ 86	\$ 268	\$ 466	\$ 1,037

Portfolio Turnover

The Fund pays transaction costs, such as commissions, when it buys and sells securities (or “turns over” its portfolio). A higher portfolio turnover rate may indicate higher transaction costs and may result in higher taxes when Fund shares are held in a taxable account. These costs, which are not reflected in annual fund operating expenses or in the example, affect the Fund’s performance. During the most recent fiscal year, the Fund’s portfolio turnover rate was 23% of the average value of its portfolio, excluding the value of portfolio securities received or delivered as a result of in-kind creations or redemptions of the Fund’s capital shares.

Principal Investment Strategies of the Fund

The Fund employs a “passive management” – or indexing – investment approach designed to track the performance of the Index. The Fund generally uses a representative sampling strategy to achieve its investment objective, meaning it generally will invest in a sample of the securities in the Index whose risk, return and other characteristics resemble the risk, return and other characteristics of the Index as a whole. Under normal circumstances, at least 95% of the Fund’s total assets (exclusive of collateral held from securities lending) will be invested in component securities of the Index and investments that have economic characteristics that are substantially identical to the economic characteristics of such component securities.

The Index is a fundamentally weighted index that is comprised of companies incorporated and traded in India that are profitable and that are eligible to be purchased by foreign investors as of the annual Index screening date. To be eligible for inclusion in the Index, a company must meet the following criteria as of the annual Index screening date: (i) incorporation within India; (ii) listing on a major Indian stock exchange; (iii) earnings of at least \$5 million during the preceding fiscal year; (iv) market capitalization of at least \$200 million; (v) trading of at least 250,000 shares per month for each of the preceding six months; (vi) average daily dollar trading volume of at least \$200,000 for each of the preceding six months; and (vii) price to earnings ratio of at least 2.

The initial weight of a component in the Index at the annual screening date is based on reported net income in the most recent fiscal year prior to the annual Index screening date. The reported net income number is then multiplied by a second factor developed by Standard & Poor's called the "Investability Weighting Factor" ("IWF"). The IWF is used to scale the earnings generated by each company by restrictions on shares available to be purchased. The product of the reported net income and IWF is known as the "Earnings Factor." Companies are weighted by the proportion of each individual earnings factor relative to the sum of all earnings factors within the WisdomTree India Earnings Index. The maximum weight of any one sector in the Index, at the time of the Index's annual screening date, is capped at 25%; however, sector weights may fluctuate above the specified cap in response to market conditions and/or the application of volume factor adjustments but will be reset at each annual rebalance date. The Index methodology applies a volume factor adjustment to reduce a component security's weight in the Index and reallocate the reduction in weight pro rata among the other securities if, as of the annual Index screening date, a component security no longer meets certain trading volume thresholds.

WisdomTree Investments, Inc. ("WisdomTree Investments"), as Index provider, currently uses Standard & Poor's Global Industry Classification Standards ("S&P GICS") to define companies within a sector. The following sectors are included in the Index: consumer discretionary, consumer staples, energy, financials, health care, industrials, information technology, materials, real estate, communication services, and utilities. A sector is comprised of multiple industries. For example, the energy sector is comprised of companies in, among others, the natural gas, oil and petroleum industries. As of June 30, 2021, companies in the financials and information technology sectors comprised a significant portion of the Index.

To the extent the Index concentrates (*i.e.*, holds 25% or more of its total assets) in the securities of a particular industry or group of industries, the Fund will concentrate its investments to approximately the same extent as the Index.

The Fund seeks to gain exposure to Indian equity securities, in whole or in part, through investments in a subsidiary organized in the Republic of Mauritius, the WisdomTree India Investment Portfolio, Inc. (the "WisdomTree Subsidiary"). The WisdomTree Subsidiary is wholly-owned and controlled by the Fund. Except as noted, references to the investment strategies and risks of the Fund include the investment strategies and risks of the WisdomTree Subsidiary.

Principal Risks of Investing in the Fund

You can lose money on your investment in the Fund. The Fund is subject to the risks described below. The risks are generally presented in alphabetical order to facilitate finding particular risks when comparing them with other funds. Each risk summarized below is considered a "principal risk" of investing in the Fund, regardless of the order in which it appears. Some or all of these risks may adversely affect the Fund's net asset value per share ("NAV"), trading price, yield, total return and/or ability to meet its objective. For more information about the risks of investing in the Fund, see the sections in the Fund's Prospectus titled "Additional Principal Risk Information About the Funds" and "Additional Non-Principal Risk Information."

- **Geographic Concentration in India.** Because the Fund invests primarily in the securities of companies in India, it will be impacted by events or conditions affecting India. Political and economic conditions and changes in regulatory, tax, or economic policy in India could significantly affect the market in that country and in surrounding or related countries and have a negative impact on the Fund's performance. The Indian economy may differ favorably or unfavorably from the U.S. economy in such respects as the rate of growth of gross domestic product, the rate of inflation, capital reinvestment, resource self-sufficiency and balance of payments position. The Indian government has exercised and continues to exercise significant influence over many aspects of the economy, and the number of public sector enterprises in India is substantial. Accordingly, Indian government actions in the future could have a significant effect on the Indian economy. Despite recent downturns, the Indian economy has experienced generally sustained growth during the last several years. There are no guarantees this will continue. While the Indian government has implemented economic structural reforms with the objective of liberalizing India's exchange and trade policies, reducing the fiscal deficit, controlling inflation, promoting a sound monetary policy, reforming the financials sector, and placing greater reliance on market mechanisms to direct economic activity, there can be no assurance that these policies will continue or that the economic recovery will be sustained. Religious and border disputes persist in India. In addition, India has experienced civil unrest and hostilities with neighboring countries such as Pakistan. The Indian government has confronted separatist movements in several Indian states. Investment and repatriation restrictions in India may impact the ability of the Fund to track its Index. Each of the factors described above could have a negative impact on the Fund's performance and increase the volatility of the Fund.

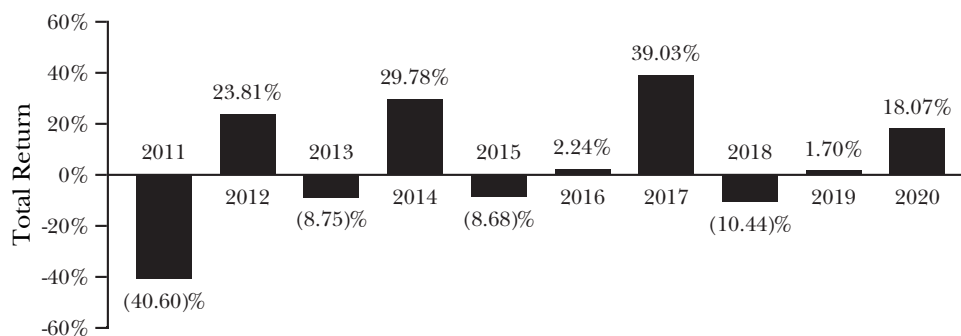
- **Investment Risk.** As with all investments, an investment in the Fund is subject to loss. Investors in the Fund could lose money, including the possible loss of the entire principal amount of an investment, over short or long periods of time.
- **Market Risk.** The trading prices of equity securities and other instruments fluctuate in response to a variety of factors, such as economic, financial or political events that impact the entire market, market segments, or specific issuers. The Fund's NAV and market price may fluctuate significantly in response to these and other factors. As a result, an investor could lose money over short or long periods of time. In addition, the respiratory disease caused by a novel coronavirus (COVID-19) has spread globally for over a year, resulting in a global pandemic and major disruption to economies and markets around the world, including the United States. During this time, financial markets have experienced extreme volatility and severe losses, and trading in many instruments has been disrupted or suspended. Liquidity for many instruments has been greatly reduced for periods of time. Although many global economies have begun to re-open as infection and hospitalization rates decline, some economies, including those of countries with limited access to COVID-19 vaccines, have struggled to control the spread of the virus and re-open their economies. As a result, it remains unclear how COVID-19 will impact global markets in the future.
- **Shares of the Fund May Trade at Prices Other Than NAV.** As with all exchange traded funds ("ETFs"), Fund shares may be bought and sold in the secondary market at market prices. The trading prices of the Fund's shares in the secondary market generally differ from the Fund's daily NAV and there may be times when the market price of the shares is more than the NAV (premium) or less than the NAV (discount). This risk is heightened in times of market volatility or periods of steep market declines. Because securities held by the Fund trade on, or have exposure to, foreign exchanges that are closed when the Fund's primary listing exchange is open, the Fund is likely to experience premiums and discounts greater than those of domestic ETFs. Additionally, in stressed market conditions, the market for the Fund's shares may become less liquid in response to deteriorating liquidity in the markets for the Fund's underlying portfolio holdings.
- **Capital Controls and Sanctions Risk.** Economic conditions, such as volatile currency exchange rates and interest rates, political events, military action and other conditions may, without prior warning, lead to foreign government intervention (including intervention by the U.S. government with respect to foreign governments, economic sectors, foreign companies and related securities and interests) and the imposition of capital controls and/or sanctions, which may also include retaliatory actions of one government against another government, such as seizure of assets. Capital controls and/or sanctions include the prohibition of, or restrictions on, the ability to own or transfer currency, securities or other assets, which may potentially include derivative instruments related thereto. Capital controls and/or sanctions may also impact the ability of the Fund to buy, sell, transfer, receive, deliver or otherwise obtain exposure to, foreign securities or currency, negatively impact the value and/or liquidity of such instruments, adversely affect the trading market and price for shares of the Fund, and cause the Fund to decline in value.
- **Cash Redemption Risk.** The Fund generally redeems shares for cash or otherwise includes cash as part of its redemption proceeds. The Fund may be required to sell or unwind portfolio investments in order to obtain the cash needed to distribute redemption proceeds. This may cause the Fund to recognize a capital gain that it might not have recognized if it had made a redemption in-kind. As a result, the Fund may pay out higher annual capital gain distributions than if the in-kind redemption process was used.
- **Currency Exchange Rate Risk.** Changes in currency exchange rates and the relative value of Indian rupee will affect the value of the Fund's investment and the value of your Fund shares. Currency exchange rates can be very volatile and can change quickly and unpredictably. As a result, the value of an investment in the Fund may also change quickly, unpredictably, and without warning, and you may lose money.
- **Cybersecurity Risk.** The Fund and its service providers may be susceptible to operational and information security risks resulting from a breach in cybersecurity, including cyber-attacks. A breach in cybersecurity, intentional or unintentional, may adversely impact the Fund in many ways, including, but not limited to, disruption of the Fund's operational capacity, loss of proprietary information, theft or corruption of data, denial-of-service attacks on websites or network resources, and the unauthorized release of confidential information. Cyber-attacks affecting the Fund's third-party service providers, market makers, institutional investors authorized to purchase and redeem shares directly from the Funds (*i.e.*, Authorized Participants), or the issuers of securities in which the Fund invests may subject the Fund to many of the same risks associated with direct cybersecurity breaches.

- **Emerging Markets Risk.** Investments in securities and instruments traded in developing or emerging markets, or that provide exposure to such securities or markets, can involve additional risks relating to political, economic, or regulatory conditions not associated with investments in U.S. securities and instruments or investments in more developed international markets. Such conditions may impact the ability of the Fund to buy, sell or otherwise transfer securities, adversely affect the trading market and price for Fund shares and cause the Fund to decline in value.
- **Financials Sector Risk.** The Fund currently invests a significant portion of its assets in the financials sector, and therefore, the Fund's performance could be negatively impacted by events affecting this sector. The financials sector includes, for example, banks and financial institutions providing mortgage and mortgage related services. This sector can be significantly affected by, among other things, changes in interest rates, government regulation, the rate of defaults on corporate, consumer and government debt, the availability and cost of capital, and fallout from the housing and sub-prime mortgage crisis.
- **Foreign Securities Risk.** Investments in non-U.S. securities involve political, regulatory, and economic risks that may not be present in U.S. securities. For example, investments in non-U.S. securities may be subject to risk of loss due to foreign currency fluctuations, political or economic instability, or geographic events that adversely impact issuers of foreign securities. Investments in non-U.S. securities also may be subject to withholding or other taxes and may be subject to additional trading, settlement, custodial, and operational risks. These and other factors can make investments in the Fund more volatile and potentially less liquid than other types of investments and may be heightened in connection with investments in developing or emerging markets countries.
- **Geopolitical Risk.** India has experienced security concerns, war, threats of war, aggression and/or conflict, terrorism, economic uncertainty, sanctions or the threat of sanctions, natural and environmental disasters, the spread of infectious illness, widespread disease or other public health issues and/or systemic market dislocations (including due to events outside of such countries or regions) that have led, and in the future may lead, to increased short-term market volatility and may have adverse long-term effects on the U.S. and world economies and markets generally, each of which may negatively impact the Fund's investments.
- **Index and Data Risk.** The Fund is not "actively" managed and seeks to track the price and yield performance, before fees and expenses, of the Index. The Index Provider has the right to make adjustments to the Index or to cease making the Index available without regard to the particular interests of the Fund or its shareholders. If the computers or other facilities of the Index Provider, Index calculation agent, data providers and/or relevant stock exchange malfunction for any reason, calculation and dissemination of Index values may be delayed and trading in Fund shares may be suspended for a period of time. Errors in Index data, Index calculations and/or the construction of the Index may occur from time to time and may not be identified and/or corrected by the Index Provider, Index calculation agent or other applicable party for a period of time or at all, which may have an adverse impact on the Fund and its shareholders. The potential risk of continuing error may be particularly heightened in the case of the Index, which is generally not used as a benchmark by other funds or managers.
- **Information Technology Sector Risk.** The Fund currently invests a significant portion of its assets in the information technology sector, and therefore, the Fund's performance could be negatively impacted by events affecting this sector. The information technology sector includes, for example, internet, semiconductor, software, hardware, and technology equipment companies. This sector can be significantly affected by, among other things, the supply and demand for specific products and services, the pace of technological development, and government regulation.
- **Investment Style Risk.** The Fund invests in the securities included in, or representative of, the Index regardless of their investment merit. The Fund does not attempt to outperform the Index or take defensive positions in declining markets. As a result, the Fund's performance may be adversely affected by a general decline in the market segments relating to the Index.
- **Issuer-Specific Risk.** Issuer-specific events, including changes in the actual or perceived financial condition of an issuer, can have a negative impact on the value of the Fund.
- **Large-Capitalization Investing Risk.** The Fund may invest in the securities of large-capitalization companies. As a result, the Fund's performance may be adversely affected if securities of these companies underperform securities of smaller capitalization companies or the market as a whole. Large-capitalization companies may adapt more slowly to new competitive challenges and be subject to slower growth during times of economic expansion.

- **Mid-Capitalization Investing Risk.** The Fund may invest in the securities of mid-capitalization companies. As a result, the Fund’s performance may be adversely affected if securities of these companies underperform securities of other capitalization ranges or the market as a whole. Securities of mid-capitalization companies are often less stable and more vulnerable to market volatility and adverse economic developments than securities of larger companies, but mid-capitalization companies may also underperform the securities of small-capitalization companies because medium capitalization companies are more mature and are subject to slower growth during economic expansion.
- **Non-Correlation Risk.** As with all index funds, the performance of the Fund and its Index may differ from each other for a variety of reasons. When markets are volatile, the ability to sell securities at fair value prices may be adversely impacted and may result in additional trading costs and/or increase the Index tracking risk.
- **Non-Diversification Risk.** The Fund is considered to be non-diversified, which means that it may invest more of its assets in the securities of a single issuer or a smaller number of issuers than if it were a diversified fund. To the extent the Fund invests a significant percentage of its assets in a limited number of issuers, the Fund is subject to the risks of investing in those few issuers, and may be more susceptible to a single adverse economic or regulatory occurrence. As a result, changes in the market value of a single security could cause greater fluctuations in the value of Fund shares than would occur in a diversified fund.
- **Subsidiary Investment Risk.** Changes in the laws of India and/or the Republic of Mauritius could result in the inability of the WisdomTree Subsidiary to operate as intended and could negatively affect the Fund and its shareholders.
- **Tax Risk.** The Double Taxation Avoidance Agreement between India and Mauritius (“tax treaty”) was re-negotiated and amended by way of a protocol (“2016 Protocol”). Under the 2016 Protocol, purchases of Indian shares by Mauritius entities, made on or after April 1, 2017, will be subject to capital gains tax in India. The 2016 Protocol in its applicability to the Fund or the WisdomTree Subsidiary, or in the requirements established by Mauritius to qualify as a Mauritius resident, could result in the imposition of various taxes on the WisdomTree Subsidiary or the Fund by India, which could reduce the return to the Fund on its investments.

Fund Performance

Historical Fund performance, which varies over time, can provide an indication of the risks of investing in the Fund. The bar chart that follows shows the annual total returns of the Fund for each full calendar year since the Fund commenced operations, or the past 10 calendar years, as applicable. The table that follows the bar chart shows the Fund’s average annual total returns, both before and after taxes. This table also shows how the Fund’s performance compares to the Index and that of a relevant broad-based securities index. Index returns do not reflect deductions for fees, expenses or taxes. All returns assume reinvestment of dividends and distributions. The Fund’s past performance (before and after taxes) is not necessarily an indication of how the Fund will perform in the future. Updated performance information for the Fund is available online on the Fund’s website at www.wisdomtree.com.



The Fund’s year-to-date total return as of June 30, 2021 was 16.75%.

Best and Worst Quarter Returns (for the periods reflected in the bar chart above)

	Return	Quarter/Year
Highest Return	24.79%	4Q/2020
Lowest Return	(34.88)%	1Q/2020

After-tax returns are calculated using the highest historical individual federal marginal income tax rates and do not reflect the impact of state and local taxes. Actual after-tax returns depend on your tax situation and may differ from those shown and are not relevant if you hold your shares through tax-deferred arrangements, such as 401(k) plans or individual retirement accounts. In some cases, the return after taxes may exceed the return before taxes due to an assumed tax benefit from any losses on a sale of Fund shares at the end of the measurement period.

Average Annual Total Returns for the periods ending December 31, 2020

WisdomTree India Earnings Fund	1 Year	5 Years	10 Years
Return Before Taxes Based on NAV	18.07%	8.86%	1.97%
Return After Taxes on Distributions	18.02%	8.63%	1.78%
Return After Taxes on Distributions and Sale of Fund Shares	11.02%	6.99%	1.52%
WisdomTree India Earnings Index (Reflects no deduction for fees, expenses or taxes)	20.17%	10.05%	3.16%
MSCI India Index (Reflects no deduction for fees, expenses or taxes)	15.55%	9.52%	3.38%

Management

Investment Adviser and Sub-Adviser

WisdomTree Asset Management, Inc. (“WisdomTree Asset Management” or the “Adviser”) serves as investment adviser to the Fund. Mellon Investments Corporation (the “Sub-Adviser”) serves as sub-adviser to the Fund.

Portfolio Managers

The Fund is managed by the Sub-Adviser’s Equity Index Strategies Portfolio Management team. The individual members of the team jointly and primarily responsible for the day-to-day management of the Fund’s portfolio are described below.

Marlene Walker-Smith, a Director, Head of Equity Index Portfolio Management, has been a portfolio manager of the Fund since October 2020.

David France, CFA, a Vice President, Senior Portfolio Manager and Team Manager, has been a portfolio manager of the Fund since June 2021.

Todd Frysinger, CFA, a Vice President, Senior Portfolio Manager and Team Manager, has been a portfolio manager of the Fund since June 2021.

Vlasta Sheremeta, CFA, a Vice President, Senior Portfolio Manager and Team Manager, has been a portfolio manager of the Fund since June 2021.

Michael Stoll, a Vice President, Senior Portfolio Manager and Team Manager, has been a portfolio manager of the Fund since June 2021.

Buying and Selling Fund Shares

The Fund is an ETF. This means that individual shares of the Fund are listed on a national securities exchange, such as NYSE Arca, and may only be purchased and sold in the secondary market through a broker-dealer at market prices. Because Fund shares trade at market prices rather than NAV, shares may trade at a price greater than NAV (premium) or less than NAV (discount). In addition, an investor may incur costs attributable to the difference between the highest price a buyer is willing to pay to purchase shares (bid) and the lowest price a seller is willing to accept for shares (ask) when buying and selling shares in the secondary market (the “bid/ask spread”). Recent information regarding the Fund, including its NAV, market price, premiums and discounts, and bid/ask spreads, is available on the Fund’s website at www.wisdomtree.com.

The Fund issues and redeems shares at NAV only in large blocks of shares (“Creation Units”), which only certain institutions or large investors (typically market makers or other broker-dealers) may purchase or redeem. The Fund issues and redeems Creation Units solely in exchange for U.S. cash.

Tax Information

The Fund intends to make distributions that may be taxed as ordinary income, qualified dividend income, or capital gains.

Payments to Broker-Dealers and Other Financial Intermediaries

If you purchase shares of the Fund through a broker-dealer or other financial intermediary (such as a bank) (an “Intermediary”), WisdomTree Asset Management or its affiliates may pay Intermediaries for certain activities related to the Fund, including participation in activities that are designed to make Intermediaries more knowledgeable about exchange traded products, including the Fund, or for other activities, such as marketing, educational training or other initiatives related to the sale or promotion of Fund shares. These payments may create a conflict of interest by influencing the Intermediary and your salesperson to recommend the Fund over another investment. Any such arrangements do not result in increased Fund expenses. Ask your salesperson or visit the Intermediary’s website for more information.

WisdomTree India ex-State-Owned Enterprises Fund

Investment Objective

The WisdomTree India ex-State-Owned Enterprises Fund (the “Fund”) seeks to track the price and yield performance, before fees and expenses, of the WisdomTree India ex-State-Owned Enterprises Index (the “Index”).

Fees and Expenses of the Fund

The following table describes the fees and expenses you may pay if you buy, hold and sell shares of the Fund. You may pay other fees, such as brokerage commissions and other fees to financial intermediaries, which are not reflected in the table and example below. The fees are expressed as a percentage of the Fund’s average net assets.

Shareholder Fees (fees paid directly from your investment)	None
Annual Fund Operating Expenses (expenses that you pay each year as a percentage of the value of your investment)	
Management Fees	0.58%
Distribution and/or Service (12b-1) Fees	None
Other Expenses	0.00%
Total Annual Fund Operating Expenses	0.58%

Example

The following example is intended to help retail investors compare the cost of investing in the Fund shares with the cost of investing in other funds. It illustrates the hypothetical expenses that such investors would incur over various periods if they were to invest \$10,000 in the Fund for the time periods indicated and then redeem all of the shares at the end of those periods. This example assumes that the Fund provides a return of 5% a year and that operating expenses remain the same. This example does not include the brokerage commissions that retail investors may pay to buy and sell shares of the Fund. Although your actual costs may be higher or lower, based on these assumptions, your costs would be:

	1 Year	3 Years	5 Years	10 Years
	\$ 59	\$ 186	\$ 324	\$ 726

Portfolio Turnover

The Fund pays transaction costs, such as commissions, when it buys and sells securities (or “turns over” its portfolio). A higher portfolio turnover rate may indicate higher transaction costs and may result in higher taxes when Fund shares are held in a taxable account. These costs, which are not reflected in annual fund operating expenses or in the example, affect the Fund’s performance. During the most recent fiscal period, the Fund’s portfolio turnover rate was 36% of the average value of its portfolio, excluding the value of portfolio securities received or delivered as a result of in-kind creations or redemptions of the Fund’s capital shares.

Principal Investment Strategies of the Fund

The Fund employs a “passive management” – or indexing – investment approach designed to track the performance of the Index. The Fund generally uses a representative sampling strategy to achieve its investment objective, meaning it generally will invest in a sample of the securities in the Index whose risk, return and other characteristics resemble the risk, return and other characteristics of the Index as a whole. Under normal circumstances, at least 80% of the Fund’s total assets (exclusive of collateral held from securities lending) will be invested in component securities of the Index and investments that have economic characteristics that are substantially identical to the economic characteristics of such component securities.

The Index is a modified float-adjusted market cap weighted index that consists of companies incorporated and traded in India, an emerging market country, excluding common stocks of “state-owned enterprises.” WisdomTree Investments, Inc. (“WisdomTree Investments”), as index provider, defines state-owned enterprises as companies with over 20% government ownership. To be eligible for inclusion in the Index, a company must meet the following criteria: (i) incorporated or domiciled in India; (ii) listing on an Indian stock exchange; (iii) have a float-adjusted market capitalization of at least \$1 billion as of the Index screening date (“float-adjusted” means that the share amounts reflect only shares available to investors); (iv) have an average daily dollar trading volume of at least \$100,000 for the three months preceding the annual Index screening date; (v) trade at least 250,000 shares per month or \$25 million notional for each of the six months preceding the annual Index screening date; and (vi) are

not state-owned enterprises as of the annual Index screening date. The Index is reconstituted and rebalanced once each year on the annual Index reconstitution date.

The Index also excludes companies based on environmental, social and governance (“ESG”) criteria. The ESG criteria seeks to exclude from the eligible investment universe companies that (i) violate, or are at risk of violating, certain commonly accepted international norms and standards, such as United Nations and the Global Standards Screening (“GSS”) guidelines; (ii) are significantly involved in controversial weapons, such as biological, chemical, cluster, nuclear or white phosphorous weapons or in anti-personnel mines; (iii) are significantly involved in the tobacco industry; (iv) are significantly involved in thermal coal activity, such as coal mining and exploration and coal-based power generation; or (v) do not meet such other ESG criteria as detailed in the Index methodology.

Securities are weighted in the Index based on float-adjusted market capitalization, as modified pursuant to certain limitations set forth below. At the time of the Index’s annual screening date, the maximum weight of any security in the Index is capped at 10% and the maximum weight of any one sector in the Index is capped at 30%, subject to the following volume factor adjustments. Security and/or sector weights may fluctuate above the specified cap in response to market conditions and/or the application of volume factor adjustments. The Index methodology applies a volume factor adjustment such that the weight of component securities within the Index with a lower trading volume are reduced, and the reduction in weight is reallocated pro rata among the other securities as of the annual Index screening date.

WisdomTree Investments, as Index provider, currently uses Standard & Poor’s Global Industry Classification Standards (“S&P GICS”) to define companies within a sector. The following sectors are included in the Index: consumer discretionary, consumer staples, energy, health care, industrials, information technology, materials, financials and real estate, communication services, and utilities. A sector is comprised of multiple industries. For example, the energy sector is comprised of companies in, among others, the natural gas, oil and petroleum industries. As of June 30, 2021, companies in the financials sector comprised a significant portion of the Index.

To the extent the Index concentrates (*i.e.*, holds 25% or more of its total assets) in the securities of a particular industry or group of industries, the Fund will concentrate its investments to approximately the same extent as the Index.

Principal Risks of Investing in the Fund

You can lose money on your investment in the Fund. The Fund is subject to the risks described below. The risks are generally presented in alphabetical order to facilitate finding particular risks when comparing them with other funds. Each risk summarized below is considered a “principal risk” of investing in the Fund, regardless of the order in which it appears. Some or all of these risks may adversely affect the Fund’s net asset value per share (“NAV”), trading price, yield, total return and/or ability to meet its objective. For more information about the risks of investing in the Fund, see the sections in the Fund’s Prospectus titled “Additional Principal Risk Information About the Funds” and “Additional Non-Principal Risk Information.”

- **Geographic Concentration in India.** Because the Fund invests primarily in the securities of companies in India, it will be impacted by events or conditions affecting India. Political and economic conditions and changes in regulatory, tax, or economic policy in India could significantly affect the market in that country and in surrounding or related countries and have a negative impact on the Fund’s performance. The Indian economy may differ favorably or unfavorably from the U.S. economy in such respects as the rate of growth of gross domestic product, the rate of inflation, capital reinvestment, resource self-sufficiency and balance of payments position. The Indian government has exercised and continues to exercise significant influence over many aspects of the economy, and the number of public sector enterprises in India is substantial. Accordingly, Indian government actions in the future could have a significant effect on the Indian economy. Despite recent downturns, the Indian economy has experienced generally sustained growth during the last several years. There are no guarantees this will continue. While the Indian government has implemented economic structural reforms with the objective of liberalizing India’s exchange and trade policies, reducing the fiscal deficit, controlling inflation, promoting a sound monetary policy, reforming the financials sector, and placing greater reliance on market mechanisms to direct economic activity, there can be no assurance that these policies will continue or that the economic recovery will be sustained. Religious and border disputes persist in India. In addition, India has experienced civil unrest and hostilities with neighboring countries such as Pakistan. The Indian government has confronted separatist movements in several Indian states. Investment and repatriation restrictions in India may impact the ability of the Fund to track its Index. Each of the factors described above could have a negative impact on the Fund’s performance and increase the volatility of the Fund.

- **Investment Risk.** As with all investments, an investment in the Fund is subject to loss. Investors in the Fund could lose money, including the possible loss of the entire principal amount of an investment, over short or long periods of time.
- **Market Risk.** The trading prices of equity securities and other instruments fluctuate in response to a variety of factors, such as economic, financial or political events that impact the entire market, market segments, or specific issuers. The Fund's NAV and market price may fluctuate significantly in response to these and other factors. As a result, an investor could lose money over short or long periods of time. In addition, the respiratory disease caused by a novel coronavirus (COVID-19) has spread globally for over a year, resulting in a global pandemic and major disruption to economies and markets around the world, including the United States. During this time, financial markets have experienced extreme volatility and severe losses, and trading in many instruments has been disrupted or suspended. Liquidity for many instruments has been greatly reduced for periods of time. Although many global economies have begun to re-open as infection and hospitalization rates decline, some economies, including those of countries with limited access to COVID-19 vaccines, have struggled to control the spread of the virus and re-open their economies. As a result, it remains unclear how COVID-19 will impact global markets in the future.
- **Shares of the Fund May Trade at Prices Other Than NAV.** As with all exchange traded funds ("ETFs"), Fund shares may be bought and sold in the secondary market at market prices. The trading prices of the Fund's shares in the secondary market generally differ from the Fund's daily NAV and there may be times when the market price of the shares is more than the NAV (premium) or less than the NAV (discount). This risk is heightened in times of market volatility or periods of steep market declines. Because securities held by the Fund trade on, or have exposure to, foreign exchanges that are closed when the Fund's primary listing exchange is open, the Fund is likely to experience premiums and discounts greater than those of domestic ETFs. Additionally, in stressed market conditions, the market for the Fund's shares may become less liquid in response to deteriorating liquidity in the markets for the Fund's underlying portfolio holdings.
- **Capital Controls and Sanctions Risk.** Economic conditions, such as volatile currency exchange rates and interest rates, political events, military action and other conditions may, without prior warning, lead to foreign government intervention (including intervention by the U.S. government with respect to foreign governments, economic sectors, foreign companies and related securities and interests) and the imposition of capital controls and/or sanctions, which may also include retaliatory actions of one government against another government, such as seizure of assets. Capital controls and/or sanctions include the prohibition of, or restrictions on, the ability to own or transfer currency, securities or other assets, which may potentially include derivative instruments related thereto. Capital controls and/or sanctions may also impact the ability of the Fund to buy, sell, transfer, receive, deliver or otherwise obtain exposure to, foreign securities or currency, negatively impact the value and/or liquidity of such instruments, adversely affect the trading market and price for shares of the Fund, and cause the Fund to decline in value.
- **Cash Redemption Risk.** The Fund generally redeems shares for cash or otherwise includes cash as part of its redemption proceeds. The Fund may be required to sell or unwind portfolio investments in order to obtain the cash needed to distribute redemption proceeds. This may cause the Fund to recognize a capital gain that it might not have recognized if it had made a redemption in-kind. As a result, the Fund may pay out higher annual capital gain distributions than if the in-kind redemption process was used.
- **Currency Exchange Rate Risk.** Changes in currency exchange rates and the relative value of Indian rupee will affect the value of the Fund's investment and the value of your Fund shares. Currency exchange rates can be very volatile and can change quickly and unpredictably. As a result, the value of an investment in the Fund may also change quickly, unpredictably, and without warning, and you may lose money.
- **Cybersecurity Risk.** The Fund and its service providers may be susceptible to operational and information security risks resulting from a breach in cybersecurity, including cyber-attacks. A breach in cybersecurity, intentional or unintentional, may adversely impact the Fund in many ways, including, but not limited to, disruption of the Fund's operational capacity, loss of proprietary information, theft or corruption of data, denial-of-service attacks on websites or network resources, and the unauthorized release of confidential information. Cyber-attacks affecting the Fund's third-party service providers, market makers, institutional investors authorized to purchase and redeem shares directly from the Funds (*i.e.*, Authorized Participants), or the issuers of securities in which the Fund invests may subject the Fund to many of the same risks associated with direct cybersecurity breaches.

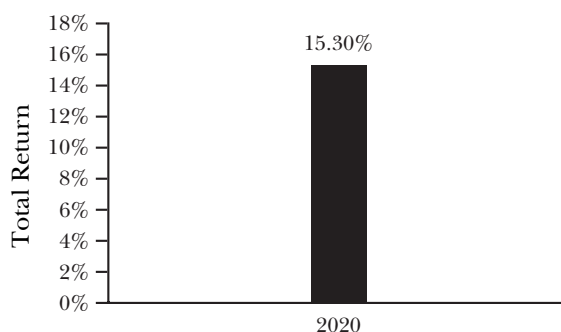
- **Emerging Markets Risk.** Investments in securities and instruments traded in developing or emerging markets, or that provide exposure to such securities or markets, can involve additional risks relating to political, economic, or regulatory conditions not associated with investments in U.S. securities and instruments or investments in more developed international markets. Such conditions may impact the ability of the Fund to buy, sell or otherwise transfer securities, adversely affect the trading market and price for Fund shares and cause the Fund to decline in value.
- **Financials Sector Risk.** The Fund currently invests a significant portion of its assets in the financials sector, and therefore, the Fund's performance could be negatively impacted by events affecting this sector. The financials sector includes, for example, banks and financial institutions providing mortgage and mortgage related services. This sector can be significantly affected by, among other things, changes in interest rates, government regulation, the rate of defaults on corporate, consumer and government debt, the availability and cost of capital, and fallout from the housing and sub-prime mortgage crisis.
- **Foreign Securities Risk.** Investments in non-U.S. securities involve political, regulatory, and economic risks that may not be present in U.S. securities. For example, investments in non-U.S. securities may be subject to risk of loss due to foreign currency fluctuations, political or economic instability, or geographic events that adversely impact issuers of foreign securities. Investments in non-U.S. securities also may be subject to withholding or other taxes and may be subject to additional trading, settlement, custodial, and operational risks. These and other factors can make investments in the Fund more volatile and potentially less liquid than other types of investments and may be heightened in connection with investments in developing or emerging markets countries.
- **Geopolitical Risk.** India has experienced security concerns, war, threats of war, aggression and/or conflict, terrorism, economic uncertainty, sanctions or the threat of sanctions, natural and environmental disasters, the spread of infectious illness, widespread disease or other public health issues and/or systemic market dislocations (including due to events outside of such countries or regions) that have led, and in the future may lead, to increased short-term market volatility and may have adverse long-term effects on the U.S. and world economies and markets generally, each of which may negatively impact the Fund's investments.
- **Index and Data Risk.** The Fund is not "actively" managed and seeks to track the price and yield performance, before fees and expenses, of the Index. The Index Provider has the right to make adjustments to the Index or to cease making the Index available without regard to the particular interests of the Fund or its shareholders. If the computers or other facilities of the Index Provider, Index calculation agent, data providers and/or relevant stock exchange malfunction for any reason, calculation and dissemination of Index values may be delayed and trading in Fund shares may be suspended for a period of time. Errors in Index data, Index calculations and/or the construction of the Index may occur from time to time and may not be identified and/or corrected by the Index Provider, Index calculation agent or other applicable party for a period of time or at all, which may have an adverse impact on the Fund and its shareholders. The potential risk of continuing error may be particularly heightened in the case of the Index, which is generally not used as a benchmark by other funds or managers.
- **Investment Style Risk.** The Fund invests in the securities included in, or representative of, the Index regardless of their investment merit. The Fund does not attempt to outperform the Index or take defensive positions in declining markets. As a result, the Fund's performance may be adversely affected by a general decline in the market segments relating to the Index.
- **Issuer-Specific Risk.** Issuer-specific events, including changes in the actual or perceived financial condition of an issuer, can have a negative impact on the value of the Fund.
- **Large-Capitalization Investing Risk.** The Fund may invest in the securities of large-capitalization companies. As a result, the Fund's performance may be adversely affected if securities of these companies underperform securities of smaller capitalization companies or the market as a whole. Large-capitalization companies may adapt more slowly to new competitive challenges and be subject to slower growth during times of economic expansion.
- **Mid-Capitalization Investing Risk.** The Fund may invest in the securities of mid-capitalization companies. As a result, the Fund's performance may be adversely affected if securities of these companies underperform securities of other capitalization ranges or the market as a whole. Securities of mid-capitalization companies are often less stable and more vulnerable to market volatility and adverse economic developments than securities of

larger companies, but mid-capitalization companies may also underperform the securities of small-capitalization companies because medium capitalization companies are more mature and are subject to slower growth during economic expansion.

- **Non-Correlation Risk.** As with all index funds, the performance of the Fund and its Index may differ from each other for a variety of reasons. When markets are volatile, the ability to sell securities at fair value prices may be adversely impacted and may result in additional trading costs and/or increase the Index tracking risk.
- **Non-Diversification Risk.** The Fund is considered to be non-diversified, which means that it may invest more of its assets in the securities of a single issuer or a smaller number of issuers than if it were a diversified fund. To the extent the Fund invests a significant percentage of its assets in a limited number of issuers, the Fund is subject to the risks of investing in those few issuers, and may be more susceptible to a single adverse economic or regulatory occurrence. As a result, changes in the market value of a single security could cause greater fluctuations in the value of Fund shares than would occur in a diversified fund.

Fund Performance

Historical Fund performance, which varies over time, can provide an indication of the risks of investing in the Fund. The bar chart that follows shows the annual total returns of the Fund for each full calendar year since the Fund commenced operations, or the past 10 calendar years, as applicable. The table that follows the bar chart shows the Fund's average annual total returns, both before and after taxes. This table also shows how the Fund's performance compares to the Index and that of a relevant broad-based securities index. Index returns do not reflect deductions for fees, expenses or taxes. All returns assume reinvestment of dividends and distributions. The Fund's past performance (before and after taxes) is not necessarily an indication of how the Fund will perform in the future. Updated performance information for the Fund is available online on the Fund's website at www.wisdomtree.com.



The Fund's year-to-date total return as of June 30, 2021 was 12.09%.

Best and Worst Quarter Returns (for the periods reflected in the bar chart above)

	Return	Quarter/Year
Highest Return	20.92%	2Q/2020
Lowest Return	(30.28)%	1Q/2020

After-tax returns are calculated using the highest historical individual federal marginal income tax rates and do not reflect the impact of state and local taxes. Actual after-tax returns depend on your tax situation and may differ from those shown and are not relevant if you hold your shares through tax-deferred arrangements, such as 401(k) plans or individual retirement accounts. In some cases, the return after taxes may exceed the return before taxes due to an assumed tax benefit from any losses on a sale of Fund shares at the end of the measurement period.

Average Annual Total Returns for the periods ending December 31, 2020

WisdomTree India Ex-State Owned Enterprises Fund	1 Year	Since Inception April 4, 2019
Return Before Taxes Based on NAV	15.30%	10.08%
Return After Taxes on Distributions	15.39%	10.13%
Return After Taxes on Distributions and Sale of Fund Shares	9.22%	7.81%

WisdomTree India Ex-State Owned Enterprises Fund	1 Year	Since Inception April 4, 2019
WisdomTree India ex-State-Owned Enterprises Index (Reflects no deduction for fees, expenses or taxes)	22.16%	14.31%
MSCI India Index (Reflects no deduction for fees, expenses or taxes)	15.55%	8.80%

Management

Investment Adviser and Sub-Adviser

WisdomTree Asset Management, Inc. (“WisdomTree Asset Management” or the “Adviser”) serves as investment adviser to the Fund. Mellon Investments Corporation (the “Sub-Adviser”) serves as sub-adviser to the Fund.

Portfolio Managers

The Fund is managed by the Sub-Adviser’s Equity Index Strategies Portfolio Management team. The individual members of the team jointly and primarily responsible for the day-to-day management of the Fund’s portfolio are described below.

Marlene Walker-Smith, a Director, Head of Equity Index Portfolio Management, has been a portfolio manager of the Fund since October 2020.

David France, CFA, a Vice President, Senior Portfolio Manager and Team Manager, has been a portfolio manager of the Fund since June 2021.

Todd Frysinger, CFA, a Vice President, Senior Portfolio Manager and Team Manager, has been a portfolio manager of the Fund since June 2021.

Vlasta Sheremeta, CFA, a Vice President, Senior Portfolio Manager and Team Manager, has been a portfolio manager of the Fund since June 2021.

Michael Stoll, a Vice President, Senior Portfolio Manager and Team Manager, has been a portfolio manager of the Fund since June 2021.

Buying and Selling Fund Shares

The Fund is an ETF. This means that individual shares of the Fund are listed on a national securities exchange, such as NYSE Arca, and may only be purchased and sold in the secondary market through a broker-dealer at market prices. Because Fund shares trade at market prices rather than NAV, shares may trade at a price greater than NAV (premium) or less than NAV (discount). In addition, an investor may incur costs attributable to the difference between the highest price a buyer is willing to pay to purchase shares (bid) and the lowest price a seller is willing to accept for shares (ask) when buying and selling shares in the secondary market (the “bid/ask spread”). Recent information regarding the Fund, including its NAV, market price, premiums and discounts, and bid/ask spreads, is available on the Fund’s website at www.wisdomtree.com.

The Fund issues and redeems shares at NAV only in large blocks of shares (“Creation Units”), which only certain institutions or large investors (typically market makers or other broker-dealers) may purchase or redeem. The Fund issues and redeems Creation Units in exchange for a portfolio of securities and/or U.S. cash.

Tax Information

The Fund intends to make distributions that may be taxed as ordinary income, qualified dividend income, or capital gains.

Payments to Broker-Dealers and Other Financial Intermediaries

If you purchase shares of the Fund through a broker-dealer or other financial intermediary (such as a bank) (an “Intermediary”), WisdomTree Asset Management or its affiliates may pay Intermediaries for certain activities related to the Fund, including participation in activities that are designed to make Intermediaries more knowledgeable about exchange traded products, including the Fund, or for other activities, such as marketing, educational training or other initiatives related to the sale or promotion of Fund shares. These payments may create a conflict of interest by influencing the Intermediary and your salesperson to recommend the Fund over another investment. Any such arrangements do not result in increased Fund expenses. Ask your salesperson or visit the Intermediary’s website for more information.

WisdomTree China ex-State-Owned Enterprises Fund

Investment Objective

The WisdomTree China ex-State-Owned Enterprises Fund (the “Fund”) seeks to track the price and yield performance, before fees and expenses, of the WisdomTree China ex-State-Owned Enterprises Index (the “Index”).

Fees and Expenses of the Fund

The following table describes the fees and expenses you may pay if you buy, hold and sell shares of the Fund. You may pay other fees, such as brokerage commissions and other fees to financial intermediaries, which are not reflected in the table and example below. The fees are expressed as a percentage of the Fund’s average net assets.

Shareholder Fees (fees paid directly from your investment)	None
Annual Fund Operating Expenses (expenses that you pay each year as a percentage of the value of your investment)	
Management Fees	0.32%
Distribution and/or Service (12b-1) Fees	None
Other Expenses	0.00%
Total Annual Fund Operating Expenses	0.32%

Example

The following example is intended to help retail investors compare the cost of investing in the Fund shares with the cost of investing in other funds. It illustrates the hypothetical expenses that such investors would incur over various periods if they were to invest \$10,000 in the Fund for the time periods indicated and then redeem all of the shares at the end of those periods. This example assumes that the Fund provides a return of 5% a year and that operating expenses remain the same. This example does not include the brokerage commissions that retail investors may pay to buy and sell shares of the Fund. Although your actual costs may be higher or lower, based on these assumptions, your costs would be:

	1 Year	3 Years	5 Years	10 Years
	\$ 33	\$ 103	\$ 180	\$ 406

Portfolio Turnover

The Fund pays transaction costs, such as commissions, when it buys and sells securities (or “turns over” its portfolio). A higher portfolio turnover rate may indicate higher transaction costs and may result in higher taxes when Fund shares are held in a taxable account. These costs, which are not reflected in annual fund operating expenses or in the example, affect the Fund’s performance. During the most recent fiscal year, the Fund’s portfolio turnover rate was 20% of the average value of its portfolio, excluding the value of portfolio securities received or delivered as a result of in-kind creations or redemptions of the Fund’s capital shares.

Principal Investment Strategies of the Fund

The Fund employs a “passive management” – or indexing – investment approach designed to track the performance of the Index. The Fund generally uses a representative sampling strategy to achieve its investment objective, meaning it generally will invest in a sample of the securities in the Index whose risk, return and other characteristics resemble the risk, return and other characteristics of the Index as a whole. Under normal circumstances, at least 80% of the Fund’s total assets (exclusive of collateral held from securities lending) will be invested in component securities of the Index and investments that have economic characteristics that are substantially identical to the economic characteristics of such component securities.

The Index is a modified float-adjusted market cap weighted index that consists of common stocks in China, excluding common stocks of “state-owned enterprises.” WisdomTree Investments, Inc. (“WisdomTree Investments”), as index provider, defines state-owned enterprises as companies with over 20% government ownership. The Index consists of companies that: (i) are incorporated or domiciled (*i.e.*, maintain their principal place of business) in China; (ii) list shares on a stock exchange in Hong Kong or the United States; (iii) have a float-adjusted market capitalization of at least \$1 billion as of the annual Index screening date (“float-adjusted” means that the share amounts reflect only shares available to investors); (iv) have an average daily dollar trading volume of at least \$100,000 for the three months preceding the annual Index screening date; (v) trade at least

250,000 shares per month or \$25 million notional for each of the six months preceding the annual Index screening date; and (vi) are not state-owned enterprises as of the annual Index screening date.

The Index also excludes companies based on environmental, social and governance (“ESG”) criteria. The ESG criteria seeks to exclude from the eligible investment universe companies that (i) violate, or are at risk of violating, certain commonly accepted international norms and standards, such as United Nations and the Global Standards Screening (“GSS”) guidelines; (ii) are significantly involved in controversial weapons, such as biological, chemical, cluster, nuclear or white phosphorous weapons or in anti-personnel mines; (iii) are significantly involved in the tobacco industry; (iv) are significantly involved in thermal coal activity, such as coal mining and exploration and coal-based power generation; or (v) do not meet such other ESG criteria as detailed in the Index methodology.

The Index also consists of the fifty largest companies by float-adjusted market capitalization that are incorporated in mainland China, listed and traded on the Shanghai Stock Exchange (“SSE”) or Shenzhen Stock Exchange (“SZSE”) via the Shanghai-Hong Kong or Shenzhen-Hong Kong Stock Connect (“Stock Connect”) programs in Chinese renminbi (“A-Shares”) and meet the trading requirements set forth above. Stock Connect is a securities trading and clearing linked program between either SSE or SZSE, and the Stock Exchange of Hong Kong Limited (“SEHK”), Hong Kong Securities Clearing Company Limited (“HKSCC”), and China Securities Depository and Clearing Corporation Limited (“ChinaClear”), with an aim to achieve mutual stock market access between the People’s Republic of China (“PRC”) and Hong Kong. The maximum weight of China A-Shares in the Index, at the time of the Index’s annual screening date, is capped at 25%; however, the weight of China A-Shares in the Index may fluctuate above the cap in response to market conditions and/or the application of volume factor adjustments, as described below.

Securities are weighted in the Index based on float-adjusted market capitalization, as modified pursuant to certain limitations set forth below. At the time of the Index’s annual screening date, the maximum weight of any security in the Index is capped at 10% and the maximum weight of any one sector in the Index is capped at 30%, subject to the following volume factor adjustments. Security and/or sector weights may fluctuate above the specified cap in response to market conditions and/or the application of volume factor adjustments. The Index methodology applies a volume factor adjustment to reduce a component security’s weight in the Index and reallocate the reduction in weight pro rata among the other securities if, as of the annual Index screening date, a component security no longer meets certain trading volume thresholds.

WisdomTree Investments, Inc. (“WisdomTree Investments”), as Index provider, currently uses Standard & Poor’s Global Industry Classification Standards (“S&P GICS”) to define companies within a sector. The following sectors are included in the Index: communication services, consumer discretionary, consumer staples, energy, health care, industrials, information technology, materials, real estate, and utilities. A sector is comprised of multiple industries. For example, the energy sector is comprised of companies in, among others, the natural gas, oil and petroleum industries. As of June 30, 2021, companies in the consumer discretionary, communication services and health care sectors comprised a significant portion of the Index.

To the extent the Index concentrates (*i.e.*, holds 25% or more of its total assets) in the securities of a particular industry or group of industries, the Fund will concentrate its investments to approximately the same extent as the Index.

Principal Risks of Investing in the Fund

You can lose money on your investment in the Fund. The Fund is subject to the risks described below. The risks are generally presented in alphabetical order to facilitate finding particular risks when comparing them with other funds. Each risk summarized below is considered a “principal risk” of investing in the Fund, regardless of the order in which it appears. Some or all of these risks may adversely affect the Fund’s net asset value per share (“NAV”), trading price, yield, total return and/or ability to meet its objective. For more information about the risks of investing in the Fund, see the sections in the Fund’s Prospectus titled “Additional Principal Risk Information About the Funds” and “Additional Non-Principal Risk Information.”

- **Geographic Concentration in China.** Because the Fund concentrates its investments in China, the Fund’s performance is expected to be closely tied to social, political, and economic conditions within China and to be more volatile than the performance of more geographically diversified funds. Although the Chinese economy has grown rapidly during recent years and the Chinese government has implemented significant economic reforms to liberalize trade policy, promote foreign investment, and reduce government control of the economy, there can be no guarantee that economic growth or these reforms will continue. The Chinese economy may also experience slower growth if global or domestic demand for Chinese goods decreases significantly and/or key trading partners apply trade tariffs or implement other protectionist measures. The Chinese economy is also

susceptible to rising rates of inflation, economic recession, market inefficiency, volatility, and pricing anomalies that may be connected to governmental influence, a lack of publicly-available information and/or political and social instability. The government of China maintains strict currency controls in order to achieve economic, trade and political objectives and regularly intervenes in the currency market. The Chinese government also plays a major role in the country's economic policies regarding foreign investments. Foreign investors are subject to the risk of loss from expropriation or nationalization of their investment assets and property, governmental restrictions on foreign investments and the repatriation of capital invested. The Chinese securities markets are subject to more frequent trading halts and low trading volume, resulting in substantially less liquidity and greater price volatility. These and other factors could have a negative impact on the Fund's performance and increase the volatility of an investment in the Fund.

- **Investment Risk.** As with all investments, an investment in the Fund is subject to loss. Investors in the Fund could lose money, including the possible loss of the entire principal amount of an investment, over short or long periods of time.
- **Market Risk.** The trading prices of equity securities and other instruments fluctuate in response to a variety of factors, such as economic, financial or political events that impact the entire market, market segments, or specific issuers. The Fund's NAV and market price may fluctuate significantly in response to these and other factors. As a result, an investor could lose money over short or long periods of time. In addition, the respiratory disease caused by a novel coronavirus (COVID-19) has spread globally for over a year, resulting in a global pandemic and major disruption to economies and markets around the world, including the United States. During this time, financial markets have experienced extreme volatility and severe losses, and trading in many instruments has been disrupted or suspended. Liquidity for many instruments has been greatly reduced for periods of time. Although many global economies have begun to re-open as infection and hospitalization rates decline, some economies, including those of countries with limited access to COVID-19 vaccines, have struggled to control the spread of the virus and re-open their economies. As a result, it remains unclear how COVID-19 will impact global markets in the future.
- **Shares of the Fund May Trade at Prices Other Than NAV.** As with all exchange traded funds ("ETFs"), Fund shares may be bought and sold in the secondary market at market prices. The trading prices of the Fund's shares in the secondary market generally differ from the Fund's daily NAV and there may be times when the market price of the shares is more than the NAV (premium) or less than the NAV (discount). This risk is heightened in times of market volatility or periods of steep market declines. Because securities held by the Fund trade on, or have exposure to, foreign exchanges that are closed when the Fund's primary listing exchange is open, the Fund is likely to experience premiums and discounts greater than those of domestic ETFs. Additionally, in stressed market conditions, the market for the Fund's shares may become less liquid in response to deteriorating liquidity in the markets for the Fund's underlying portfolio holdings.
- **Capital Controls and Sanctions Risk.** Economic conditions, such as volatile currency exchange rates and interest rates, political events, military action and other conditions may, without prior warning, lead to foreign government intervention (including intervention by the U.S. government with respect to foreign governments, economic sectors, foreign companies and related securities and interests) and the imposition of capital controls and/or sanctions, which may also include retaliatory actions of one government against another government, such as seizure of assets. Capital controls and/or sanctions include the prohibition of, or restrictions on, the ability to own or transfer currency, securities or other assets, which may potentially include derivative instruments related thereto. Capital controls and/or sanctions may also impact the ability of the Fund to buy, sell, transfer, receive, deliver or otherwise obtain exposure to, foreign securities or currency, negatively impact the value and/or liquidity of such instruments, adversely affect the trading market and price for shares of the Fund, and cause the Fund to decline in value.
- **Cash Redemption Risk.** The Fund generally redeems shares for cash or otherwise includes cash as part of its redemption proceeds. The Fund may be required to sell or unwind portfolio investments in order to obtain the cash needed to distribute redemption proceeds. This may cause the Fund to recognize a capital gain that it might not have recognized if it had made a redemption in-kind. As a result, the Fund may pay out higher annual capital gain distributions than if the in-kind redemption process was used.
- **Communication Services Sector Risk.** The Fund currently invests a significant portion of its assets in the communication services sector, and therefore, the Fund's performance could be negatively impacted by events affecting this sector. The communication services sector consists of companies that facilitate communication and offer content and information through various types of media. These companies include, for example, telecom companies, such as wireless and fixed-line telecommunications service providers, media companies, such as

broadcasters, advertisers, publishers, cable and satellite companies, and companies in the movie industry, and other companies that provide internet software, on-line services, social media platforms, video games, and digital entertainment. This sector can be significantly affected by, among other things, government intervention and regulation, technological innovations that make existing products and services obsolete, and consumer demand.

- **Consumer Discretionary Sector Risk.** The Fund currently invests a significant portion of its assets in the consumer discretionary sector, and therefore the Fund's performance could be negatively impacted by events affecting this sector. The consumer discretionary sector includes, for example, automobile, textile and retail companies. This sector can be significantly affected by, among other things, economic growth, worldwide demand, social trends, consumers' disposable income levels, and propensity to spend.
- **Currency Exchange Rate Risk.** Changes in currency exchange rates and the relative value of Hong Kong dollars will affect the value of the Fund's investment and the value of your Fund shares. Currency exchange rates can be very volatile and can change quickly and unpredictably. As a result, the value of an investment in the Fund may also change quickly, unpredictably, and without warning, and you may lose money.
- **Cybersecurity Risk.** The Fund and its service providers may be susceptible to operational and information security risks resulting from a breach in cybersecurity, including cyber-attacks. A breach in cybersecurity, intentional or unintentional, may adversely impact the Fund in many ways, including, but not limited to, disruption of the Fund's operational capacity, loss of proprietary information, theft or corruption of data, denial-of-service attacks on websites or network resources, and the unauthorized release of confidential information. Cyber-attacks affecting the Fund's third-party service providers, market makers, institutional investors authorized to purchase and redeem shares directly from the Funds (*i.e.*, Authorized Participants), or the issuers of securities in which the Fund invests may subject the Fund to many of the same risks associated with direct cybersecurity breaches.
- **Emerging Markets Risk.** Investments in securities and instruments traded in developing or emerging markets, or that provide exposure to such securities or markets, can involve additional risks relating to political, economic, or regulatory conditions not associated with investments in U.S. securities and instruments or investments in more developed international markets. Such conditions may impact the ability of the Fund to buy, sell or otherwise transfer securities, adversely affect the trading market and price for Fund shares and cause the Fund to decline in value.
- **Foreign Securities Risk.** Investments in non-U.S. securities involve political, regulatory, and economic risks that may not be present in U.S. securities. For example, investments in non-U.S. securities may be subject to risk of loss due to foreign currency fluctuations, political or economic instability, or geographic events that adversely impact issuers of foreign securities. Investments in non-U.S. securities also may be subject to withholding or other taxes and may be subject to additional trading, settlement, custodial, and operational risks. These and other factors can make investments in the Fund more volatile and potentially less liquid than other types of investments and may be heightened in connection with investments in developing or emerging markets countries.
- **Geopolitical Risk.** China has experienced security concerns, war, threats of war, aggression and/or conflict, terrorism, economic uncertainty, sanctions or the threat of sanctions, natural and environmental disasters, the spread of infectious illness, widespread disease or other public health issues and/or systemic market dislocations (including due to events outside of such countries or regions) that have led, and in the future may lead, to increased short-term market volatility and may have adverse long-term effects on the U.S. and world economies and markets generally, each of which may negatively impact the Fund's investments.
- **Health Care Sector Risk.** The Fund currently invests a significant portion of its assets in the health care sector, and therefore, the Fund's performance could be negatively impacted by events affecting this sector. The health care sector includes, for example, biotechnology, pharmaceutical, health care facilities, and health care equipment and supply companies. This sector can be significantly affected by, among other things, lapsing patent protection, technological developments that make drugs obsolete, government regulation, price controls, and approvals for drugs.
- **Index and Data Risk.** The Fund is not "actively" managed and seeks to track the price and yield performance, before fees and expenses, of the Index. The Index Provider has the right to make adjustments to the Index or to cease making the Index available without regard to the particular interests of the Fund or its shareholders. If the computers or other facilities of the Index Provider, Index calculation agent, data providers and/or relevant stock exchange malfunction for any reason, calculation and dissemination of Index values may be delayed and trading

in Fund shares may be suspended for a period of time. Errors in Index data, Index calculations and/or the construction of the Index may occur from time to time and may not be identified and/or corrected by the Index Provider, Index calculation agent or other applicable party for a period of time or at all, which may have an adverse impact on the Fund and its shareholders. The potential risk of continuing error may be particularly heightened in the case of the Index, which is generally not used as a benchmark by other funds or managers.

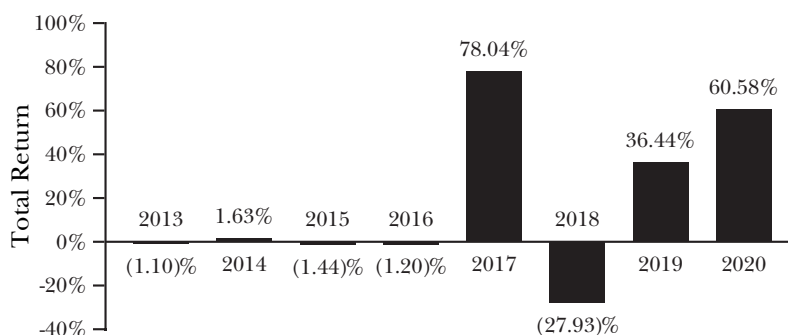
- **Investment Style Risk.** The Fund invests in the securities included in, or representative of, the Index regardless of their investment merit. The Fund does not attempt to outperform the Index or take defensive positions in declining markets. As a result, the Fund's performance may be adversely affected by a general decline in the market segments relating to the Index.
- **Issuer-Specific Risk.** Issuer-specific events, including changes in the actual or perceived financial condition of an issuer, can have a negative impact on the value of the Fund.
- **Large-Capitalization Investing Risk.** The Fund may invest in the securities of large-capitalization companies. As a result, the Fund's performance may be adversely affected if securities of these companies underperform securities of smaller capitalization companies or the market as a whole. Large-capitalization companies may adapt more slowly to new competitive challenges and be subject to slower growth during times of economic expansion.
- **Mid-Capitalization Investing Risk.** The Fund may invest in the securities of mid-capitalization companies. As a result, the Fund's performance may be adversely affected if securities of these companies underperform securities of other capitalization ranges or the market as a whole. Securities of mid-capitalization companies are often less stable and more vulnerable to market volatility and adverse economic developments than securities of larger companies, but mid-capitalization companies may also underperform the securities of small-capitalization companies because medium capitalization companies are more mature and are subject to slower growth during economic expansion.
- **Non-Correlation Risk.** As with all index funds, the performance of the Fund and its Index may differ from each other for a variety of reasons. When markets are volatile, the ability to sell securities at fair value prices may be adversely impacted and may result in additional trading costs and/or increase the Index tracking risk.
- **Non-Diversification Risk.** The Fund is considered to be non-diversified, which means that it may invest more of its assets in the securities of a single issuer or a smaller number of issuers than if it were a diversified fund. To the extent the Fund invests a significant percentage of its assets in a limited number of issuers, the Fund is subject to the risks of investing in those few issuers, and may be more susceptible to a single adverse economic or regulatory occurrence. As a result, changes in the market value of a single security could cause greater fluctuations in the value of Fund shares than would occur in a diversified fund.
- **Stock Connect Risk.** The Fund's ability to invest in China A-Shares through Stock Connect, or on such other stock exchanges in China that participate in Stock Connect from time to time or in the future, is subject to trading limits, rules and regulations by the applicable regulatory authority. These restrictions and regulations may adversely affect the Fund's ability to achieve its investment objective. For example, daily quotas that limit the Fund's maximum daily net purchases through Stock Connect may restrict the Fund's ability to invest in A-Shares through Stock Connect on a timely basis. Investments through Stock Connect are also subject to trading, clearance and settlement procedures that are relatively untested in mainland China. Stock Connect only operates on days when both the PRC and Hong Kong markets are open for trading and when banks in both markets are open on the corresponding settlement days. Accordingly, the Fund may be subject to price fluctuations at times when Stock Connect is not open for trading. SEHK, SSE and SZSE also reserve the right to suspend trading through Stock Connect, if necessary, to ensure an orderly and fair market and manage risks prudently. Halts may adversely affect the Fund's access to the PRC market. In addition, investments through Stock Connect are subject to the laws and rules of the PRC. As such, they are not covered by Hong Kong's Investor Compensation Fund, which compensates investors of any nationality who suffer pecuniary losses as a result of the default of a licensed intermediary or authorized financial institution in relation to exchange-traded products in Hong Kong. Investing through Stock Connect is also premised on the proper functioning of operational systems maintained by each market participant and the connectivity of differing securities regimes and legal systems in the PRC and Hong Kong. Investments through Stock Connect are also governed by departmental regulations that have legal effect in the PRC but have not been tested in the PRC courts. Moreover, the current regulations are subject to change. There can be no assurance that Stock Connect will not be abolished. The Fund, which may invest in the PRC markets through Stock Connect, may be adversely affected as a result of such changes.

- **Tax Risk in China.** Uncertainties in PRC tax rules governing taxation of income and gains from investments in A-Shares could result in unexpected tax liabilities for the Fund. The Fund's investments in securities, including A-Shares, issued by PRC companies may cause the Fund to become subject to withholding and other taxes imposed by the PRC.

Fund Performance

Historical Fund performance, which varies over time, can provide an indication of the risks of investing in the Fund. The bar chart that follows shows the annual total returns of the Fund for each full calendar year since the Fund commenced operations, or the past 10 calendar years, as applicable. The table that follows the bar chart shows the Fund's average annual total returns, both before and after taxes. This table also shows how the Fund's performance compares to the Index and that of a relevant broad-based securities index. In addition, performance is shown for another index that also represents the asset class in which the Fund invests. Index returns do not reflect deductions for fees, expenses or taxes. All returns assume reinvestment of dividends and distributions. The Fund's past performance (before and after taxes) is not necessarily an indication of how the Fund will perform in the future. Updated performance information for the Fund is available online on the Fund's website at www.wisdomtree.com.

The Fund's name and objective changed effective July 1, 2015. Fund performance prior to July 1, 2015 reflects the investment objective and style of the Fund when it was the WisdomTree China Dividend ex-Financials Fund, and tracked the performance of the WisdomTree China Dividend ex-Financials Index.



The Fund's year-to-date total return as of June 30, 2021 was 2.43%.

Best and Worst Quarter Returns (for the periods reflected in the bar chart above)

	Return	Quarter/Year
Highest Return	26.56%	1Q/2019
Lowest Return	(22.44)%	3Q/2015

After-tax returns are calculated using the highest historical individual federal marginal income tax rates and do not reflect the impact of state and local taxes. Actual after-tax returns depend on your tax situation and may differ from those shown and are not relevant if you hold your shares through tax-deferred arrangements, such as 401(k) plans or individual retirement accounts. In some cases, the return after taxes may exceed the return before taxes due to an assumed tax benefit from any losses on a sale of Fund shares at the end of the measurement period.

Average Annual Total Returns for the periods ending December 31, 2020

WisdomTree China ex-State-Owned Enterprises Fund*	1 Year	5 Years	Since Inception September 19, 2012
Return Before Taxes Based on NAV	60.58%	22.67%	14.20%
Return After Taxes on Distributions	60.29%	22.32%	13.70%
Return After Taxes on Distributions and Sale of Fund Shares	35.95%	18.51%	11.55%
WisdomTree China Dividend ex-Financials/China ex-State-Owned Enterprises Spliced Index** (Reflects no deduction for fees, expenses or taxes)	61.10%	22.49%	14.56%
MSCI China Index (Reflects no deduction for fees, expenses or taxes)	29.49%	15.05%	10.87%

WisdomTree China ex-State-Owned Enterprises Fund*	1 Year	5 Years	Since Inception September 19, 2012
FTSE China 50 Index*** (Reflects no deduction for fees, expenses or taxes)	11.10%	9.27%	7.11%

* The Fund's objective changed effective July 1, 2015. Prior to that date, the Fund sought to track the price and yield performance, before fees and expenses, of the WisdomTree China Dividend ex-Financials Index. As of July 1, 2015, the Fund's objective seeks to track the price and yield performance, before fees and expenses, of the WisdomTree China ex-State-Owned Enterprises Index.

** Reflects performance of the WisdomTree China Dividend ex-Financials Index prior to July 1, 2015; and the WisdomTree China ex-State-Owned Enterprises Index thereafter.

*** The index was formerly known as the FTSE China 25 Index, changed by FTSE on September 19, 2014.

Management

Investment Adviser and Sub-Adviser

WisdomTree Asset Management, Inc. (“WisdomTree Asset Management” or the “Adviser”) serves as investment adviser to the Fund. Mellon Investments Corporation (the “Sub-Adviser”) serves as sub-adviser to the Fund.

Portfolio Managers

The Fund is managed by the Sub-Adviser's Equity Index Strategies Portfolio Management team. The individual members of the team jointly and primarily responsible for the day-to-day management of the Fund's portfolio are described below.

Marlene Walker-Smith, a Director, Head of Equity Index Portfolio Management, has been a portfolio manager of the Fund since October 2020.

David France, CFA, a Vice President, Senior Portfolio Manager and Team Manager, has been a portfolio manager of the Fund since June 2021.

Todd Frysinger, CFA, a Vice President, Senior Portfolio Manager and Team Manager, has been a portfolio manager of the Fund since June 2021.

Vlasta Sheremeta, CFA, a Vice President, Senior Portfolio Manager and Team Manager, has been a portfolio manager of the Fund since June 2021.

Michael Stoll, a Vice President, Senior Portfolio Manager and Team Manager, has been a portfolio manager of the Fund since June 2021.

Buying and Selling Fund Shares

The Fund is an ETF. This means that individual shares of the Fund are listed on a national securities exchange, such as NASDAQ, and may only be purchased and sold in the secondary market through a broker-dealer at market prices. Because Fund shares trade at market prices rather than NAV, shares may trade at a price greater than NAV (premium) or less than NAV (discount). In addition, an investor may incur costs attributable to the difference between the highest price a buyer is willing to pay to purchase shares (bid) and the lowest price a seller is willing to accept for shares (ask) when buying and selling shares in the secondary market (the “bid/ask spread”). Recent information regarding the Fund, including its NAV, market price, premiums and discounts, and bid/ask spreads, is available on the Fund's website at www.wisdomtree.com.

The Fund issues and redeems shares at NAV only in large blocks of shares (“Creation Units”), which only certain institutions or large investors (typically market makers or other broker-dealers) may purchase or redeem. The Fund issues and redeems Creation Units in exchange for a portfolio of securities and/or U.S. cash.

Tax Information

The Fund intends to make distributions that may be taxed as ordinary income, qualified dividend income, or capital gains.

Payments to Broker-Dealers and Other Financial Intermediaries

If you purchase shares of the Fund through a broker-dealer or other financial intermediary (such as a bank) (an “Intermediary”), WisdomTree Asset Management or its affiliates may pay Intermediaries for certain activities related to the Fund, including participation in activities that are designed to make Intermediaries more knowledgeable about exchange traded products, including the Fund, or for other activities, such as marketing, educational training or other initiatives related to the sale or promotion of Fund shares. These payments may create a conflict

of interest by influencing the Intermediary and your salesperson to recommend the Fund over another investment. Any such arrangements do not result in increased Fund expenses. Ask your salesperson or visit the Intermediary's website for more information.

WisdomTree Growth Leaders Fund

Investment Objective

The WisdomTree Growth Leaders Fund (the “Fund”) seeks to track the price and yield performance, before fees and expenses, of the WisdomTree Growth Leaders Index (the “Index”).

Fees and Expenses of the Fund

The following table describes the fees and expenses you may pay if you buy, hold and sell shares of the Fund. You may pay other fees, such as brokerage commissions and other fees to financial intermediaries, which are not reflected in the table and example below. The fees are expressed as a percentage of the Fund’s average net assets.

Shareholder Fees (fees paid directly from your investment)	None
Annual Fund Operating Expenses (expenses that you pay each year as a percentage of the value of your investment)	
Management Fees	0.20%
Distribution and/or Service (12b-1) Fees	None
Other Expenses	0.00%
Total Annual Fund Operating Expenses	0.20%

Example

The following example is intended to help retail investors compare the cost of investing in the Fund shares with the cost of investing in other funds. It illustrates the hypothetical expenses that such investors would incur over various periods if they were to invest \$10,000 in the Fund for the time periods indicated and then redeem all of the shares at the end of those periods. This example assumes that the Fund provides a return of 5% a year and that operating expenses remain the same. This example does not include the brokerage commissions that retail investors may pay to buy and sell shares of the Fund. Although your actual costs may be higher or lower, based on these assumptions, your costs would be:

	1 Year	3 Years	5 Years	10 Years
	\$ 20	\$ 64	\$ 113	\$ 255

Portfolio Turnover

The Fund pays transaction costs, such as commissions, when it buys and sells securities (or “turns over” its portfolio). A higher portfolio turnover rate may indicate higher transaction costs and may result in higher taxes when Fund shares are held in a taxable account. These costs, which are not reflected in annual fund operating expenses or in the example, affect the Fund’s performance. During the most recent fiscal period, the Fund’s portfolio turnover rate was 40% of the average value of its portfolio, excluding the value of portfolio securities received or delivered as a result of in-kind creations or redemptions of the Fund’s capital shares.

Principal Investment Strategies of the Fund

The Fund employs a “passive management” – or indexing – investment approach designed to track the performance of the Index. The Fund generally uses a representative sampling strategy to achieve its investment objective, meaning it generally will invest in a sample of the securities in the Index whose risk, return and other characteristics resemble the risk, return and other characteristics of the Index as a whole. Under normal circumstances, at least 80% of the Fund’s total assets (exclusive of collateral held from securities lending) will be invested in component securities of the Index and investments that have economic characteristics that are substantially identical to the economic characteristics of such component securities.

The Index is designed to provide exposure to equity securities of companies which have experienced revenue growth and generate revenue from business lines active in modern platforms or digital marketplaces based upon several factors such as: (i) business model; (ii) customer or participant relationship; and (iii) revenue source. Eligible businesses include platform types such as the following: payment, social networking, social gaming, communication, content and development. A modern platform business is a multi-sided business model focused on creating value by facilitating interactions between two or more interdependent groups through technology. These businesses are positioned to benefit from the “network effect” in seeking to achieve revenue growth, which is the positive effect on the value of a good or service as the number of customers or participants increases.

To be eligible for inclusion in the Index, a company must meet the following criteria: (i) shares must be listed on a U.S. or European stock exchange (China-domiciled companies must list shares on a China domestic or Hong Kong stock exchange); (ii) revenue growth greater than or equal to 7% over the trailing three years; (iii) float-adjusted market capitalization of at least \$2 billion as of the Index screening date; (iv) have an average daily dollar trading volume of at least \$1,000,000 for each of the three months preceding the annual Index screening date; and (v) trade at least 250,000 shares per month for each of the six months preceding the annual Index screening date.

The Index is reconstituted and rebalanced annually. Securities are weighted in the Index by an average of their equal and market cap weights, with a maximum weight of 9% at the annual reconstitution. The Index methodology applies a volume factor adjustment such that the weight of component securities within the Index with a lower trading volume are reduced, and the reduction in weight is reallocated pro rata among the other securities as of the annual Index screening date. In addition, non-U.S. constituents are capped at 12% and Chinese constituents are capped at 5% at the annual reconstitution.

WisdomTree Investments (“WisdomTree Investments”), as Index provider, currently uses Standard & Poor’s Global Industry Classification Standards (“S&P GICS”) to define companies within a sector. The following sectors are included in the Index: consumer discretionary, consumer staples, energy, financials, health care, industrials, information technology, materials, real estate, communication services, and utilities. A sector is comprised of multiple industries. For example, the energy sector is comprised of companies in, among others, the natural gas, oil and petroleum industries. As of June 30, 2021, companies in the communication services, consumer discretionary and information technology sectors comprised a significant portion of the Index.

To the extent the Index concentrates (*i.e.*, holds 25% or more of its total assets) in the securities of a particular industry or group of industries, the Fund will concentrate its investments to approximately the same extent as the Index.

Principal Risks of Investing in the Fund

You can lose money on your investment in the Fund. The Fund is subject to the risks described below. The risks are generally presented in alphabetical order to facilitate finding particular risks when comparing them with other funds. Each risk summarized below is considered a “principal risk” of investing in the Fund, regardless of the order in which it appears. Some or all of these risks may adversely affect the Fund’s net asset value per share (“NAV”), trading price, yield, total return and/or ability to meet its objective. For more information about the risks of investing in the Fund, see the sections in the Fund’s Prospectus titled “Additional Principal Risk Information About the Funds” and “Additional Non-Principal Risk Information.”

- **Technology Platform Company Risk.** Technology platform companies have significant exposure to consumers and businesses and a failure to attract and retain a substantial number of such users to a company’s products, services, content or technology could adversely affect operating results. Technological changes could require substantial expenditures by a technology platform company to modify or adapt its products, services, content or infrastructure. Technology platform companies typically face intense competition and the development of new products is a complex and uncertain process. Concerns regarding a company’s products or services that may compromise the privacy of users, or other cybersecurity concerns, even if unfounded, could damage a company’s reputation and adversely affect operating results. Many technology platform companies currently operate under less regulatory scrutiny but there is significant risk that costs associated with regulatory oversight could increase in the future. These companies could be negatively impacted by a general deterioration in economic conditions, disruptions in service caused by hardware or software failures. The customers and/or suppliers of technology platform companies may be concentrated in a particular country, region, or industry, and any adverse event affecting them would negatively impact the technology platform company.
- **Growth Investing Risk.** Growth stocks, as a group, may be out of favor with the market and underperform value stocks or the overall equity market. Growth stocks are generally more sensitive to market movements than other types of stocks primarily because their prices are based heavily on the future expectations of the economy and the stock’s issuing company.
- **Investment Risk.** As with all investments, an investment in the Fund is subject to loss. Investors in the Fund could lose money, including the possible loss of the entire principal amount of an investment, over short or long periods of time.
- **Market Risk.** The trading prices of equity securities and other instruments fluctuate in response to a variety of factors, such as economic, financial or political events that impact the entire market, market segments, or specific issuers. The Fund’s NAV and market price may fluctuate significantly in response to these and other

factors. As a result, an investor could lose money over short or long periods of time. In addition, the respiratory disease caused by a novel coronavirus (COVID-19) has spread globally for over a year, resulting in a global pandemic and major disruption to economies and markets around the world, including the United States. During this time, financial markets have experienced extreme volatility and severe losses, and trading in many instruments has been disrupted or suspended. Liquidity for many instruments has been greatly reduced for periods of time. Although many global economies have begun to re-open as infection and hospitalization rates decline, some economies, including those of countries with limited access to COVID-19 vaccines, have struggled to control the spread of the virus and re-open their economies. As a result, it remains unclear how COVID-19 will impact global markets in the future.

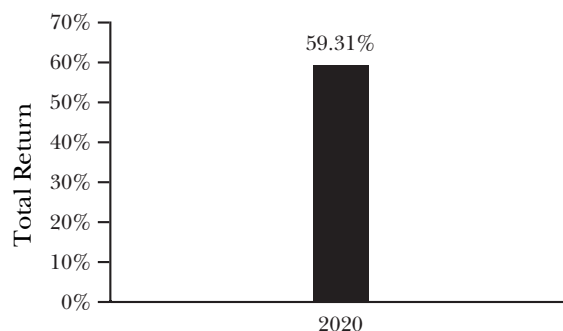
- **Shares of the Fund May Trade at Prices Other Than NAV.** As with all exchange traded funds (“ETFs”), Fund shares may be bought and sold in the secondary market at market prices. The trading prices of the Fund’s shares in the secondary market generally differ from the Fund’s daily NAV and there may be times when the market price of the shares is more than the NAV (premium) or less than the NAV (discount). This risk is heightened in times of market volatility or periods of steep market declines. Because securities held by the Fund trade on, or have exposure to, foreign exchanges that are closed when the Fund’s primary listing exchange is open, the Fund is likely to experience premiums and discounts greater than those of domestic ETFs. Additionally, in stressed market conditions, the market for the Fund’s shares may become less liquid in response to deteriorating liquidity in the markets for the Fund’s underlying portfolio holdings.
- **Cash Redemption Risk.** The Fund generally redeems shares for cash or otherwise includes cash as part of its redemption proceeds. The Fund may be required to sell or unwind portfolio investments in order to obtain the cash needed to distribute redemption proceeds. This may cause the Fund to recognize a capital gain that it might not have recognized if it had made a redemption in-kind. As a result, the Fund may pay out higher annual capital gain distributions than if the in-kind redemption process was used.
- **Communication Services Sector Risk.** The Fund currently invests a significant portion of its assets in the communication services sector, and therefore, the Fund’s performance could be negatively impacted by events affecting this sector. The communication services sector consists of companies that facilitate communication and offer content and information through various types of media. These companies include, for example, telecom companies, such as wireless and fixed-line telecommunications service providers, media companies, such as broadcasters, advertisers, publishers, cable and satellite companies, and companies in the movie industry, and other companies that provide internet software, on-line services, social media platforms, video games, and digital entertainment. This sector can be significantly affected by, among other things, government intervention and regulation, technological innovations that make existing products and services obsolete, and consumer demand.
- **Consumer Discretionary Sector Risk.** The Fund currently invests a significant portion of its assets in the consumer discretionary sector, and therefore, the Fund’s performance could be negatively impacted by events affecting this sector. The consumer discretionary sector includes, for example, automobile, textile and retail companies. This sector can be significantly affected by, among other things, economic growth, worldwide demand, social trends, consumers’ disposable income levels, and propensity to spend.
- **Cybersecurity Risk.** The Fund and its service providers may be susceptible to operational and information security risks resulting from a breach in cybersecurity, including cyber-attacks. A breach in cybersecurity, intentional or unintentional, may adversely impact the Fund in many ways, including, but not limited to, disruption of the Fund’s operational capacity, loss of proprietary information, theft or corruption of data, denial-of-service attacks on websites or network resources, and the unauthorized release of confidential information. Cyber-attacks affecting the Fund’s third-party service providers, market makers, institutional investors authorized to purchase and redeem shares directly from the Funds (*i.e.*, Authorized Participants), or the issuers of securities in which the Fund invests may subject the Fund to many of the same risks associated with direct cybersecurity breaches.
- **Geopolitical Risk.** The United States has experienced security concerns, war, threats of war, aggression and/or conflict, terrorism, economic uncertainty, sanctions or the threat of sanctions, natural and environmental disasters, the spread of infectious illness, widespread disease or other public health issues and/or systemic market dislocations (including due to events outside of the United States) that have led, and in the future may lead, to increased short-term market volatility and may have adverse long-term effects on the U.S. and world economies and markets generally, each of which may negatively impact the Fund’s investments.
- **Index and Data Risk.** The Fund is not “actively” managed and seeks to track the price and yield performance, before fees and expenses, of the Index. The Index Provider has the right to make adjustments to the Index or to

cease making the Index available without regard to the particular interests of the Fund or its shareholders. If the computers or other facilities of the Index Provider, Index calculation agent, data providers and/or relevant stock exchange malfunction for any reason, calculation and dissemination of Index values may be delayed and trading in Fund shares may be suspended for a period of time. Errors in Index data, Index calculations and/or the construction of the Index may occur from time to time and may not be identified and/or corrected by the Index Provider, Index calculation agent or other applicable party for a period of time or at all, which may have an adverse impact on the Fund and its shareholders. The potential risk of continuing error may be particularly heightened in the case of the Index, which is generally not used as a benchmark by other funds or managers.

- **Information Technology Sector Risk.** The Fund currently invests a significant portion of its assets in the information technology sector, and therefore, the Fund's performance could be negatively impacted by events affecting this sector. The information technology sector includes, for example, internet, semiconductor, software, hardware, and technology equipment companies. This sector can be significantly affected by, among other things, the supply and demand for specific products and services, the pace of technological development, and government regulation.
- **Investment Style Risk.** The Fund invests in the securities included in, or representative of, the Index regardless of their investment merit. The Fund does not attempt to outperform the Index or take defensive positions in declining markets. As a result, the Fund's performance may be adversely affected by a general decline in the market segments relating to the Index.
- **Issuer-Specific Risk.** Issuer-specific events, including changes in the actual or perceived financial condition of an issuer, can have a negative impact on the value of the Fund.
- **Large-Capitalization Investing Risk.** The Fund may invest in the securities of large-capitalization companies. As a result, the Fund's performance may be adversely affected if securities of these companies underperform securities of smaller capitalization companies or the market as a whole. Large-capitalization companies may adapt more slowly to new competitive challenges and be subject to slower growth during times of economic expansion.
- **Mid-Capitalization Investing Risk.** The Fund may invest in the securities of mid-capitalization companies. As a result, the Fund's performance may be adversely affected if securities of these companies underperform securities of other capitalization ranges or the market as a whole. Securities of mid-capitalization companies are often less stable and more vulnerable to market volatility and adverse economic developments than securities of larger companies, but mid-capitalization companies may also underperform the securities of small-capitalization companies because medium capitalization companies are more mature and are subject to slower growth during economic expansion.
- **Non-Correlation Risk.** As with all index funds, the performance of the Fund and its Index may differ from each other for a variety of reasons. When markets are volatile, the ability to sell securities at fair value prices may be adversely impacted and may result in additional trading costs and/or increase the Index tracking risk.
- **Non-Diversification Risk.** The Fund is considered to be non-diversified, which means that it may invest more of its assets in the securities of a single issuer or a smaller number of issuers than if it were a diversified fund. To the extent the Fund invests a significant percentage of its assets in a limited number of issuers, the Fund is subject to the risks of investing in those few issuers, and may be more susceptible to a single adverse economic or regulatory occurrence. As a result, changes in the market value of a single security could cause greater fluctuations in the value of Fund shares than would occur in a diversified fund.

Fund Performance

Historical Fund performance, which varies over time, can provide an indication of the risks of investing in the Fund. The bar chart that follows shows the annual total returns of the Fund for each full calendar year since the Fund commenced operations, or the past 10 calendar years, as applicable. The table that follows the bar chart shows the Fund's average annual total returns, both before and after taxes. This table also shows how the Fund's performance compares to the Index and that of a relevant broad-based securities index. In addition, performance is shown for another index that also represents the asset class in which the Fund invests. Index returns do not reflect deductions for fees, expenses or taxes. All returns assume reinvestment of dividends and distributions. The Fund's past performance (before and after taxes) is not necessarily an indication of how the Fund will perform in the future. Updated performance information for the Fund is available online on the Fund's website at www.wisdomtree.com.



The Fund's year-to-date total return as of June 30, 2021 was 11.23%.

Best and Worst Quarter Returns (for the periods reflected in the bar chart above)

	Return	Quarter/Year
Highest Return	39.16%	2Q/2020
Lowest Return	(15.22)%	1Q/2020

After-tax returns are calculated using the highest historical individual federal marginal income tax rates and do not reflect the impact of state and local taxes. Actual after-tax returns depend on your tax situation and may differ from those shown and are not relevant if you hold your shares through tax-deferred arrangements, such as 401(k) plans or individual retirement accounts. In some cases, the return after taxes may exceed the return before taxes due to an assumed tax benefit from any losses on a sale of Fund shares at the end of the measurement period.

Average Annual Total Returns for the periods ending December 31, 2020

WisdomTree Growth Leaders Fund	1 Year	Since Inception May 22, 2019
Return Before Taxes Based on NAV	59.31%	42.63%
Return After Taxes on Distributions	59.27%	42.55%
Return After Taxes on Distributions and Sale of Fund Shares	35.14%	33.25%
WisdomTree Growth Leaders Index (Reflects no deduction for fees, expenses or taxes)	60.36%	43.40%
MSCI AC World Index (Reflects no deduction for fees, expenses or taxes)	16.25%	18.39%
S&P 500 Index (Reflects no deduction for fees, expenses or taxes)	18.40%	20.74%

Management

Investment Adviser and Sub-Adviser

WisdomTree Asset Management, Inc. ("WisdomTree Asset Management" or the "Adviser") serves as investment adviser to the Fund. Mellon Investments Corporation (the "Sub-Adviser") serves as sub-adviser to the Fund.

Portfolio Managers

The Fund is managed by the Sub-Adviser's Equity Index Strategies Portfolio Management team. The individual members of the team jointly and primarily responsible for the day-to-day management of the Fund's portfolio are described below.

Marlene Walker-Smith, a Director, Head of Equity Index Portfolio Management, has been a portfolio manager of the Fund since October 2020.

David France, CFA, a Vice President, Senior Portfolio Manager and Team Manager, has been a portfolio manager of the Fund since June 2021.

Todd Frysinger, CFA, a Vice President, Senior Portfolio Manager and Team Manager, has been a portfolio manager of the Fund since June 2021.

Vlasta Sheremeta, CFA, a Vice President, Senior Portfolio Manager and Team Manager, has been a portfolio manager of the Fund since June 2021.

Michael Stoll, a Vice President, Senior Portfolio Manager and Team Manager, has been a portfolio manager of the Fund since June 2021.

Buying and Selling Fund Shares

The Fund is an ETF. This means that individual shares of the Fund are listed on a national securities exchange, such as NYSE Arca, and may only be purchased and sold in the secondary market through a broker-dealer at market prices. Because Fund shares trade at market prices rather than NAV, shares may trade at a price greater than NAV (premium) or less than NAV (discount). In addition, an investor may incur costs attributable to the difference between the highest price a buyer is willing to pay to purchase shares (bid) and the lowest price a seller is willing to accept for shares (ask) when buying and selling shares in the secondary market (the “bid/ask spread”). Recent information regarding the Fund, including its NAV, market price, premiums and discounts, and bid/ask spreads, is available on the Fund’s website at www.wisdomtree.com.

The Fund issues and redeems shares at NAV only in large blocks of shares (“Creation Units”), which only certain institutions or large investors (typically market makers or other broker-dealers) may purchase or redeem. The Fund issues and redeems Creation Units in exchange for a portfolio of securities and/or U.S. cash.

Tax Information

The Fund intends to make distributions that may be taxed as ordinary income, qualified dividend income, or capital gains.

Payments to Broker-Dealers and Other Financial Intermediaries

If you purchase shares of the Fund through a broker-dealer or other financial intermediary (such as a bank) (an “Intermediary”), WisdomTree Asset Management or its affiliates may pay Intermediaries for certain activities related to the Fund, including participation in activities that are designed to make Intermediaries more knowledgeable about exchange traded products, including the Fund, or for other activities, such as marketing, educational training or other initiatives related to the sale or promotion of Fund shares. These payments may create a conflict of interest by influencing the Intermediary and your salesperson to recommend the Fund over another investment. Any such arrangements do not result in increased Fund expenses. Ask your salesperson or visit the Intermediary’s website for more information.

Additional Information About the Funds

Additional Information About the Funds' Investment Objectives

Each Fund (except the International Multifactor Fund, Emerging Markets Multifactor Fund and Emerging Markets Quality Dividend Growth Fund) seeks to track the price and yield performance, before fees and expenses, of a particular index ("Index") developed by WisdomTree Investments, Inc. ("WisdomTree Investments") (the "Index Funds"). Each Index consists of securities in the market suggested by its name that meet specific criteria developed by WisdomTree Investments. The International Multifactor Fund, Emerging Markets Multifactor Fund and Emerging Markets Quality Dividend Growth Fund are actively-managed funds (the "Active Funds").

Since each Fund's investment objective has been adopted as a non-fundamental investment policy, each Fund's investment objective may be changed without a vote of shareholders upon 60 days' written notice to shareholders.

Additional Information About the Funds' Investment Strategies

Index Funds. Each Index Fund will normally invest at least 80% of its net assets, plus the amount of any borrowings for investment purposes, in the types of securities suggested by its name (*i.e.*, investments connoted by its Index), as applicable. Each Index Fund anticipates meeting this policy because, under normal circumstances, at least 95% (80% for Europe Quality Dividend Growth Fund, Emerging Markets ex-State-Owned Enterprises Fund, China ex-State-Owned Enterprises Fund, Growth Leaders Fund, India ex-State-Owned Enterprises Fund, Japan Hedged SmallCap Equity Fund, Europe Hedged SmallCap Equity Fund and Germany Hedged Equity Fund) of each Index Fund's total assets (exclusive of collateral held from securities lending) will be invested in component securities of its underlying Index and investments that have economic characteristics that are substantially identical to the economic characteristics of such component securities, such as depositary receipts based on component securities. WisdomTree Asset Management, Inc. ("WisdomTree Asset Management" or the "Adviser") expects that, over time, the correlation between each Index Fund's performance and that of its Index, before fees and expenses, will be 95% or better. A number of factors may affect an Index Fund's ability to achieve a high degree of correlation with its Index, and there can be no guarantee that an Index Fund will achieve a high degree of correlation.

Index Funds designated as "International" generally invest in developed markets outside the United States. Index Funds designated as "Global" generally invest in developed and emerging markets throughout the world, including the United States and other regions.

The quantity of holdings in an Index Fund, by using a representative sampling strategy, will be based on a number of factors, including asset size of the Index Fund. In addition, from time to time, securities are added to or removed from an Index and consequently the attributes of an Index, such as sectors, industries or countries represented in an Index and weightings, may change. The Index Fund may sell securities that are represented in an Index, or purchase securities that are not yet represented in an Index, in anticipation of their removal from or addition to an Index or to reflect various corporate actions or other changes to an Index. Further, the Index Fund may overweight or underweight securities in an Index, purchase or sell securities not in the Index, or utilize various combinations of other available techniques, in seeking to track an Index.

International Multifactor Fund. The Fund will normally invest at least 80% of its net assets, plus the amount of any borrowings, in non-U.S. equity securities. The Adviser considers non-U.S. securities to include investments that are tied economically to a particular country or region outside the United States. The Adviser considers one or more of the following factors to determine whether an investment is tied economically to a particular country or region: the source of government guarantees (if any); the primary trading market; the issuer's domicile, country of incorporation, sources of revenue, and location of assets; whether the investment is included in an index representative of a particular country or region; and whether the investment is exposed to the economic fortunes and risks of a particular country or region.

Emerging Markets Multifactor Fund and Emerging Markets Quality Dividend Growth Fund (the "Emerging Market Active Funds"). Each Emerging Market Active Fund will normally invest at least 80% of its net assets, plus the amount of any borrowings for investment purposes, in the types of securities suggested by its name. To be eligible for inclusion in the model for each Emerging Market Active Fund, a company must be either domiciled, incorporated, listed or have a high level of risk associated with at least one of the following 17 emerging market nations (Brazil, Chile, China, Czech Republic, Hungary, India, Indonesia, Korea, Malaysia, Mexico, the Philippines, Poland, Russia, South Africa, Taiwan, Thailand, and Turkey) (with respect to China, the model may incorporate American Depositary Receipts ("ADRs") or Global Depositary Receipts ("GDRs") and locally listed shares) (with respect to Russia, the Fund will own United States and London listed ADRs and GDRs).

Hedged Equity Funds. Each Hedged Equity Fund employs strategies to “hedge” against fluctuations in the relative value of non-U.S. currencies included in its underlying Index against the U.S. dollar. For U.S. investors, international equity investments include two components of return. The first is the return attributable to stock prices in the non-U.S. market or markets in which an investment is made. The second is the return attributable to the value of non-U.S. currencies in these markets relative to the U.S. dollar. Each of these WisdomTree Hedged Equity Indices seeks to track the performance of equity securities in a developed market that is attributable solely to stock prices.

Indexes. Each Index, except the WisdomTree Emerging Markets ex-State-Owned Enterprises Index, WisdomTree India ex-State-Owned Enterprises Index and WisdomTree China ex-State-Owned Enterprises Index (collectively, the “ex-SOE Indices”) and the Growth Leaders Index), is “fundamentally weighted” and differs from most traditional indexes in that the proportion, or “weighting,” of the securities in each Index is based on a measure of fundamental value, such as dividends or earnings. Most traditional indexes and index funds weight their securities by looking simply at the market capitalization of such securities. The ex-SOE Indices and the Growth Leaders Index are modified market cap weighted indices.

Each “Dividend Index” is weighted based on either the amount of cash dividends that companies in the Index pay, or are expected to pay, or the dividend yield of the companies in the Index. This means that securities of companies that pay, or are expected to pay, higher amounts of cash dividends or have higher dividend yields generally will be more heavily weighted in each Index and Fund. Only regular dividends (*i.e.*, established or quarterly dividends as opposed to non-recurring or special dividends) are included in the determination of cash dividends or dividend yield.

India Earnings Fund. The India Earnings Index weights companies based on earning in their fiscal year prior to the annual Index measurement date adjusted for a factor that takes into account shares available to foreign investors. “Earnings” for this Index are determined using a company’s reported net income.

China ex-State-Owned Enterprises Fund. Stock Connect comprises a Northbound Trading Link (for investment in China A-Shares) by which investors, through their Hong Kong brokers and a securities trading service company to be established by SEHK, may be able to place orders to trade eligible shares listed on SSE or SZSE by routing orders to the applicable exchange. Under Stock Connect, overseas investors (including the Fund) may be allowed, subject to rules and regulations issued and/or amended from time to time, to trade China A-Shares listed on the SSE or SZSE (together, the “Mainland Securities”) through the Northbound Trading Link. The Mainland Securities include all the constituent stocks from time to time of the SSE 180 Index and SSE 380 Index, all the constituent stocks of the SZSE Component Index and SZSE Small/Mid Cap Innovation Index that have a market capitalization of not less than RMB 6 billion, and all the SSE- and SZSE-listed China A-Shares that are not included as constituent stocks of the relevant indices but which have corresponding H-Shares listed on SEHK, except (i) those SSE- and SZSE-listed shares which are not traded in RMB and (ii) those SSE- and SZSE-listed shares which are included in the “risk alert board”. The list of eligible securities may be changed subject to the review and approval by the relevant PRC regulators from time to time.

Growth Leaders Fund. The Growth Leaders Index is a modified market capitalization weighted Index comprised of mid- and large-cap companies that are generating substantial revenue from a modern platform business. In order to be classified as a platform business, a company must have financial metrics and applicable language in its Annual Report, 10K or equivalent report. For instance, the following information and guidelines are used in determining that a company meets the classification of a platform business:

- customer relationship – the business has a direct relationship with a user group who consumes value.
- producer relationship – the business has a direct relationship with an external user group who supplies the value to be consumed by another user group.
- value created by producer – the value being consumed by a consumer user group is being supplied by a third party and is not directly controlled by the company.
- network effect – the demand for the platform from one user group is dependent upon the number of users on the other side of the platform.
- network ownership – the company owns the network by which the consumers and producers directly connect.
- platform revenue – the company derives revenue from its platform business unit(s).

- platform revenue percentage – the company has a certain threshold of revenue that can be mapped or influenced from a platform business unit or relevant business units.

Non-Principal Information About the Funds' Investment Strategies

Each Index Fund (except the Active Funds) may invest in other investments that the Fund believes will help it track its Index, including cash and cash equivalents, as well as in shares of other investment companies (including affiliated investment companies, such as ETFs), forward contracts, futures contracts, options on futures contracts, options and swaps.

Temporary Defensive Strategies. Each Active Fund's investment process is heavily dependent on quantitative models which do not adjust to take temporary defensive positions. However, each Active Fund reserves the right to invest in U.S. government securities, money market instruments, and cash, without limitation, as determined by the Adviser or Sub-Adviser in response to adverse market, economic, political or other conditions. In the event an Active Fund engages in temporary defensive strategies that are inconsistent with its investment strategies, the Active Fund's ability to achieve its investment objective may be limited.

Securities Lending. Each Fund may lend its portfolio securities in an amount not to exceed one-third (33 1/3%) of the value of its total assets via a securities lending program through its securities lending agent, State Street Bank and Trust Company, to brokers, dealers and other financial institutions desiring to borrow securities to complete transactions and for other purposes. A securities lending program allows a Fund to receive a portion of the income generated by lending its securities and investing the respective collateral. A Fund will receive collateral for each loaned security which is at least equal to the market value of that security, marked to market each trading day. In the securities lending program, the borrower generally has the right to vote the loaned securities; however, a Fund may call loans to vote proxies if a material issue affecting the Fund's economic interest in the investment is to be voted upon. Security loans may be terminated at any time by a Fund.

Additional Principal Risk Information About the Funds

This section provides additional information regarding the principal risks described under "Principal Risks of Investing in the Fund" in the Fund Summaries. Risk information may not be applicable to each Fund. Please consult each Fund's Summary sections to determine which risks are applicable to a particular Fund. Each of the factors below could have a negative impact on Fund performance and trading prices.

Active Management Risk

The Active Funds are actively managed using proprietary investment strategies and processes. Each Active Fund is subject to active management or security-selection risk and its performance therefore will reflect, in part, the ability of the Sub-Adviser to select investments and to make investment decisions that are suited to achieving a Fund's investment objective. The Sub-Adviser's assessment of a particular investment, company, sector or country and/or assessment of broader economic, financial or other macro views, may prove incorrect, including because of factors that were not adequately foreseen, and the selection of investments may not perform as well as expected when those investments were purchased or as well as the markets generally, resulting in Fund losses or underperformance. There can be no guarantee that these strategies and processes will produce the intended results and no guarantee that the Active Funds will achieve their investment objective or outperform other investment strategies over the short- or long-term market cycles. This risk is exacerbated when an investment or multiple investments made as a result of such decisions are significant relative to an Active Fund's net assets.

Capital Controls and Sanctions Risk

Economic conditions, such as volatile currency exchange rates and interest rates, political events, military action and other conditions, may, without prior warning, lead to government intervention (including intervention by the U.S. government with respect to foreign governments, economic sectors, foreign companies and related securities and interests) and the imposition of capital controls and/or sanctions, which may also include retaliatory actions of one government against another government, such as seizure of assets. Capital controls and/or sanctions include the prohibition of, or restrictions on, the ability to own or transfer currency, securities or other assets, which may potentially include derivative instruments related thereto. Levies may be placed on profits repatriated by foreign entities (such as the Funds). Capital controls and/or sanctions may also impact the ability of a Fund to buy, sell, transfer, receive, deliver or otherwise obtain exposure to, foreign securities or currency, negatively impact the value and/or liquidity of such instruments, adversely affect the trading market and price for shares of a Fund, and cause a Fund to decline in value.

Cash Redemption Risk

When a Fund redeems shares for cash or otherwise includes cash as part of its redemption proceeds, it may be required to sell or unwind portfolio investments in order to obtain the cash needed to distribute redemption proceeds. This may cause a Fund to recognize capital gains that it might not have recognized if it had made a redemption in-kind (*i.e.*, distribute securities as payment of redemption proceeds). As a result, the Funds may pay out higher annual capital gain distributions than if the in-kind redemption process was used.

Currency Exchange Rate Risk

Changes in currency exchange rates and the relative value of non-U.S. currencies will affect the value of a Fund's investments and the value of a Fund's shares. Because each Fund's NAV is determined on the basis of U.S. dollars, the U.S. dollar value of your investment in a Fund may go down if the value of the local currency of the non-U.S. markets in which the Fund invests depreciates against the U.S. dollar. This is true even if the local currency value of securities in the Fund's holdings goes up. Conversely, the dollar value of your investment in the Fund may go up if the value of the local currency appreciates against the U.S. dollar.

The value of the U.S. dollar measured against other currencies is influenced by a variety of factors. These factors include interest rates, national debt levels and trade deficits, changes in balances of payments and trade, domestic and foreign interest and inflation rates, global or regional political, economic or financial events, monetary policies of governments, actual or potential government intervention, and global energy prices. Political instability, the possibility of government intervention and restrictive or opaque business and investment policies may also reduce the value of a country's currency. Government monetary policies and the buying or selling of currency by a country's government may also influence exchange rates. Currency exchange rates can be very volatile and can change quickly and unpredictably. As a result, the value of an investment in a Fund may change quickly, unpredictably, and without warning, and you may lose money.

Hedged Equity Funds Only: Each of the Hedged Equity Funds employs various strategies to minimize the impact of changes in the value of applicable currencies, such as the euro and the Japanese yen, against the U.S. dollar. However, these strategies may not be successful. In addition, a Fund may not be fully hedged at all times in order to minimize transaction costs or for other reasons.

Cybersecurity Risk

The Funds and their service providers may be susceptible to operational and information security risks resulting from a breach in cybersecurity, including cyber-attacks. A breach in cybersecurity, intentional or unintentional, may adversely impact the Funds in many ways, including, but not limited to, disruption of a Fund's operational capacity, loss of proprietary information, theft or corruption of data maintained online or digitally, denial-of-service attacks on websites or network resources, and the unauthorized release of confidential information. Cyber-attacks affecting a Fund's third-party service providers, including the Adviser, Sub-Adviser, administrator, custodian, and transfer agent, may subject a Fund to many of the same risks associated with direct cybersecurity breaches and adversely impact the Fund. For instance, cyber-attacks may impact a Fund's ability to calculate its NAV, cause the release of confidential business information, impede trading, cause a Fund to incur additional compliance costs associated with corrective measures, subject a Fund to regulatory fines or other financial losses, and/or cause reputational damage to a Fund. Cybersecurity breaches of market makers, Authorized Participants, or the issuers of securities in which a Fund invests could also have material adverse consequences on a Fund's business operations and cause financial losses for a Fund and its shareholders. While the Funds and their service providers have established business continuity plans and risk management systems designed to address cybersecurity risks, prevent cyber-attacks and mitigate the impact of cybersecurity breaches, there are inherent limitations on such plans and systems. In addition, the Funds have no control over the cybersecurity protections put in place by their service providers or any other third parties whose operations may affect the Funds or their shareholders.

Derivatives Risk

Derivatives are financial instruments that derive their performance from an underlying reference asset, such as a commodity, index, interest rate or currency exchange rate. Derivatives are subject to a number of risks described elsewhere in this Prospectus, such as market risk and issuer-specific risk. They also involve the risk that changes in the value of the derivative may not correlate perfectly with the underlying asset, rate or index, or that the counterparty to a derivative contract might default on its obligations. Derivatives can be volatile and may be less liquid than other securities. As a result, the value of an investment in a Fund may change quickly and without warning, and you may lose money. Derivatives include forward currency contracts and futures contracts.

Forward Currency Contracts

A forward currency contract is an agreement to buy or sell a specific currency at a future date at a price set at the time of the contract. A non-deliverable forward currency contract is a contract where there is no physical settlement of two currencies at maturity. Rather, based on the movement of the currencies, a net cash settlement will be made by one party to the other. The risks of forward currency contracts include but are not limited to the risk that the counterparty will default on its obligations.

Futures Contracts

A futures contract may generally be described as an agreement for the future sale by one party and the purchase by another of a specified security or instrument at a specified price and time. A currency futures contract is a contract to exchange one currency for another at a specified date in the future at an agreed upon exchange rate. The risks of futures contracts include but are not limited to: (1) the success of the adviser's and sub-adviser's ability to predict movements in the prices of individual currencies or securities, fluctuations in markets and movements in interest rates; (2) an imperfect or no correlation between the changes in market value of the currencies or securities and the prices of futures contracts; and (3) no guarantee that an active market will exist for the contracts at any particular time.

Foreign Securities Risk

Investments in non-U.S. securities and instruments involve political, regulatory, and economic risks that may not be present in U.S. securities. For example, investments in non-U.S. securities may be subject to risk of loss due to foreign currency fluctuations, political or economic instability, or geographic events that adversely impact issuers of foreign securities. There may be less information publicly available about a non-U.S. issuer than a U.S. issuer. Non-U.S. issuers may be subject to different accounting, auditing, financial reporting and investor protection standards than U.S. issuers. Investments in non-U.S. securities may be subject to withholding or other taxes and may be subject to additional trading, settlement, custodial, and operational risks. With respect to certain countries, there is the possibility of government intervention and expropriation or nationalization of assets. Because legal systems differ, there is also the possibility that it will be difficult to obtain or enforce legal judgments in certain countries. Since foreign exchanges may be open on days when a Fund does not price its shares, the value of the securities in a Fund's portfolio may change on days when shareholders will not be able to purchase or sell a Fund's shares. Conversely, Fund shares may trade on days when foreign exchanges are closed. Each of these factors can make investments in a Fund more volatile and potentially less liquid than other types of investments and may be heightened in connection with investments in developing or emerging markets countries. Foreign securities also include American Depositary Receipts ("ADRs"), which are U.S. dollar-denominated receipts representing shares of foreign-based corporations. ADRs are issued by U.S. banks or trust companies and entitle the holder to all dividends and capital gains that are paid out on the underlying foreign shares. Global Depositary Receipts ("GDRs"), which are similar to ADRs, represent shares of foreign-based corporations and are generally issued by international banks in one or more markets around the world. Investments in ADRs and GDRs may be less liquid and more volatile than underlying shares in their primary trading markets.

Geographic Investment Risk

To the extent that a Fund invests a significant portion of its assets in the securities of companies of a single country or region, it is more likely to be impacted by events or conditions affecting that country or region. For example, political and economic conditions and changes in regulatory, tax, or economic policy in a country could significantly affect the market in that country and in surrounding or related countries and have a negative impact on the Fund's performance. Currency developments or restrictions, political and social instability, and changing economic conditions have resulted in significant market volatility.

Emerging Markets Risk

Investments in securities and instruments traded in developing or emerging markets, or that provide exposure to such securities or markets, can involve additional risks relating to political, economic, or regulatory conditions not associated with investments in U.S. securities and instruments or investments in more developed international markets. For example, emerging markets may be subject to (i) greater market volatility, (ii) lower trading volume and liquidity, (iii) greater social, political and economic uncertainty, (iv) governmental controls on foreign investments, market manipulation concerns, and limitations on repatriation of invested capital, (v) lower disclosure, corporate governance, accounting, auditing, financial reporting and recordkeeping standards, (vi) fewer protections of property rights, (vii) limited investor rights and legal or practical remedies available to the Fund against portfolio companies, (viii) restrictions on the transfer of securities or currency or payment of dividends and (ix) settlement and trading practices that differ from U.S. markets. Each of these factors may impact a Fund's ability to buy, sell, transfer, receive, deliver or otherwise

obtain exposure to, emerging market securities or currency, negatively impact the value and/or liquidity of such instruments, adversely affect the trading market and price for shares of the Fund and cause a Fund to decline in value. The volatility of emerging markets may be heightened by the actions (such as significant buying and selling) of a few major investors. For example, substantial increases or decreases in cash flows of funds investing in these markets could significantly affect local securities' prices and cause Fund share prices to decline. For these and other reasons, investments in emerging markets are often considered speculative.

Investments in China

Although the Chinese economy has grown rapidly during recent years and the Chinese government has implemented significant economic reforms to liberalize trade policy, promote foreign investment, and reduce government control of the economy, there can be no guarantee that economic growth or these reforms will continue. Economic liberalization in China may also result in disparities of wealth that lead to social disorder, including violence and labor unrest. The Chinese economy may also experience slower growth if global or domestic demand for Chinese goods decreases significantly and/or key trading partners apply trade tariffs or implement other protectionist measures. The Chinese economy is also susceptible to rising rates of inflation, economic recession, market inefficiency, volatility, and pricing anomalies that may be connected to governmental influence, a lack of publicly-available information and/or political and social instability. Strained relationships with neighboring countries, including any military conflicts in response to such confrontations, may negatively impact China's economic development and destabilize the region. The government of China maintains strict currency controls in order to achieve economic, trade and political objectives and regularly intervenes in the currency market. The Chinese government places strict regulation on the Renminbi and Hong Kong dollar and manages the Renminbi and Hong Kong dollar so that they have historically traded in a tight range relative to the U.S. dollar. The Chinese government has been under pressure to manage the currency in a less restrictive fashion so that it is less correlated to the U.S. dollar. It is expected that such action would increase the value of the Renminbi and the Hong Kong dollar relative to the U.S. dollar. Of course, there can be no guarantee that this will occur, or that the Renminbi or the Hong Kong dollar will move in relation to the U.S. dollar as expected. The Chinese government also plays a major role in the country's economic policies regarding foreign investments. Foreign investors are subject to the risk of loss from expropriation or nationalization of their investment assets and property, governmental restrictions on foreign investments and the repatriation of capital invested. China's authoritarian government has also used force in the past to suppress civil dissent, and China's foreign and domestic policies remain in conflict with those of Hong Kong as well as nationalist and religious groups in Xinjiang and Tibet. These and other factors could have a negative impact on the Chinese economy as a whole.

Investments in Asia and the Pacific Region

While certain economies in this region are exemplars of growth and development, others have been and continue to be subject, to some extent, to over-extension of credit, currency devaluations and restrictions, high unemployment, high inflation, decreased exports, and economic recessions. Each of these factors may impact the ability of a Fund to buy, sell or otherwise transfer securities, adversely affect the trading market and price for Fund shares and cause Fund shares to decline in value.

Investments in Europe

Most developed countries in Western Europe are members of the European Union ("EU"), many are also members of the European Economic and Monetary Union ("EMU"), and most EMU members are part of the euro zone, a group of EMU countries that share the euro as their common currency. Members of the EMU must comply with restrictions on inflation rates, deficits, debt levels, and fiscal and monetary controls. The implementation of any of these EMU restrictions or controls, as well as any of the following events in Europe, may have a significant impact on the economies of some or all European countries: (i) the default or threat of default by an EU member country on its sovereign debt, (ii) economic recession in an EU member country, (iii) changes in EU or governmental regulations on trade, (iv) substantial changes in currency exchange rates of the euro, the British pound, and other European currencies, (v) significant changes in the supply and demand for European imports or exports, and (vi) high unemployment rates.

Effective January 1, 2021, the United Kingdom left the EU single market and customs union ("Brexit") under the terms of a new trade agreement. The trade agreement governs the relationship between the United Kingdom and EU with respect to trading goods and services, but critical aspects of the relationship remain unresolved and subject to further negotiation and agreement. Brexit may also impact markets of the United Kingdom and the EU, as well as global markets, should it lead to the creation of divergent national laws and regulations that produce new legal regimes and unpredictable tax consequences. As a result of the uncertain consequences of Brexit, the economies of the United Kingdom and Europe as well as the broader global

economy could be significantly impacted, which may result in increased volatility and illiquidity, and potentially lower economic growth on markets in the United Kingdom, Europe and globally. Any or all of these consequences could potentially have an adverse effect on the value of the Fund's investments.

Investments in Germany

Germany is a member of the EMU. EMU member countries share coordinated economic policies and a common currency. Members of the EMU must comply with restrictions on inflation rates, deficits, debt levels, and fiscal and monetary controls. The implementation of any such restrictions or controls, the default of an EU member country on its sovereign debt, significant fluctuations in the euro's exchange rate, or a change in EU or governmental trade regulations could each have a significant impact on the German economy as well as the economies of some or all European countries. In addition, challenges related to the rebuilding of infrastructure and unemployment in the former area of East Germany may also impact the economy of Germany. These and other factors, including the potential consequences of the withdrawal of the United Kingdom from the EU, as described above, could have a negative impact on the Fund's performance.

Investments in Hong Kong

Investing in companies organized or traded in Hong Kong involves special considerations not typically associated with investing in countries with more democratic governments or more established economies or securities markets. China is Hong Kong's largest trading partner, both in terms of exports and imports. Any changes in the Chinese economy, trade regulations or currency exchange rates may have an adverse impact on Hong Kong's economy. Other risks associated with investing in Hong Kong may include, but are not limited to: (i) the risk of nationalization or expropriation of assets or confiscatory taxation; (ii) greater social, economic and political uncertainty and unrest (including mass protests and the risk of war); (iii) dependency on exports and the corresponding importance of international trade; (iv) increasing competition from Asia's other low-cost emerging economies; (v) currency exchange rate fluctuations and the lack of available currency hedging instruments; (vi) higher rates of inflation; (vii) controls on foreign investment and limitations on repatriation of invested capital and on the Fund's ability to exchange local currencies for U.S. dollars; (viii) greater governmental involvement in and control over the economy and other political risks. Additionally, any fluctuation or shortage in the commodity markets could have a negative impact on the Hong Kong economy, which has few natural resources.

Investments in India

Political and economic conditions and changes in regulatory, tax, or economic policy in India could significantly affect the market in India and in surrounding or related countries and could have a negative impact on Funds that invest in India. The Indian economy may differ favorably or unfavorably from the U.S. economy in such respects as the rate of growth of gross domestic product, the rate of inflation, capital reinvestment, resource self-sufficiency and balance of payments position. The Indian government has exercised and continues to exercise significant influence over many aspects of the economy, and the number of public sector enterprises in India is substantial. Accordingly, Indian government actions in the future could have a significant effect on the Indian economy.

Despite recent downturns, the Indian economy has experienced generally sustained growth during the last several years. There are no guarantees this will continue. While the Indian government has implemented economic structural reforms with the objective of liberalizing India's exchange and trade policies, reducing the fiscal deficit, controlling inflation, promoting a sound monetary policy, reforming the financials sector, and placing greater reliance on market mechanisms to direct economic activity, there can be no assurance that these policies will continue or that the economic recovery will be sustained. Religious and border disputes persist in India. In addition, India has experienced civil unrest and hostilities with neighboring countries such as Pakistan. The Indian government has confronted separatist movements in several Indian states. Investment and repatriation restrictions and tax laws in India may impact the ability of a Fund to track its index.

Investments in Japan

Economic growth in Japan is heavily dependent on international trade, government support, and consistent government policy supporting its export market. Slowdowns in the economies of key trading partners such as the United States, China and countries in Southeast Asia could have a negative impact on the Japanese economy as a whole. Trade tariffs and other protectionist measures could also have an adverse impact on the Japanese export market. The Japanese economy has in the past been negatively affected by, among other factors, government intervention and protectionism and an unstable financial services sector. While the Japanese economy has recently emerged from a prolonged economic downturn, some of these factors, as well as other adverse political developments, increases in government debt, changes to fiscal, monetary or trade

policies, escalating political tension in the region, or other events, such as natural disasters, could have a negative impact on Japanese securities.

Investments in Taiwan

The economy of Taiwan is heavily dependent on exports. Currency fluctuations, increasing competition from Asia's other emerging economies, and conditions that weaken demand for Taiwan's export products worldwide could have a negative impact on the Taiwanese economy as a whole. Concerns over Taiwan's history of political contention and its current relationship with China may also have a significant impact on the economy of Taiwan.

Investments in the United Kingdom

The United Kingdom has one of the largest economies in Europe and trades heavily with other European countries and the United States. The economy of the United Kingdom may be impacted by changes to the economic health of other European countries and the United States. The United Kingdom also relies heavily on the export of financial services. Accordingly, a slowdown in the financial services sector may have an adverse impact on the United Kingdom's economy. The United Kingdom formally exited from the EU on January 31, 2020. For more information about "Brexit" and the associated risks, see the above description of "Investments in Europe."

Geopolitical Risk

Some countries and regions in which the Funds invest have experienced security concerns, war, threats of war, aggression and/or conflict, terrorism, economic uncertainty, sanctions or the threat of sanctions, natural and environmental disasters, the spread of infectious illness, widespread disease or other public health issues and/or systemic market dislocations (including due to events outside of such countries or regions) that have led, and in the future may lead, to increased short-term market volatility and may have adverse long-term effects on the U.S. and world economies and markets generally. Such geopolitical and other events may also disrupt securities markets and, during such market disruptions, a Fund's exposure to the other risks described herein will likely increase. For example, a market disruption may adversely affect the orderly functioning of the securities markets. Each of the foregoing may negatively impact the Fund's investments.

Hedging Risk

Derivatives used by the Fund to offset its exposure to foreign currencies represented in the Index may not perform as intended. When a derivative is used as a hedge against a position that the Fund holds, any loss generated by the derivative generally should be substantially offset by gains on the hedged investment, and vice versa. While hedging can reduce or eliminate losses, it can also reduce or eliminate gains. Hedges are sometimes subject to imperfect matching between the hedging transaction and the risk sought to be hedged. Since the derivatives used by the Fund to offset foreign currency exposure are generally reset on a monthly basis, currency risk can develop intra-month. There can be no assurance that the Fund's hedging transactions will be effective. The Fund does not attempt to mitigate other factors which may have a greater impact on the Fund's equity holdings and its performance than currency exposure. The value of an investment in the Fund could be significantly and negatively impacted if foreign currencies represented in the Index appreciate at the same time that the value of the Fund's equity holdings fall.

Index and Data Risk

The Funds that employ a "passive management" – or indexing – investment approach are not "actively" managed and seek to track the price and yield performance, before fees and expenses, of the applicable Index. The Index Provider has the right to make adjustments to the Indexes or to cease making the Indexes available without regard to the particular interests of the Funds or the Funds' shareholders. While the Index Provider provides a rules-based methodology that describes what each Index is designed to achieve within a particular set of rules, neither the Index Provider, its agents nor data providers provide any warranty or accept any liability in relation to the quality, accuracy or completeness of the applicable Index, its calculation, valuation or its related data, and they do not guarantee that the applicable Index will be in line with the Index Provider's methodology, regardless of whether or not the Index Provider is affiliated with the Adviser. The composition of the Index is dependent on data from one or more third parties and/or the application of such data within the rules of the Index methodology, which may be based on assumptions or estimates. If the computers or other facilities of the Index Provider, Index calculation agent, data providers and/or relevant stock exchange malfunction for any reason, calculation and dissemination of Index values may be delayed and trading in Fund shares may be suspended for a period of time. Errors in Index data, Index computations and/or the construction of the Indexes may occur from time to time and may not be identified and/or corrected by the Index Provider, Index calculation agent or other applicable party for a period of time or at all, which may have an adverse impact on the Funds and their shareholders. The potential risk of

continuing error may be particularly heightened in the case of the Indexes, which are not used as benchmarks by other funds or managers. Any of the foregoing may lead to the inclusion of securities in an Index, exclusion of securities from an Index or the weighting of securities in an Index that would have been different had data or other information been correct or complete, which may lead to a different investment outcome than would have been the case had such events not occurred. The Adviser, through the Sub-Adviser, seeks to manage each Fund to correspond to the applicable Index provided by the Index Provider. Consequently, losses or costs associated with an Index's errors or other risks described above will generally be borne by the Funds and their shareholders and neither the Adviser nor its affiliates or agents make any representations or warranties regarding the foregoing.

Investment Risk

As with all investments, an investment in a Fund is subject to loss. Investors in a Fund could lose money, including the possible loss of the entire principal amount of an investment, over short or long periods of time. An investment in a Fund is not a bank deposit and it is not insured or guaranteed by the Federal Deposit Insurance Corporation or any other government agency.

Investment Style Risk

Each Fund (except the Active Funds) invests in the securities included in, or representative of, its Index regardless of their investment merit. The Funds do not attempt to outperform their Indexes or take defensive positions in declining markets. As a result, each Index Fund's performance may be adversely affected by a general decline in the market segments relating to its Index. The returns from the types of securities in which a Fund invests may underperform returns from the various general securities markets or different asset classes. This may cause a Fund to underperform other investment vehicles that invest in different asset classes. Different types of securities (for example, large-, mid- and small-capitalization stocks) tend to go through cycles of doing better – or worse – than the general securities markets. In the past, these periods have lasted for as long as several years.

Dividend Paying Securities Risk

Securities that pay dividends, as a group, may be out of favor with the market and underperform the overall equity market or stocks of companies that do not pay dividends. In addition, changes in the dividend policies of the companies held by a Fund (which may be due to forces outside of a company's control, such as political, social or other pressures) or the capital resources available for such company's dividend payments may adversely affect the Fund. In the event a company reduces or eliminates its dividend, a Fund may not only lose the dividend payout but the stock price of the company may also fall.

Growth Investing Risk

Growth stocks, as a group, may be out of favor with the market and underperform value stocks or the overall equity market. Growth stocks generally are priced higher than non-growth stocks, in relation to the issuer's earnings and other measures, because investors believe they have greater growth potential, but there is no guarantee that their growth potential will be realized. Growth stocks are generally more sensitive to market movements than other types of stocks primarily because their prices are based heavily on future expectations. If investors believe an issuing company's future earnings expectations will not be met, growth stock prices can decline rapidly and significantly. An investment in growth stocks may also be susceptible to rapid price swings during periods of economic uncertainty.

Issuer-Specific Risk

Changes in the actual or perceived financial condition of an issuer or counterparty, changes in specific economic or political conditions that affect a particular type of security or issuer, and changes in general economic or political conditions can affect a security's or instrument's value. The value of securities of smaller, less well-known issuers can be more volatile than that of larger issuers. Issuer-specific events can have a negative impact on the value of a Fund.

Market Risk

The trading prices of equity securities and other instruments fluctuate in response to a variety of factors. These factors include events impacting the entire market or specific market segments, such as political, market and economic developments, including, but not limited to, changes in interest rates, government regulation, and the outlook for economic growth or recession, as well as events that impact specific issuers, such as changes to an issuer's actual or perceived creditworthiness. A Fund's NAV and market price, like security and commodity prices generally, may fluctuate significantly in response to these and other factors. As a result, an investor could lose money over short or long periods of time.

Recent Events

The respiratory disease caused by a novel coronavirus (COVID-19) has spread globally for over a year, resulting in a global pandemic and major disruption to economies and markets around the world, including the United States. During this time, financial markets have experienced extreme volatility and severe losses, and trading in many instruments has been disrupted or suspended. Liquidity for many instruments has been greatly reduced for periods of time. Some interest rates are very low and in some cases yields are negative. Some sectors of the economy and individual issuers have experienced particularly large losses. Governments and central banks, including the Federal Reserve in the U.S., have taken extraordinary and unprecedented actions to support local and global economies and the financial markets. The impact of these measures, and whether they will be effective to mitigate the economic and market disruption, will not be known for some time. In recent months, however, the rapid COVID-19 vaccination rollout in the United States and certain other developed countries, coupled with the passage of stimulus programs in the U.S. and abroad, have resulted in the re-opening of businesses, a reduction in quarantine and masking requirements, increased consumer demand, and the resumption of certain in-person schooling, travel and events. Despite these positive trends, the prevalence of new COVID-19 variants, a failure to achieve herd immunity, or other unforeseen circumstances may result in the continued spread of the virus throughout unvaccinated populations or a resurgence in infections among vaccinated individuals. As a result, it remains unclear if recent positive trends will continue in developed markets and whether such trends will spread world-wide to countries with limited access to vaccines that are still experiencing rising COVID-19 cases, hospitalizations and deaths.

Market Capitalization Risk

Large-Capitalization Investing

Securities of large-capitalization companies may underperform securities of smaller companies or the market as a whole. The securities of large-capitalization companies may be relatively mature compared to smaller companies and therefore subject to slower growth during times of economic expansion. Large-capitalization companies may also be unable to respond quickly to new competitive challenges, such as changes in technology and consumer tastes.

Mid-Capitalization Investing

The securities of mid-capitalization companies may be more vulnerable to adverse issuer, market, political, or economic developments than securities of large-capitalization companies, but mid-capitalization companies may also underperform the securities of small-capitalization companies because medium capitalization companies are more mature and are subject to slower growth during economic expansion. The securities of mid-capitalization companies generally trade in lower volumes and are subject to greater and more unpredictable price changes than large capitalization stocks or the stock market as a whole. Some medium capitalization companies have limited product lines, markets, financial resources, and management personnel and tend to concentrate on fewer geographical markets relative to large-capitalization companies.

Small-Capitalization Investing

The securities of small-capitalization companies may be more vulnerable to adverse issuer, market, political, or economic developments than securities of larger-capitalization companies. The securities of small-capitalization companies generally trade in lower volumes and are subject to greater and more unpredictable price changes than larger capitalization stocks or the stock market as a whole. Some small capitalization companies have limited product lines, markets, and financial and managerial resources and tend to concentrate on fewer geographical markets relative to larger capitalization companies. There is typically less publicly available information concerning smaller-capitalization companies than for larger, more established companies. Small-capitalization companies also may be particularly sensitive to changes in interest rates, government regulation, borrowing costs and earnings.

Models and Data Risk

The Active Funds are actively managed based upon the Adviser's quantitative model, which is heavily dependent on data from one or more third parties and may not perform as intended. If the computers or other facilities of the data providers malfunction for any reason, model calculation and dissemination may be delayed, and trading of Fund shares may be suspended for a period of time. Errors in the model data, calculations and/or the construction of the model may occur from time to time and may not be identified and/or corrected by the Adviser or other applicable party for a period of time or at all, which may have an adverse impact on a Fund and its shareholders. The potential risk of continuing error may be particularly heightened in the case of the model, which will likely not be used by other funds or managers.

Non-Correlation Risk

As with all index funds, the performance of an Index Fund and its Index may vary somewhat for a variety of reasons. For example, each Index Fund incurs operating expenses and portfolio transaction costs, while also managing cash flows and potential operational inefficiencies, not incurred by its Index. In addition, an Index Fund may not be fully invested in the securities of its Index at all times or may hold securities not included in its Index or may be subject to pricing differences, differences in the timing of dividend accruals, tax gains or losses, currency convertibility and repatriation, operational inefficiencies and the need to meet various new or existing regulatory requirements. For example, it may take several business days for additions and deletions to an Index to be reflected in the portfolio composition of an Index Fund. The use of sampling techniques may affect an Index Fund's ability to achieve close correlation with its Index. By using a representative sampling strategy, an Index Fund generally can be expected to have a greater non-correlation risk and this risk may be heightened during times of market volatility or other unusual market conditions. When markets are volatile, the ability to sell securities at fair value prices may be adversely impacted and may result in additional trading costs and/or increase the Index tracking risk.

Non-Diversification Risk

Each Fund is considered to be non-diversified. This means that each Fund may invest more of its assets in the securities of a single issuer or a smaller number of issuers than if it was a diversified fund. As a result, a Fund may be more exposed to the risks associated with and developments affecting an individual issuer or a smaller number of issuers than a fund that invests more widely. This may increase a Fund's volatility and cause the performance of a relatively smaller number of issuers to have a greater impact on a Fund's performance. However, each Fund intends to satisfy the asset diversification requirements under Subchapter M of the Internal Revenue Code of 1986, as amended, for qualification as a regulated investment company ("RIC"). See the "Taxes – Qualification as a Regulated Investment Company" section of the Statement of Additional Information ("SAI") for detail regarding the asset diversification requirements.

Portfolio Turnover Risk

Each of International Multifactor Fund's and Emerging Markets Multifactor Fund's investment strategy may result in a high portfolio turnover rate. Higher portfolio turnover may result in the Fund paying higher levels of transaction costs and the distribution of additional capital gains, which generate greater tax liabilities for shareholders. These factors may negatively affect the Fund's performance.

Sector Risks

Communication Services Sector Risk

The communication services sector consists of companies that facilitate communication and offer content and information through various types of media, such as telecom and media companies, and certain internet retailers and software companies. Telecom companies include wireless and fixed-line telecommunications service providers and companies that provide high-density data transmission services through high bandwidth or fiber-optic cable networks. Media companies include broadcasting corporations, cable and satellite companies, advertising and publishing companies, and movie and entertainment companies. Other companies in this sector either provide internet software and services, such as social media platforms, search engines, and on-line streaming services, or home entertainment software, such as video games and digital entertainment. The communication services sector is characterized by increasing competition and regulation by various regulatory authorities. Challenges facing companies in this sector include distressed cash flows due to the need to commit substantial capital to meet increasing competition, particularly in formulating new products and services using new technology, technological innovations that make existing products and services obsolete, and satisfying consumer demand. Further, while all companies are subject to cyber security threats, companies in the communication services sector may attract greater attention from hackers and be more susceptible to network security breaches and the theft of proprietary or customer information than other companies, which may have an adverse financial impact on companies in this sector.

Consumer Discretionary Sector Risk

The consumer discretionary sector includes, for example, automobile, textile and retail companies. This sector can be significantly affected by, among other things, changes in domestic and international economies, exchange and interest rates, worldwide demand, competition, consumers' disposable income levels, propensity to spend and consumer preferences, social trends, and marketing campaigns. Companies in the consumer discretionary sector have historically been characterized as relatively cyclical and therefore more volatile in times of change.

Consumer Staples Sector Risk

The consumer staples sector includes, for example, food and drug retail and companies whose primary lines of business are food, beverage and other household items, including agricultural products. This sector can be affected by, among other things, changes in price and availability of underlying commodities, rising energy prices and global economic conditions. Unlike the consumer discretionary sector, companies in the consumer staples sector have historically been characterized as non-cyclical in nature and therefore less volatile in times of change.

Financials Sector Risk

The financials sector includes, for example, banks and financial institutions providing mortgage and mortgage related services. This sector can be significantly affected by, among other things, changes in interest rates, government regulation, the rate of defaults on corporate, consumer and government debt, the availability and cost of capital, and fallout from the housing and sub-prime mortgage crisis. These factors and events have had, and may continue to have, a significant negative impact on the valuations and stock prices of companies in this sector and have increased the volatility of investments in this sector.

Health Care Sector Risk

The health care sector includes, for example, biotechnology, pharmaceutical, health care facilities, and health care equipment and supply companies. This sector can be significantly affected by, among other things, lapsing patent protection, technological developments that make drugs obsolete, government regulation, price controls, and approvals for drugs.

Industrials Sector Risk

The industrials sector includes, for example, aerospace and defense, non-residential construction, engineering, machinery, transportation, and commercial and professional services companies. This sector can be significantly affected by, among other things, business cycle fluctuations, worldwide economic growth, government and corporate spending, supply and demand for specific products and manufacturing, rapid technological developments, international political and economic developments, environmental issues, and tax and governmental regulatory policies. As the demand for, or prices of, industrials increase, the value of a Fund's investments generally would be expected to also increase. Conversely, declines in the demand for, or prices of, industrials generally would be expected to contribute to declines in the value of such securities. Such declines may occur quickly and without warning and may negatively impact the value of a Fund and your investment.

Information Technology Sector Risk

The information technology sector includes, for example, internet, semiconductor, software, hardware, and technology equipment companies. This sector can be significantly affected by, among other things, the supply and demand for specific products and services, the pace of technological development, and government regulation. Challenges facing companies in the information technology sector include distressed cash flows due to the need to commit substantial capital to meet increasing competition, particularly in formulating new products and services using new technology, technological innovations that make existing products and services obsolete, and satisfying consumer demand.

Materials Sector Risk

The basic materials sector includes, for example, metals and mining, chemicals and forest product companies. This sector can be significantly affected by, among other things, swift fluctuations in supply and demand for basic materials, commodity price volatility, world economic growth, depletion of natural resources and energy conservation, technological progress, and government regulations, including international political and economic developments, the environmental impact of energy and basic materials operations and tax and other governmental regulatory policies. As the demand for, or prices of, basic materials increase, the value of a Fund's investments generally would be expected to also increase. Conversely, declines in the demand for, or prices of, basic materials generally would be expected to contribute to declines in the value of such securities. Such declines may occur quickly and without warning and may negatively impact the value of a Fund and your investment.

Real Estate Sector Risk

REITs invest substantially all of their assets in real estate, trade like stocks and may qualify for special tax considerations. Investments in REITs subject a Fund to risks associated with the direct ownership of real estate. Market conditions or events affecting the overall market for real estate and REITs, such as declining property values or rising interest rates, could have a negative impact on the real estate market and the value of REITs in general. The real estate sector also includes real estate management and development companies. As the

demand for, or prices of, real estate increase, the value of a Fund's investments generally would be expected to also increase. Conversely, declines in the demand for, or prices of, real estate generally would be expected to contribute to declines in the value of the real estate market and REITs. Such declines may occur quickly and without warning and may negatively impact the value of a Fund and your investment.

Shares of the Funds May Trade at Prices Other Than NAV

As with all ETFs, Fund shares may be bought and sold in the secondary market at market prices. Although it is expected that the market price of the shares of a Fund will not materially differ from a Fund's NAV, there may be times when the market price and the NAV vary significantly, including due to timing reasons, perceptions about the NAV, supply and demand of a Fund's shares (including disruptions in the creation/redemption process), during periods of market volatility and/or other factors. Because securities held by the Funds trade on foreign exchanges that are closed when the Funds' primary listing exchange is open, there are likely to be deviations between the current price of an underlying security and the security's last quoted price from the closed foreign market. This may result in premiums and discounts that are greater than those experienced by domestic ETFs. Thus, you may pay more (or less) than NAV when you buy shares of a Fund in the secondary market, and you may receive more (or less) than NAV when you sell those shares in the secondary market. If an investor purchases Fund shares at a time when the market price is at a premium to the NAV of the Fund's shares or sells at a time when the market price is at a discount to the NAV of the Fund's shares, an investor may sustain losses. Additionally, in stressed market conditions, the market for a Fund's shares may become less liquid in response to deteriorating liquidity in the markets for the Fund's underlying portfolio holdings.

Stock Connect Risks

Quota limitations risk. Stock Connect is subject to daily quota limitations on investments, which may restrict the China ex-State-Owned Enterprises Fund's ability to invest in China A-Shares through Stock Connect on a timely basis, and the Fund may not be able to effectively pursue its investment policies. In addition, an investor cannot purchase and sell the same security on the same trading day, which may restrict the Fund's ability to invest in A-Shares through Stock Connect and to enter into or exit trades on a timely basis.

Suspension risk. SEHK, SSE and SZSE reserve the right to suspend trading if necessary to ensure an orderly and fair market and manage risks prudently which could adversely affect the Fund's ability to access the PRC market.

Differences in trading day. Stock Connect only operates on days when both the PRC and Hong Kong markets are open for trading and when banks in both markets are open on the corresponding settlement days. So it is possible that there are occasions when it is a normal trading day for the PRC market but Hong Kong investors (such as the Fund) cannot carry out any China A-Shares trading. The Fund may be subject to a risk of price fluctuations in China A-Shares during the time when Stock Connect is not trading as a result.

Restrictions on selling imposed by front-end monitoring. PRC regulations require that before an investor sells any share, there should be sufficient shares in the account; otherwise SSE or SZSE will reject the sell order concerned. SEHK will carry out pre-trade checking on China A-Shares sell orders of its participants (*i.e.*, the stock brokers) to ensure there is no over-selling.

Clearing settlement and custody risks. HKSCC and ChinaClear establish the clearing links and each is a participant of the other to facilitate clearing and settlement of cross-boundary trades. As the national central counterparty of the PRC's securities market, ChinaClear operates a comprehensive network of clearing, settlement and stock holding infrastructure. ChinaClear has established a risk management framework and measures that are approved and supervised by the CSRC. The chances of a ChinaClear default are considered to be remote.

Should the remote event of a ChinaClear default occur and ChinaClear be declared as a defaulter, HKSCC will, in good faith, seek recovery of the outstanding stocks and monies from ChinaClear through available legal channels or through ChinaClear's liquidation. In that event, the Fund may suffer a delay in the recovery process or may not be able to fully recover its losses from ChinaClear.

The China A-Shares traded through Stock Connect are issued in scriptless form, so investors, such as the Fund, will not hold any physical China A-Shares. Hong Kong and overseas investors, such as the Fund, who have acquired Mainland Securities through Northbound trading maintain the Mainland Securities with their brokers' or custodians' stock accounts with the Central Clearing and Settlement System operated by HKSCC for the clearing securities listed or traded on SEHK.

Nominee arrangements in holding China A-Shares. HKSCC is the “nominee holder” of the Mainland Securities acquired by overseas investors (including the Fund) through Stock Connect. The CSRC Stock Connect rules expressly provide that investors enjoy the rights and benefits of the Mainland Securities acquired through Stock Connect in accordance with applicable laws. The CSRC has clarified that (i) the concept of nominee shareholding is recognized in China, (ii) overseas investors shall hold Mainland Securities through HKSCC and are entitled to proprietary interests in such securities as shareholders, (iii) China law does not expressly provide for a beneficial owner under the nominee holding structure to bring legal proceedings, nor does it prohibit a beneficial owner from doing so, (iv) as long as certification issued by HKSCC is treated as lawful proof of a beneficial owner’s holding of Mainland Securities under the Hong Kong Special Administrative Region law, it would be fully respected by CSRC, and (v) as long as an overseas investor can provide evidential proof of direct interest as a beneficial owner, the investor may take legal actions in its own name in PRC courts. However, the courts in the PRC may consider that any nominee or custodian as registered holder of the Mainland Securities would have full ownership thereof, and even if the concept of beneficial owner is recognized under PRC law, those Mainland Securities would form part of the pool of assets of such entity available for distribution to creditors of such entities and/or that a beneficial owner may have no rights whatsoever in respect thereof. Consequently, neither a Fund nor its custodian can ensure that the Fund’s ownership of these securities or title thereto is assured.

Under the rules of the Central Clearing and Settlement System operated by HKSCC for the clearing of securities listed or traded on SEHK, HKSCC as nominee holder shall have no obligation to take any legal action or court proceeding to enforce any rights on behalf of the investors in respect of the Mainland Securities in the PRC or elsewhere. Therefore, although the Fund’s ownership may be ultimately recognized and the HKSCC confirmed that it is prepared to provide assistance to the beneficial owners of Mainland Securities where necessary, the Fund may suffer difficulties or delays in enforcing its rights in China A-Shares. Moreover, whether PRC courts will accept the legal action independently initiated by the overseas investor with the certification of holding Mainland Securities issued by HKSCC has yet to be tested. To the extent that HKSCC is deemed to be performing safekeeping functions with respect to assets held through it, it should be noted that a Fund and its custodian will have no legal relationship with HKSCC and no direct legal recourse against HKSCC in the event that the Fund suffers losses resulting from the performance or insolvency of HKSCC.

China A-Share market suspension risks. Only certain A-Shares are eligible to be accessed through Stock Connect. Such securities may lose their eligibility at any time, in which case they could be sold but could no longer be purchased through Stock Connect. China A-Shares may only be bought or sold where the relevant A-Shares are traded on the SSE or the SZSE, as appropriate. Given that the A-Share market is considered volatile and unstable (with the risk of suspension of a particular stock, and/or the whole market, and/or government intervention), the subscription and redemption of shares may also be disrupted. An Authorized Participant is unlikely to redeem or subscribe shares if it considers that A-Shares may not be available.

Investor compensation. Investments of the Fund through Northbound trading via Stock Connect will not be covered by Hong Kong’s Investor Compensation Fund. Hong Kong’s Investor Compensation Fund is established to pay compensation to investors of any nationality who suffer pecuniary losses as a result of default of a licensed intermediary or authorized financial institution in relation to exchange-traded products in Hong Kong.

Since default matters in Northbound trading via Stock Connect do not involve products listed or traded in SEHK or Hong Kong Futures Exchange Limited, they will not be covered by the Investor Compensation Fund. Further, since the Fund is carrying out Northbound trading through securities brokers in Hong Kong but not PRC brokers, it is also not protected by the China Securities Investor Protection Fund in the PRC.

Trading costs. In addition to paying trading fees and stamp duties in connection with China A-Share trading, the Fund may be subject to new portfolio fees, dividend tax and tax concerned with income arising from stock transfers which are yet to be determined by the relevant authorities.

Operational risk. Stock Connect provides a new channel for investors from Hong Kong and overseas, such as the Fund, to access the China stock market directly. Stock Connect is premised on the functioning of the operational systems of the relevant market participants. Market participants are able to participate in this program subject to meeting certain information technology capability, risk management and other requirements as may be specified by the relevant exchange and/or clearing house.

The securities regimes and legal systems of the two markets differ significantly and in order for the trial program to operate, market participants may need to address issues arising from the differences on an on-going basis. Further, the “connectivity” in Stock Connect program requires routing of orders across the border. This has and will continue to require the development of new information technology systems on the part of the SEHK and exchange participants. There is no assurance that the systems of the SEHK and market participants will function properly or will continue to be adapted to changes and developments in both markets. In the event that the relevant systems failed to function properly, trading in both markets through the program could be disrupted. The Fund’s ability to access the China A-Share market (and hence to pursue their investment strategy) will be adversely affected.

Regulatory risk. The CSRC Stock Connect rules are departmental regulations having legal effect in the PRC. However, the application of such rules is untested, and there is no assurance that PRC courts will recognize such rules, *e.g.*, in liquidation proceedings of PRC companies.

Stock Connect is novel in nature and is subject to regulations promulgated by regulatory authorities and implementation rules made by the stock exchanges in the PRC and Hong Kong. Further, new regulations may be promulgated from time to time by the regulators in connection with operations and cross-border legal enforcement in connection with cross-border trades through Stock Connect.

The regulations are untested so far and there is no certainty as to how they will be applied. Moreover, the current regulations are subject to change. There can be no assurance that Stock Connect will not be abolished. The Fund, which may invest in the PRC markets through Stock Connect, may be adversely affected as a result of such changes.

Tax Risk in China

Uncertainties in PRC tax rules governing taxation of income and gains from investments in A-Shares could result in unexpected tax liabilities for the China ex-State-Owned Enterprises Fund. The Fund’s investments in securities, including A-Shares, issued by PRC companies may cause the Fund to become subject to withholding and other taxes imposed by the PRC.

If the Fund were considered to be a tax resident of the PRC, it would be subject to PRC corporate income tax at the rate of 25% on its worldwide taxable income. If the Fund were considered to be a non-resident enterprise with a “permanent establishment” in the PRC, it would be subject to PRC corporate income tax of 25% on the profits attributable to the permanent establishment. The Adviser and Sub-Adviser intend to operate the Fund in a manner that will prevent it from being treated as a tax resident of the PRC and from having a permanent establishment in the PRC. It is possible, however, that the PRC could disagree with that conclusion or that changes in PRC tax law could affect the PRC corporate income tax status of the Fund.

The PRC generally imposes withholding income tax at a rate of 10% on dividends, premiums, interest and capital gains originating in the PRC and paid to a company that is not a resident of the PRC for tax purposes and that has no permanent establishment in China. The withholding is in general made by the relevant PRC tax resident company making such payments. In the event the relevant PRC tax resident company fails to withhold the relevant PRC withholding income tax or otherwise fails to pay the relevant withholding income tax to the PRC tax authorities, the competent PRC tax authorities may, at their sole discretion, impose tax obligations on the Fund.

The Ministry of Finance of the PRC, the State Administration of Taxation of the PRC and the CSRC (collectively, the “PRC Tax Authorities”) issued the “Notice on the Pilot Program of Shanghai-Hong Kong Stock Connect” Caishui [2014] No.81 (Notice 81), on October 31, 2014, which states that the capital gain from disposal of A-Shares by foreign investors enterprises via the Shanghai-Hong Kong Stock Connect program will be temporarily exempt from withholding income tax. Notice 81 also states that the dividends derived from A-Shares by foreign investor enterprises is subject to 10% withholding income tax.

The PRC Tax Authorities issued the “Notice on the Pilot Program of Shenzhen-Hong Kong Stock Connect” Caishui [2016] No.127 (Notice 127)” on November 5, 2016, which states that the capital gain from disposal of A-Shares by foreign investors enterprises via the Shenzhen-Hong Kong Stock Connect program will be temporarily exempt from withholding income tax. Notice 127 also states that the dividends derived from A-Shares by foreign investor enterprises is subject to 10% withholding income tax.

There is no indication of how long the temporary exemption will remain in effect and the Fund may be subject to such withholding income tax in the future. If, in the future, China begins applying tax rules regarding the taxation of income from investments through Stock Connect and/or begins collecting capital gains taxes on such

investments, the Fund could be subject to withholding income tax liability if the Fund determines that such liability cannot be reduced or eliminated by applicable tax treaties. The PRC Tax Authorities may, in the future, issue further guidance in this regard and with potential retrospective effect. The negative impact of any such tax liability on the Fund's return could be substantial.

In light of the uncertainty as to how gains or income that may be derived from the Fund's investments in the PRC will be taxed, the Fund reserves the right to provide for withholding tax on such gains or income and withhold tax for the account of the Fund. Withholding tax may already be withheld at a broker/custodian level. If the Fund expects such withholding tax on trading in A-Shares to be imposed, it reserves the right to establish a reserve for such tax. If the Fund establishes such a reserve but is not ultimately subject to the tax, shareholders who redeemed or sold their shares while the reserve was in place will effectively bear the tax and may not benefit from the later release, if any, of the reserve. Conversely, if the Fund does not establish such a reserve but ultimately is subject to the tax, shareholders who redeemed or sold their shares prior to the tax being withheld, reserved or paid will have effectively avoided the tax, even if they benefited from the trading that precipitated the Fund's payment of it. Investors should note that such provision may be excessive or inadequate to meet actual withholding tax liabilities (which could include interest and penalties) on the Fund's investments. As a result, investors may be advantaged or disadvantaged depending on the final rules of the relevant PRC tax authorities.

Any tax provision, if made, will be reflected in the NAV of the Fund at the time of debit or release of such provision and thus will impact shares which remain in the Fund at the time of debit or release of such provision. If the actual applicable tax levied by PRC tax authorities is greater than that provided for by the Fund so that there is a shortfall in the tax provision amount, investors should note that the NAV of the Fund may suffer more than the tax provision amount as the Fund will ultimately have to bear the additional tax liabilities. In this case, the then-existing and subsequent investors will be disadvantaged. On the other hand, if the actual applicable tax levied by PRC tax authorities is less than that provided for by the Fund so that there is an excess in the tax provision amount, investors who have redeemed Fund shares before the PRC tax authorities' ruling, decision or guidance in this respect will be disadvantaged as they would have borne the loss from the Fund's overprovision. In this case, the then-existing and subsequent investors may benefit if the difference between the tax provision and the actual taxation liability can be returned to the account of the Fund as assets thereof. In case of having excess in the tax provision amount (for example, the actual applicable tax levied by PRC tax authorities is less than the tax provision amount or due to a change in provisioning by the Fund), such excess shall be treated as property of the Fund and investors who have already transferred or redeemed their shares in the Fund will not be entitled or have any right to claim any part of the amount representing the excess.

Stamp duty under the PRC laws generally applies to the execution and receipt of taxable documents, which include contracts for the sale of A-Shares traded on PRC stock exchanges. In the case of such contracts, the stamp duty is currently imposed on the seller but not on the purchaser, at the rate of 0.1%. While overseas investors currently are exempt from value added taxes (currently at the rate of 6%) on capital gains derived from trading of A-Shares through Stock Connect, the PRC tax rules could be changed which could result in unexpected tax liabilities for the Fund. In addition, urban maintenance and construction tax (currently at rates ranging from 1% to 7%), educational surcharge (currently at the rate of 3%) and local educational surcharge (currently at the rate of 2%) (collectively, the "surtaxes") are imposed based on value added tax liabilities, so if the Fund were liable for value added tax it would also be required to pay the applicable surtaxes.

The PRC rules for taxation of Stock Connect are evolving and certain of the tax regulations to be issued by the PRC State Administration of Taxation and/or PRC SAFE to clarify the subject matter may apply retrospectively, even if such rules are adverse to the Fund and its investors. The imposition of such taxes, particularly on a retrospective basis, could have a material adverse effect on the Fund's returns. Before further guidance is issued and is well established in the administrative practice of the PRC tax authorities, the practices of the PRC tax authorities that collect PRC taxes relevant to the Fund may differ from, or be applied in a manner inconsistent with, the practices with respect to the analogous investments described herein or any further guidance that may be issued. The value of the Fund's investment in the PRC and the amount of its income and gains could be adversely affected by an increase in tax rates or change in the taxation basis.

The above information is only a general summary of the potential PRC tax consequences that may be imposed on the Fund and its investors either directly or indirectly and should not be taken as a definitive, authoritative or comprehensive statement of the relevant matter. Investors should seek their own tax advice on their tax position with regard to their investment in the Fund.

The PRC government has implemented a number of tax reform policies in recent years. The current tax laws and regulations may be revised or amended in the future. Any revision or amendment in tax laws and regulations may affect the after-taxation profit of PRC companies and foreign investors in such companies, such as the Fund.

Technology Platform Company Risk

Technology platform companies have significant exposure to consumers and businesses (including small businesses as consumers). A failure to attract and retain a substantial number of such users to a company's products, services, content or technology or to develop products, services, content or technologies that evolve with user tastes and preferences could adversely affect operating results. The adoption of new internet, networking, telecommunications technologies, or other technological changes could require substantial expenditures by a technology platform company to modify or adapt its products, services, content or infrastructure, which could have a material adverse effect on such company's business. Technology platform companies typically face intense competition and potentially rapid product obsolescence, and the research and development of new, technologically advanced products is a complex and uncertain process requiring high levels of innovation and investment, as well as the accurate anticipation of technology, market trends and consumer needs, which a company may not successfully achieve. In addition, many technology platform companies store sensitive consumer information and could be the target of cybersecurity attacks and other types of theft, which could have a negative impact on these companies. Concerns regarding a company's products, services or processes that may compromise the privacy of users or other privacy related matters, even if unfounded, could damage a company's reputation and adversely affect operating results. Many technology platform companies currently operate under less regulatory scrutiny than traditional financial services companies and banks, but there is significant risk that regulatory oversight could increase in the future. Higher levels of regulation could increase costs and adversely impact the current business models of some technology platform companies. These companies could be negatively impacted by a general deterioration in economic conditions, disruptions in service caused by hardware or software failure, or by interruptions or delays in service by third-party data center hosting facilities and maintenance providers. Technology platform companies, especially smaller companies, tend to be more volatile than companies that do not rely heavily on technology. The customers and/or suppliers of technology platform companies may be concentrated in a particular country, region or industry. Any adverse event affecting one of these countries, regions or industries could have a negative impact on technology platform companies. A technology platform company may not currently derive any revenue, and there is no assurance that any such company will derive any revenue from innovative technologies in the future.

Additional Non-Principal Risk Information

Trading. Although each Fund's shares are listed for trading on NYSE Arca, Inc., NASDAQ or Cboe BZX Exchange, Inc. (each a "Listing Exchange") and may be listed or traded on U.S. and non-U.S. stock exchanges other than the Listing Exchange, there can be no assurance that an active trading market for such shares will develop or be maintained. The trading market in a Fund's shares may become less liquid in response to deteriorating liquidity in the markets for a Fund's holdings or due to irregular trading activity in the markets. Trading in shares may be halted due to market conditions or for reasons that, in the view of the Listing Exchange, make trading in shares inadvisable. In addition, trading in shares on the Listing Exchange is subject to trading halts caused by extraordinary market volatility pursuant to Listing Exchange "circuit breaker" rules. There can be no assurance that the requirements of the Listing Exchange necessary to maintain the listing of a Fund will continue to be met or will remain unchanged or that Fund shares will trade with any volume, or at all, on any stock exchange.

Costs of Buying or Selling Shares. Investors buying or selling Fund shares in the secondary market will pay brokerage commissions or other charges imposed by brokers, as determined by that broker. Brokerage commissions are often a fixed amount and may be a significant proportional cost for investors seeking to buy or sell relatively small amounts of Fund shares. In addition, secondary market investors will also incur the cost of the difference between the price that an investor is willing to buy shares (the "bid" price) and the price at which an investor is willing to sell shares (the "ask" price). This difference in bid and ask prices is often referred to as the "spread" or "bid/ask spread." The bid/ask spread varies over time for shares based on trading volume and market liquidity (including for the underlying securities held by a Fund), and is generally lower if a Fund's shares have more trading volume and market liquidity and higher if a Fund's shares have little trading volume and market liquidity. Further, a relatively small investor base in a Fund, asset swings in a Fund and/or increased market volatility may cause increased bid/ask spreads. Shares of the Funds, similar to shares of other issuers listed on a stock exchange, may be sold short and are therefore subject to the risk of increased volatility associated with short selling. Due to the costs of buying or selling Fund shares, including bid/ask spreads, frequent trading of Fund shares may significantly reduce investment results and an investment in shares may not be advisable for investors who anticipate regularly making small investments.

Securities Lending. Although the Funds are indemnified by the Funds' lending agent for losses incurred in connection with a borrower's default with respect to a loan, the Funds bear the risk of loss of investing cash collateral and may be required to make payments to a borrower upon return of loaned securities if invested collateral has declined in value. Furthermore, because of the risks in delay of recovery, a Fund may lose the opportunity to sell the securities at a desirable price, and the Fund will generally not have the right to vote securities while they are being loaned. These events could also trigger negative tax consequences for a Fund.

Authorized Participants, Market Makers and Liquidity Providers Concentration Risk. The Funds have a limited number of financial institutions that may act as Authorized Participants ("APs"). In addition, there may be a limited number of market makers and/or liquidity providers in the marketplace. To the extent either of the following events occur, Fund shares may trade at a prolonged and material premium or discount to NAV (or not trade at all) and possibly face trading halts and/or delisting: (i) APs exit the business, have a business disruption (including through the types of disruptions described under "Cybersecurity Risk" and "Operational Risk") or otherwise become unable or unwilling to process creation and/or redemption orders and no other APs step forward to perform these services, or (ii) market makers and/or liquidity providers exit the business, have a business disruption (including through the types of disruptions described under "Cybersecurity Risk" and "Operational Risk") or significantly reduce their business activities and no other entities step forward to perform their functions.

This risk may be heightened for Funds that invest in markets that require foreign securities settlement and/or because APs may be required to post collateral in relation to securities settlement, which only certain APs may be able to do.

Operational Risk. The Funds and their service providers, including the Adviser, Sub-Adviser, administrator, custodian, and transfer agent, may experience disruptions that arise from human error, processing and communications errors, counterparty or third-party errors, technology or systems failures, any of which may have an adverse impact on the Funds. Although the Funds and their service providers seek to mitigate these operational risks through their internal controls and operational risk management processes, these measures may not identify or may be inadequate to address all such risks.

Portfolio Holdings Information

Information about each Fund's daily portfolio holdings, including the identities and quantities of such portfolio holdings, is available at www.wisdomtree.com. In addition, each Fund discloses its complete portfolio holdings as of the end of its fiscal year (March 31) and its second fiscal quarter (September 30) in its reports to shareholders. Each Fund files its complete portfolio holdings as of the end of its first and third fiscal quarters (June 30 and December 31, respectively) with the SEC in Part F of Form N-PORT no later than 60 days after the relevant fiscal period. You can find the SEC filings on the SEC's website, www.sec.gov, or by calling WisdomTree Trust at 1-866-909-WISE (9473). A summarized description of each Fund's policies and procedures with respect to the disclosure of each Fund's portfolio holdings is available in the SAI.

Management

Investment Adviser

As the investment adviser, WisdomTree Asset Management has overall responsibility for the general management and administration of the WisdomTree Trust (the “Trust”) and each of its separate investment portfolios called “Funds.” WisdomTree Asset Management is a registered investment adviser with offices located at 245 Park Avenue, 35th Floor, New York, New York 10167, and is a leader in ETF management. As of June 30, 2021, WisdomTree Asset Management had assets under management totaling approximately \$45.1 billion. WisdomTree Investments* is the parent company of WisdomTree Asset Management. WisdomTree Asset Management provides an investment program for each Fund. The Adviser provides proactive oversight of the Sub-Adviser, defined below, daily monitoring of the Sub-Adviser’s buying and selling of securities for each Fund, and regular review of the Sub-Adviser’s performance. In addition, the Adviser arranges for sub-advisory, transfer agency, custody, fund administration, securities lending, and all other non-distribution related services necessary for the Funds to operate.

* “WisdomTree” is a registered mark of WisdomTree Investments and has been licensed for use by the Trust. WisdomTree Investments has been issued a patent and has a patent application pending on the methodology and operation of its Indexes and the Funds.

For the fiscal year ended March 31, 2021, the Funds paid advisory fees to the Adviser, as a percentage of average daily net assets, in the amounts listed below.

Name of Fund	Management Fee
International Equity Fund	0.48%
International High Dividend Fund	0.58%
International LargeCap Dividend Fund	0.48%
International MidCap Dividend Fund	0.58%
International SmallCap Dividend Fund	0.58%
International Dividend ex-Financials Fund	0.58%
International Quality Dividend Growth Fund	0.42%
International Multifactor Fund	0.38%
Europe Quality Dividend Growth Fund	0.58%
Europe SmallCap Dividend Fund	0.58%
Japan SmallCap Dividend Fund	0.58%
Japan Hedged Equity Fund	0.48%
Japan Hedged SmallCap Equity Fund	0.58%
Europe Hedged Equity Fund	0.58%
Europe Hedged SmallCap Equity Fund	0.58%
Germany Hedged Equity Fund	0.48%
International Hedged Quality Dividend Growth Fund	0.58%
Global High Dividend Fund	0.58%
Global ex-U.S. Quality Dividend Growth Fund	0.58%
Global ex-U.S. Real Estate Fund	0.58%
Emerging Markets High Dividend Fund	0.63%
Emerging Markets SmallCap Dividend Fund	0.63%
Emerging Markets Quality Dividend Growth Fund	0.32%
Emerging Markets Multifactor Fund	0.48%
Emerging Markets ex-State-Owned Enterprises Fund	0.32%
India Earnings Fund	0.83%
China ex-State-Owned Enterprises Fund	0.32%
India ex-State-Owned Enterprises Fund	0.58%
Growth Leaders Fund	0.20%

Under the Investment Advisory Agreement for each Fund, WisdomTree Asset Management has agreed to pay generally all expenses of each Fund, subject to certain exceptions. For a detailed description of the Investment Advisory Agreement for each Fund, please see the “Management of the Trust” section of the SAI. Pursuant to a separate contractual arrangement, WisdomTree Asset Management arranges for the provision of chief compliance officer (“CCO”) services with respect to each Fund, and is liable and responsible for, and administers, payments to the CCO, the Independent Trustees and counsel to the Independent Trustees. WisdomTree Asset Management receives a fee of up to 0.0044% of each Fund’s average daily net assets for providing such services and paying such expenses. WisdomTree Asset Management provides CCO services to the Trust.

The basis for the Board of Trustees’ approval of the Funds’ Investment Advisory Agreements is available in the Trust’s Semi-Annual Report to Shareholders for the period ended September 30, 2020.

Sub-Adviser

Mellon Investments Corporation (the “Sub-Adviser”) is responsible for the day-to-day management of the Funds. The Sub-Adviser, a registered investment adviser, is a leading innovator in the investment industry and manages global quantitative-based investment strategies for institutional and private investors. Its principal office is located at One Boston Place, 201 Washington Street, Boston, Massachusetts 02108. As of June 30, 2021, the Sub-Adviser had assets under management totaling approximately \$673 billion. The Sub-Adviser is an independently operated indirect subsidiary of The Bank of New York Mellon Corporation, a publicly traded financial holding company. The Sub-Adviser chooses each Fund’s portfolio investments and places orders to buy and sell the portfolio investments. WisdomTree Asset Management pays the Sub-Adviser for providing sub-advisory services to the Funds.

The basis for the Board of Trustees’ approval of the Funds’ Investment Sub-Advisory Agreements is available in the Trust’s Semi-Annual Report to Shareholders for the period ended September 30, 2020.

WisdomTree Asset Management, as the investment adviser for the Funds, may hire one or more sub-advisers to oversee the day-to-day activities of the Funds. The sub-advisers are subject to oversight by WisdomTree Asset Management. WisdomTree Asset Management and the Trust have received an exemptive order from the SEC that permits WisdomTree Asset Management, with the approval of the Independent Trustees of the Trust, to retain unaffiliated investment sub-advisers for each Fund, without submitting the sub-advisory agreement to a vote of the Fund’s shareholders. The Trust will notify shareholders in the event of any change in the identity of such sub-adviser or sub-advisers. WisdomTree Asset Management has ultimate responsibility for the investment performance of the Funds due to its responsibility to oversee each sub-adviser and recommend their hiring, termination and replacement. WisdomTree Asset Management is not required to disclose fees paid to any sub-adviser retained pursuant to the order.

Portfolio Managers

Each Fund is managed by the Sub-Adviser’s Equity Index Strategies Portfolio Management team. The individual members of the team jointly and primarily responsible for the day-to-day management of the Funds’ portfolios are described below.

Ms. Marlene Walker-Smith, a Director, Head of Equity Index Portfolio Management, has been with the Sub-Adviser since 1995. Ms. Walker-Smith leads a team of portfolio managers covering domestic and international index portfolios, as well as corporate actions. Previously, she served as an equity index portfolio manager and equity trader for the Sub-Adviser. Prior to joining the firm, Ms. Walker-Smith was a trader for Banc One Investment Advisors Corporation and a brokerage services manager for Mid Atlantic Capital Corporation. She has been in the investment industry since 1990. Ms. Walker-Smith earned an MBA in finance from the University of Pittsburgh and a BA in history and Russian from Washington & Jefferson College.

Mr. David France, CFA, a Vice President, has been with the Sub-Adviser since 2009. Mr. France is a senior portfolio manager and team manager in the equity index portfolio management group. He manages and leads a team of portfolio managers responsible for US and non-US equity index portfolios. Prior to joining the firm, he was an investment advisor with PNC Wealth Management. Previously, he worked as an investment analyst with Greycourt, an independent advisory firm serving wealthy families and foundations, and before that he held various fixed income and equity support positions at T. Rowe Price. He has been in the investment industry since 1995. Mr. France earned an MS in finance from Loyola University Maryland and a BSBA in accounting from Duquesne University. He holds the CFA® designation and is a member of CFA Institute and CFA Society Pittsburgh.

Mr. Todd Frysinger, CFA, a Vice President, has been with the Sub-Adviser since 2007. Mr. Frysinger is a senior portfolio manager and team manager in the equity index portfolio management group. He manages and leads

a team of portfolio managers responsible for US and non-US equity index portfolios. Prior to joining the firm, Mr. Frysinger served as assistant portfolio manager for Mellon Financial Corporation's Corporate Treasury group, managing fixed income investment portfolios. He has been in the investment industry since 1996. Mr. Frysinger earned an MS in finance from Boston College and a BS in finance and management from Elizabethtown College. He holds the CFA® designation and is a member of CFA Institute and CFA Society Pittsburgh.

Ms. Vlasta Sheremeta, CFA, a Vice President, has been with the Sub-Adviser since 2011. Ms. Sheremeta is a senior portfolio manager and team manager in the equity index portfolio management group. She manages and leads a team of portfolio managers responsible for US and non-US equity index portfolios. Prior to joining the firm, she provided trade execution support to the FX trading desk at BNY Mellon. She has been in the investment industry since 2010. Ms. Sheremeta earned an MBA from Carnegie Mellon University and a BS in business administration from the University of Pittsburgh. She holds the CFA® designation and is a member of the CFA Institute and the CFA Society of Pittsburgh.

Mr. Michael Stoll, a Vice President, has been with the Sub-Adviser since 2005. Mr. Stoll is a senior portfolio manager and team manager in equity index portfolio management group. He manages and leads a team of portfolio managers responsible for US and non-US equity index portfolios. Prior to joining the firm, he was a senior manager in consulting engineering at Northgate Environmental Management. He has been in the investment industry since 2005. Mr. Stoll earned an MBA and an MS in geotechnical engineering from the University of California at Berkeley and a BS in civil engineering from the University of California at Irvine.

The Funds' SAI provides additional information about the Portfolio Managers' compensation, other accounts managed by the Portfolio Managers, and the Portfolio Managers' ownership of shares in the Funds.

Additional Information on Buying and Selling Fund Shares

Most investors will buy and sell shares of the Funds through broker-dealers at market prices. Shares of the Funds trade on the Listing Exchange and elsewhere during the trading day and can be bought and sold throughout the trading day like other shares of publicly traded securities. When buying or selling shares through a broker, most investors will incur customary brokerage commissions and charges and you may pay some or all of the spread between the bid and the offered prices in the secondary market for shares. Shares of the Funds trade under the trading symbols listed on the cover of this Prospectus.

Share Trading Prices

Transactions in Fund shares will be priced at NAV only if you are an institutional investor (*e.g.*, broker-dealer) that has signed an agreement with the Distributor (as defined below) and you thereafter purchase or redeem shares directly from a Fund in Creation Units. As with other types of securities, the trading prices of shares in the secondary market can be affected by market forces such as supply and demand, economic conditions and other factors. The price you pay or receive when you buy or sell your shares in the secondary market may be more or less than the NAV of such shares.

Determination of Net Asset Value

The NAV of each Fund's shares is calculated each day the national securities exchanges are open for trading as of the close of regular trading on the Listing Exchange, generally 4:00 p.m. New York time (the "NAV Calculation Time"). NAV per share is calculated by dividing a Fund's net assets by the number of Fund shares outstanding.

In calculating its NAV, a Fund generally values: (i) equity securities (including preferred stock) traded on any recognized U.S. or non-U.S. exchange at the last sale price or official closing price on the exchange or system on which they are principally traded; (ii) unlisted equity securities (including preferred stock) at the last quoted sale price or, if no sale price is available, at the mean between the highest bid and lowest ask price; and (iii) fixed income securities at current market quotations or mean prices obtained from broker-dealers or independent pricing service providers. In addition, a Fund may invest in money market funds which are valued at their NAV per share and affiliated ETFs which are valued at their last sale or official closing price on the exchange on which they are principally traded or at their NAV per share in instances where the affiliated ETF has not traded on its principal exchange.

Fair value pricing is used by the Funds when reliable market valuations are not readily available or are not deemed to reflect current market values. Securities that may be valued using "fair value" pricing may include, but are not limited to, securities for which there are no current market quotations or whose issuer is in default or bankruptcy, securities subject to corporate actions (such as mergers or reorganizations), securities subject to non-U.S. investment limits or currency controls, and securities affected by "significant events." An example of a significant event is an event occurring after the close of the market in which a security trades but before a Fund's next NAV Calculation Time that may materially affect the value of the Fund's investment (*e.g.*, government action, natural disaster, or significant market fluctuation). When fair-value pricing is employed, the prices of securities used by a Fund to calculate its NAV may differ from quoted or published prices for the same securities.

Dividends and Distributions

The Funds, except the Growth Leaders Fund, intend to pay out dividends on a quarterly basis. The Growth Leaders Fund intends to pay out dividends on an annual basis. Nonetheless, a Fund may not make a dividend payment every quarter or year (as applicable).

Each Fund intends to distribute its net realized capital gains to investors annually. The Funds occasionally may be required to make supplemental distributions at some other time during the year. Distributions in cash may be reinvested automatically in additional whole shares only if the broker through whom you purchased shares makes such option available. Your broker is responsible for distributing the income and capital gain distributions to you.

Book Entry

Shares of the Funds are held in book-entry form, which means that no stock certificates are issued. The Depository Trust Company ("DTC") or its nominee is the record owner of all outstanding shares of each Fund.

Investors owning shares of the Funds are beneficial owners as shown on the records of DTC or its participants. DTC serves as the securities depository for all shares of the Funds. Participants include DTC, securities brokers and dealers, banks, trust companies, clearing corporations, and other institutions that directly or indirectly maintain a custodial relationship with DTC. As a beneficial owner of shares, you are not entitled to receive physical delivery of stock certificates or to have shares registered in your name, and you are not considered a registered owner of

shares. Therefore, to exercise any right as an owner of shares, you must rely upon the procedures of DTC and its participants. These procedures are the same as those that apply to any securities that you hold in book-entry or “street name” form. Your broker will provide you with account statements, confirmations of your purchases and sales, and tax information.

Delivery of Shareholder Documents – Householding

Householding is an option available to certain investors of the Funds. Householding is a method of delivery, based on the preference of the individual investor, in which a single copy of certain shareholder documents can be delivered to investors who share the same address, even if their accounts are registered under different names. Householding for the Funds is available through certain broker-dealers. If you are interested in enrolling in householding and receiving a single copy of prospectuses and other shareholder documents, please contact your broker-dealer. If you are currently enrolled in householding and wish to change your householding status, please contact your broker-dealer.

Frequent Purchases and Redemptions of Fund Shares

The Funds have adopted policies and procedures with respect to frequent purchases and redemptions of Creation Units of Fund shares. Since the Funds are ETFs, only APs are authorized to purchase and redeem shares directly from the Funds. Because purchase and redemption transactions with APs are an essential part of the ETF process and may help keep ETF trading prices in line with NAV, each Fund accommodates frequent purchases and redemptions by APs. Frequent purchases and redemptions for cash may increase index tracking error and portfolio transaction costs and may lead to the realization of capital gains. Frequent in-kind creations and redemptions generally do not give rise to these concerns. Each Fund reserves the right to reject any purchase order at any time. Each Fund reserves the right to impose restrictions on disruptive, excessive, or short-term trading.

Investments by Investment Companies

Section 12(d)(1) of the Investment Company Act of 1940, as amended (the “1940 Act”), restricts investments by investment companies in the securities of other investment companies, including shares of each Fund. Registered investment companies are permitted to invest in the Funds beyond the limits set forth in Section 12(d)(1) of the 1940 Act subject to certain terms and conditions set forth in an SEC exemptive order issued to the Trust, including that such investment companies enter into an agreement with the Funds.

Additional Tax Information

The following discussion is a summary of some important U.S. federal income tax considerations generally applicable to investments in the Funds. Your investment in a Fund may have other tax implications. Please consult your tax advisor about the tax consequences of an investment in Fund shares, including the possible application of foreign, state, and local tax laws.

Each Fund intends to qualify each year for treatment as a RIC. If it meets certain minimum distribution requirements, a RIC is not subject to tax at the fund level on income and gains from investments that are timely distributed to shareholders. However, a Fund's failure to qualify as a RIC or to meet minimum distribution requirements would result (if certain relief provisions were not available) in fund-level taxation and consequently a reduction in income available for distribution to shareholders.

Unless you are a tax-exempt entity or your investment in Fund shares is made through tax-deferred retirement account, such as an individual retirement account, you need to be aware of the possible tax consequences when:

- A Fund makes distributions;
- You sell Fund shares; and
- You purchase or redeem Creation Units (APs only).

Taxes on Distributions

For federal income tax purposes, distributions of investment income are generally taxable as ordinary income or qualified dividend income. Taxes on distributions of capital gains (if any) are determined by how long a Fund owned the assets that generated them, rather than how long a shareholder has owned Fund shares. Sales of assets held by a Fund for more than one year generally result in long-term capital gains and losses, and sales of assets held by a Fund for one year or less generally result in short-term capital gains and losses. Distributions of a Fund's net capital gain (the excess of net long-term capital gains over net short-term capital losses) that are properly reported by the Fund as capital gain dividends ("Capital Gain Dividends") will be taxable as long-term capital gains. For non-corporate shareholders, long-term capital gains are generally subject to tax at reduced rates. Distributions of short-term capital gain will generally be taxable as ordinary income. Distributions reported by a Fund as "qualified dividend income" are generally taxed to non-corporate shareholders at rates applicable to long-term capital gains, provided holding period and other requirements are met. "Qualified dividend income" generally is income derived from dividends paid by U.S. corporations or certain foreign corporations that are either incorporated in a U.S. possession or eligible for tax benefits under certain U.S. income tax treaties. In addition, dividends that the Fund received in respect of stock of certain foreign corporations may be qualified dividend income if that stock is readily tradable on an established U.S. securities market. However, to the extent a Fund lends its securities and receives substitute dividend payments, such payments are not expected to generate qualified dividend income when distributed to shareholders. The trading strategies of certain Funds may limit their ability to make distributions eligible for the reduced tax rates applicable to qualified dividend income. Additionally, since each Fund's income is derived primarily from investments other than stock of U.S. corporations, it is not expected that dividends paid by a Fund will qualify for the dividends received deduction for corporate shareholders.

In general, your distributions are subject to federal income tax for the year in which they are paid. Certain distributions paid in January, but declared by a Fund in October, November or December of the previous year, may be treated as paid on December 31 of the prior year. Distributions are generally taxable even if they are paid from income or gains earned by a Fund before your investment (and thus were included in the price you paid for your shares).

Dividends and distributions from the Funds and capital gain on the sale of Fund shares are generally taken into account in determining a shareholder's "net investment income" for purposes of the 3.8% tax on net investment income applicable to certain individuals, estates and trusts.

A Fund may include cash when paying the redemption price for Creation Units in addition to, or in place of, the delivery of a basket of securities. A Fund may be required to sell portfolio securities in order to obtain the cash needed to distribute redemption proceeds. This may cause such Funds to recognize investment income and/or capital gains or losses that it might not have recognized if it had completely satisfied the redemption in-kind. As a result, such Funds may be less tax efficient if it includes such a cash payment than if the in-kind redemption process was used.

Distributions (other than Capital Gain Dividends) paid to shareholders that are neither citizens nor residents of the U.S. or to foreign entities will generally be subject to a U.S. withholding tax at the rate of 30%, unless a lower treaty

rate applies, but Capital Gain Dividends generally are not subject to U.S. taxation, unless you are a nonresident alien individual who is physically present in the United States for 183 days or more per year. A Fund may, under certain circumstances, report all or a portion of a dividend as an “interest related dividend” or a “short term capital gain dividend,” which would generally be exempt from this 30% U.S. withholding tax, provided certain other requirements are met. Different tax consequences may result if you are a non-U.S. shareholder engaged in a trade or business within the United States.

You should note that if you purchase shares just before a distribution, the purchase price would reflect the amount of the upcoming distribution. In this case, you would be taxed on the entire amount of the distribution received, even though, as an economic matter, the distribution simply constitutes a return of your investment. This is known as “buying a dividend” and should be avoided by taxable investors.

The Fund (or your broker) will inform you of the amount and character of any distributions shortly after the close of each calendar year.

The Funds (or financial intermediaries, such as brokers, through which shareholders own Fund shares) generally are required to withhold and to remit to the U.S. Treasury a percentage of the taxable distributions and the sale or redemption proceeds paid to any shareholder who fails to properly furnish a correct taxpayer identification number, who has under-reported dividend or interest income, or who fails to certify that he, she or it is not subject to such withholding.

Taxes When You Sell Fund Shares

Any capital gain or loss realized upon a sale of Fund shares is generally treated as a long-term gain or loss if you held the shares you sold for more than one year. Any capital gain or loss realized upon a sale of Fund shares held for one year or less is generally treated as a short-term gain or loss, except that any capital loss on a sale of shares held for six months or less is treated as a long-term capital loss to the extent of Capital Gain Dividends paid with respect to such shares. The ability to deduct capital losses may be limited depending on your circumstances.

Taxes on Creation and Redemption of Creation Units

An AP having the U.S. dollar as its functional currency for U.S. federal income tax purposes that exchanges securities for Creation Units generally will recognize a gain or loss equal to the difference between (i) the sum of the market value of the Creation Units at the time of the exchange and any amount of cash received by the Authorized Participant in the exchange and (ii) the sum of the exchanger’s aggregate basis in the securities surrendered and any amount of cash paid for such Creation Units. A person who redeems Creation Units will generally recognize a gain or loss equal to the difference between the exchanger’s basis in the Creation Units and the sum of the aggregate U.S. dollar market value of the securities plus the amount of any cash received for such Creation Units. The Internal Revenue Service (“IRS”), however, may assert that a loss that is realized upon an exchange of securities for Creation Units may not be permitted to be currently deducted under the rules governing “wash sales” (for a person who does not mark-to-market their holdings), or on the basis that there has been no significant change in economic position.

Gain or loss recognized by an Authorized Participant upon an issuance of Creation Units in exchange for non-U.S. currency will generally be treated as ordinary income or loss. Gain or loss recognized by an Authorized Participant upon an issuance of Creation Units in exchange for securities, or upon a redemption of Creation Units, may be capital or ordinary gain or loss depending on the circumstances. Any capital gain or loss realized upon an issuance of Creation Units in exchange for securities will generally be treated as long-term capital gain or loss if the securities have been held for more than one year. Any capital gain or loss realized upon the redemption of a Creation Unit will generally be treated as long-term capital gain or loss if the Fund shares comprising the Creation Unit have been held for more than one year. Otherwise, such capital gains or losses are treated as short-term capital gains or losses.

A person subject to U.S. federal income tax with the U.S. dollar as its functional currency who receives non-U.S. currency upon a redemption of Creation Units and does not immediately convert the non-U.S. currency into U.S. dollars may, upon a later conversion of the non-U.S. currency into U.S. dollars, recognize any gains or losses resulting from fluctuations in the value of the non-U.S. currency relative to the U.S. dollar since the date of the redemption. Any such gains or losses will generally be treated as ordinary income or loss.

Persons exchanging securities or non-U.S. currency for Creation Units should consult their own tax advisors with respect to the tax treatment of any creation or redemption transaction and whether the wash sales rules apply and when a loss might be deductible. If you purchase or redeem Creation Units, you will be sent a confirmation statement showing how many Fund shares you purchased or redeemed and at what price.

Foreign Investments by the Fund

Dividends, interest and other income received by a Fund with respect to foreign securities may give rise to withholding and other taxes imposed by foreign countries. Tax conventions between certain countries and the United States may reduce or eliminate such taxes. The Funds may need to file special claims for refunds to secure the benefits of a reduced rate. If as of the close of a taxable year more than 50% of the total assets of a Fund consist of stock or securities of foreign corporations, the Fund intends to elect to “pass through” to investors the amount of foreign income and similar taxes (including withholding taxes) paid by the Fund during that taxable year. If a Fund elects to “pass through” such foreign taxes, then investors will be considered to have received as additional income their respective shares of such foreign taxes, but may be entitled to either a corresponding tax deduction in calculating taxable income, or, subject to certain limitations, a credit in calculating federal income tax.

The foregoing discussion summarizes some of the consequences under current U.S. federal income tax law of an investment in a Fund. It is not a substitute for personal tax advice. Consult your personal tax advisor about the potential tax consequences of an investment in a Fund under all applicable tax laws.

More information about taxes is in the SAI.

Additional Tax Information - Taxation in India

The WisdomTree India Earnings Fund (the “Fund”) invests in the WisdomTree India Investment Portfolio, Inc. (the “Portfolio”), a wholly-owned subsidiary organized in the Republic of Mauritius, which invests in Indian securities. The Portfolio is also advised by WisdomTree Asset Management and sub-advised by the Sub-Adviser. The Portfolio holds a tax residency certificate issued by the Mauritian Revenue authorities which entitles it to claim the benefits of the double taxation avoidance agreement entered between India and Mauritius (“tax treaty”). Since the Fund makes its investments through the Portfolio, a wholly owned subsidiary organized in the Republic of Mauritius, this structure should permit the Fund to benefit from the tax treaty subject to procedural compliances.

The Supreme Court of India upheld the validity of this tax treaty in response to a lower court challenge contesting the treaty’s applicability to entities such as the Fund. The tax treaty has been renegotiated and amended by way of a protocol (“2016 Protocol”). Under the 2016 Protocol, purchases of Indian shares by Mauritius entities, made on or after April 1, 2017, will be subject to capital gains tax in India. In addition, during a transition period covering April 1, 2017 through March 31, 2019, the tax on capital gains arising for shares both acquired and sold during such transition period could potentially be limited to 50% of the applicable tax rates in India if certain conditions are met (as prescribed under the limitations of benefits clause). It is important to note that the 2016 Protocol only amends the capital gains article in relation to the taxation of shares. In other words, all other “securities” besides shares shall be subject to similar taxation principles, as they apply currently to the Portfolio. This amendment could reduce the return to the Fund on its investments made on or after April 1, 2017 and the return received by Fund shareholders.

In March 2012, the Indian Finance Minister introduced a new chapter to the Indian Income Tax Act, 1961 (“IT Act”), which included certain General Anti-Avoidance Rules (“GAAR”). The Finance Act, 2015 (“FA 2015”) amended the IT Act to defer the applicability of GAAR to financial years beginning on or after April 1, 2017. Further, all investments made into India up-to March 31, 2017 have been grandfathered and exempted from the applicability of GAAR. The Central Board of Direct Taxes issued Circular No. 7 of 2017 (“GAAR Circular”) providing clarifications on implementation of GAAR by way of responses to queries raised by various stakeholders in the context of its applicability. The GAAR Circular specifically provides where a Foreign Portfolio Investor (such as the Portfolio) is located in a particular jurisdiction based on non-tax commercial reasons and the main purpose of the choice of location/residence of the Foreign Portfolio Investor is not to obtain a treaty benefit, the GAAR provisions will not be resorted to by the tax authorities. GAAR may lead to the imposition of tax liabilities and withholding obligations which may potentially affect the return received by Fund shareholders.

The Finance Bill, 2019 has recently proposed an increase in surcharge on non-corporate entities, which will significantly increase the effective capital gains tax rates for Foreign Portfolio Investors set up as non-corporate entities. Although this proposal was subsequently modified to limit the surcharge on Foreign Portfolio Investors and further, should not impact the Fund which makes investments through the Portfolio which is a company, no assurance can be given that the Indian Government will not propose application of surcharge differently in the future, such that the surcharge could be imposed on the Portfolio, which would negatively impact the Fund.

In past audits concluded that have not involved the Portfolio, the tax authorities in India have sought to apply a Minimum Alternate Tax (MAT) on certain Foreign Portfolio Investors investing into India on the income earned up to a period of seven prior years (which is the statute of limitation in India). The Indian Government formed a Committee to provide it with a recommendation on the applicability of MAT to foreign investors, and in September

2015, the Indian Government, on recommendation from the Committee, determined MAT shall not apply to certain Foreign Portfolio Investors, which is believed to apply to the Portfolio. To date, the Portfolio has not received any notice seeking the application of MAT to the Portfolio, although no assurance can be given that the Indian Government will not determine application of MAT differently in the future, such that MAT could be imposed on the Portfolio, which would negatively impact the Fund.

Reference to investments by the Fund herein should be understood to refer to investments by the Portfolio. The taxable profits derived from the worldwide income of the wholly owned subsidiary of the Fund, the Portfolio, is subject to income tax at the rate of 15% in the Republic of Mauritius. As with all Mauritian tax residents, the Portfolio is entitled to a foreign tax credit (“FTC”) on its foreign sourced income. The FTC is based on the lower of the Mauritian tax or the foreign taxes incurred. Where documentary evidence is not available to substantiate the foreign taxes suffered, the FTC can be presumed to be 80% of the Mauritius tax on its foreign source income. The presumed FTC effectively reduces the Mauritian income tax rate on the foreign sourced income of the Portfolio to a maximum of 3%. Interest income on call and deposit accounts with Mauritian banks is exempt from tax, and there is no tax on capital gains in Mauritius. Effective August 8, 2012, in connection with the new advisory agreement, the Mauritius income tax is paid by WisdomTree Asset Management.

Distribution

Foreside Fund Services, LLC (the “Distributor”) serves as the distributor of Creation Units for each Fund on an agency basis. The Distributor does not maintain a secondary market in shares of the Funds. The Distributor’s principal address is Three Canal Plaza, Suite 100, Portland, Maine 04101. The Distributor has no role in determining the policies of any Fund or the securities that are purchased or sold by any Fund.

Premium/Discount and NAV Information

Information regarding a Fund’s NAV and how often shares of each Fund traded on the Listing Exchange at a price above (*i.e.*, at a premium) or below (*i.e.*, at a discount) the NAV of the Fund during the past calendar year and most recent calendar quarter is available at www.wisdomtree.com.

Additional Notices

Listing Exchange

Shares of the Funds are not sponsored, endorsed, or promoted by the Listing Exchange. The Listing Exchange makes no representation or warranty, express or implied, to the owners of the shares of any Fund or any member of the public regarding the ability of a Fund to track the total return performance of any Index or the ability of any Index identified herein to track stock market performance. The Listing Exchange is not responsible for, nor has it participated in, the determination of the compilation or the calculation of any Index, nor in the determination of the timing of, prices of, or quantities of the shares of any Fund to be issued, nor in the determination or calculation of the equation by which the shares are redeemable. The Listing Exchange has no obligation or liability to owners of the shares of any Fund in connection with the administration, marketing, or trading of the shares of the Fund.

The Listing Exchange does not guarantee the accuracy and/or the completeness of any Index or any data included therein. The Listing Exchange makes no warranty, express or implied, as to results to be obtained by the Trust on behalf of its Funds, owners of the shares, or any other person or entity from the use of the subject Indexes or any data included therein. The Listing Exchange makes no express or implied warranties, and hereby expressly disclaims all warranties of merchantability or fitness for a particular purpose with respect to any Index or any data included therein. Without limiting any of the foregoing, in no event shall the Listing Exchange have any liability for any lost profits or indirect, punitive, special, or consequential damages even if notified of the possibility thereof.

WisdomTree and the Funds

WisdomTree Investments and WisdomTree Asset Management (together, “WisdomTree”) and the Funds make no representation or warranty, express or implied, to the owners of shares of the Funds or any member of the public regarding the advisability of investing in securities generally or in the Funds particularly or the ability of any Index to track general stock market performance. WisdomTree Investments is the licensor of certain Indexes, trademarks, service marks and trade names of the Funds. WisdomTree Investments has no obligation to take the needs of the Funds or the owners of shares of the Funds into consideration in determining, composing, or calculating the Indexes. WisdomTree Investments is not responsible for, and has not participated in, the determination of the timing, prices, or quantities of shares of the Funds to be issued or in the determination or calculation of the equation by which the shares of the Funds are redeemable. WisdomTree and the Funds do not guarantee the accuracy, completeness, or performance of any Index or the data included therein and shall have no liability in

connection with any Index or Index calculation. An Index's past performance is not necessarily an indication of how the Index will perform in the future. WisdomTree Investments has contracted with an independent calculation agent to calculate each Index.

Financial Highlights

The financial highlights table is intended to help you understand each Fund's financial performance for the past five fiscal years or, if shorter, the period since a Fund's inception. The total return in the table represents the rate that an investor would have earned (or lost) on an investment in the respective Fund (assuming reinvestment of all dividends and distributions). This information has been derived from the financial statements audited by Ernst & Young LLP, an independent registered public accounting firm, whose report, along with the Funds' financial statements, are included in the Funds' Annual Report, which is available upon request.

Financial Highlights

Selected data for a share of beneficial interest outstanding throughout the period is presented below:

WisdomTree China ex-State-Owned Enterprises Fund	For the Year Ended March 31, 2021¹	For the Year Ended March 31, 2020¹	For the Year Ended March 31, 2019¹	For the Year Ended March 31, 2018¹	For the Year Ended March 31, 2017¹
Net asset value, beginning of year	\$ 38.44	\$ 38.84	\$ 43.62	\$ 28.59	\$23.38
Investment operations:					
Net investment income ²	0.23	0.39	0.49	0.06	0.32
Net realized and unrealized gain (loss)	26.10	(0.39)	(4.82)	15.28	5.23
Total from investment operations	26.33	0	(4.33)	15.34	5.55
Dividends and distributions to shareholders:					
Net investment income	(0.35)	(0.40)	(0.45)	(0.31)	(0.34)
Tax return of capital	(0.01)	—	(0.00) ³	—	—
Total dividends and distributions to shareholders	(0.36)	(0.40)	(0.45)	(0.31)	(0.34)
Net asset value, end of year	\$ 64.41	\$ 38.44	\$ 38.84	\$ 43.62	\$28.59
TOTAL RETURN⁴	68.71%	0.07%	(9.91)%	53.95%	23.94%
RATIOS/SUPPLEMENTAL DATA:					
Net assets, end of year (000's omitted)	\$914,692	\$188,351	\$143,699	\$215,928	\$8,576
Ratios to average net assets of:					
Expenses, net of expense waivers	0.32% ⁵	0.32% ⁶	0.32% ⁶	0.33% ^{6,7}	0.53% ⁷
Expenses, prior to expense waivers	0.38%	0.63%	0.63%	0.63%	0.63%
Net investment income	0.37%	1.03%	1.31%	0.14%	1.29%
Portfolio turnover rate ⁸	20%	22%	35%	20%	37%

WisdomTree Emerging Markets ex-State-Owned Enterprises Fund	For the Year Ended March 31, 2021	For the Year Ended March 31, 2020	For the Year Ended March 31, 2019	For the Year Ended March 31, 2018	For the Year Ended March 31, 2017
Net asset value, beginning of year	\$ 24.40	\$ 28.79	\$ 31.99	\$ 24.72	\$21.48
Investment operations:					
Net investment income ²	0.41	0.62	0.42	0.28	0.30
Net realized and unrealized gain (loss)	15.91	(4.38)	(3.20)	7.20	3.25
Net increase from payment by affiliate	0.00 ³	—	0.00 ³	—	—
Total from investment operations	16.32	(3.76)	(2.78)	7.48	3.55
Dividends to shareholders:					
Net investment income	(0.41)	(0.63)	(0.42)	(0.21)	(0.31)
Net asset value, end of year	\$ 40.31	\$ 24.40	\$ 28.79	\$ 31.99	\$24.72
TOTAL RETURN⁴	67.18%⁹	(13.36)%	(8.64)%⁹	30.30%	16.68%
RATIOS/SUPPLEMENTAL DATA:					
Net assets, end of year (000's omitted)	\$4,719,936	\$809,991	\$305,184	\$92,776	\$2,472
Ratios to average net assets of:					
Expenses, net of expense waivers	0.32% ⁵	0.32% ⁶	0.32% ⁶	0.33% ⁶	0.58%
Expenses, prior to expense waivers	0.37%	0.58%	0.58%	0.58%	0.58%
Net investment income	1.11%	2.14%	1.51%	0.92%	1.33%
Portfolio turnover rate ⁸	34%	19%	24%	68%	15%

¹ Shares were adjusted to reflect a 2:1 stock split effective October 16, 2020.

² Based on average shares outstanding.

³ Amount represents less than \$0.005.

⁴ Total return is calculated assuming an initial investment made at the net asset value at the beginning of the period, reinvestment of all dividends and distributions at net asset value during the period and redemption on the last day of the period. For the periods in which the investment advisor waived advisory fees, the total return would have been lower if certain expenses had not been waived.

⁵ The investment advisor had contractually agreed to limit the advisory fee to 0.32% through July 31, 2020. On July 31, 2020, the contractual waiver expired and the advisory fee was permanently reduced to 0.32%.

⁶ Effective June 30, 2017, the investment advisor contractually agreed to limit the advisory fee to 0.32% through July 31, 2020, unless earlier terminated by the Board of Trustees of the Trust.

⁷ Effective July 1, 2015, the investment advisor contractually agreed to limit the advisory fee to 0.53% through July 31, 2017, unless earlier terminated by the Board of Trustees of the Trust.

⁸ Portfolio turnover rate excludes the value of the portfolio securities received or delivered as a result of in-kind creations or redemptions of the Fund's capital shares. Short-term securities with maturities less than or equal to 365 days are excluded from the portfolio turnover calculation.

⁹ Includes a reimbursement from the sub-advisor for an operational error that resulted in investment transaction losses. Excluding the reimbursement, total return would have been unchanged.

Financial Highlights (continued)

Selected data for a share of beneficial interest outstanding throughout the period is presented below:

WisdomTree Emerging Markets High Dividend Fund	For the Year Ended March 31, 2021	For the Year Ended March 31, 2020	For the Year Ended March 31, 2019	For the Year Ended March 31, 2018	For the Year Ended March 31, 2017
Net asset value, beginning of year	\$ 32.45	\$ 43.72	\$ 47.35	\$ 40.69	\$ 35.05
Investment operations:					
Net investment income ¹	1.76	2.10	1.84	1.67	1.42
Net realized and unrealized gain (loss)	11.93	(11.25)	(3.57)	6.65	5.58
Total from investment operations	13.69	(9.15)	(1.73)	8.32	7.00
Dividends to shareholders:					
Net investment income	(1.87)	(2.12)	(1.90)	(1.66)	(1.36)
Net asset value, end of year	\$ 44.27	\$ 32.45	\$ 43.72	\$ 47.35	\$ 40.69
TOTAL RETURN²	43.37%	(22.06)%	(3.51)%	20.98%	20.44%
RATIOS/SUPPLEMENTAL DATA:					
Net assets, end of year (000's omitted)	\$1,916,702	\$1,638,935	\$2,173,006	\$2,282,176	\$1,721,381
Ratios to average net assets ³ of:					
Expenses ⁴	0.63%	0.63%	0.63%	0.63%	0.63%
Net investment income	4.58%	4.91%	4.23%	3.81%	3.81%
Portfolio turnover rate ⁵	62%	41%	44%	41%	41%

WisdomTree Emerging Markets Multifactor Fund	For the Year Ended March 31, 2021	For the Year Ended March 31, 2020	For the Period August 10, 2018* through March 31, 2019
Net asset value, beginning of period	\$17.75	\$ 23.61	\$ 24.68
Investment operations:			
Net investment income ¹	0.56	0.73	0.29
Net realized and unrealized gain (loss)	7.90	(5.91)	(1.16)
Total from investment operations	8.46	(5.18)	(0.87)
Dividends to shareholders:			
Net investment income	(0.40)	(0.68)	(0.20)
Net asset value, end of period	\$25.81	\$ 17.75	\$ 23.61
TOTAL RETURN²	48.12%	(22.44)%	(3.52)%
RATIOS/SUPPLEMENTAL DATA:			
Net assets, end of period (000's omitted)	\$5,162	\$ 7,102	\$18,886
Ratios to average net assets of:			
Expenses	0.48% ^{3,4}	0.48%	0.48% ^{4,6}
Net investment income	2.51% ³	3.24%	1.97% ⁶
Portfolio turnover rate ⁵	125%	166%	133%

* Commencement of operations.

¹ Based on average shares outstanding.

² Total return is calculated assuming an initial investment made at the net asset value at the beginning of the period, reinvestment of all dividends and distributions at net asset value during the period and redemption on the last day of the period. Total return calculated for a period of less than one year is not annualized. For the periods in which the investment advisor waived advisory fees, the total return would have been lower if certain expenses had not been waived.

³ The ratios to average net assets do not include net investment income (loss) or expenses of other funds in which the Fund invests.

⁴ The expense ratio includes investment advisory fee waivers. Without these investment advisory fee waivers, the expense ratio would have been unchanged.

⁵ Portfolio turnover rate is not annualized for fiscal periods less than one year and excludes the value of the portfolio securities received or delivered as a result of in-kind creations or redemptions of the Fund's capital shares. Short-term securities with maturities less than or equal to 365 days are excluded from the portfolio turnover calculation.

⁶ Annualized.

Financial Highlights (continued)

Selected data for a share of beneficial interest outstanding throughout the period is presented below:

WisdomTree Emerging Markets Quality Dividend Growth Fund	For the Year Ended March 31, 2021	For the Year Ended March 31, 2020	For the Year Ended March 31, 2019	For the Year Ended March 31, 2018	For the Year Ended March 31, 2017
Net asset value, beginning of year	\$ 19.43	\$ 24.71	\$ 26.94	\$ 23.03	\$ 21.11
Investment operations:					
Net investment income ¹	0.61	0.66	0.71	0.56	0.63
Net realized and unrealized gain (loss)	10.08	(5.32)	(2.30)	3.87	1.96
Total from investment operations	10.69	(4.66)	(1.59)	4.43	2.59
Dividends to shareholders:					
Net investment income	(0.61)	(0.62)	(0.64)	(0.52)	(0.67)
Net asset value, end of year	\$ 29.51	\$ 19.43	\$ 24.71	\$ 26.94	\$ 23.03
TOTAL RETURN²	55.66%	(19.30)%	(5.79)%	19.44%	12.45%
RATIOS/SUPPLEMENTAL DATA:					
Net assets, end of year (000's omitted)	\$94,431	\$69,936	\$69,189	\$75,442	\$48,366
Ratios to average net assets of:					
Expenses, net of expense waivers	0.32% ³	0.32% ⁴	0.32% ⁴	0.39% ⁴	0.63%
Expenses, prior to expense waivers	0.42%	0.63%	0.63%	0.63%	0.63%
Net investment income	2.38%	2.74%	2.93%	2.17%	2.88%
Portfolio turnover rate ⁵	57%	55%	81%	62%	49%

WisdomTree Emerging Markets SmallCap Dividend Fund	For the Year Ended March 31, 2021	For the Year Ended March 31, 2020	For the Year Ended March 31, 2019	For the Year Ended March 31, 2018	For the Year Ended March 31, 2017
Net asset value, beginning of year	\$ 32.98	\$ 47.03	\$ 53.47	\$ 44.62	\$ 37.90
Investment operations:					
Net investment income ¹	1.58	1.82	1.79	1.42	1.35
Net realized and unrealized gain (loss)	18.04	(14.02)	(6.35)	8.89	6.71
Total from investment operations	19.62	(12.20)	(4.56)	10.31	8.06
Dividends to shareholders:					
Net investment income	(1.81)	(1.85)	(1.88)	(1.46)	(1.34)
Net asset value, end of year	\$ 50.79	\$ 32.98	\$ 47.03	\$ 53.47	\$ 44.62
TOTAL RETURN²	60.63%	(26.95)%	(8.40)%	23.55%	21.76%
RATIOS/SUPPLEMENTAL DATA:					
Net assets, end of year (000's omitted)	\$1,935,213	\$1,216,850	\$1,424,969	\$1,743,104	\$1,106,602
Ratios to average net assets ⁶ of:					
Expenses ⁷	0.63%	0.63%	0.63%	0.63%	0.63%
Net investment income	3.65%	4.05%	3.81%	2.88%	3.36%
Portfolio turnover rate ⁵	59%	47%	40%	48%	47%

¹ Based on average shares outstanding.

² Total return is calculated assuming an initial investment made at the net asset value at the beginning of the period, reinvestment of all dividends and distributions at net asset value during the period and redemption on the last day of the period. For the periods in which the investment advisor waived advisory fees, the total return would have been lower if certain expenses had not been waived.

³ The investment advisor had contractually agreed to limit the advisory fee to 0.32% through July 31, 2020. On July 31, 2020, the contractual waiver expired and the advisory fee was permanently reduced to 0.32%.

⁴ Effective June 30, 2017, the investment advisor contractually agreed to limit the advisory fee to 0.32% through July 31, 2020, unless earlier terminated by the Board of Trustees of the Trust.

⁵ Portfolio turnover rate excludes the value of the portfolio securities received or delivered as a result of in-kind creations or redemptions of the Fund's capital shares. Short-term securities with maturities less than or equal to 365 days are excluded from the portfolio turnover calculation.

⁶ The ratios to average net assets do not include net investment income (loss) or expenses of other funds in which the Fund invests.

⁷ The expense ratio includes investment advisory fee waivers. Without these investment advisory fee waivers, the expense ratio would have been unchanged.

Financial Highlights (continued)

Selected data for a share of beneficial interest outstanding throughout the period is presented below:

WisdomTree Global ex-U.S. Quality Dividend Growth Fund	For the Year Ended March 31, 2021*	For the Year Ended March 31, 2020*	For the Year Ended March 31, 2019*	For the Year Ended March 31, 2018*	For the Year Ended March 31, 2017*
Net asset value, beginning of year	\$ 26.57	\$ 27.80	\$ 29.52	\$ 25.02	\$ 23.58
Investment operations:					
Net investment income ¹	0.80	0.80	0.58	0.62	0.57
Net realized and unrealized gain (loss)	11.94	(1.31)	(1.67)	4.40	1.47
Total from investment operations	12.74	(0.51)	(1.09)	5.02	2.04
Dividends to shareholders:					
Net investment income	(0.71)	(0.72)	(0.63)	(0.52)	(0.60)
Net asset value, end of year	\$ 38.60	\$ 26.57	\$ 27.80	\$ 29.52	\$ 25.02
TOTAL RETURN²	48.25%	(2.01)%	(3.65)%	20.18%	8.80%
RATIOS/SUPPLEMENTAL DATA:					
Net assets, end of year (000's omitted)	\$355,130	\$95,661	\$72,280	\$70,841	\$50,031
Ratios to average net assets ³ of:					
Expenses	0.58%	0.58% ⁴	0.58% ⁴	0.58% ⁴	0.58%
Net investment income	2.29%	2.68%	2.11%	2.20%	2.39%
Portfolio turnover rate ⁵	56%	56%	60%	67%	66%

WisdomTree Global ex-U.S. Real Estate Fund	For the Year Ended March 31, 2021	For the Year Ended March 31, 2020	For the Year Ended March 31, 2019	For the Year Ended March 31, 2018	For the Year Ended March 31, 2017
Net asset value, beginning of year	\$ 22.11	\$ 32.15	\$ 32.04	\$ 28.16	\$ 27.26
Investment operations:					
Net investment income ¹	0.89	1.13	1.12	1.11	1.06
Net realized and unrealized gain (loss)	4.35	(8.79)	0.24	4.92	1.35
Net increase from payment by affiliate	—	—	—	—	0.00 ⁶
Total from investment operations	5.24	(7.66)	1.36	6.03	2.41
Dividends to shareholders:					
Net investment income	(0.80)	(2.38)	(1.25)	(2.15)	(1.51)
Net asset value, end of year	\$ 26.55	\$ 22.11	\$ 32.15	\$ 32.04	\$ 28.16
TOTAL RETURN²	23.92%	(25.74)%	4.51%	21.90%	9.33%⁷
RATIOS/SUPPLEMENTAL DATA:					
Net assets, end of year (000's omitted)	\$63,711	\$80,703	\$114,146	\$107,329	\$83,060
Ratios to average net assets of:					
Expenses	0.58%	0.58% ³	0.58% ³	0.58% ³	0.58% ³
Net investment income	3.59%	3.75% ³	3.72% ³	3.56% ³	3.86% ³
Portfolio turnover rate ⁵	39%	21%	17%	23%	19%

* Updated to reflect the effect of a 2-for-1 stock split on June 10, 2021.

¹ Based on average shares outstanding.

² Total return is calculated assuming an initial investment made at the net asset value at the beginning of the period, reinvestment of all dividends and distributions at net asset value during the period and redemption on the last day of the period. For the periods in which the investment advisor waived advisory fees for the WisdomTree Global ex-U.S. Quality Dividend Growth Fund, the total return would have been lower if certain expenses had not been waived.

³ The ratios to average net assets do not include net investment income (loss) or expenses of other funds in which the Fund invests.

⁴ The expense ratio includes investment advisory fee waivers. Without these investment advisory fee waivers, the expense ratio would have been unchanged.

⁵ Portfolio turnover rate excludes the value of the portfolio securities received or delivered as a result of in-kind creations or redemptions of the Fund's capital shares. Short-term securities with maturities less than or equal to 365 days are excluded from the portfolio turnover calculation.

⁶ Amount represents less than \$0.005.

⁷ Includes a reimbursement from the sub-advisor for investment losses on certain foreign exchange transactions during the period. Excluding this reimbursement, total return would have been unchanged.

Financial Highlights (continued)

Selected data for a share of beneficial interest outstanding throughout the period is presented below:

WisdomTree Global High Dividend Fund	For the Year Ended March 31, 2021	For the Year Ended March 31, 2020	For the Year Ended March 31, 2019	For the Year Ended March 31, 2018	For the Year Ended March 31, 2017
Net asset value, beginning of year	\$ 34.33	\$ 46.11	\$ 46.38	\$ 44.75	\$ 40.84
Investment operations:					
Net investment income ¹	1.63	1.78	1.77	1.59	1.46
Net realized and unrealized gain (loss)	12.62	(11.79)	(0.18)	1.54	3.97
Total from investment operations	14.25	(10.01)	1.59	3.13	5.43
Dividends to shareholders:					
Net investment income	(1.69)	(1.77)	(1.86)	(1.50)	(1.52)
Net asset value, end of year	\$ 46.89	\$ 34.33	\$ 46.11	\$ 46.38	\$ 44.75
TOTAL RETURN²	42.38%	(22.46)%	3.59%	7.02%	13.54%
RATIOS/SUPPLEMENTAL DATA:					
Net assets, end of year (000's omitted)	\$65,641	\$66,952	\$92,227	\$104,358	\$89,510
Ratios to average net assets ³ of:					
Expenses	0.58% ⁴	0.58% ⁴	0.58% ⁴	0.58% ⁴	0.58%
Net investment income	4.05%	3.88%	3.86%	3.41%	3.42%
Portfolio turnover rate ⁵	48%	32%	19%	21%	21%

WisdomTree Growth Leaders Fund	For the Year Ended March 31, 2021⁶	For the Period May 22, 2019* through March 31, 2020
Net asset value, beginning of period	\$ 23.34	\$24.80
Investment operations:		
Net investment income ¹	0.03	0.06
Net realized and unrealized gain (loss)	21.02	(1.44)
Total from investment operations	21.05	(1.38)
Dividends to shareholders:		
Net investment income	(0.05)	(0.08)
Net asset value, end of period	\$ 44.34	\$23.34
TOTAL RETURN²	90.18%	(5.61)%
RATIOS/SUPPLEMENTAL DATA:		
Net assets, end of period (000's omitted)	\$14,410	\$1,751
Ratios to average net assets of:		
Expenses	0.24% ⁷	0.45% ⁸
Net investment income	0.08%	0.27% ⁸
Portfolio turnover rate ⁵	40%	9%

* Commencement of operations.

¹ Based on average shares outstanding.

² Total return is calculated assuming an initial investment made at the net asset value at the beginning of the period, reinvestment of all dividends and distributions at net asset value during the period and redemption on the last day of the period. Total return calculated for a period of less than one year is not annualized. For the periods in which the investment advisor waived advisory fees for the WisdomTree Global High Dividend Fund, the total return would have been lower if certain expenses had not been waived.

³ The ratios to average net assets do not include net investment income (loss) or expenses of other funds in which the Fund invests.

⁴ The expense ratio includes investment advisory fee waivers. Without these investment advisory fee waivers, the expense ratio would have been unchanged.

⁵ Portfolio turnover rate is not annualized for fiscal periods less than one year and excludes the value of the portfolio securities received or delivered as a result of in-kind creations or redemptions of the Fund's capital shares. Short-term securities with maturities less than or equal to 365 days are excluded from the portfolio turnover calculation.

⁶ The information reflects the investment objective and strategy of the WisdomTree Modern Tech Platforms Fund through July 31, 2020 and the investment objective and strategy of the WisdomTree Growth Leaders Fund thereafter. The increase in the portfolio turnover rate was primarily a result of the aforementioned investment objective and strategy change.

⁷ Prior to August 1, 2020, the Fund's net expense ratio was 0.45% and, thereafter, was reduced to 0.20% per annum.

⁸ Annualized.

Financial Highlights (continued)

Selected data for a share of beneficial interest outstanding throughout the period is presented below:

WisdomTree India Earnings Fund <i>(consolidated)</i>	For the Year Ended March 31, 2021	For the Year Ended March 31, 2020	For the Year Ended March 31, 2019	For the Year Ended March 31, 2018	For the Year Ended March 31, 2017
Net asset value, beginning of year	\$ 16.19	\$ 26.26	\$ 25.88	\$ 24.07	\$ 19.42
Investment operations:					
Net investment income ¹	0.16	0.30	0.28	0.24	0.23
Net realized and unrealized gain (loss)	15.16	(10.18)	0.45	1.79	4.70
Total from investment operations	15.32	(9.88)	0.73	2.03	4.93
Dividends and distributions to shareholders:					
Net investment income	(0.25)	(0.19)	(0.34)	(0.22)	(0.28)
Tax return of capital	—	—	(0.01)	—	—
Total dividends and distributions to shareholders	(0.25)	(0.19)	(0.35)	(0.22)	(0.28)
Net asset value, end of year	\$ 31.26	\$ 16.19	\$ 26.26	\$ 25.88	\$ 24.07
TOTAL RETURN²	95.10%	(37.84)%	2.89%	8.46%	25.56%
RATIOS/SUPPLEMENTAL DATA:					
Net assets, end of year (000's omitted)	\$787,825	\$563,317	\$1,323,424	\$1,671,567	\$1,564,606
Ratios to average net assets of:					
Expenses ³	0.84% ^{4,5}	0.84% ^{4,5}	0.85%	0.84%	0.84%
Net investment income	0.67% ⁴	1.22% ⁴	1.14%	0.91%	1.09%
Portfolio turnover rate ⁶	23%	32%	37%	22%	30%

WisdomTree India ex-State-Owned Enterprises Fund	For the Year Ended March 31, 2021	For the Period April 4, 2019* through March 31, 2020
Net asset value, beginning of period	\$17.64	\$ 24.67
Investment operations:		
Net investment income ¹	0.05	0.19
Net realized and unrealized gain (loss)	12.69	(7.22)
Total from investment operations	12.74	(7.03)
Dividends to shareholders:		
Net investment income	(0.05)	—
Net asset value, end of period	\$30.33	\$ 17.64
TOTAL RETURN²	72.25%	(28.50)%
RATIOS/SUPPLEMENTAL DATA:		
Net assets, end of period (000's omitted)	\$4,549	\$ 882
Ratios to average net assets of:		
Expenses	0.58%	0.58% ⁷
Net investment income	0.20%	0.80% ⁷
Portfolio turnover rate ⁶	36%	82%

* Commencement of operations.

¹ Based on average shares outstanding.

² Total return is calculated assuming an initial investment made at the net asset value at the beginning of the period, reinvestment of all dividends and distributions at net asset value during the period and redemption on the last day of the period. Total return calculated for a period of less than one year is not annualized. For the periods in which the investment advisor waived advisory fees for the WisdomTree India Earnings Fund, the total return would have been lower if certain expenses had not been waived.

³ Includes interest expense of 0.01% for each of the fiscal years presented.

⁴ The ratios to average net assets do not include net investment income (loss) or expenses of other funds in which the Fund invests.

⁵ The expense ratio includes investment advisory fee waivers. Without these investment advisory fee waivers, the expense ratio would have been unchanged.

⁶ Portfolio turnover rate is not annualized for fiscal periods less than one year and excludes the value of the portfolio securities received or delivered as a result of in-kind creations or redemptions of the Fund's capital shares. Short-term securities with maturities less than or equal to 365 days are excluded from the portfolio turnover calculation.

⁷ Annualized.

Financial Highlights (continued)

Selected data for a share of beneficial interest outstanding throughout the period is presented below:

WisdomTree Europe Quality Dividend Growth Fund	For the Year Ended March 31, 2021	For the Year Ended March 31, 2020	For the Period Ended March 31, 2019	For the Period Ended March 31, 2018	For the Year Ended March 31, 2017
Net asset value, beginning of year	\$ 22.13	\$ 25.06	\$ 26.24	\$ 23.17	\$ 22.32
Investment operations:					
Net investment income ¹	0.66	0.62	0.61	0.53	0.48
Net realized and unrealized gain (loss)	9.10	(2.93)	(1.05)	2.94	0.88
Total from investment operations	9.76	(2.31)	(0.44)	3.47	1.36
Dividends to shareholders:					
Net investment income	(0.65)	(0.62)	(0.74)	(0.40)	(0.51)
Net asset value, end of year	\$ 31.24	\$ 22.13	\$ 25.06	\$ 26.24	\$ 23.17
TOTAL RETURN²	44.43%	(9.46)%	(1.62)%	15.03%	6.24%
RATIOS/SUPPLEMENTAL DATA:					
Net assets, end of year (000's omitted)	\$46,856	\$25,450	\$41,342	\$72,163	\$17,377
Ratios to average net assets of:					
Expenses	0.58%	0.58%	0.58%	0.58%	0.58%
Net investment income	2.37%	2.42%	2.41%	2.02%	2.19%
Portfolio turnover rate ³	61%	43%	42%	18%	35%

WisdomTree Europe SmallCap Dividend Fund	For the Year Ended March 31, 2021	For the Year Ended March 31, 2020	For the Year Ended March 31, 2019	For the Year Ended March 31, 2018	For the Year Ended March 31, 2017
Net asset value, beginning of year	\$ 41.06	\$ 58.54	\$ 69.55	\$ 59.16	\$ 57.01
Investment operations:					
Net investment income ¹	1.31	2.43	2.57	1.88	2.04
Net realized and unrealized gain (loss)	28.62	(17.41)	(10.87)	10.39	2.32
Total from investment operations	29.93	(14.98)	(8.30)	12.27	4.36
Dividends to shareholders:					
Net investment income	(1.28)	(2.50)	(2.71)	(1.88)	(2.21)
Net asset value, end of year	\$ 69.71	\$ 41.06	\$ 58.54	\$ 69.55	\$ 59.16
TOTAL RETURN²	73.76%	(26.54)%	(12.19)%	20.94%	7.97%
RATIOS/SUPPLEMENTAL DATA:					
Net assets, end of year (000's omitted)	\$310,227	\$320,231	\$667,402	\$1,224,082	\$774,999
Ratios to average net assets ⁴ of:					
Expenses ⁵	0.58%	0.58%	0.58%	0.58%	0.58%
Net investment income	2.39%	4.15%	4.06%	2.76%	3.68%
Portfolio turnover rate ³	92%	50%	52%	33%	45%

¹ Based on average shares outstanding.

² Total return is calculated assuming an initial investment made at the net asset value at the beginning of the period, reinvestment of all dividends and distributions at net asset value during the period and redemption on the last day of the period. For the periods in which the investment advisor waived advisory fees for the WisdomTree Europe SmallCap Dividend Fund, the total return would have been lower if certain expenses had not been waived.

³ Portfolio turnover rate excludes the value of the portfolio securities received or delivered as a result of in-kind creations or redemptions of the Fund's capital shares. Short-term securities with maturities less than or equal to 365 days are excluded from the portfolio turnover calculation.

⁴ The ratios to average net assets do not include net investment income (loss) or expenses of other funds in which the Fund invests.

⁵ The expense ratio includes investment advisory fee waivers. Without these investment advisory fee waivers, the expense ratio would have been unchanged.

Financial Highlights (continued)

Selected data for a share of beneficial interest outstanding throughout the period is presented below:

WisdomTree International Dividend ex-Financials Fund	For the Year Ended March 31, 2021	For the Year Ended March 31, 2020	For the Year Ended March 31, 2019	For the Year Ended March 31, 2018	For the Year Ended March 31, 2017
Net asset value, beginning of year	\$ 31.66	\$ 41.19	\$ 43.18	\$ 39.72	\$ 38.41
Investment operations:					
Net investment income ¹	1.64	1.69	1.74	1.58	1.48
Net realized and unrealized gain (loss)	10.78	(9.52)	(1.98)	3.45	1.34
Total from investment operations	12.42	(7.83)	(0.24)	5.03	2.82
Dividends to shareholders:					
Net investment income	(1.62)	(1.70)	(1.75)	(1.57)	(1.51)
Net asset value, end of year	\$ 42.46	\$ 31.66	\$ 41.19	\$ 43.18	\$ 39.72
TOTAL RETURN²	39.87%	(19.77)%	(0.49)%	12.84%	7.56%
RATIOS/SUPPLEMENTAL DATA:					
Net assets, end of year (000's omitted)	\$144,348	\$106,061	\$179,189	\$198,646	\$200,568
Ratios to average net assets ³ of:					
Expenses ⁴	0.58%	0.58%	0.58%	0.58%	0.58%
Net investment income	4.34%	4.17%	4.17%	3.73%	3.86%
Portfolio turnover rate ⁵	61%	45%	41%	35%	30%

WisdomTree International Equity Fund	For the Year Ended March 31, 2021	For the Year Ended March 31, 2020	For the Year Ended March 31, 2019	For the Year Ended March 31, 2018	For the Year Ended March 31, 2017
Net asset value, beginning of year	\$ 39.65	\$ 50.59	\$ 54.63	\$ 49.57	\$ 45.90
Investment operations:					
Net investment income ¹	1.47	1.69	1.86	1.70	1.59
Net realized and unrealized gain (loss)	12.99	(10.88)	(3.98)	4.98	3.68
Total from investment operations	14.46	(9.19)	(2.12)	6.68	5.27
Dividends to shareholders:					
Net investment income	(1.48)	(1.75)	(1.92)	(1.62)	(1.60)
Net asset value, end of year	\$ 52.63	\$ 39.65	\$ 50.59	\$ 54.63	\$ 49.57
TOTAL RETURN²	36.92%	(18.80)%	(3.89)%	13.61%	11.75%
RATIOS/SUPPLEMENTAL DATA:					
Net assets, end of year (000's omitted)	\$602,625	\$580,910	\$837,260	\$914,993	\$703,948
Ratios to average net assets ³ of:					
Expenses ⁴	0.48%	0.48%	0.48%	0.48%	0.48%
Net investment income	3.13%	3.36%	3.59%	3.15%	3.41%
Portfolio turnover rate ⁵	47%	23%	15%	19%	14%

¹ Based on average shares outstanding.

² Total return is calculated assuming an initial investment made at the net asset value at the beginning of the period, reinvestment of all dividends and distributions at net asset value during the period and redemption on the last day of the period. For the periods in which the investment advisor waived advisory fees, the total return would have been lower if certain expenses had not been waived.

³ The ratios to average net assets do not include net investment income (loss) or expenses of other funds in which the Fund invests.

⁴ The expense ratio includes investment advisory fee waivers. Without these investment advisory fee waivers, the expense ratio would have been unchanged.

⁵ Portfolio turnover rate excludes the value of the portfolio securities received or delivered as a result of in-kind creations or redemptions of the Fund's capital shares. Short-term securities with maturities less than or equal to 365 days are excluded from the portfolio turnover calculation.

Financial Highlights (continued)

Selected data for a share of beneficial interest outstanding throughout the period is presented below:

WisdomTree International High Dividend Fund	For the Year Ended March 31, 2021	For the Year Ended March 31, 2020	For the Year Ended March 31, 2019	For the Year Ended March 31, 2018	For the Year Ended March 31, 2017
Net asset value, beginning of year	\$ 29.53	\$ 40.30	\$ 43.25	\$ 40.39	\$ 37.59
Investment operations:					
Net investment income ¹	1.54	1.65	1.78	1.66	1.63
Net realized and unrealized gain (loss)	9.73	(10.75)	(2.89)	2.79	2.79
Total from investment operations	11.27	(9.10)	(1.11)	4.45	4.42
Dividends to shareholders:					
Net investment income	(1.51)	(1.67)	(1.84)	(1.59)	(1.62)
Net asset value, end of year	\$ 39.29	\$ 29.53	\$ 40.30	\$ 43.25	\$ 40.39
TOTAL RETURN²	38.88%	(23.48)%	(2.53)%	11.12%	12.09%
RATIOS/SUPPLEMENTAL DATA:					
Net assets, end of year (000's omitted)	\$182,685	\$174,236	\$251,852	\$335,180	\$250,392
Ratios to average net assets ³ of:					
Expenses ⁴	0.58%	0.58%	0.58%	0.58%	0.58%
Net investment income	4.43%	4.18%	4.32%	3.83%	4.28%
Portfolio turnover rate ⁵	57%	34%	24%	26%	29%

WisdomTree International LargeCap Dividend Fund	For the Year Ended March 31, 2021	For the Year Ended March 31, 2020	For the Year Ended March 31, 2019	For the Year Ended March 31, 2018	For the Year Ended March 31, 2017
Net asset value, beginning of year	\$ 36.81	\$ 46.37	\$ 49.48	\$ 45.45	\$ 42.14
Investment operations:					
Net investment income ¹	1.42	1.56	1.81	1.62	1.54
Net realized and unrealized gain (loss)	10.55	(9.52)	(3.09)	3.97	3.32
Total from investment operations	11.97	(7.96)	(1.28)	5.59	4.86
Dividends to shareholders:					
Net investment income	(1.44)	(1.60)	(1.83)	(1.56)	(1.55)
Net asset value, end of year	\$ 47.34	\$ 36.81	\$ 46.37	\$ 49.48	\$ 45.45
TOTAL RETURN²	32.91%	(17.78)%	(2.55)%	12.41%	11.79%
RATIOS/SUPPLEMENTAL DATA:					
Net assets, end of year (000's omitted)	\$352,717	\$327,622	\$389,510	\$442,860	\$359,074
Ratios to average net assets ³ of:					
Expenses ⁴	0.48%	0.48%	0.48%	0.48%	0.48%
Net investment income	3.33%	3.38%	3.83%	3.30%	3.59%
Portfolio turnover rate ⁵	38%	14%	14%	16%	15%

¹ Based on average shares outstanding.

² Total return is calculated assuming an initial investment made at the net asset value at the beginning of the period, reinvestment of all dividends and distributions at net asset value during the period and redemption on the last day of the period. For the periods in which the investment advisor waived advisory fees, the total return would have been lower if certain expenses had not been waived.

³ The ratios to average net assets do not include net investment income (loss) or expenses of other funds in which the Fund invests.

⁴ The expense ratio includes investment advisory fee waivers. Without these investment advisory fee waivers, the expense ratio would have been unchanged.

⁵ Portfolio turnover rate excludes the value of the portfolio securities received or delivered as a result of in-kind creations or redemptions of the Fund's capital shares. Short-term securities with maturities less than or equal to 365 days are excluded from the portfolio turnover calculation.

Financial Highlights (continued)

Selected data for a share of beneficial interest outstanding throughout the period is presented below:

WisdomTree International MidCap Dividend Fund	For the Year Ended March 31, 2021	For the Year Ended March 31, 2020	For the Year Ended March 31, 2019	For the Year Ended March 31, 2018	For the Year Ended March 31, 2017
Net asset value, beginning of year	\$ 47.06	\$ 61.98	\$ 68.12	\$ 59.88	\$ 55.82
Investment operations:					
Net investment income ¹	1.51	2.03	2.00	1.84	1.60
Net realized and unrealized gain (loss)	20.12	(14.87)	(6.17)	8.17	4.03
Total from investment operations	21.63	(12.84)	(4.17)	10.01	5.63
Dividends to shareholders:					
Net investment income	(1.53)	(2.08)	(1.97)	(1.77)	(1.57)
Net asset value, end of year	\$ 67.16	\$ 47.06	\$ 61.98	\$ 68.12	\$ 59.88
TOTAL RETURN²	46.54%	(21.43)%	(6.16)%	16.87%	10.34%
RATIOS/SUPPLEMENTAL DATA:					
Net assets, end of year (000's omitted)	\$144,404	\$169,413	\$278,924	\$286,089	\$179,626
Ratios to average net assets of:					
Expenses	0.58%	0.58%	0.58% ^{3,4}	0.58% ^{3,4}	0.58% ^{3,4}
Net investment income	2.63%	3.30%	3.12% ³	2.76% ³	2.87% ³
Portfolio turnover rate ⁵	62%	33%	28%	23%	31%

WisdomTree International Multifactor Fund	For the Year Ended March 31, 2021	For the Year Ended March 31, 2020	For the Period August 10, 2018* through March 31, 2019
Net asset value, beginning of period	\$ 20.88	\$ 24.72	\$ 24.75
Investment operations:			
Net investment income ¹	0.59	0.75	0.55
Net realized and unrealized gain (loss)	4.53	(3.88)	(0.27)
Total from investment operations	5.12	(3.13)	0.28
Dividends to shareholders:			
Net investment income	(0.57)	(0.71)	(0.31)
Net asset value, end of period	\$ 25.43	\$ 20.88	\$ 24.72
TOTAL RETURN²	24.70%	(13.08)%	1.18%
RATIOS/SUPPLEMENTAL DATA:			
Net assets, end of period (000's omitted)	\$38,138	\$33,408	\$19,778
Ratios to average net assets of:			
Expenses	0.38%	0.38% ^{3,4}	0.38% ⁶
Net investment income	2.47%	3.04% ³	3.61% ⁶
Portfolio turnover rate ⁵	123%	132%	114%

* Commencement of operations.

¹ Based on average shares outstanding.

² Total return is calculated assuming an initial investment made at the net asset value at the beginning of the period, reinvestment of all dividends and distributions at net asset value during the period and redemption on the last day of the period. Total return calculated for a period of less than one year is not annualized. For the periods in which the investment advisor waived advisory fees, the total return would have been lower if certain expenses had not been waived.

³ The ratios to average net assets do not include net investment income (loss) or expenses of other funds in which the Fund invests.

⁴ The expense ratio includes investment advisory fee waivers. Without these investment advisory fee waivers, the expense ratio would have been unchanged.

⁵ Portfolio turnover rate excludes the value of the portfolio securities received or delivered as a result of in-kind creations or redemptions of the Fund's capital shares. Short-term securities with maturities less than or equal to 365 days are excluded from the portfolio turnover calculation.

⁶ Annualized.

Financial Highlights (continued)

Selected data for a share of beneficial interest outstanding throughout the period is presented below:

WisdomTree International Quality Dividend Growth Fund	For the Year Ended March 31, 2021	For the Year Ended March 31, 2020	For the Period Ended March 31, 2019	For the Period Ended March 31, 2018	For the Period April 7, 2016* through March 31, 2017
Net asset value, beginning of period	\$ 25.87	\$ 28.62	\$ 30.50	\$ 26.14	\$24.86
Investment operations:					
Net investment income ¹	0.91	0.70	0.58	0.65	0.73
Net realized and unrealized gain (loss)	10.98	(2.77)	(1.95)	4.12	1.02
Total from investment operations	11.89	(2.07)	(1.37)	4.77	1.75
Dividends to shareholders:					
Net investment income	(0.81)	(0.68)	(0.51)	(0.41)	(0.47)
Net asset value, end of period	\$ 36.95	\$ 25.87	\$ 28.62	\$ 30.50	\$26.14
TOTAL RETURN²	46.22%	(7.43)%	(4.43)%	18.33%	7.12%
RATIOS/SUPPLEMENTAL DATA:					
Net assets, end of year (000's omitted)	\$190,307	\$68,551	\$71,541	\$24,396	\$9,149
Ratios to average net assets of:					
Expenses, net of expense waivers	0.41% ⁷	0.38% ⁸	0.38% ⁸	0.38% ⁸	0.38% ^{3,8}
Expenses, prior to expense waivers	0.44%	0.48%	0.48%	0.48%	0.48% ³
Net investment income	2.73%	2.38%	2.05%	2.18%	2.97% ³
Portfolio turnover rate ⁴	66%	51%	55%	39%	38%

WisdomTree International SmallCap Dividend Fund	For the Year Ended March 31, 2021	For the Year Ended March 31, 2020	For the Year Ended March 31, 2019	For the Year Ended March 31, 2018	For the Year Ended March 31, 2017
Net asset value, beginning of year	\$ 48.29	\$ 65.74	\$ 75.80	\$ 65.18	\$ 58.98
Investment operations:					
Net investment income ¹	1.55	2.36	2.19	2.07	1.97
Net realized and unrealized gain (loss)	23.97	(17.32)	(10.01)	10.76	6.22
Total from investment operations	25.52	(14.96)	(7.82)	12.83	8.19
Dividends to shareholders:					
Net investment income	(1.65)	(2.49)	(2.24)	(2.21)	(1.99)
Net asset value, end of year	\$ 72.16	\$ 48.29	\$ 65.74	\$ 75.80	\$ 65.18
TOTAL RETURN²	53.46%	(23.58)%	(10.41)%	19.91%	14.24%
RATIOS/SUPPLEMENTAL DATA:					
Net assets, end of year (000's omitted)	\$1,403,518	\$1,161,439	\$1,673,095	\$1,940,467	\$1,284,036
Ratios to average net assets ⁵ of:					
Expenses ⁶	0.58%	0.58%	0.58%	0.58%	0.58%
Net investment income	2.54%	3.63%	3.15%	2.83%	3.27%
Portfolio turnover rate ⁴	74%	50%	35%	28%	38%

* Commencement of operations.

¹ Based on average shares outstanding.

² Total return is calculated assuming an initial investment made at the net asset value at the beginning of the period, reinvestment of all dividends and distributions at net asset value during the period and redemption on the last day of the period. Total return calculated for a period of less than one year is not annualized. For the periods in which the investment advisor waived advisory fees, the total return would have been lower if certain expenses had not been waived.

³ Annualized.

⁴ Portfolio turnover rate is not annualized for fiscal periods less than one year and excludes the value of the portfolio securities received or delivered as a result of in-kind creations or redemptions of the Fund's capital shares. Short-term securities with maturities less than or equal to 365 days are excluded from the portfolio turnover calculation.

⁵ The ratios to average net assets do not include net investment income (loss) or expenses of other funds in which the Fund invests.

⁶ The expense ratio includes investment advisory fee waivers. Without these investment advisory fee waivers, the expense ratio would have been unchanged.

⁷ The investment advisor had contractually agreed to limit the advisory fee to 0.38% through July 31, 2020. On July 31, 2020, the contractual waiver expired and the advisory fee was permanently reduced to 0.42%.

⁸ Effective April 7, 2016, the investment advisor contractually agreed to limit the advisory fee to 0.38% through July 31, 2020, unless earlier terminated by the Board of Trustees of the Trust.

Financial Highlights (continued)

Selected data for a share of beneficial interest outstanding throughout the period is presented below:

WisdomTree Japan SmallCap Dividend Fund	For the Year Ended March 31, 2021	For the Year Ended March 31, 2020	For the Year Ended March 31, 2019	For the Year Ended March 31, 2018	For the Year Ended March 31, 2017
Net asset value, beginning of year	\$ 58.64	\$ 68.10	\$ 80.93	\$ 66.48	\$ 55.30
Investment operations:					
Net investment income ¹	1.17	1.14	1.00	1.47	1.11
Net realized and unrealized gain (loss)	18.13	(8.95)	(12.61)	14.27	11.16
Total from investment operations	19.30	(7.81)	(11.61)	15.74	12.27
Dividends to shareholders:					
Net investment income	(1.88)	(1.65)	(1.22)	(1.29)	(1.09)
Net asset value, end of year	\$ 76.06	\$ 58.64	\$ 68.10	\$ 80.93	\$ 66.48
TOTAL RETURN²	33.27%	(11.85)%	(14.38)%	23.84%	22.43%
RATIOS/SUPPLEMENTAL DATA:					
Net assets, end of year (000's omitted)	\$190,141	\$237,503	\$616,294	\$1,100,591	\$475,304
Ratios to average net assets ³ of:					
Expenses ⁴	0.58%	0.58%	0.58%	0.58%	0.58%
Net investment income	1.73%	1.67%	1.35%	1.94%	1.84%
Portfolio turnover rate ⁵	43%	38%	42%	18%	33%

¹ Based on average shares outstanding

² Total return is calculated assuming an initial investment made at the net asset value at the beginning of the period, reinvestment of all dividends and distributions at net asset value during the period and redemption on the last day of the period. For the periods in which the investment advisor waived advisory fees, the total return would have been lower if certain expenses had not been waived.

³ The ratios to average net assets do not include net investment income (loss) or expenses of other funds in which the Fund invests.

⁴ The expense ratio includes investment advisory fee waivers. Without these investment advisory fee waivers, the expense ratio would have been unchanged.

⁵ Portfolio turnover rate excludes the value of the portfolio securities received or delivered as a result of in-kind creations or redemptions of the Fund's capital shares. Short-term securities with maturities less than or equal to 365 days are excluded from the portfolio turnover calculation.

Financial Highlights (continued)

Selected data for a share of beneficial interest outstanding throughout the period is presented below:

	For the Year Ended March 31, 2021	For the Year Ended March 31, 2020	For the Year Ended March 31, 2019	For the Year Ended March 31, 2018	For the Year Ended March 31, 2017
WisdomTree Europe Hedged Equity Fund					
Net asset value, beginning of year	\$ 51.83	\$ 63.90	\$ 62.67	\$ 62.80	\$ 52.04
Investment operations:					
Net investment income ¹	1.76	1.52	1.79	1.23	1.70
Net realized and unrealized gain (loss)	20.86	(12.21)	0.90	0.08	10.59
Total from investment operations	22.62	(10.69)	2.69	1.31	12.29
Dividends and distributions to shareholders:					
Net investment income	(1.74)	(1.38)	(1.29)	(1.44)	(1.53)
Tax return of capital	—	—	(0.17)	—	—
Total dividends and distributions to shareholders	(1.74)	(1.38)	(1.46)	(1.44)	(1.53)
Net asset value, end of year	\$ 72.71	\$ 51.83	\$ 63.90	\$ 62.67	\$ 62.80
TOTAL RETURN²	44.22%	(17.15)%	4.33%	2.03%	24.20%
RATIOS/SUPPLEMENTAL DATA:					
Net assets, end of year (000's omitted)	\$1,937,668	\$2,200,271	\$3,744,358	\$6,332,946	\$9,300,174
Ratios to average net assets of:					
Expenses	0.58%	0.58%	0.58%	0.58%	0.58%
Net investment income	2.81%	2.29%	2.86%	1.91%	3.13%
Portfolio turnover rate ³	55%	26%	18%	20%	24%
WisdomTree Europe Hedged SmallCap Equity Fund					
	For the Year Ended March 31, 2021	For the Year Ended March 31, 2020	For the Year Ended March 31, 2019	For the Year Ended March 31, 2018	For the Year Ended March 31, 2017
Net asset value, beginning of year	\$ 23.43	\$ 30.17	\$ 30.62	\$ 28.29	\$ 23.90
Investment operations:					
Net investment income ¹	1.02	1.22	1.06	0.74	0.81
Net realized and unrealized gain (loss)	10.56	(6.92)	(0.89)	2.05	4.25
Total from investment operations	11.58	(5.70)	0.17	2.79	5.06
Dividends and distributions to shareholders:					
Net investment income	(1.05)	(1.04)	(0.62)	(0.45)	(0.67)
Tax return of capital	—	—	—	(0.01)	—
Total dividends and distributions to shareholders	(1.05)	(1.04)	(0.62)	(0.46)	(0.67)
Net asset value, end of year	\$ 33.96	\$ 23.43	\$ 30.17	\$ 30.62	\$ 28.29
TOTAL RETURN²	50.50%	(19.62)%	0.54%	9.88%	21.62%
RATIOS/SUPPLEMENTAL DATA:					
Net assets, end of year (000's omitted)	\$37,353	\$49,197	\$120,671	\$154,624	\$155,594
Ratios to average net assets of:					
Expenses	0.58%	0.58%	0.58%	0.58%	0.58%
Net investment income	3.59%	3.99%	3.55%	2.43%	3.27%
Portfolio turnover rate ³	77%	49%	37%	37%	41%

¹ Based on average shares outstanding.

² Total return is calculated assuming an initial investment made at the net asset value at the beginning of the period, reinvestment of all dividends and distributions at net asset value during the period and redemption on the last day of the period.

³ Portfolio turnover rate excludes the value of the portfolio securities received or delivered as a result of in-kind creations or redemptions of the Fund's capital shares. Short-term securities with maturities less than or equal to 365 days are excluded from the portfolio turnover calculation.

Financial Highlights (continued)

Selected data for a share of beneficial interest outstanding throughout the period is presented below:

WisdomTree Germany Hedged Equity Fund	For the Year Ended March 31, 2021	For the Year Ended March 31, 2020	For the Year Ended March 31, 2019	For the Year Ended March 31, 2018	For the Year Ended March 31, 2017
Net asset value, beginning of year	\$ 22.79	\$ 28.63	\$ 30.95	\$ 30.40	\$ 25.54
Investment operations:					
Net investment income ¹	0.98	0.88	1.10	0.87	0.84
Net realized and unrealized gain (loss)	12.16	(5.87)	(2.64)	0.54	4.99
Total from investment operations	13.14	(4.99)	(1.54)	1.41	5.83
Dividends and distributions to shareholders:					
Net investment income	(0.98)	(0.85)	(0.59)	(0.64)	(0.97)
Tax return of capital	—	—	(0.19)	(0.22)	—
Total dividends and distributions to shareholders	(0.98)	(0.85)	(0.78)	(0.86)	(0.97)
Net asset value, end of year	\$ 34.95	\$ 22.79	\$ 28.63	\$ 30.95	\$ 30.40
TOTAL RETURN²	58.59%	(18.06)%	(5.07)%	4.63%	23.62%
RATIOS/SUPPLEMENTAL DATA:					
Net assets, end of year (000's omitted)	\$31,459	\$29,622	\$51,541	\$91,302	\$124,648
Ratios to average net assets of:					
Expenses	0.48%	0.48%	0.48%	0.48%	0.48%
Net investment income	3.38%	2.95%	3.66%	2.78%	3.14%
Portfolio turnover rate ³	46%	41%	16%	20%	28%

WisdomTree International Hedged Quality Dividend Growth Fund	For the Year Ended March 31, 2021	For the Year Ended March 31, 2020	For the Year Ended March 31, 2019	For the Year Ended March 31, 2018	For the Year Ended March 31, 2017
Net asset value, beginning of year	\$ 30.61	\$ 32.14	\$ 30.78	\$ 28.39	\$ 25.73
Investment operations:					
Net investment income ¹	0.88	0.78	0.64	0.58	0.56
Net realized and unrealized gain (loss)	10.54	(1.59)	0.83	1.99	2.80
Net increase from payment by affiliate	0.08	—	—	—	—
Total from investment operations	11.50	(0.81)	1.47	2.57	3.36
Dividends to shareholders:					
Net investment income	(0.94)	(0.72)	(0.11)	(0.18)	(0.70)
Net asset value, end of year	\$ 41.17	\$ 30.61	\$ 32.14	\$ 30.78	\$ 28.39
TOTAL RETURN²	37.85%⁴	(2.70)%	4.78%	9.05%	13.26%
RATIOS/SUPPLEMENTAL DATA:					
Net assets, end of year (000's omitted)	\$899,491	\$592,346	\$438,708	\$543,192	\$479,727
Ratios to average net assets of:					
Expenses	0.58% ^{5,6}	0.58% ^{5,6}	0.58%	0.58%	0.58%
Net investment income	2.37% ⁵	2.32% ⁵	2.07%	1.89%	2.14%
Portfolio turnover rate ³	67%	61%	56%	42%	53%

¹ Based on average shares outstanding.

² Total return is calculated assuming an initial investment made at the net asset value at the beginning of the period, reinvestment of all dividends and distributions at net asset value during the period and redemption on the last day of the period. For the periods in which the investment advisor waived advisory fees for the WisdomTree International Hedged Quality Dividend Growth Fund, the total return would have been lower if certain expenses had not been waived.

³ Portfolio turnover rate excludes the value of the portfolio securities received or delivered as a result of in-kind creations or redemptions of the Fund's capital shares. Short-term securities with maturities less than or equal to 365 days are excluded from the portfolio turnover calculation.

⁴ Includes a reimbursement from the sub-advisor for investment losses on certain foreign exchange transactions during the period. Excluding this reimbursement, total return would have been 0.27% lower.

⁵ The ratios to average net assets do not include net investment income (loss) or expenses of other funds in which the Fund invests.

⁶ The expense ratio includes investment advisory fee waivers. Without these investment advisory fee waivers, the expense ratio would have been unchanged.

Financial Highlights (concluded)

Selected data for a share of beneficial interest outstanding throughout the period is presented below:

	For the Year Ended March 31, 2021	For the Year Ended March 31, 2020	For the Year Ended March 31, 2019	For the Year Ended March 31, 2018	For the Year Ended March 31, 2017
WisdomTree Japan Hedged Equity Fund					
Net asset value, beginning of year	\$ 42.64	\$ 50.42	\$ 55.76	\$ 50.40	\$ 43.85
Investment operations:					
Net investment income ¹	1.02	1.05	1.06	0.92	0.86
Net realized and unrealized gain (loss)	18.73	(7.52)	(5.03)	5.81	6.67
Net increase from payment by affiliate	0.00 ⁵	—	—	—	—
Total from investment operations	19.75	(6.47)	(3.97)	6.73	7.53
Dividends to shareholders:					
Net investment income	(1.38)	(1.31)	(1.37)	(1.37)	(0.98)
Net asset value, end of year	\$ 61.01	\$ 42.64	\$ 50.42	\$ 55.76	\$ 50.40
TOTAL RETURN²	46.97% ³	(13.26)%	(7.20)%	13.45%	17.45%
RATIOS/SUPPLEMENTAL DATA:					
Net assets, end of year (000's omitted)	\$1,674,759	\$1,709,801	\$3,254,417	\$6,607,000	\$8,411,670
Ratios to average net assets of:					
Expenses	0.48%	0.48%	0.48%	0.48%	0.48%
Net investment income	2.03%	2.08%	1.96%	1.67%	1.91%
Portfolio turnover rate ⁴	25%	20%	23%	18%	37%
WisdomTree Japan Hedged SmallCap Equity Fund					
	For the Year Ended March 31, 2021	For the Year Ended March 31, 2020	For the Year Ended March 31, 2019	For the Year Ended March 31, 2018	For the Year Ended March 31, 2017
Net asset value, beginning of year	\$ 33.88	\$ 39.57	\$ 44.13	\$ 37.28	\$ 31.24
Investment operations:					
Net investment income ¹	0.64	0.75	0.51	0.64	0.70
Net realized and unrealized gain (loss)	11.45	(5.52)	(4.31)	6.91	5.94
Total from investment operations	12.09	(4.77)	(3.80)	7.55	6.64
Dividends to shareholders:					
Net investment income	(1.21)	(0.92)	(0.76)	(0.70)	(0.60)
Net asset value, end of year	\$ 44.76	\$ 33.88	\$ 39.57	\$ 44.13	\$ 37.28
TOTAL RETURN²	36.31%	(12.41)%	(8.77)%	20.42%	21.64%
RATIOS/SUPPLEMENTAL DATA:					
Net assets, end of year (000's omitted)	\$31,332	\$44,049	\$83,097	\$207,434	\$115,561
Ratios to average net assets of:					
Expenses	0.58%	0.58%	0.58%	0.58%	0.58%
Net investment income	1.67%	1.90%	1.20%	1.51%	2.11%
Portfolio turnover rate ⁴	41%	36%	38%	30%	48%

¹ Based on average shares outstanding.

² Total return is calculated assuming an initial investment made at the net asset value at the beginning of the period, reinvestment of all dividends and distributions at net asset value during the period and redemption on the last day of the period.

³ Includes a reimbursement from the sub-advisor for investment losses on certain foreign exchange transactions during the period. Excluding the reimbursement, total return would have been unchanged.

⁴ Portfolio turnover rate excludes the value of the portfolio securities received or delivered as a result of in-kind creations or redemptions of the Fund's capital shares. Short-term securities with maturities less than or equal to 365 days are excluded from the portfolio turnover calculation.

⁵ Amount represents less than \$0.01 per share.

WisdomTree Trust
245 Park Avenue, 35th Floor
New York, NY 10167



GO PAPERLESS

Sign up for eDelivery
with your broker.

The Funds' current SAI provides additional detailed information about the Funds. The Trust has electronically filed the SAI with the SEC. It is incorporated by reference in this Prospectus.

Additional information about the Funds' investments is or will be available in the Funds' annual and semi-annual reports to shareholders. In the annual report you will find a discussion of the market conditions and investment strategies that significantly affected the Funds' performance during the last fiscal year.

To make shareholder inquiries, for more detailed information on the Funds, or to request the SAI or annual or semi-annual shareholder reports, as applicable, free of charge, please:

Call: 1-866-909-9473
Monday through Friday
9:00 a.m. to 5:30 p.m.
(Eastern time)

Write: WisdomTree Trust
c/o Foreside Fund Services, LLC
Three Canal Plaza, Suite 100
Portland, Maine 04101

Visit: www.wisdomtree.com

Reports and other information about the Funds are available on the EDGAR Database on the SEC's Internet site at www.sec.gov, and copies of this information may be obtained, after paying a duplicating fee, by electronic request at the following e-mail address: publicinfo@sec.gov.

No person is authorized to give any information or to make any representations about any Fund and its shares not contained in this Prospectus and you should not rely on any other information. Read and keep this Prospectus for future reference.

© 2021 WisdomTree Trust

WisdomTree Funds are distributed in the U.S. by
Foreside Fund Services, LLC
Three Canal Plaza, Suite 100
Portland, Maine 04101

WisdomTree® is a registered mark of WisdomTree
Investments, Inc.

INVESTMENT COMPANY ACT FILE NO. 811-21864
WIS-PR-002-0821