



**PROSPECTUS**  
August 2023

**Amundi Index Solutions**

A Luxembourg UCITS

## CONTENTS

<b>A WORD TO POTENTIAL INVESTORS</b>	<b>7</b>
<b>SUB-FUND DESCRIPTIONS</b>	<b>8</b>
<b>Sub-Funds Passively Managed</b>	<b>9</b>
AMUNDI INDEX EQUITY GLOBAL MULTI SMART ALLOCATION SCIENTIFIC BETA	10
AMUNDI INDEX FTSE EPRA NAREIT GLOBAL <sup>(1)</sup>	13
AMUNDI INDEX MSCI EMERGING MARKETS	15
AMUNDI INDEX MSCI EUROPE	17
AMUNDI MSCI JAPAN ESG CLIMATE NET ZERO AMBITION CTB	19
AMUNDI INDEX MSCI NORTH AMERICA ESG BROAD CTB	21
AMUNDI INDEX MSCI WORLD	24
AMUNDI CAC 40 ESG	26
AMUNDI DJ SWITZERLAND TITANS 30	28
AMUNDI DAX	30
AMUNDI DIVDAX	32
AMUNDI SDAX	34
AMUNDI EURO STOXX 50	36
AMUNDI EURO STOXX SELECT DIVIDEND30	38
AMUNDI F.A.Z. 100	40
AMUNDI FTSE EPRA EUROPE REAL ESTATE	42
AMUNDI ITALY MIB ESG	44
AMUNDI GLOBAL INFRASTRUCTURE	46
AMUNDI JAPAN TOPIX	48
AMUNDI JPX-NIKKEI 400	50
AMUNDI MSCI BRAZIL	52
AMUNDI MSCI CHINA TECH ESG SCREENED	54
AMUNDI MSCI CHINA A II	56
AMUNDI MSCI EM ASIA	58
AMUNDI MSCI EM LATIN AMERICA	60
AMUNDI MSCI EMERGING MARKETS	62
AMUNDI MSCI EUROPE EX SWITZERLAND ESG LEADERS	64
AMUNDI MSCI EUROPE GROWTH	67
AMUNDI MSCI EUROPE HIGH DIVIDEND FACTOR	69
AMUNDI MSCI EUROPE MINIMUM VOLATILITY FACTOR	71
AMUNDI MSCI EUROPE MOMENTUM FACTOR	74
AMUNDI MSCI EUROPE QUALITY FACTOR	76
AMUNDI MSCI EUROPE VALUE FACTOR	78
AMUNDI MSCI INDIA	80
AMUNDI MSCI NORDIC	82
AMUNDI MSCI SWITZERLAND	84
AMUNDI MSCI USA	86
AMUNDI MSCI USA MINIMUM VOLATILITY FACTOR	90
AMUNDI MSCI WORLD	92
AMUNDI MSCI WORLD III	94
AMUNDI GLOBAL BIOENERGY ESG SCREENED	97
AMUNDI MSCI WORLD EX EUROPE	99
AMUNDI MSCI WORLD FINANCIALS	101
AMUNDI NASDAQ-100	103
AMUNDI NYSE ARCA GOLD BUGS	105
AMUNDI PEA DOW JONES INDUSTRIAL AVERAGE	107
AMUNDI RUSSELL 2000	109
AMUNDI S&P 500	111
AMUNDI S&P 500 BUYBACK	113
AMUNDI S&P GLOBAL LUXURY	115
AMUNDI SMART CITY	117

AMUNDI SMART FACTORY	119
AMUNDI STOXX EUROPE 600	121
AMUNDI MSCI ROBOTICS & AI ESG SCREENED	123
AMUNDI PRIME EMERGING MARKETS	125
AMUNDI PRIME EUROPE	127
AMUNDI PRIME EUROZONE	129
AMUNDI PRIME GLOBAL	131
AMUNDI PRIME JAPAN	133
AMUNDI PRIME UK MID AND SMALL CAP	135
AMUNDI PRIME USA	137
AMUNDI INDEX MSCI EM ASIA SRI PAB	139
AMUNDI INDEX MSCI EMERGING MARKETS SRI PAB	142
AMUNDI INDEX MSCI EMU SRI PAB	145
AMUNDI INDEX MSCI EUROPE SRI PAB	148
AMUNDI INDEX MSCI JAPAN SRI PAB	151
AMUNDI INDEX MSCI PACIFIC EX JAPAN SRI PAB	154
AMUNDI INDEX MSCI USA SRI PAB	156
AMUNDI INDEX MSCI WORLD SRI PAB	159
AMUNDI MSCI UK IMI SRI PAB	162
AMUNDI DAX 50 ESG	164
AMUNDI MDAX ESG	166
AMUNDI S&P 500 ESG	168
AMUNDI STOXX EUROPE 600 ESG	170
AMUNDI MSCI AC FAR EAST EX JAPAN ESG LEADERS SELECT	172
AMUNDI MSCI CHINA ESG LEADERS SELECT	174
AMUNDI MSCI EMERGING EX CHINA ESG LEADERS SELECT	176
AMUNDI MSCI EMERGING ESG LEADERS	178
AMUNDI MSCI EMU ESG LEADERS SELECT	181
AMUNDI MSCI EUROPE ESG LEADERS SELECT	183
AMUNDI MSCI USA ESG LEADERS SELECT	186
AMUNDI MSCI WORLD ESG LEADERS SELECT	189
AMUNDI MSCI EMU ESG UNIVERSAL SELECT	192
AMUNDI MSCI EUROPE ESG UNIVERSAL SELECT	195
AMUNDI MSCI USA ESG UNIVERSAL SELECT	198
AMUNDI MSCI WORLD ESG UNIVERSAL SELECT	201
AMUNDI MSCI EUROPE CLIMATE TRANSITION CTB	204
AMUNDI MSCI WORLD CLIMATE TRANSITION CTB	207
AMUNDI INDEX MSCI EUROPE ESG BROAD CTB	210
AMUNDI INDEX MSCI EMERGING ESG BROAD CTB	212
AMUNDI MSCI EMU ESG BROAD NET ZERO CLIMATE CTB	215
AMUNDI MSCI EUROPE SMALL CAP ESG CLIMATE NET ZERO AMBITION CTB	218
AMUNDI MSCI PACIFIC ESG CLIMATE NET ZERO AMBITION CTB	221
AMUNDI MSCI EUROPE CLIMATE PARIS ALIGNED PAB	224
AMUNDI MSCI WORLD CLIMATE PARIS ALIGNED PAB	226
AMUNDI iCPR EURO CORP CLIMATE PARIS ALIGNED PAB	228
AMUNDI EURO CORP 0-1Y ESG	231
AMUNDI GLOBAL AGG SRI	234
AMUNDI GLOBAL AGG SRI 1-5	237
AMUNDI GLOBAL CORP SRI 1-5Y	240
AMUNDI INDEX EURO CORPORATE SRI	242
AMUNDI INDEX EURO AGG SRI	244
AMUNDI INDEX EURO CORPORATE SRI 0-3 Y	246
AMUNDI INDEX US CORP SRI	248
AMUNDI US AGG SRI	250
AMUNDI USD CORPORATE BOND 0-3Y SRI	252
AMUNDI MSCI EMU CLIMATE NET ZERO AMBITION PAB	254
AMUNDI CHINA CNY BONDS <sup>(1)</sup>	256

AMUNDI EUR CORPORATE BOND 1-5Y ESG	258
AMUNDI INDEX GLOBAL AGG 500M	260
AMUNDI INDEX US GOV INFLATION-LINKED BOND <sup>(1)</sup>	262
AMUNDI INDEX BREAKEVEN INFLATION USD 10Y <sup>(1)</sup>	264
AMUNDI INDEX J.P. MORGAN EMU GOVIES IG <sup>(1)</sup>	266
AMUNDI INDEX J.P. MORGAN GBI GLOBAL GOVIES <sup>(1)</sup>	268
AMUNDI EURO HIGH YIELD BOND ESG	270
AMUNDI EUR SHORT TERM HIGH YIELD CORPORATE BOND ESG	272
AMUNDI EUR FLOATING RATE CORPORATE BOND ESG	274
AMUNDI USD FLOATING RATE CORPORATE BOND ESG	276
AMUNDI GLOBAL HIGH YIELD CORPORATE BOND ESG	279
AMUNDI GLOBAL EMERGING BOND MARKIT IBOXX	282
AMUNDI GLOBAL INFLATION-LINKED BOND SELECT <sup>(1)</sup>	284
AMUNDI EURO GOVERNMENT BOND 25+Y <sup>(1)</sup>	286
AMUNDI EURO GOVERNMENT TILTED GREEN BOND <sup>(1)</sup>	288
AMUNDI GOVT BOND HIGHEST RATED EURO INVESTMENT GRADE <sup>(1)</sup>	290
AMUNDI GOVT BOND LOWEST RATED EURO INVESTMENT GRADE <sup>(1)</sup>	292
AMUNDI GOVT BOND LOWEST RATED EURO INVESTMENT GRADE 1-3 <sup>(1)</sup>	294
AMUNDI ITALY BTP GOVERNMENT BOND 1-3Y <sup>(1)</sup>	297
AMUNDI ITALY BTP GOVERNMENT BOND 10Y <sup>(1)</sup>	299
AMUNDI PRIME EURO CORPORATES	301
AMUNDI PRIME EURO GOV BONDS 0-1Y	305
AMUNDI PRIME EURO GOVIES <sup>(1)</sup>	307
AMUNDI PRIME GLOBAL GOVIES <sup>(1)</sup>	309
AMUNDI PRIME US CORPORATES	311
AMUNDI PRIME US TREASURY <sup>(1)</sup>	313
AMUNDI PRIME US TREASURY BOND 0-1 Y	315
AMUNDI SHORTEX DAILY (-1X) INVERSE	319
AMUNDI GERMAN BUND DAILY (-1X) INVERSE <sup>(1)</sup>	322
AMUNDI GLOBAL CORPORATE IG	325
<b>NOTES ON SUB-FUND COSTS</b>	<b>327</b>
<b>RISK DESCRIPTIONS</b>	<b>331</b>
RISKS OF ORDINARY MARKET CONDITIONS	331
RISKS OF UNUSUAL MARKET CONDITIONS	336
<b>GENERAL INVESTMENT POLICIES</b>	<b>337</b>
PERMITTED SECURITIES AND TRANSACTIONS	337
<b>DIVERSIFICATION REQUIREMENTS</b>	<b>339</b>
<b>INDEX TRACKING FUNDS</b>	<b>340</b>
LIMITS TO PREVENT SIGNIFICANT INFLUENCE	340
FEEDER FUNDS	341
MANAGEMENT AND MONITORING OF GLOBAL RISK EXPOSURE	341
Replication Methods for passively managed sub-fund	342
<b>MORE ABOUT DERIVATIVES AND TECHNIQUES</b>	<b>345</b>
TYPES OF DERIVATIVES THE SUB-FUNDS MAY USE	345
PURPOSES OF DERIVATIVES USE	345
TECHNIQUES AND INSTRUMENTS ON SECURITIES FINANCING TRANSACTIONS	346
MANAGEMENT OF COLLATERAL FOR OTC DERIVATIVE TRANSACTIONS AND TECHNIQUES AND INSTRUMENTS ON SECURITIES FINANCING TRANSACTIONS	346
SUMMARY DESCRIPTION OF THE PROCESS FOR SELECTING INTERMEDIARIES	347
USE OF SECURITIES FINANCING TRANSACTIONS AND TOTAL RETURN SWAPS	348
<b>BENCHMARK REGULATIONS</b>	<b>351</b>
<b>INVESTING IN THE SUB-FUNDS</b>	<b>354</b>
<b>Share Classes</b>	<b>354</b>
BASE SHARE CLASS DESIGNATIONS	354
SHARE CLASS SUFFIXES	355

AVAILABLE CLASSES	355
<b>Share Class Policies</b>	<b>356</b>
ISSUANCE AND OWNERSHIP	356
DIVIDEND POLICY	356
OTHER POLICIES	356
<b>Purchasing, Switching, Redeeming and Transferring Shares</b>	<b>357</b>
ON THE PRIMARY MARKET	357
INFORMATION THAT APPLIES TO ALL TRANSACTIONS EXCEPT TRANSFERS AND TRANSACTIONS ON THE SECONDARY MARKET	357
BUYING SHARES	357
SWITCHING SHARES	358
REDEEMING SHARES	358
TRANSFERRING SHARES	358
SECONDARY MARKET FOR UCITS ETF SHARE CLASSES	359
<b>How We Calculate NAV</b>	<b>360</b>
<b>Taxes</b>	<b>361</b>
<b>Rights We Reserve</b>	<b>362</b>
<b>Fight Against Money Laundering and Financing of Terrorism</b>	<b>363</b>
<b>Privacy of Personal Information</b>	<b>364</b>
<b>Information for Investors in Certain Countries</b>	<b>364</b>
<b>THE SICAV</b>	<b>365</b>
<b>Service Providers Engaged by the SICAV</b>	<b>367</b>
<b>THE MANAGEMENT COMPANY</b>	<b>371</b>
<b>Annex 1 - ESG Related Disclosures</b>	<b>373</b>
AMUNDI GLOBAL AGG SRI 1-5	374
AMUNDI EUR SHORT TERM HIGH YIELD CORPORATE BOND ESG	384
AMUNDI MSCI EMU ESG UNIVERSAL SELECT	394
AMUNDI MSCI USA ESG LEADERS SELECT	403
AMUNDI INDEX MSCI EMERGING ESG BROAD CTB	412
AMUNDI EUR FLOATING RATE CORPORATE BOND ESG	421
AMUNDI DAX 50 ESG	431
AMUNDI EURO HIGH YIELD BOND ESG	440
AMUNDI MSCI EUROPE SMALL CAP ESG CLIMATE NET ZERO AMBITION CTB	451
AMUNDI MSCI EUROPE CLIMATE TRANSITION CTB	461
AMUNDI MSCI USA ESG UNIVERSAL SELECT	471
AMUNDI US AGG SRI	480
AMUNDI MSCI PACIFIC ESG CLIMATE NET ZERO AMBITION CTB	489
AMUNDI MSCI EMERGING EX CHINA ESG LEADERS SELECT	499
AMUNDI MDAX ESG	508
AMUNDI INDEX US CORP SRI	518
AMUNDI MSCI WORLD ESG UNIVERSAL SELECT	528
AMUNDI MSCI EUROPE ESG UNIVERSAL SELECT	537
AMUNDI INDEX MSCI EUROPE ESG BROAD CTB	546
AMUNDI USD CORPORATE BOND 0-3Y SRI	555
AMUNDI MSCI CHINA ESG LEADERS SELECT	564
AMUNDI CAC 40 ESG	573
AMUNDI MSCI EMU ESG LEADERS SELECT	582
AMUNDI GLOBAL AGG SRI	592
AMUNDI INDEX MSCI EUROPE SRI PAB	602
AMUNDI INDEX MSCI EMU SRI PAB	612
AMUNDI MSCI EMU CLIMATE NET ZERO AMBITION PAB	622
AMUNDI MSCI EUROPE CLIMATE PARIS ALIGNED PAB	632
AMUNDI INDEX MSCI JAPAN SRI PAB	642

AMUNDI MSCI WORLD CLIMATE PARIS ALIGNED PAB	652
AMUNDI INDEX MSCI PACIFIC EX JAPAN SRI PAB	662
AMUNDI MSCI AC FAR EAST EX JAPAN ESG LEADERS SELECT	672
AMUNDI MSCI JAPAN ESG CLIMATE NET ZERO AMBITION CTB	682
AMUNDI INDEX MSCI USA SRI PAB	692
AMUNDI INDEX MSCI WORLD SRI PAB	702
AMUNDI INDEX EURO CORPORATE SRI 0-3 Y	712
AMUNDI INDEX MSCI EMERGING MARKETS SRI PAB	722
AMUNDI ICPR EURO CORP CLIMATE PARIS ALIGNED PAB	732
AMUNDI INDEX MSCI NORTH AMERICA ESG BROAD CTB	741
AMUNDI INDEX MSCI EM ASIA SRI PAB	751
AMUNDI MSCI EMERGING ESG LEADERS	761
AMUNDI EURO CORP 0-1Y ESG	770
AMUNDI MSCI EUROPE EX SWITZERLAND ESG LEADERS	779
AMUNDI INDEX EURO AGG SRI	789
AMUNDI S&P 500 ESG	799
AMUNDI GLOBAL CORP SRI 1-5Y	808
Amundi Stoxx Europe 600 ESG	818
AMUNDI EURO GOVERNMENT TILTED GREEN BOND	828
AMUNDI INDEX EURO CORPORATE SRI	836
AMUNDI MSCI EUROPE ESG LEADERS SELECT	846
AMUNDI MSCI WORLD CLIMATE TRANSITION CTB	855
AMUNDI MSCI UK IMI SRI PAB	865
AMUNDI ITALY MIB ESG	875
AMUNDI USD FLOATING RATE CORPORATE BOND ESG	884
AMUNDI MSCI WORLD ESG LEADERS SELECT	894
AMUNDI PEA MSCI USA ESG LEADERS	903

# A WORD TO POTENTIAL INVESTORS

## ALL INVESTMENTS INVOLVE RISK

With these sub-funds, as with most investments, future performance may differ from past performance. There is no guarantee that any sub-fund will meet its objectives or achieve any particular level of performance.

Sub-Fund investments are not bank deposits. The value of your investment can go up and down, and you could lose money. No sub-fund in this prospectus is intended as a complete investment plan, nor are all sub-funds appropriate for all investors.

Before investing in any sub-fund, you should understand the risks, costs, and terms of investment of that sub-fund. You should also understand how well these characteristics align with your own financial circumstances and tolerance for investment risk.

As a potential investor, it is your responsibility to know and follow the laws and regulations that apply to you and to be aware of the potential tax consequences of your investment. We recommend that every investor consult an investment adviser, legal adviser and tax adviser before investing.

Note that any differences among portfolio securities currencies, share class currencies, and your home currency will expose you to currency risk. In addition, if your home currency is different from the currency in which the share class you own reports its performance, the performance you experience as an investor could be substantially different from the published performance of the share class.

## WHO CAN INVEST IN THESE SUB-FUNDS

Distributing this prospectus, offering these shares for sale, or investing in these shares is legal only where the shares are registered for public sale or where sale is not prohibited by local law or regulation. This prospectus is not an offer or solicitation in any jurisdiction, or to any investor, where such a solicitation is not legally permitted.

These shares are not registered with the US Securities and Exchange Commission or any other US entity, federal or otherwise. Therefore, unless the SICAV is satisfied that it would not constitute a violation of US securities laws, these shares are not available to, or for the benefit of, US persons.

For more information on restrictions on share ownership, or to request board approval to invest in a restricted class (see section "Share Class Policies").

## WHICH INFORMATION TO RELY ON

In deciding whether or not to invest in a sub-fund, you should look at this prospectus, the relevant Key Information Document (KID), the application form (where relevant), and the sub-fund's most recent annual report.

These documents must all be distributed together (along with any more recent semi-annual report, if published), and this prospectus is not valid without the other documents. By buying shares in any of these sub-funds, you are considered to have accepted the terms described in these documents.

Together, all these documents contain the only approved information about the sub-funds and the SICAV. The board is not liable for any statements or information about the sub-funds or the SICAV that is not contained in these documents. In case of any inconsistency in translations of this prospectus, the English version will prevail.

### Terms with specific meanings

The terms in this box have the following meanings within this prospectus: Words and expressions that are defined in the 2010 Law but not here have the same meaning as in the 2010 Law.

**2010 Law** The Luxembourg law of December 17, 2010 on Undertakings for Collective Investment, as amended.

**Articles of incorporation** The articles of incorporation of the SICAV, as amended.

**Authorized participant** An institutional investor, market maker or broker entity authorised by the SICAV for the purposes of directly subscribing and/or redeeming UCITS ETF shares in a sub-fund with the SICAV.

**Base currency** The currency in which a sub-fund does the accounting for its portfolio and maintains its primary NAV.

**Board** The board of directors of the SICAV.

**Business day** A day (other than a Saturday and a Sunday) as defined in each relevant "sub-fund's Description".

**Disclosure regulation or SFDR** Regulation (EU) 2019/2088 of the European Parliament and of the Council of 27 November 2019 on sustainability related disclosures in the financial services sector, as may be amended, supplemented, consolidated, substituted in any form or otherwise modified from time to time.

**Equity linked instruments** Security or instrument replicating or based on an equity, including a share warrant, a subscription right, an acquisition or purchase right, an embedded derivative based on equities or equity indexes and whose economic effect leads to be exclusively exposed to equities, a depository receipt such as ADR and GDR. Participatory Notes (P-Notes) are embedded derivatives which are excluded from this definition. sub-funds, which intend to use P-Notes, will specifically indicate it in their investment policy.

**environmentally sustainable Investments** means an investment in one or several economic activities that qualify as environmentally sustainable under the Taxonomy Regulation.

**environmentally sustainable economic activities.**

For the purpose of establishing the degree to which an investment is environmentally sustainable, an economic activity shall qualify as environmentally sustainable where that economic activity contributes substantially to one or more of the environmental objectives set out in the TR, does not significantly harm and of the environmental objectives set out in the TR, is carried out in compliance with the minimum safeguards laid down in the TR and complies with the technical screening criteria that have been established by the European Commission in accordance with the TR.

**ESG** Environmental, social and governance matters.

**ESG rated** a security which is ESG rated or covered for ESG evaluation purposes by Amundi Asset Management or by a regulated third party recognised for the provision professional ESG rating and evaluation.

**Europe** Denmark, France, Netherlands, United Kingdom and their respective dependencies, Albania, Andorra, Austria, Belarus, Belgium, Bosnia and Herzegovina, Bulgaria, Croatia, Cyprus, Czech Republic, Estonia, Finland, Germany, Greece, Hungary, Iceland, Ireland, Italy, Latvia, Liechtenstein, Lithuania, Luxembourg, Macedonia, Malta, Moldavia, Monaco, Montenegro, Norway, Poland, Portugal, Romania, Russia, San Marino, Serbia, Slovakia, Slovenia, Spain, Sweden, Switzerland, Turkey, Ukraine, Vatican City, European Union, Russian Federation (CIS).

**iNav** intra-day net asset value made available by the SICAV or designated other persons on behalf of the SICAV, for one or more shares/sub-funds denominated as ETF.

**Institutional investors** Investors who qualify as institutional investors under article 175 of the 2010 Law and under the guidelines or recommendations of the CSSF.

**Investment grade** Rated at least BBB- by S&P, Baa3 by Moody's and/or BBB- (by Fitch).

**KID** Key Information Document and/or Key Investor Information Document

**Latin America** Argentina, Bolivia, Brazil, Chile, Colombia, Costa Rica, Cuba, Dominican Republic, El Salvador, Ecuador, Guatemala, Haiti, Honduras, Mexico, Nicaragua, Panama, Paraguay, Peru, Uruguay, Venezuela.

**Member state** A member state of the EU or of the European Economic Area.

**SFT** Securities financing transactions as defined in the Regulation (EU) 2015/2365 of the European Parliament and of the Council of 25 November 2015 on transparency of securities financing transactions and of reuse (SFTR)

# SUB-FUND DESCRIPTIONS

## Introduction to the sub-funds

All of the sub-funds described here are part of AMUNDI INDEX SOLUTIONS, a SICAV that functions as an umbrella structure. The SICAV exists to offer investors a range of sub-funds with different objectives and strategies, and to manage the assets of these sub-funds for the benefit of investors.

For each sub-fund, the specific investment objectives and the main securities it may invest in, along with other key characteristics, are described in this section. In addition, all sub-funds are subject to the general investment policies and restrictions that are described in section "General investment policies".

The board of the SICAV has overall responsibility for the SICAV's business operations and its investment activities, including the investment activities of all of the sub-funds. The board has delegated the day-to-day management of the sub-funds to the management company, which in turn has delegated some of its responsibilities to a number of investment managers and other service providers.

The board retains supervisory approval and control over the management company. More information about the SICAV, the board, the management company and the service providers in sections "The SICAV" and "The Management Company".

For information on fees and expenses you may have to pay in connection with your investment, consult the following:

- Maximum fees for purchase, switching and redeeming shares: this section (main classes) and "Investing in the sub-funds" section (all families of classes).
- Maximum annual fees deducted from your investment: this section and section "Share Classes".

Recent actual expenses: the applicable KID or the SICAV's most recent shareholder report.

Fees for currency conversions, bank transactions, and investment advice: your financial advisor, the transfer agent (section "The SICAV") or other service providers, as applicable.

**MENA** (Middle East and North Africa) Bahrain, Egypt, Jordan, Kuwait, Lebanon, Morocco, Oman, Qatar, Saudi Arabia, Tunisia and the United Arab Emirates.

**NAV** Net asset value; the value of one share.

**Prospectus** This document, as amended from time to time.

**RTS** are a consolidated set of technical standards defined by European Parliament and the Council and published on 6 April 2022, which provide additional detail on the content, methodology and presentation of certain existing disclosure requirements under the Disclosure Regulation and the Taxonomy Regulation. The RTS were accompanied by five annexes, which provide mandatory disclosure templates.

**SICAV** Amundi Index Solutions, a Luxembourg-domiciled SICAV.

**Shareholder reports** The annual and semi-annual reports of the SICAV.

**Sustainability factors** for the purposes of art. 2.(24) of SFDR mean environmental, social and employee matters, respect for human rights, anti-corruption and anti-bribery.

**Sustainable investment** for the purposes of art. 2.(17) of the SFDR mean (1) An investment in an economic activity that contributes to an environmental objective, as measured by key resource efficiency indicators on (i) the use of energy, (ii) renewable energy, (iii) raw materials, (iv) water and land, (v) on the production of waste, (vi) greenhouse gas emissions, or (vii) its impact on biodiversity and the circular economy, or (2) an investment in an economic activity that contributes to a social objective (in particular an investment that contributes to tackling inequality or that fosters social cohesion, social integration and labour relations), or (3) an investment in human capital or economically or socially disadvantaged communities, provided that such investments do not significantly harm any of those objectives and that the investee companies follow good governance practices, in particular with respect to sound management structures, employee relations, remuneration of staff and tax compliance.

Information on Amundi's methodology to assess if an investment qualify as a Sustainable Investment can be found in the Amundi ESG Regulatory Statement available on amundi.com.

**Sustainability risks** for the purpose of art. 2 (22) of SFDR means an environmental, social or governance event or condition that, if it occurs, could cause an actual or a potential material negative impact on the value of an investment.

**Taxonomy Regulation or TR** means regulation 2020/852 of the European Parliament and of the Council of 27th November 2019 on the establishment of a framework to facilitate sustainable investment and amending Regulation (EU) 2019/2088 'disclosure regulation' or "SFDR".

**Transaction Day** A day when the received and accepted requests can be processed, as further defined in each relevant "sub-fund's Description".

**TRS** Total return swaps.

**US person** Any of the following:

- a US resident, a trust of which a US resident is a trustee, or an estate of which a US resident is an executor or administrator;
- a partnership or corporation organized under US federal or state law;
- an agency or branch of a foreign entity located in the US;
- a non-discretionary or similar account (other than an estate or trust account) that is held by a dealer or other fiduciary who is one of the above, or for the benefit or account of one of the above or below;
- a partnership or corporation organised or incorporated by one of the above under non-US laws primarily for investing in securities that are not registered under the 1933 Act, unless organised and owned by;
- accredited investors who are not natural persons, estates or trusts.

**US tax resident** Any of the following:

- a US citizen or resident, or the estate of such a person;
- a partnership or corporation organized in the US or under US federal or state law;
- a trust that is substantially controlled by any of the above and is substantially within the jurisdiction of a US court.

**we, us** The SICAV, acting through the board or through any service providers described in this prospectus except for the auditor and any distributors.

**you** Any past, current or prospective shareholder, or an agent for the same.

### Currency abbreviations

<b>AUD</b> Australian dollar	<b>MXN</b> Mexican peso
<b>CAD</b> Canadian dollar	<b>NOK</b> Norwegian krone
<b>CHF</b> Swiss franc	<b>NZD</b> New Zealand dollar
<b>CZK</b> Czech koruna	<b>PLN</b> Polish zloty
<b>DKK</b> Danish krone	<b>RMB</b> Chinese renminbi
<b>EUR</b> Euro	<b>RON</b> Romanian leu
<b>GBP</b> Great Britain Pound	<b>SEK</b> Swedish krona
<b>HDK</b> Hong Kong dollar	<b>SGD</b> Singapore dollar
<b>HUF</b> Hungarian forint	<b>THB</b> Thai baht
<b>JPY</b> Japanese yen	<b>USD</b> United States dollar



# Sub-Funds Passively Managed

# AMUNDI INDEX EQUITY GLOBAL MULTI SMART ALLOCATION SCIENTIFIC BETA

## Objective and Investment Policy

### Objective

To track the performance of Scientific Beta Developed Multi-Beta Multi-Strategy Four-Factor ERC Index ("the Index"), and to minimize the tracking error between the net asset value of the sub-fund and the performance of the Index.

### Index Description

- General description of the Index

Scientific Beta Developed Multi-Beta Multi-Strategy Four-Factor ERC Index is an equity index made of equities from the universe of mid and large-cap markets of developed countries. Its objective is to generate a higher return than the universe of large and mid-cap developed market equities (Global universe) weighted by market capitalisation. The index applies several security selection filters to this Global Universe and several weighting systems to obtain a composition aiming to achieve this objective.

The Index is a Net Total Return Index : dividends net of tax paid by the index constituents are included in the Index return.

- Index currency: Euro
- Index Composition

The Global Universe comprises large- and mid-cap developed market equities. In order to optimise the liquidity of the Scientific Beta Developed Multi-Beta Multi-Strategy Four-Factor ERC Index, the securities selected within this Global Universe are those of companies in countries that:

- have a recent history with the highest volume and frequency of trading and
- have the largest float market caps compared to all the securities in the underlying investment universe.

The securities of the companies used therefore comprise the Benchmark Universe, which includes approximately 2000 securities (hereinafter "the 2000 securities").

Four security selection filters are applied to the Benchmark Universe to create sub-indices:

- "Valuation" criterion: from the 2000 securities in the Benchmark Universe, 50% of those with the lowest market valuations are selected, i.e. those with the highest valuation ratio (book value of the company divided by its market value)
- "Size" criterion: from the 2000 securities in the Benchmark Universe, 50% of those with the smallest stock market capitalisation are selected
- "Momentum" criterion: from the 2000 securities in the Benchmark Universe, 50% of those with the highest returns over the 12 months preceding selection are selected (the return taken into account is equal to the performance of the security with dividends reinvested)
- "Volatility" criterion: from the 2000 securities in the Benchmark Universe, 50% of those with the lowest volatility over the 12 months preceding selection are selected

Each of these four selections of approximately 1000 securities constitutes a sub-index.

Five weighting methods are applied to the securities comprising each of these four sub-indices:

- Maximum Deconcentration: strategy consisting of attributing an identical weighting to each constituent (equal weighting)
- Maximum Decorrelation: strategy consisting of attributing a weighting to each constituent calculated on the basis of a correlation matrix. The aim is to minimise the portfolio's expected volatility assuming that the individual volatility of securities is identical
- Risk diversification ("Diversified Risk Weighted") : strategy consisting of attributing a weighting to each constituent that enables it to contribute equally to the total risk of the sub-index measured by its historical volatility over the 12 months preceding selection
- Minimum Volatility ("Efficient Minimum Volatility"): strategy consisting of attributing a weighting to each constituent calculated on the basis of historical volatility and of its correlation with the other components over the 12 months preceding selection in order to minimise the portfolio's expected volatility
- Maximisation of the Sharpe ratio ("Efficient Maximum Sharpe ratio"): strategy consisting of attributing a weighting to each constituent based on its contribution to the expected Sharpe ratio. The constituents that contribute the most to the expected Sharpe ratio are weighted relatively higher than those that contribute the least to this objective. The Sharpe ratio measures the return compared to the risk taken, with risk measured by volatility over the 12 months preceding selection.

The weighting of securities in each of the four sub-indices is obtained by taking for each security the average weight obtained using the five weighting methods described above.

These four sub-indices used to establish the Scientific Beta Developed Multi-Beta Multi-Strategy Four-Factor ERC Index are then weighted in accordance with the "equal risk contribution" method: this means that each sub-index must contribute equally to the relative risk measured using the tracking error compared to the Benchmark Universe weighted by market capitalization.

- Index Revision

The Index rebalancing is planned quarterly.

- Index Publication

The Index is calculated and published by ERI Scientific Beta ("SciBeta").

SciBeta official indices are those calculated by SciBeta using:

- the official closing prices of the stock exchanges on which the component securities are traded;
- the WM Reuters closing (16:00 GMT) exchange rates.

Scientific Beta Developed Multi-Beta Multi-Strategy Four-Factor ERC Index value is available via Bloomberg. At the date of the prospectus, the ticker is: SBDXRHMN

The performance tracked is the closing price of the Scientific Beta Developed Multi-Beta Multi-Strategy Four-Factor ERC Index

SciBeta index methodology, composition, revision rules and additional information concerning the Index underlying components are available on [scientificbeta.com](http://scientificbeta.com)

## Management Process

The exposure to the Index will be achieved through a direct replication, mainly by making direct investments in transferable securities and/or other eligible assets representing the Index constituents in a proportion extremely close to their proportion in the index.

The sub-fund takes into account principal adverse impacts of investments on sustainability factors in its investment process as outlined in more detail in section "Sustainable Investing" of this prospectus and will not hold any securities of companies involved in the production or sale of controversial weapons as defined in "Replication Methods".

The Sub-Fund does not integrate a consideration of environmentally sustainable economic activities (as prescribed in the Taxonomy Regulation) in its management process. Therefore, for the purpose of the Taxonomy Regulation, it should be noted that the investments underlying the Sub-Fund do not take into account the EU criteria for environmentally sustainable economic activities.

**German Investment Tax Act** : At least 60% of the sub-fund's net asset value is continuously invested in equities listed on a stock exchange or traded on an organized market. For the sake of clarity investments in Real Estate Investment Trusts (as such term is defined by the German Ministry of Finance) and UCITS or UCIs are not included in this percentage.

### Tracking Error

The tracking error measures the volatility of the difference between the return of the sub-fund and the return of the Index. In normal market conditions, it is anticipated that the sub-fund will track the performance of the Index with a tracking error of up to 1%. The return, used to compute the tracking error of the sub-fund, is determined before taking into account any swing pricing mechanism.

### Techniques and instruments on securities and Derivatives

In order to deal with inflows and outflows and also with some local market specificities (market access and liquidity, local tax); the Investment Manager will be able to combine the direct replication with a replication through derivatives such as amongst other futures. In case of such replication, the sub-fund may hold deposits while keeping full exposure to the Index.

The sub-fund may enter into any efficient portfolio management techniques and instruments relating to transferable securities and money market instruments, such as securities lending and borrowing, reverse purchase agreement and repurchase agreement for the purposes of efficient portfolio management as described and in compliance with sections "Techniques and Instruments on Securities Financing Transactions" and "Replication Methods" of this prospectus. In particular, such techniques and instruments may be used in order to generate additional income.

The maximum and expected proportions of the sub-fund's assets that can be subject to SFT and TRS are disclosed in the table "USE OF SECURITIES FINANCING TRANSACTIONS AND TOTAL RETURN SWAPS".

**Sub-fund base currency** : Euro

### Investment Manager

Amundi Asset Management

## Main Risks

See "Risk Descriptions" for more information.

### Risks of ordinary market conditions

The Fund has high volatility due to its exposure to equity markets

Currency	Market
Derivatives	Small and mid-cap stock
Equity	Style
Index replication	Sustainability
Investment fund Management	Use of techniques and Instruments

### Risks of unusual market conditions

Counterparty	Liquidity
Operational	Standard practices

**Risk management method** Commitment

## Planning Your Investment

Designed for Investors who understand the risks of the sub-fund and plan to invest for at least 5 years.

The sub-fund may appeal to investors who:

- are interested in investment growth in the long term
- are looking to replicate the performance of the Index while accepting its associated risks and volatility
- are interested in investment growth in the long term while diversifying a portfolio by adding “Smart Beta” developed countries equity exposure

**Business day** Any day that is a day when Euronext Paris is fully open.

**Transaction Day** Requests received and accepted by 14:00 CET on a Business day will ordinarily be processed on the NAV of the first following day that is a business day and also a bank business day in USA market.

Transaction settlement will occur within two business days after the relevant transaction day.

In addition, technical net asset values (“T-NAV”) may be calculated and published for any calendar day (excluding Saturdays and Sundays) that is neither a business day nor a transaction day. These T-NAV are merely indicative and will not be the basis for purchasing, switching, redeeming and/or transferring shares.

**NAV publication Day :**                      **Transaction Day +1**

**Switching in/out**                                      Permitted

## MAIN SHARE CLASSES AND FEES

Share class	Currency	Min initial Investment*	Fees for share transactions		Annual fees	
			Purchase (max)	Switch (max)	Management (max)	Administration (max)
AE	EUR	-	4.50%	1.00%	0.36%	0.14%
IE	EUR	USD 500,000	2.50%	1.00%	0.11%	0.14%
UCITS ETF DR - EUR	EUR	USD 1,000,000	3.00%	1.00%	0.30%	0.10%
UCITS ETF DR - USD	USD	USD 1,000,000	3.00%	1.00%	0.30%	0.10%

See section "Notes on sub-fund Costs" in the prospectus. Other share classes may be available. For a current listing of available classes, go to [amundi.lu/amundi-index-solutions](http://amundi.lu/amundi-index-solutions)

\* Those minimums are applied in USD or in the equivalent amount, in the relevant share class currency.

## Index provider disclaimer

Scientific Beta Developed Multi-Beta Multi-Strategy Four-Factor ERC (THE “STRATEGY INDEX”) REFERENCED HEREIN IS THE PROPERTY OF EDHEC RISK INSTITUTE ASIA LTD (“ERIA”) AND HAS BEEN LICENSED FOR USE IN CONNECTION WITH AMUNDI INDEX EQUITY GLOBAL MULTI SMART ALLOCATION SCIENTIFIC BETA WITHIN THE FRAMEWORK OF ERI SCIENTIFIC BETA ACTIVITY. THE STRATEGY INDEX IS CALCULATED BY ERI SCIENTIFIC BETA ON THE BASIS OF THE EDHEC-RISK INSTITUTE METHODOLOGY.

EACH PARTY ACKNOWLEDGES AND AGREES THAT AMUNDI INDEX EQUITY GLOBAL MULTI SMART ALLOCATION SCIENTIFIC BETA IS NOT SPONSORED OR ENDORSED BY ERIA. ERIA MAKES NO REPRESENTATION WHATSOEVER, WHETHER EXPRESS OR IMPLIED, AND HEREBY EXPRESSLY DISCLAIM ALL WARRANTIES (INCLUDING WITHOUT LIMITATION, THOSE OF MERCHANTABILITY OR FITNESS FOR A PARTICULAR PURPOSE OR USE), WITH RESPECT TO THE STRATEGY INDEX OR ANY DATA INCLUDED THEREIN OR RELATING THERETO, AND IN PARTICULAR DISCLAIM ANY WARRANTY EITHER AS TO THE QUALITY, ACCURACY AND/OR COMPLETENESS OF THE STRATEGY INDEX OR ANY DATA INCLUDED THEREIN, THE RESULTS OBTAINED FROM THE USE OF THE STRATEGY INDEX AND/OR THE COMPOSITION OF THE STRATEGY INDEX AT ANY PARTICULAR TIME ON ANY PARTICULAR DATE OR OTHERWISE AND/OR THE CREDITWORTHINESS OF ANY ENTITY, OR THE LIKELIHOOD OF THE OCCURRENCE OF A CREDIT EVENT OR SIMILAR EVENT (HOWEVER DEFINED) WITH RESPECT TO AN OBLIGATION, IN THE STRATEGY INDEX AT ANY PARTICULAR TIME ON ANY PARTICULAR DATE OR OTHERWISE. ERIA SHALL NOT BE LIABLE (WHETHER IN NEGLIGENCE OR OTHERWISE) TO THE PARTIES OR ANY OTHER PERSON FOR ANY ERROR IN THE STRATEGY INDEX AND ERIA IS UNDER NO OBLIGATION TO ADVISE THE PARTIES OR ANY PERSON OF ANY ERROR THEREIN. ERIA MAKES NO REPRESENTATION WHATSOEVER, WHETHER EXPRESS OR IMPLIED, AS TO THE ADVISABILITY OF PURCHASING OR SELLING AMUNDI INDEX EQUITY GLOBAL MULTI SMART ALLOCATION SCIENTIFIC BETA, THE ABILITY OF THE STRATEGY INDEX TO TRACK RELEVANT MARKETS’ PERFORMANCES, OR OTHERWISE RELATING TO THE STRATEGY INDEX OR ANY TRANSACTION OR PRODUCT WITH RESPECT THERETO, OR OF ASSUMING ANY RISKS IN CONNECTION THEREWITH. ERIA HAS NO OBLIGATION TO TAKE THE NEEDS OF ANY PARTY INTO CONSIDERATION IN DETERMINING, COMPOSING OR CALCULATING THE STRATEGY INDEX. NO PARTY PURCHASING OR SELLING AMUNDI INDEX EQUITY GLOBAL MULTI SMART ALLOCATION SCIENTIFIC BETA, NOR ERIA, SHALL HAVE ANY LIABILITY TO ANY PARTY FOR ANY ACT OR FAILURE TO ACT BY ERIA IN CONNECTION WITH THE DETERMINATION, ADJUSTMENT, CALCULATION OR MAINTENANCE OF THE STRATEGY INDEX.

## Objective and Investment Policy

### Objective

To track the performance of FTSE EPRA/NAREIT Developed Index (the "Index"), and to minimize the tracking error between the net asset value of the sub-fund and the performance of the Index.

### Index Description

- General description of the Index

The FTSE EPRA/NAREIT Developed Index is an equity index representative of the listed real estate companies and REITS worldwide.

The Index is a Net Total Return Index : dividends net of tax paid by the index constituents are included in the Index return.

- Index currency: Euro
- Index Composition

Each stock of the Index is weighted in function of the size of its capitalization, adjusted with its free float.

- Index Revision

The Index rebalancing is planned quarterly.

- Index Publication

The Index is calculated and published by FTSE ("FTSE").

FTSE official indices are those calculated by FTSE using:

- the official closing prices of the stock exchanges on which the component securities are traded;
- the WM Reuters closing (16:00 GMT) exchange rates.

FTSE EPRA/NAREIT Developed Index value is available via Bloomberg. At the date of the prospectus, the ticker is: TRNGLE

The performance tracked is the closing price of the FTSE EPRA/NAREIT Developed Index.

FTSE index methodology, composition, revision rules and additional information concerning the Index underlying components are available on [ftse.com](http://ftse.com)

(1) This sub-fund is not an index-tracking sub-fund within the meaning of the article 44 of the Law dated December 17, 2010

## Management Process

The exposure to the Index will be achieved through a direct replication, mainly by making direct investments in transferable securities and/or other eligible assets representing the Index constituents in a proportion extremely close to their proportion in the index.

The sub-fund takes into account principal adverse impacts of investments on sustainability factors in its investment process as outlined in more detail in section "Sustainable Investing" of this prospectus and will not hold any securities of companies involved in the production or sale of controversial weapons as defined in "Replication Methods".

The Sub-Fund does not integrate a consideration of environmentally sustainable economic activities (as prescribed in the Taxonomy Regulation) in its management process. Therefore, for the purpose of the Taxonomy Regulation, it should be noted that the investments underlying the Sub-Fund do not take into account the EU criteria for environmentally sustainable economic activities.

### Tracking Error

The tracking error measures the volatility of the difference between the return of the sub-fund and the return of the Index. In normal market conditions, it is anticipated that the sub-fund will track the performance of the Index with a tracking error of up to 1%. The return, used to compute the tracking error of the sub-fund, is determined before taking into account any swing pricing mechanism.

### Techniques and instruments on securities and Derivatives

In order to deal with inflows and outflows and also with some local market specificities (market access and liquidity, local tax); the Investment Manager will be able to combine the direct replication with a replication through derivatives such as amongst other futures. In case of such replication, the sub-fund may hold deposits while keeping full exposure to the Index.

The sub-fund may enter into any efficient portfolio management techniques and instruments relating to transferable securities and money market instruments, such as securities lending and borrowing, reverse purchase agreement and repurchase agreement for the purposes of efficient portfolio management as described and in compliance with sections "Techniques and Instruments on Securities Financing Transactions" and "Replication Methods" of this prospectus. In particular, such techniques and instruments may be used in order to generate additional income.

The maximum and expected proportions of the sub-fund's assets that can be subject to SFT and TRS are disclosed in the table "USE OF SECURITIES FINANCING TRANSACTIONS AND TOTAL RETURN SWAPS".

**Sub-fund base currency :** Euro

### Investment Manager

Amundi Asset Management

## Main Risks

See "Risk Descriptions" for more information.

### Risks of ordinary market conditions

The Fund has high volatility due to its exposure to equity markets

Currency	Management
Derivatives	Market
Equity	Real Estate investment
Index replication	Sustainability
Investment fund	Use of techniques and Instruments
Listing market liquidity (ETF share class)	

### Risks of unusual market conditions

Counterparty	Liquidity
Operational	Standard practices

### Risk management method

Commitment

## Planning Your Investment

Designed for Investors who understand the risks of the sub-fund and plan to invest for at least 5 years.

The sub-fund may appeal to investors who:

- are interested in investment growth in the long term
- are looking to replicate the performance of the Index while accepting its associated risks and volatility

**Business day** Any day that is a day when Euronext Paris is fully open.

**Transaction Day** Requests received and accepted by 14:00 CET on a Business day will ordinarily be processed on the NAV of the first following day that is a business day and also a bank business day in USA market.

Transaction settlement will occur within two business days after the relevant transaction day.

In addition, technical net asset values ("T-NAV") may be calculated and published for any calendar day (excluding Saturdays and Sundays) that is neither a business day nor a transaction day. These T-NAV are merely indicative and will not be the basis for purchasing, switching, redeeming and/or transferring shares.

**NAV publication Day :** Transaction Day +1

**Switching in/out** Permitted

## MAIN SHARE CLASSES AND FEES

Share class	Currency	Min initial Investment*	Fees for share transactions		Annual fees	
			Purchase (max)	Switch (max)	Management (max)	Administration (max)
AE	EUR	-	4.50%	1.00%	0.15%	0.19%
IE	EUR	USD 500,000	2.50%	1.00%	0.10%	0.14%
UCITS ETF DR	EUR	USD 1,000,000	3.00% <sup>†</sup>	1.00%	0.10%	0.14%

See section "Notes on sub-fund Costs" in the prospectus. Other share classes may be available. For a current listing of available classes, go to [amundi.lu/amundi-index-solutions](http://amundi.lu/amundi-index-solutions)

\* Those minimums are applied in USD or in the equivalent amount, in the relevant share class currency.

## Index provider disclaimer

THE AMUNDI INDEX FTSE EPRA NAREIT GLOBAL IS NOT IN ANY WAY SPONSORED, ENDORSED, SOLD OR PROMOTED BY FTSE INTERNATIONAL LIMITED ("FTSE") OR BY THE LONDON STOCK EXCHANGE PLC (THE "EXCHANGE") OR BY THE FINANCIAL TIMES LIMITED ("FT") (TOGETHER THE "LICENSOR PARTIES") AND NONE OF THE LICENSOR PARTIES MAKE ANY WARRANTY OR REPRESENTATION WHATSOEVER, EXPRESSLY OR IMPLIEDLY, EITHER AS TO THE RESULTS TO BE OBTAINED FROM THE USE OF THE FTSE EPRA/NAREIT DEVELOPED INDEX (THE "INDEX") AND/OR THE FIGURE AT WHICH THE SAID INDEX STANDS AT ANY PARTICULAR TIME ON ANY PARTICULAR DAY OR OTHERWISE. THE INDEX IS COMPILED AND CALCULATED BY FTSE. NONE OF THE LICENSOR PARTIES SHALL BE LIABLE (WHETHER IN NEGLIGENCE OR OTHERWISE) TO ANY PERSON FOR ANY ERROR IN THE INDEX AND NONE OF THE LICENSOR PARTIES SHALL BE UNDER ANY OBLIGATION TO ADVISE ANY PERSON OF ANY ERROR THEREIN. "FTSE®", "FT-SE®", "FOOTSIE®", "FTSE4GOOD®" AND "TECHMARK®" ARE TRADE MARKS OF THE EXCHANGE AND THE FT AND ARE USED BY FTSE UNDER LICENCE. "ALL-WORLD®", "ALL-SHARE®" AND "ALL-SMALL®" ARE TRADEMARKS OF FTSE.

# AMUNDI INDEX MSCI EMERGING MARKETS

## Objective and Investment Policy

### Objective

To track the performance of MSCI Emerging Markets Index (the "Index"), and to minimize the tracking error between the net asset value of the sub-fund and the performance of the Index.

### Index Description

- General description of the Index

MSCI Emerging Markets Index is an equity index representative of the large and mid-cap markets across 23 emerging countries.

The Index is a Net Total Return Index : dividends net of tax paid by the index constituents are included in the Index return.

- Index currency: US Dollar
- Index Composition

Each stock of the Index is weighted in function of the size of its capitalization, adjusted with its free float.

- Index Revision

The Index rebalancing is planned quarterly.

- Index Publication

The Index is calculated and published by MSCI ("MSCI").

MSCI official indices are those calculated by MSCI using:

- the official closing prices of the stock exchanges on which the component securities are traded;
- the WM Reuters closing (16:00 GMT) exchange rates.

MSCI Emerging Markets Index value is available via Bloomberg. At the date of the prospectus, the ticker is: NDU EEGF

The performance tracked is the closing price of the MSCI Emerging Markets Index.

MSCI index methodology, composition, revision rules and additional information concerning the Index underlying components are available on [msci.com](http://msci.com)

## Management Process

The exposure to the Index will be achieved through a direct replication, mainly by making direct investments in transferable securities and/or other eligible assets representing the Index constituents in a proportion extremely close to their proportion in the index.

The sub-fund takes into account principal adverse impacts of investments on sustainability factors in its investment process as outlined in more detail in section "Sustainable Investing" of this prospectus and will not hold any securities of companies involved in the production or sale of controversial weapons as defined in "Replication Methods".

The Sub-Fund does not integrate a consideration of environmentally sustainable economic activities (as prescribed in the Taxonomy Regulation) in its management process. Therefore, for the purpose of the Taxonomy Regulation, it should be noted that the investments underlying the Sub-Fund do not take into account the EU criteria for environmentally sustainable economic activities.

**German Investment Tax Act** : At least 60% of the sub-fund's net asset value is continuously invested in equities listed on a stock exchange or traded on an organized market. For the sake of clarity investments in Real Estate Investment Trusts (as such term is defined by the German Ministry of Finance) and UCITS or UCIs are not included in this percentage.

### Tracking Error

The tracking error measures the volatility of the difference between the return of the sub-fund and the return of the Index. In normal market conditions, it is anticipated that the sub-fund will track the performance of the Index with a tracking error of up to 2%. The return, used to compute the tracking error of the sub-fund, is determined before taking into account any swing pricing mechanism.

### Techniques and instruments on securities and Derivatives

In order to deal with inflows and outflows and also with some local market specificities (market access and liquidity, local tax); the Investment Manager will be able to combine the direct replication with a replication through derivatives such as amongst other futures. In case of such replication, the sub-fund may hold deposits while keeping full exposure to the Index.

The sub-fund may enter into any efficient portfolio management techniques and instruments relating to transferable securities and money market instruments, such as securities lending and borrowing, reverse purchase agreement and repurchase agreement for the purposes of efficient portfolio management as described and in compliance with sections "Techniques and Instruments on Securities Financing Transactions" and "Replication Methods" of this prospectus. In particular, such techniques and instruments may be used in order to generate additional income.

The maximum and expected proportions of the sub-fund's assets that can be subject to SFT and TRS are disclosed in the table "USE OF SECURITIES FINANCING TRANSACTIONS AND TOTAL RETURN SWAPS".

**Sub-fund base currency** : US Dollar

### Investment Manager

Amundi Asset Management

### Sub-investment Manager

Amundi Japan Ltd. (Asian part of the portfolio only)

## Main Risks

See "Risk Descriptions" for more information.

### Risks of ordinary market conditions

The Fund has high volatility due to its exposure to equity markets

Currency	Investment fund
Derivatives	Management
Emerging Market	Market
Equity	Sustainability
Index replication	Use of techniques and Instruments
Country risk - China	
Listing market liquidity (ETF share class)	

### Risks of unusual market conditions

Counterparty	Liquidity
Operational	Standard practices
<b>Risk management method</b>	Commitment

## Planning Your Investment

Designed for Investors who understand the risks of the sub-fund and plan to invest for at least 5 years.

The sub-fund may appeal to investors who:

- are interested in investment growth in the long term
- are looking to replicate the performance of the Index while accepting its associated risks and volatility

**Business day** Any day that is a day when Euronext Paris is fully open.

**Transaction Day** Requests received and accepted by 14:00 CET on a Business day will ordinarily be processed on the NAV of the first following day that is a business day and also a full bank business day in Hong-Kong market and a full bank business day either in South Korea market or in Taiwan market. Transaction settlement will occur within two Business days after the relevant transaction day.

In addition, technical net asset values ("T-NAV") may be calculated and published for any calendar day (excluding Saturdays and Sundays) that is neither a business day nor a transaction day. These T-NAV are merely indicative and will not be the basis for purchasing, switching, redeeming and/or transferring shares.

**NAV publication Day :**      **Transaction Day +1**

**Switching in/out**                      Permitted

## MAIN SHARE CLASSES AND FEES

Share class	Currency	Min initial Investment*	Fees for share transactions		Annual fees	
			Purchase (max)	Switch (max)	Management (max)	Administration (max)
AE	EUR	-	4.50%	1.00%	0.30%	0.15%
IE	EUR	USD 500,000	2.50%	1.00%	0.10%	0.10%
UCITS ETF DR	EUR	USD 1,000,000	3.00%	1.00%	0.10%	0.10%
UCITS ETF DR - USD	USD	USD 1,000,000	3.00%	1.00%	0.10%	0.10%

See section "Notes on sub-fund Costs" in the prospectus. Other share classes may be available. For a current listing of available classes, go to [amundi.lu/amundi-index-solutions](http://amundi.lu/amundi-index-solutions)

\* Those minimums are applied in USD or in the equivalent amount, in the relevant share class currency.

## Index provider disclaimer

AMUNDI INDEX MSCI EMERGING MARKETS (THE "SUB-FUND") IS NOT SPONSORED, ENDORSED, SOLD OR PROMOTED BY MSCI INC. ("MSCI"), ANY OF ITS AFFILIATES, ANY OF ITS INFORMATION PROVIDERS OR ANY THIRD PARTY INVOLVED IN, OR RELATED TO, COMPILING OR CREATING ANY MSCI INDEX (COLLECTIVELY, THE "MSCI PARTIES"). THE MSCI INDICES ARE THE EXCLUSIVE PROPERTY OF MSCI AND ARE SERVICE MARKS OF MSCI OR ITS AFFILIATES. THE MSCI INDICES HAVE BEEN LICENSED FOR USE FOR CERTAIN PURPOSES BY AMUNDI. NONE OF THE MSCI PARTIES MAKES ANY REPRESENTATION OR WARRANTY, EXPRESS OR IMPLIED, TO THE ISSUER OR OWNERS OF THIS SUB-FUND OR ANY OTHER PERSON OR ENTITY REGARDING THE ADVISABILITY OF INVESTING IN SUB-FUNDS GENERALLY OR IN THIS PARTICULAR SUB-FUND OR THE ABILITY OF ANY MSCI INDEX TO TRACK CORRESPONDING STOCK MARKET PERFORMANCE. MSCI OR ITS AFFILIATES ARE THE LICENSORS OF CERTAIN TRADEMARKS, SERVICE MARKS AND TRADE NAMES AND OF THE MSCI INDICES WHICH ARE DETERMINED, COMPOSED AND CALCULATED BY MSCI WITHOUT REGARD TO AMUNDI OR THIS SUB-FUND OR THIS SUB-FUND'S UNITHOLDERS OR ANY OTHER PERSON OR ENTITY.

NONE OF THE MSCI PARTIES HAS ANY OBLIGATION TO TAKE THE NEEDS OF THE AMUNDI, THIS SUB-FUND'S UNITHOLDERS OR ANY OTHER PERSON OR ENTITY INTO CONSIDERATION IN DETERMINING, COMPOSING OR CALCULATING THE MSCI INDICES. NONE OF THE MSCI PARTIES IS RESPONSIBLE FOR OR HAS PARTICIPATED IN DETERMINATION OF THE TIMING OF, PRICES AT, OR QUANTITIES OF THIS SUB-FUND TO BE ISSUED OR IN THE DETERMINATION OR CALCULATION OF THE EQUATION BY OR THE CONSIDERATION INTO WHICH THIS SUB-FUND IS REDEEMABLE. FURTHERMORE, NONE OF THE MSCI PARTIES HAS ANY OBLIGATION OR LIABILITY TO THE ISSUER OR OWNERS OF THIS SUB-FUND OR ANY OTHER PERSON OR ENTITY IN CONNECTION WITH THE ADMINISTRATION, MARKETING OR OFFERING OF THIS SUB-FUND.

ALTHOUGH MSCI SHALL OBTAIN INFORMATION FOR INCLUSION IN OR FOR USE IN THE CALCULATION OF THE MSCI INDICES FROM SOURCES THAT MSCI CONSIDERS RELIABLE, NONE OF THE MSCI PARTIES WARRANTS OR GUARANTEES THE ORIGINALITY, ACCURACY AND/OR THE COMPLETENESS OF ANY MSCI INDEX OR ANY DATA INCLUDED THEREIN. NONE OF THE MSCI PARTIES MAKES ANY WARRANTY, EXPRESS OR IMPLIED, AS TO RESULTS TO BE OBTAINED BY THE ISSUER OF THE SUB-FUND, OWNERS OF THE SUB-FUND, OR ANY OTHER PERSON OR ENTITY, FROM THE USE OF ANY MSCI INDEX OR ANY DATA INCLUDED THEREIN. NONE OF THE MSCI PARTIES SHALL HAVE ANY LIABILITY FOR ANY ERRORS, OMISSIONS OR INTERRUPTIONS OF OR IN CONNECTION WITH ANY MSCI INDEX OR ANY DATA INCLUDED THEREIN. FURTHERMORE, NONE OF THE MSCI PARTIES MAKES ANY EXPRESS OR IMPLIED WARRANTIES OF ANY KIND, AND THE MSCI PARTIES HEREBY EXPRESSLY DISCLAIM ALL WARRANTIES OF MERCHANTABILITY AND FITNESS FOR A PARTICULAR PURPOSE, WITH RESPECT TO EACH MSCI INDEX AND ANY DATA INCLUDED THEREIN. WITHOUT LIMITING ANY OF THE FOREGOING, IN NO EVENT SHALL ANY OF THE MSCI PARTIES HAVE ANY LIABILITY FOR ANY DIRECT, INDIRECT, SPECIAL, PUNITIVE, CONSEQUENTIAL OR ANY OTHER DAMAGES (INCLUDING LOST PROFITS) EVEN IF NOTIFIED OF THE POSSIBILITY OF SUCH DAMAGES.



## Objective and Investment Policy

### Objective

To track the performance of MSCI Europe Index (the "Index"), and to minimize the tracking error between the net asset value of the sub-fund and the performance of the Index.

### Index Description

- General description of the Index

MSCI Europe Index is an equity index representative of the large and mid-cap markets of the 15 developed European countries.

The Index is a Net Total Return Index : dividends net of tax paid by the index constituents are included in the Index return.

- Index currency: Euro
- Index Composition

Each stock of the Index is weighted in function of the size of its capitalization, adjusted with its free float.

- Index Revision

The Index rebalancing is planned quarterly.

- Index Publication

The Index is calculated and published by MSCI ("MSCI").

MSCI official indices are those calculated by MSCI using:

- the official closing prices of the stock exchanges on which the component securities are traded;
- the WM Reuters closing (16:00 GMT) exchange rates.

MSCI Europe Index value is available via Bloomberg. At the date of the prospectus, the ticker is: M7EU

The performance tracked is the closing price of the MSCI Europe Index.

MSCI index methodology, composition, revision rules and additional information concerning the Index underlying components are available on [msci.com](http://msci.com)

## Management Process

The exposure to the Index will be achieved through a direct replication, mainly by making direct investments in transferable securities and/or other eligible assets representing the Index constituents in a proportion extremely close to their proportion in the index.

The sub-fund takes into account principal adverse impacts of investments on sustainability factors in its investment process as outlined in more detail in section "Sustainable Investing" of this prospectus and will not hold any securities of companies involved in the production or sale of controversial weapons as defined in "Replication Methods".

The Sub-Fund does not integrate a consideration of environmentally sustainable economic activities (as prescribed in the Taxonomy Regulation) in its management process. Therefore, for the purpose of the Taxonomy Regulation, it should be noted that the investments underlying the Sub-Fund do not take into account the EU criteria for environmentally sustainable economic activities.

**German Investment Tax Act** : At least 60% of the sub-fund's net asset value is continuously invested in equities listed on a stock exchange or traded on an organized market. For the sake of clarity investments in Real Estate Investment Trusts (as such term is defined by the German Ministry of Finance) and UCITS or UCIs are not included in this percentage.

### Tracking Error

The tracking error measures the volatility of the difference between the return of the sub-fund and the return of the Index. In normal market conditions, it is anticipated that the sub-fund will track the performance of the Index with a tracking error of up to 1%. The return, used to compute the tracking error of the sub-fund, is determined before taking into account any swing pricing mechanism.

### Techniques and instruments on securities and Derivatives

In order to deal with inflows and outflows and also with some local market specificities (market access and liquidity, local tax); the Investment Manager will be able to combine the direct replication with a replication through derivatives such as amongst other futures. In case of such replication, the sub-fund may hold deposits while keeping full exposure to the Index.

The sub-fund may enter into any efficient portfolio management techniques and instruments relating to transferable securities and money market instruments, such as securities lending and borrowing, reverse purchase agreement and repurchase agreement for the purposes of efficient portfolio management as described and in compliance with sections "Techniques and Instruments on Securities Financing Transactions" and "Replication Methods" of this prospectus. In particular, such techniques and instruments may be used in order to generate additional income.

The maximum and expected proportions of the sub-fund's assets that can be subject to SFT and TRS are disclosed in the table "USE OF SECURITIES FINANCING TRANSACTIONS AND TOTAL RETURN SWAPS".

**Sub-fund base currency** : Euro

### Investment Manager

Amundi Asset Management

## Main Risks

See "Risk Descriptions" for more information.

### Risks of ordinary market conditions

The Fund has high volatility due to its exposure to equity markets

Currency	Management
Derivatives	Market
Equity	Sustainability
Index replication	Use of techniques and Instruments
Investment fund	
Listing market liquidity (ETF share class)	

### Risks of unusual market conditions

Counterparty	Liquidity
Operational	Standard practices

**Risk management method** : Commitment

## Planning Your Investment

Designed for Investors who understand the risks of the sub-fund and plan to invest for at least 5 years.

The sub-fund may appeal to investors who:

- are interested in investment growth in the long term
- are looking to replicate the performance of the Index while accepting its associated risks and volatility

**Business day** Any day that is a day when Euronext Paris is fully open.

**Transaction Day** Requests received and accepted by 14:00 CET on a Business day will ordinarily be processed on the NAV of the first business day (including the business day when the relevant requests are received) that is also a full bank business day in United Kingdom market and in Germany market. Transaction settlement will occur within two Business days after the relevant transaction day.

In addition, technical net asset values ("T-NAV") may be calculated and published for any calendar day (excluding Saturdays and Sundays) that is neither a business day nor a transaction day. These T-NAV are merely indicative and will not be the basis for purchasing, switching, redeeming and/or transferring shares.

**NAV publication Day :** Transaction Day +1

**Switching in/out** Permitted

## MAIN SHARE CLASSES AND FEES

Share class	Currency	Min initial Investment*	Fees for share transactions		Annual fees	
			Purchase (max)	Switch (max)	Management (max)	Administration (max)
AE	EUR	-	4.50%	1.00%	0.15%	0.15%
IE	EUR	USD 500,000	2.50%	1.00%	0.10%	0.05%
UCITS ETF DR	EUR	USD 1,000,000	3.00% <sup>†</sup>	1.00%	0.05%	0.10%

See section "Notes on sub-fund Costs" in the prospectus. Other share classes may be available. For a current listing of available classes, go to [amundi.lu/amundi-index-solutions](http://amundi.lu/amundi-index-solutions)

\* Those minimums are applied in USD or in the equivalent amount, in the relevant share class currency.

## Index provider disclaimer

AMUNDI INDEX MSCI EUROPE (THE "SUB-FUND") IS NOT SPONSORED, ENDORSED, SOLD OR PROMOTED BY MSCI INC. ("MSCI"), ANY OF ITS AFFILIATES, ANY OF ITS INFORMATION PROVIDERS OR ANY THIRD PARTY INVOLVED IN, OR RELATED TO, COMPILING OR CREATING ANY MSCI INDEX (COLLECTIVELY, THE "MSCI PARTIES"). THE MSCI INDICES ARE THE EXCLUSIVE PROPERTY OF MSCI AND ARE SERVICE MARKS OF MSCI OR ITS AFFILIATES. THE MSCI INDICES HAVE BEEN LICENSED FOR USE FOR CERTAIN PURPOSES BY AMUNDI. NONE OF THE MSCI PARTIES MAKES ANY REPRESENTATION OR WARRANTY, EXPRESS OR IMPLIED, TO THE ISSUER OR OWNERS OF THIS SUB-FUND OR ANY OTHER PERSON OR ENTITY REGARDING THE ADVISABILITY OF INVESTING IN SUB-FUNDS GENERALLY OR IN THIS PARTICULAR SUB-FUND OR THE ABILITY OF ANY MSCI INDEX TO TRACK CORRESPONDING STOCK MARKET PERFORMANCE. MSCI OR ITS AFFILIATES ARE THE LICENSORS OF CERTAIN TRADEMARKS, SERVICE MARKS AND TRADE NAMES AND OF THE MSCI INDICES WHICH ARE DETERMINED, COMPOSED AND CALCULATED BY MSCI WITHOUT REGARD TO AMUNDI OR THIS SUB-FUND OR THIS SUB-FUND'S UNITHOLDERS OR ANY OTHER PERSON OR ENTITY.

NONE OF THE MSCI PARTIES HAS ANY OBLIGATION TO TAKE THE NEEDS OF THE AMUNDI, THIS SUB-FUND'S UNITHOLDERS OR ANY OTHER PERSON OR ENTITY INTO CONSIDERATION IN DETERMINING, COMPOSING OR CALCULATING THE MSCI INDICES. NONE OF THE MSCI PARTIES IS RESPONSIBLE FOR OR HAS PARTICIPATED IN DETERMINATION OF THE TIMING OF, PRICES AT, OR QUANTITIES OF THIS SUB-FUND TO BE ISSUED OR IN THE DETERMINATION OR CALCULATION OF THE EQUATION BY OR THE CONSIDERATION INTO WHICH THIS SUB-FUND IS REDEEMABLE. FURTHERMORE, NONE OF THE MSCI PARTIES HAS ANY OBLIGATION OR LIABILITY TO THE ISSUER OR OWNERS OF THIS SUB-FUND OR ANY OTHER PERSON OR ENTITY IN CONNECTION WITH THE ADMINISTRATION, MARKETING OR OFFERING OF THIS SUB-FUND.

ALTHOUGH MSCI SHALL OBTAIN INFORMATION FOR INCLUSION IN OR FOR USE IN THE CALCULATION OF THE MSCI INDICES FROM SOURCES THAT MSCI CONSIDERS RELIABLE, NONE OF THE MSCI PARTIES WARRANTS OR GUARANTEES THE ORIGINALITY, ACCURACY AND/OR THE COMPLETENESS OF ANY MSCI INDEX OR ANY DATA INCLUDED THEREIN. NONE OF THE MSCI PARTIES MAKES ANY WARRANTY, EXPRESS OR IMPLIED, AS TO RESULTS TO BE OBTAINED BY THE ISSUER OF THE SUB-FUND, OWNERS OF THE SUB-FUND, OR ANY OTHER PERSON OR ENTITY, FROM THE USE OF ANY MSCI INDEX OR ANY DATA INCLUDED THEREIN. NONE OF THE MSCI PARTIES SHALL HAVE ANY LIABILITY FOR ANY ERRORS, OMISSIONS OR INTERRUPTIONS OF OR IN CONNECTION WITH ANY MSCI INDEX OR ANY DATA INCLUDED THEREIN. FURTHERMORE, NONE OF THE MSCI PARTIES MAKES ANY EXPRESS OR IMPLIED WARRANTIES OF ANY KIND, AND THE MSCI PARTIES HEREBY EXPRESSLY DISCLAIM ALL WARRANTIES OF MERCHANTABILITY AND FITNESS FOR A PARTICULAR PURPOSE, WITH RESPECT TO EACH MSCI INDEX AND ANY DATA INCLUDED THEREIN. WITHOUT LIMITING ANY OF THE FOREGOING, IN NO EVENT SHALL ANY OF THE MSCI PARTIES HAVE ANY LIABILITY FOR ANY DIRECT, INDIRECT, SPECIAL, PUNITIVE, CONSEQUENTIAL OR ANY OTHER DAMAGES (INCLUDING LOST PROFITS) EVEN IF NOTIFIED OF THE POSSIBILITY OF SUCH DAMAGES.

# AMUNDI MSCI JAPAN ESG CLIMATE NET ZERO AMBITION CTB

## Objective and Investment Policy

### Objective

To track the performance of MSCI Japan ESG Broad CTB Select Index (the "Index"), and to minimize the tracking error between the net asset value of the sub-fund and the performance of the Index.

The sub-fund is a financial product that promotes among other characteristics ESG characteristics pursuant to Article 8 of the Disclosure Regulation, as further described in Annex 1 - ESG Related Disclosures to this Prospectus.

### Index Description

- General description of the Index

MSCI Japan ESG Broad CTB Select Index is an equity index based on the MSCI Japan Index (the "Parent Index") representative of the large and mid-cap securities of the Japanese Market. The Index excludes companies whose products have negative social or environmental impacts, while overweighting companies with a strong MSCI ESG Score. Additionally, the Index aims to represent the performance of a strategy that reweights securities based upon the opportunities and risks associated with the climate transition to meet the EU Climate Transition Benchmark (EU CTB) regulation minimum requirements.

The Index is a Net Total Return Index : dividends net of tax paid by the index constituents are included in the Index return.

- Index currency: Japanese Yen

- Index Composition

MSCI Japan ESG Broad CTB Select Index is constructed by applying a combination of values based exclusions and an optimization process to increase the MSCI ESG Score compared to the Parent Index and to meet the EU Climate Transition Benchmark (EU CTB) regulation minimum requirements while targeting a similar risk profile to the Parent Index, as further described in Annex 1 - ESG Related Disclosures to this Prospectus.

- Index Revision

The Index rebalancing is planned quarterly.

- Index Publication

The Index is calculated and published by MSCI ("MSCI").

MSCI official indices are those calculated by MSCI using:

- the official closing prices of the stock exchanges on which the component securities are traded;
- the WM Reuters closing (16:00 GMT) exchange rates.

MSCI Japan ESG Broad CTB Select Index value is available via Bloomberg. At the date of the prospectus, the ticker is: MXJPEBSL

The performance tracked is the closing price of the MSCI Japan ESG Broad CTB Select Index.

MSCI index methodology, composition, revision rules and additional information concerning the Index underlying components are available on [msci.com](https://www.msci.com)

## Management Process

The exposure to the Index will be achieved through a direct replication, mainly by making direct investments in transferable securities and/or other eligible assets representing the Index constituents in a proportion extremely close to their proportion in the index.

The sub-fund integrates sustainability risks and takes into account principal adverse impacts of investments on sustainability factors in its investment process as outlined in more detail in section "Sustainable Investing" of this prospectus and will not hold any securities of companies involved in the production or sale of controversial weapons, or companies in breach of international conventions on Human or Labor Rights, or companies involved in controversial industries: tobacco, thermal coal, nuclear weapons or unconventional oil & gas as defined in "Replication Methods".

**German Investment Tax Act** : At least 60% of the sub-fund's net asset value is continuously invested in equities listed on a stock exchange or traded on an organized market. For the sake of clarity investments in Real Estate Investment Trusts (as such term is defined by the German Ministry of Finance) and UCITS or UCIs are not included in this percentage.

### Tracking Error

The tracking error measures the volatility of the difference between the return of the sub-fund and the return of the Index. In normal market conditions, it is anticipated that the sub-fund will track the performance of the Index with a tracking error of up to 1%. The return, used to compute the tracking error of the sub-fund, is determined before taking into account any swing pricing mechanism.

### Techniques and instruments on securities and Derivatives

In order to deal with inflows and outflows and also with some local market specificities (market access and liquidity, local tax); the Investment Manager will be able to combine the direct replication with a replication through derivatives such as amongst other futures. In case of such replication, the sub-fund may hold deposits while keeping full exposure to the Index.

The sub-fund may enter into any efficient portfolio management techniques and instruments relating to transferable securities and money market instruments, such as securities lending and borrowing, reverse purchase agreement and repurchase agreement for the purposes of efficient portfolio management as described and in compliance with sections "Techniques and Instruments on Securities Financing Transactions" and "Replication Methods" of this prospectus. In particular, such techniques and instruments may be used in order to generate additional income.

The maximum and expected proportions of the sub-fund's assets that can be subject to SFT and TRS are disclosed in the table "USE OF SECURITIES FINANCING TRANSACTIONS AND TOTAL RETURN SWAPS".

**Sub-fund base currency** : Japanese Yen

### Investment Manager

Amundi Japan Ltd

## Main Risks

See "Risk Descriptions" for more information.

### Risks of ordinary market conditions

The Fund has high volatility due to its exposure to equity markets

Currency	Management
Derivatives	Market
Equity	Sustainable Investment
Index replication	Use of techniques and Instruments
Investment fund	
Listing market liquidity (ETF share class)	

### Risks of unusual market conditions

Counterparty	Liquidity
Operational	Standard practices

**Risk management method** : Commitment

## Planning Your Investment

Designed for Investors who understand the risks of the sub-fund and plan to invest for at least 5 years.

The sub-fund may appeal to investors who:

- are interested in investment growth in the long term
- are looking to replicate the performance of the Index while accepting its associated risks and volatility

**Business day** Any day that is a day when Euronext Paris is fully open.

**Transaction Day** Requests received and accepted by 14:00 CET on a Business day will ordinarily be processed on the NAV of first following day that is a business day and also a full bank business day in Japan market. Transaction settlement will occur within two Business days after the relevant transaction day.

In addition, technical net asset values ("T-NAV") may be calculated and published for any calendar day (excluding Saturdays and Sundays) that is neither a business day nor a transaction day. These T-NAV are merely indicative and will not be the basis for purchasing, switching, redeeming and/or transferring shares.

**NAV publication Day :** Transaction Day +1

**Switching in/out** Permitted

## MAIN SHARE CLASSES AND FEES

Share class	Currency	Min initial Investment*	Fees for share transactions		Annual fees	
			Purchase (max)	Switch (max)	Management (max)	Administration (max)
AE	EUR	-	4.50%	1.00%	0.15%	0.15%
IE	EUR	USD 500,000	2.50%	1.00%	0.10%	0.05%
UCITS ETF EUR	EUR	USD 1,000,000	3.00%	1.00%	0.35%	0.10%
UCITS ETF - HEDGED EUR	EUR	USD 1,000,000	3.00%	1.00%	0.10%	0.10%
UCITS ETF JPY	JPY	USD 1,000,000	3.00%	1.00%	0.35%	0.10%

See section "Notes on sub-fund Costs" in the prospectus. Other share classes may be available. For a current listing of available classes, go to [amundi.lu/amundi-index-solutions](http://amundi.lu/amundi-index-solutions)

\* Those minimums are applied in USD or in the equivalent amount, in the relevant share class currency.

## Index provider disclaimer

AMUNDI MSCI JAPAN ESG CLIMATE NET ZERO AMBITION CTB (THE "SUB-FUND") IS NOT SPONSORED, ENDORSED, SOLD OR PROMOTED BY MSCI INC. ("MSCI"), ANY OF ITS AFFILIATES, ANY OF ITS INFORMATION PROVIDERS OR ANY THIRD PARTY INVOLVED IN, OR RELATED TO, COMPILING OR CREATING ANY MSCI INDEX (COLLECTIVELY, THE "MSCI PARTIES"). THE MSCI INDICES ARE THE EXCLUSIVE PROPERTY OF MSCI AND ARE SERVICE MARKS OF MSCI OR ITS AFFILIATES. THE MSCI INDICES HAVE BEEN LICENSED FOR USE FOR CERTAIN PURPOSES BY AMUNDI. NONE OF THE MSCI PARTIES MAKES ANY REPRESENTATION OR WARRANTY, EXPRESS OR IMPLIED, TO THE ISSUER OR OWNERS OF THIS SUB-FUND OR ANY OTHER PERSON OR ENTITY REGARDING THE ADVISABILITY OF INVESTING IN SUB-FUNDS GENERALLY OR IN THIS PARTICULAR SUB-FUND OR THE ABILITY OF ANY MSCI INDEX TO TRACK CORRESPONDING STOCK MARKET PERFORMANCE. MSCI OR ITS AFFILIATES ARE THE LICENSORS OF CERTAIN TRADEMARKS, SERVICE MARKS AND TRADE NAMES AND OF THE MSCI INDICES WHICH ARE DETERMINED, COMPOSED AND CALCULATED BY MSCI WITHOUT REGARD TO AMUNDI OR THIS SUB-FUND OR THIS SUB-FUND'S UNITHOLDERS OR ANY OTHER PERSON OR ENTITY.

NONE OF THE MSCI PARTIES HAS ANY OBLIGATION TO TAKE THE NEEDS OF THE AMUNDI, THIS SUB-FUND'S UNITHOLDERS OR ANY OTHER PERSON OR ENTITY INTO CONSIDERATION IN DETERMINING, COMPOSING OR CALCULATING THE MSCI INDICES. NONE OF THE MSCI PARTIES IS RESPONSIBLE FOR OR HAS PARTICIPATED IN DETERMINATION OF THE TIMING OF, PRICES AT, OR QUANTITIES OF THIS SUB-FUND TO BE ISSUED OR IN THE DETERMINATION OR CALCULATION OF THE EQUATION BY OR THE CONSIDERATION INTO WHICH THIS SUB-FUND IS REDEEMABLE. FURTHERMORE, NONE OF THE MSCI PARTIES HAS ANY OBLIGATION OR LIABILITY TO THE ISSUER OR OWNERS OF THIS SUB-FUND OR ANY OTHER PERSON OR ENTITY IN CONNECTION WITH THE ADMINISTRATION, MARKETING OR OFFERING OF THIS SUB-FUND.

ALTHOUGH MSCI SHALL OBTAIN INFORMATION FOR INCLUSION IN OR FOR USE IN THE CALCULATION OF THE MSCI INDICES FROM SOURCES THAT MSCI CONSIDERS RELIABLE, NONE OF THE MSCI PARTIES WARRANTS OR GUARANTEES THE ORIGINALITY, ACCURACY AND/OR THE COMPLETENESS OF ANY MSCI INDEX OR ANY DATA INCLUDED THEREIN. NONE OF THE MSCI PARTIES MAKES ANY WARRANTY, EXPRESS OR IMPLIED, AS TO RESULTS TO BE OBTAINED BY THE ISSUER OF THE SUB-FUND, OWNERS OF THE SUB-FUND, OR ANY OTHER PERSON OR ENTITY, FROM THE USE OF ANY MSCI INDEX OR ANY DATA INCLUDED THEREIN. NONE OF THE MSCI PARTIES SHALL HAVE ANY LIABILITY FOR ANY ERRORS, OMISSIONS OR INTERRUPTIONS OF OR IN CONNECTION WITH ANY MSCI INDEX OR ANY DATA INCLUDED THEREIN. FURTHERMORE, NONE OF THE MSCI PARTIES MAKES ANY EXPRESS OR IMPLIED WARRANTIES OF ANY KIND, AND THE MSCI PARTIES HEREBY EXPRESSLY DISCLAIM ALL WARRANTIES OF MERCHANTABILITY AND FITNESS FOR A PARTICULAR PURPOSE, WITH RESPECT TO EACH MSCI INDEX AND ANY DATA INCLUDED THEREIN. WITHOUT LIMITING ANY OF THE FOREGOING, IN NO EVENT SHALL ANY OF THE MSCI PARTIES HAVE ANY LIABILITY FOR ANY DIRECT, INDIRECT, SPECIAL, PUNITIVE, CONSEQUENTIAL OR ANY OTHER DAMAGES (INCLUDING LOST PROFITS) EVEN IF NOTIFIED OF THE POSSIBILITY OF SUCH DAMAGES.

# AMUNDI INDEX MSCI NORTH AMERICA ESG BROAD CTB

---

## Objective and Investment Policy

### Objective

To track the performance of MSCI North America ESG Broad CTB Select Index ("the Index"), and to minimize the tracking error between the net asset value of the sub-fund and the performance of the Index.

The sub-fund is a financial product that promotes among other characteristics ESG characteristics pursuant to Article 8 of the Disclosure Regulation, as further described in Annex 1 - ESG Related Disclosures to this Prospectus.

### Index Description

- General description of the Index

MSCI North America ESG Broad CTB Select Index is an equity index based on the MSCI North America Index representative of the large and mid-cap segments of the US and Canada markets (the "Parent Index"). The Index excludes companies whose products have negative social or environmental impacts, while overweighting companies with strong ESG Score. Additionally, the Index aims to represent the performance of a strategy that reweights securities based upon the opportunities and risks associated with the climate transition to meet the EU Climate Transition Benchmark (EU CTB) regulation minimum requirements.

The Index is a Net Total Return Index: dividends net of tax paid by the index constituents are included in the Index return.

- Index currency: US Dollar
- Index Composition

MSCI North America ESG Broad CTB Select Index is constructed by applying a combination of values based exclusions and an optimization process to increase the ESG score compared to the Parent Index and to meet the EU Climate Transition Benchmark (EU CTB) regulation minimum requirements while targeting a similar risk profile to the Parent Index, as further described in Annex 1 - ESG Related Disclosures to this Prospectus.

- Index Revision

The Index rebalancing is planned quarterly.

- Index Publication

The Index is calculated and published by MSCI ("MSCI").

MSCI official indices are calculated using:

- the official closing prices of the stock exchanges on which the component securities are traded;
- the WM Reuters closing (16:00 GMT) exchange rates.

MSCI North America ESG Broad CTB Select Index value is available via Bloomberg. At the date of the prospectus, the ticker is: MXNAEBSL

The performance tracked is the closing price of the MSCI North America ESG Broad CTB Select Index .

MSCI index methodology, composition, revision rules and additional information concerning the Index underlying components are available on [msci.com](https://www.msci.com)

## Management Process

The exposure to the Index will be achieved through a direct replication, mainly by making direct investments in transferable securities and/or other eligible assets representing the Index constituents in a proportion extremely close to their proportion in the Index.

The sub-fund integrates sustainability risks and takes into account principal adverse impacts of investments on sustainability factors in its investment process as outlined in more detail in section "Sustainable Investing" of this prospectus and will not hold any securities of companies involved in the production or sale of controversial weapons, or companies in breach of international conventions on Human or Labor Rights, or companies involved in controversial industries: tobacco, thermal coal, nuclear weapons or unconventional oil & gas as defined in "Replication Methods".

**German Investment Tax Act** : At least 60% of the sub-fund's net asset value is continuously invested in equities listed on a stock exchange or traded on an organized market. For the sake of clarity investments in Real Estate Investment Trusts (as such term is defined by the German Ministry of Finance) and UCITS or UCIs are not included in this percentage.

### Tracking Error

The tracking error measures the volatility of the difference between the return of the sub-fund and the return of the Index. In normal market conditions, it is anticipated that the sub-fund will track the performance of the Index with a tracking error of up to 1%. The return, used to compute the tracking error of the sub-fund, is determined before taking into account any swing pricing mechanism.

### Techniques and instruments on securities and Derivatives

In order to deal with inflows and outflows and also with some local market specificities (market access and liquidity, local tax); the Investment Manager will be able to combine the direct replication with a replication through derivatives such as amongst other futures. In case of such replication, the sub-fund may hold deposits while keeping full exposure to the Index.

The sub-fund may enter into any efficient portfolio management techniques and instruments relating to transferable securities and money market instruments, such as securities lending and borrowing, reverse purchase agreement and repurchase agreement for the purposes of efficient portfolio management as described and in compliance with sections "Techniques and Instruments on Securities Financing Transactions" and "Replication Methods" of this prospectus. In particular, such techniques and instruments may be used in order to generate additional income.

The maximum and expected proportions of the sub-fund's assets that can be subject to SFT and TRS are disclosed in the table "USE OF SECURITIES FINANCING TRANSACTIONS AND TOTAL RETURN SWAPS".

**Sub-fund base currency** : US Dollar

### Investment Manager

Amundi Asset Management

## Main Risks

See "Risk Descriptions" for more information.

### Risks of ordinary market conditions

The Fund has high volatility due to its exposure to equity markets

Currency	Management
Derivatives	Market
Equity	Sustainable Investment
Index replication	Use of techniques and
Investment fund	Instruments
Listing market liquidity (ETF share class)	

### Risks of unusual market conditions

Counterparty	Liquidity
Operational	Standard practices

**Risk management method** Commitment

## Planning Your Investment

Designed for Investors who understand the risks of the sub-fund and plan to invest for at least 5 years.

The sub-fund may appeal to investors who:

- are interested in investment growth in the long term
- are looking to replicate the performance of the Index while accepting its associated risks and volatility

**Business day** Any day that is a day when Euronext Paris is fully open.

**Transaction Day** Requests received and accepted by 14:00 CET on a Business day will ordinarily be processed on the NAV of the first business day (including the business day when the relevant requests are received) that is also a bank business day in USA market. Transaction settlement will occur within two Business days after the relevant transaction day.

In addition, technical net asset values ("T-NAV") may be calculated and published for any calendar day (excluding Saturdays and Sundays) that is neither a business day nor a transaction day. These T-NAV are merely indicative and will not be the basis for purchasing, switching, redeeming and/or transferring shares.

**NAV publication Day :** Transaction Day +1

**Switching in/out** Permitted

## MAIN SHARE CLASSES AND FEES

Share class	Currency	Min initial Investment*	Fees for share transactions		Annual fees	
			Purchase (max)	Switch (max)	Management (max)	Administration (max)
AE	USD	-	4.50%	1.00%	0.15%	0.15%
IE	EUR	USD 500,000	2.50%	1.00%	0.10%	0.05%
UCITS ETF DR	EUR	USD 1,000,000	3.00%	1.00%	0.05%	0.10%

See section "Notes on sub-fund Costs" in the prospectus. Other share classes may be available. For a current listing of available classes, go to [amundi.lu/amundi-index-solutions](http://amundi.lu/amundi-index-solutions)

\* Those minimums are applied in USD or in the equivalent amount, in the relevant share class currency.

## Index provider disclaimer

AMUNDI INDEX MSCI NORTH AMERICA ESG BROAD CTB (THE "SUB-FUND") IS NOT SPONSORED, ENDORSED, SOLD OR PROMOTED BY MSCI INC. ("MSCI"), ANY OF ITS AFFILIATES, ANY OF ITS INFORMATION PROVIDERS OR ANY THIRD PARTY INVOLVED IN, OR RELATED TO, COMPILING OR CREATING ANY MSCI INDEX (COLLECTIVELY, THE "MSCI PARTIES"). THE MSCI INDICES ARE THE EXCLUSIVE PROPERTY OF MSCI AND ARE SERVICE MARKS OF MSCI OR ITS AFFILIATES. THE MSCI INDICES HAVE BEEN LICENSED FOR USE FOR CERTAIN PURPOSES BY AMUNDI. NONE OF THE MSCI PARTIES MAKES ANY REPRESENTATION OR WARRANTY, EXPRESS OR IMPLIED, TO THE ISSUER OR OWNERS OF THIS SUB-FUND OR ANY OTHER PERSON OR ENTITY REGARDING THE ADVISABILITY OF INVESTING IN SUB-FUNDS GENERALLY OR IN THIS PARTICULAR SUB-FUND OR THE ABILITY OF ANY MSCI INDEX TO TRACK CORRESPONDING STOCK MARKET PERFORMANCE. MSCI OR ITS AFFILIATES ARE THE LICENSORS OF CERTAIN TRADEMARKS, SERVICE MARKS AND TRADE NAMES AND OF THE MSCI INDICES WHICH ARE DETERMINED, COMPOSED AND CALCULATED BY MSCI WITHOUT REGARD TO AMUNDI OR THIS SUB-FUND OR THIS SUB-FUND'S UNITHOLDERS OR ANY OTHER PERSON OR ENTITY.

NONE OF THE MSCI PARTIES HAS ANY OBLIGATION TO TAKE THE NEEDS OF THE AMUNDI, THIS SUB-FUND'S UNITHOLDERS OR ANY OTHER PERSON OR ENTITY INTO CONSIDERATION IN DETERMINING, COMPOSING OR CALCULATING THE MSCI INDICES. NONE OF THE MSCI PARTIES IS RESPONSIBLE FOR OR HAS PARTICIPATED IN DETERMINATION OF THE TIMING OF, PRICES AT, OR QUANTITIES OF THIS SUB-FUND TO BE ISSUED OR IN THE DETERMINATION OR CALCULATION OF THE EQUATION BY OR THE CONSIDERATION INTO WHICH THIS SUB-FUND IS REDEEMABLE. FURTHERMORE, NONE OF THE MSCI PARTIES HAS ANY OBLIGATION OR LIABILITY TO THE ISSUER OR OWNERS OF THIS SUB-FUND OR ANY OTHER PERSON OR ENTITY IN CONNECTION WITH THE ADMINISTRATION, MARKETING OR OFFERING OF THIS SUB-FUND.

ALTHOUGH MSCI SHALL OBTAIN INFORMATION FOR INCLUSION IN OR FOR USE IN THE CALCULATION OF THE MSCI INDICES FROM SOURCES THAT MSCI CONSIDERS RELIABLE, NONE OF THE MSCI PARTIES WARRANTS OR GUARANTEES THE ORIGINALITY, ACCURACY AND/OR THE COMPLETENESS OF ANY MSCI INDEX OR ANY DATA INCLUDED THEREIN. NONE OF THE MSCI PARTIES MAKES ANY WARRANTY, EXPRESS OR IMPLIED, AS TO RESULTS TO BE OBTAINED BY THE ISSUER OF THE SUB-FUND, OWNERS OF THE SUB-FUND, OR ANY OTHER PERSON OR ENTITY, FROM THE USE OF ANY MSCI INDEX OR ANY DATA INCLUDED THEREIN. NONE OF THE MSCI PARTIES SHALL HAVE ANY LIABILITY FOR ANY ERRORS, OMISSIONS OR INTERRUPTIONS OF OR IN CONNECTION WITH ANY MSCI INDEX OR ANY DATA INCLUDED THEREIN. FURTHERMORE, NONE OF THE MSCI PARTIES MAKES ANY EXPRESS OR IMPLIED WARRANTIES OF ANY KIND, AND THE MSCI PARTIES HEREBY EXPRESSLY DISCLAIM ALL WARRANTIES OF MERCHANTABILITY AND FITNESS FOR A PARTICULAR PURPOSE, WITH RESPECT TO EACH MSCI INDEX AND ANY DATA INCLUDED THEREIN. WITHOUT LIMITING ANY OF THE FOREGOING, IN NO EVENT SHALL ANY OF THE MSCI PARTIES HAVE ANY LIABILITY FOR ANY DIRECT, INDIRECT, SPECIAL, PUNITIVE, CONSEQUENTIAL OR ANY OTHER DAMAGES (INCLUDING LOST PROFITS) EVEN IF NOTIFIED OF THE POSSIBILITY OF SUCH DAMAGES.

## Objective and Investment Policy

### Objective

To track the performance of MSCI World Index (the "Index"), and to minimize the tracking error between the net asset value of the sub-fund and the performance of the Index.

### Index Description

- General description of the Index

MSCI World Index is an equity index representative of the large and mid-cap markets across 23 developed countries.

The Index is a Net Total Return Index : dividends net of tax paid by the index constituents are included in the Index return.

- Index currency: US Dollar
- Index Composition

Each stock of the Index is weighted in function of the size of its capitalization, adjusted with its free float.

- Index Revision

The Index rebalancing is planned quarterly.

- Index Publication

The Index is calculated and published by MSCI ("MSCI").

MSCI official indices are those calculated by MSCI using:

- the official closing prices of the stock exchanges on which the component securities are traded;
- the WM Reuters closing (16:00 GMT) exchange rates.

MSCI World Index value is available via Bloomberg. At the date of the prospectus, the ticker is: NDDUWI

The performance tracked is the closing price of the MSCI World Index.

MSCI index methodology, composition, revision rules and additional information concerning the Index underlying components are available on [msci.com](http://msci.com)

## Management Process

The exposure to the Index will be achieved through a direct replication, mainly by making direct investments in transferable securities and/or other eligible assets representing the Index constituents in a proportion extremely close to their proportion in the index.

The sub-fund takes into account principal adverse impacts of investments on sustainability factors in its investment process as outlined in more detail in section "Sustainable Investing" of this prospectus and will not hold any securities of companies involved in the production or sale of controversial weapons as defined in "Replication Methods".

The Sub-Fund does not integrate a consideration of environmentally sustainable economic activities (as prescribed in the Taxonomy Regulation) in its management process. Therefore, for the purpose of the Taxonomy Regulation, it should be noted that the investments underlying the Sub-Fund do not take into account the EU criteria for environmentally sustainable economic activities.

**German Investment Tax Act** : At least 60% of the sub-fund's net asset value is continuously invested in equities listed on a stock exchange or traded on an organized market. For the sake of clarity investments in Real Estate Investment Trusts (as such term is defined by the German Ministry of Finance) and UCITS or UCIs are not included in this percentage.

### Tracking Error

The tracking error measures the volatility of the difference between the return of the sub-fund and the return of the Index. In normal market conditions, it is anticipated that the sub-fund will track the performance of the Index with a tracking error of up to 1%. The return, used to compute the tracking error of the sub-fund, is determined before taking into account any swing pricing mechanism.

### Techniques and instruments on securities and Derivatives

In order to deal with inflows and outflows and also with some local market specificities (market access and liquidity, local tax); the Investment Manager will be able to combine the direct replication with a replication through derivatives such as amongst other futures. In case of such replication, the sub-fund may hold deposits while keeping full exposure to the Index.

The sub-fund may enter into any efficient portfolio management techniques and instruments relating to transferable securities and money market instruments, such as securities lending and borrowing, reverse purchase agreement and repurchase agreement for the purposes of efficient portfolio management as described and in compliance with sections "Techniques and Instruments on Securities Financing Transactions" and "Replication Methods" of this prospectus. In particular, such techniques and instruments may be used in order to generate additional income.

The maximum and expected proportions of the sub-fund's assets that can be subject to SFT and TRS are disclosed in the table "USE OF SECURITIES FINANCING TRANSACTIONS AND TOTAL RETURN SWAPS".

**Sub-fund base currency** : US Dollar

### Investment Manager

Amundi Asset Management

## Main Risks

See "Risk Descriptions" for more information.

### Risks of ordinary market conditions

The Fund has high volatility due to its exposure to equity markets

Currency	Management
Derivatives	Market
Equity	Sustainability
Index replication	Use of techniques and Instruments
Investment fund	
Listing market liquidity (ETF share class)	

### Risks of unusual market conditions

Counterparty	Liquidity
Operational	Standard practices
<b>Risk management method</b>	Commitment



## Planning Your Investment

Designed for Investors who understand the risks of the sub-fund and plan to invest for at least 5 years.

The sub-fund may appeal to investors who:

- are interested in investment growth in the long term
- are looking to replicate the performance of the Index while accepting its associated risks and volatility

**Business day** Any day that is a day when Euronext Paris is fully open.

**Transaction Day** Requests received and accepted by 14:00 CET on a Business day will ordinarily be processed on the NAV of the first following day that is a business day and also a bank business day in USA market. Transaction settlement will occur within two business days after the relevant transaction day.

In addition, technical net asset values ("T-NAV") may be calculated and published for any calendar day (excluding Saturdays and Sundays) that is neither a business day nor a transaction day. These T-NAV are merely indicative and will not be the basis for purchasing, switching, redeeming and/or transferring shares.

**NAV publication Day :** Transaction Day +1

**Switching in/out** Permitted

## MAIN SHARE CLASSES AND FEES

Share class	Currency	Min initial Investment*	Fees for share transactions		Annual fees	
			Purchase (max)	Switch (max)	Management (max)	Administration (max)
AE	EUR	-	4.50%	1.00%	0.15%	0.15%
IE	EUR	USD 500,000	2.50%	1.00%	0.10%	0.10%
UCITS ETF DR	EUR	USD 1,000,000	3.00% <sup>†</sup>	1.00%	0.08%	0.10%

\*From May 2nd, 2018

See section "Notes on sub-fund Costs" in the prospectus. Other share classes may be available. For a current listing of available classes, go to [amundi.lu/amundi-index-solutions](http://amundi.lu/amundi-index-solutions)

<sup>†</sup> Those minimums are applied in USD or in the equivalent amount, in the relevant share class currency.

## Index provider disclaimer

AMUNDI INDEX MSCI WORLD (THE "SUB-FUND") IS NOT SPONSORED, ENDORSED, SOLD OR PROMOTED BY MSCI INC. ("MSCI"), ANY OF ITS AFFILIATES, ANY OF ITS INFORMATION PROVIDERS OR ANY THIRD PARTY INVOLVED IN, OR RELATED TO, COMPILING OR CREATING ANY MSCI INDEX (COLLECTIVELY, THE "MSCI PARTIES"). THE MSCI INDICES ARE THE EXCLUSIVE PROPERTY OF MSCI AND ARE SERVICE MARKS OF MSCI OR ITS AFFILIATES. THE MSCI INDICES HAVE BEEN LICENSED FOR USE FOR CERTAIN PURPOSES BY AMUNDI. NONE OF THE MSCI PARTIES MAKES ANY REPRESENTATION OR WARRANTY, EXPRESS OR IMPLIED, TO THE ISSUER OR OWNERS OF THIS SUB-FUND OR ANY OTHER PERSON OR ENTITY REGARDING THE ADVISABILITY OF INVESTING IN SUB-FUNDS GENERALLY OR IN THIS PARTICULAR SUB-FUND OR THE ABILITY OF ANY MSCI INDEX TO TRACK CORRESPONDING STOCK MARKET PERFORMANCE. MSCI OR ITS AFFILIATES ARE THE LICENSORS OF CERTAIN TRADEMARKS, SERVICE MARKS AND TRADE NAMES AND OF THE MSCI INDICES WHICH ARE DETERMINED, COMPOSED AND CALCULATED BY MSCI WITHOUT REGARD TO AMUNDI OR THIS SUB-FUND OR THIS SUB-FUND'S UNITHOLDERS OR ANY OTHER PERSON OR ENTITY.

NONE OF THE MSCI PARTIES HAS ANY OBLIGATION TO TAKE THE NEEDS OF THE AMUNDI, THIS SUB-FUND'S UNITHOLDERS OR ANY OTHER PERSON OR ENTITY INTO CONSIDERATION IN DETERMINING, COMPOSING OR CALCULATING THE MSCI INDICES. NONE OF THE MSCI PARTIES IS RESPONSIBLE FOR OR HAS PARTICIPATED IN DETERMINATION OF THE TIMING OF, PRICES AT, OR QUANTITIES OF THIS SUB-FUND TO BE ISSUED OR IN THE DETERMINATION OR CALCULATION OF THE EQUATION BY OR THE CONSIDERATION INTO WHICH THIS SUB-FUND IS REDEEMABLE. FURTHERMORE, NONE OF THE MSCI PARTIES HAS ANY OBLIGATION OR LIABILITY TO THE ISSUER OR OWNERS OF THIS SUB-FUND OR ANY OTHER PERSON OR ENTITY IN CONNECTION WITH THE ADMINISTRATION, MARKETING OR OFFERING OF THIS SUB-FUND.

ALTHOUGH MSCI SHALL OBTAIN INFORMATION FOR INCLUSION IN OR FOR USE IN THE CALCULATION OF THE MSCI INDICES FROM SOURCES THAT MSCI CONSIDERS RELIABLE, NONE OF THE MSCI PARTIES WARRANTS OR GUARANTEES THE ORIGINALITY, ACCURACY AND/OR THE COMPLETENESS OF ANY MSCI INDEX OR ANY DATA INCLUDED THEREIN. NONE OF THE MSCI PARTIES MAKES ANY WARRANTY, EXPRESS OR IMPLIED, AS TO RESULTS TO BE OBTAINED BY THE ISSUER OF THE SUB-FUND, OWNERS OF THE SUB-FUND, OR ANY OTHER PERSON OR ENTITY, FROM THE USE OF ANY MSCI INDEX OR ANY DATA INCLUDED THEREIN. NONE OF THE MSCI PARTIES SHALL HAVE ANY LIABILITY FOR ANY ERRORS, OMISSIONS OR INTERRUPTIONS OF OR IN CONNECTION WITH ANY MSCI INDEX OR ANY DATA INCLUDED THEREIN. FURTHERMORE, NONE OF THE MSCI PARTIES MAKES ANY EXPRESS OR IMPLIED WARRANTIES OF ANY KIND, AND THE MSCI PARTIES HEREBY EXPRESSLY DISCLAIM ALL WARRANTIES OF MERCHANTABILITY AND FITNESS FOR A PARTICULAR PURPOSE, WITH RESPECT TO EACH MSCI INDEX AND ANY DATA INCLUDED THEREIN. WITHOUT LIMITING ANY OF THE FOREGOING, IN NO EVENT SHALL ANY OF THE MSCI PARTIES HAVE ANY LIABILITY FOR ANY DIRECT, INDIRECT, SPECIAL, PUNITIVE, CONSEQUENTIAL OR ANY OTHER DAMAGES (INCLUDING LOST PROFITS) EVEN IF NOTIFIED OF THE POSSIBILITY OF SUCH DAMAGES.

## Objective and Investment Policy

### Objective

To track the performance of CAC 40 ESG Index (the "Index"), and to minimize the tracking error between the net asset value of the sub-fund and the performance of the Index.

The sub-fund is a financial product that promotes among other characteristics ESG characteristics pursuant to Article 8 of the Disclosure Regulation, as further described in Annex 1 - ESG Related Disclosures to this Prospectus.

### Index Description

- General description of the Index

CAC 40 ESG Index is an equity index representative of the top 40 companies demonstrating strong Environmental, Social and Governance practices within the CAC Large 60 Index (Parent Index) representing the 60 leading stocks on the Paris stock market. The Index aims to deliver a reduced weighted carbon footprint and improved green-to-brown ratio compared to its Parent Index.

The Index is a Net Total Return Index : dividends net of tax paid by the index constituents are included in the Index return.

- Index currency: Euro
- Index Composition

The applicable universe consists of the companies included in the Parent Index, as further described in Annex 1 - ESG Related Disclosures to this Prospectus.

- Index Revision

The Index rebalancing is planned quarterly.

- Index Publication

The Index is calculated and published by Euronext.

The CAC 40 Index is calculated by Euronext using the official closing prices of the stock exchanges on which the Index components are traded.

CAC 40 ESG Index value is available via Bloomberg. At the date of the prospectus, the ticker is: CACESGMR

The performance tracked is the closing price of the CAC 40 ESG Index.

Euronext index methodology, composition, revision rules and additional information concerning the Index underlying components are available on euronext.com

## Management Process

The exposure to the Index will be achieved through a direct replication, mainly by making direct investments in transferable securities and/or other eligible assets representing the Index constituents in a proportion extremely close to their proportion in the index.

The sub-fund integrates sustainability risks and takes into account principal adverse impacts of investments on sustainability factors in its investment process as outlined in more detail in section "Sustainable Investing" of this prospectus and will not hold any securities of companies involved in the production or sale of controversial weapons, or companies in breach of international conventions on Human or Labor Rights, or companies involved in controversial industries: tobacco, thermal coal, nuclear weapons or unconventional oil & gas as defined in "Replication Methods".

**Plan d'Epargne en Actions (PEA) :** Eligible

**German Investment Tax Act :** At least 65% of the sub-fund's net asset value is continuously invested in equities listed on a stock exchange or traded on an organized market. For the sake of clarity investments in Real Estate Investment Trusts (as such term is defined by the German Ministry of Finance) and UCITS or UCIs are not included in this percentage.

### Tracking Error

The tracking error measures the volatility of the difference between the return of the sub-fund and the return of the Index. In normal market conditions, it is anticipated that the sub-fund will track the performance of the Index with a tracking error of up to 1%. The return, used to compute the tracking error of the sub-fund, is determined before taking into account any swing pricing mechanism.

### Techniques and instruments on securities and Derivatives

In order to deal with inflows and outflows and also with some local market specificities (market access and liquidity, local tax); the Investment Manager will be able to combine the direct replication with a replication through derivatives such as amongst other futures. In case of such replication, the sub-fund may hold deposits while keeping full exposure to the Index.

The sub-fund may enter into any efficient portfolio management techniques and instruments relating to transferable securities and money market instruments, such as securities lending and borrowing, reverse purchase agreement and repurchase agreement for the purposes of efficient portfolio management as described and in compliance with sections "Techniques and Instruments on Securities Financing Transactions" and "Replication Methods" of this prospectus. In particular, such techniques and instruments may be used in order to generate additional income.

The maximum and expected proportions of the sub-fund's assets that can be subject to SFT and TRS are disclosed in the table "USE OF SECURITIES FINANCING TRANSACTIONS AND TOTAL RETURN SWAPS".

**Sub-fund base currency :** Euro

### Investment Manager

Amundi Asset Management

## Main Risks

See "Risk Descriptions" for more information.

### Risks of ordinary market conditions

The Fund has high volatility due to its exposure to equity markets

Index replication	Market
Investment fund Management	Sustainable Investment Use of techniques and Instruments

### Risks of unusual market conditions

Counterparty	Liquidity
Operational	Standard practices

### Risk management method

Commitment

## Planning Your Investment

Designed for Investors who understand the risks of the sub-fund and plan to invest for at least 5 years.

The sub-fund may appeal to investors who:

- are interested in investment growth in the long term
- are looking to replicate the performance of the Index while accepting its associated risks and volatility

**Business day** Any day that is a day when Euronext Paris is fully open.

**Transaction Day** Requests received and accepted by 16:00 CET on a Business day will ordinarily be processed on the NAV of the first business day (including the business day when the relevant requests are received) that is also a full bank business day in France market. Transaction settlement will occur within two Business days after the relevant transaction day.

In addition, technical net asset values ("T-NAV") may be calculated and published for any calendar day (excluding Saturdays and Sundays) that is neither a business day nor a transaction day. These T-NAV are merely indicative and will not be the basis for purchasing, switching, redeeming and/or transferring shares.

**NAV publication Day :** Transaction Day +1

**Switching in/out** Permitted

## MAIN SHARE CLASSES AND FEES

Share class	Currency	Min initial Investment*	Fees for share transactions		Annual fees	
			Purchase (max)	Switch (max)	Management (max)	Administration (max)
UCITS ETF DR - EUR	EUR	USD 1,000,000	3.00%	1.00%	0.15%	0.10%

See section "Notes on sub-fund Costs" in the prospectus. Other share classes may be available. For a current listing of available classes, go to [amundi.lu/amundi-index-solutions](http://amundi.lu/amundi-index-solutions)

\* Those minimums are applied in USD or in the equivalent amount, in the relevant share class currency.

## Index provider disclaimer

Euronext N.V. or its subsidiaries holds all (intellectual) proprietary rights with respect to the Index. Euronext N.V. or its subsidiaries do not sponsor, endorse or have any other involvement in the issue and offering of the product. Euronext N.V. and its subsidiaries disclaim any liability for any inaccuracy in the data on which the Index is based, for any mistakes, errors, or omissions in the calculation and/or dissemination of the Index, or for the manner in which it is applied in connection with the issue and offering thereof. "CAC®" and "CAC 40®" are registered trademarks of Euronext N.V. or its subsidiaries.

# AMUNDI DJ SWITZERLAND TITANS 30

## Objective and Investment Policy

### Objective

To track the performance of Dow Jones Switzerland Titans 30 Total Return Index (the "Index"), and to minimize the tracking error between the net asset value of the sub-fund and the performance of the Index.

### Index Description

- General description of the Index

Dow Jones Switzerland Titans 30 Total Return Index is an equity index representative of leading securities traded in the Swiss market.

The index is a Total Return Index : the dividends paid by the index constituents are included in the Index return.

- Index currency: CHF
- Index Composition

The index is composed of the 30 leading companies in Switzerland. Stocks are selected based on rankings by float-adjusted market capitalization and average trading volume. The Index is weighted in accordance with free-float market capitalisation principles, with an upper weighting limit of 10% in relation to each share.

- Index Revision

The Index rebalancing is planned quarterly.

- Index Publication

The Index is calculated and published by Standard & Poor's ("S&P").

Dow Jones Switzerland Titans 30 Total Return Index value is available via Bloomberg. At the date of the prospectus, the ticker is: DJCH30TR

The performance tracked is the closing price of the Dow Jones Switzerland Titans 30 Total Return Index.

S&P index methodology, composition, revision rules and additional information concerning the Index underlying components are available on [eu.spindices.com](http://eu.spindices.com)

## Management Process

The exposure to the Index will be achieved through a direct replication, mainly by making direct investments in transferable securities and/or other eligible assets representing the Index constituents in a proportion extremely close to their proportion in the Index.

The sub-fund takes into account principal adverse impacts of investments on sustainability factors in its investment process as outlined in more detail in section "Sustainable Investing" of this prospectus and will not hold any securities of companies involved in the production or sale of controversial weapons as defined in "Replication Methods".

The Sub-Fund does not integrate a consideration of environmentally sustainable economic activities (as prescribed in the Taxonomy Regulation) in its management process. Therefore, for the purpose of the Taxonomy Regulation, it should be noted that the investments underlying the Sub-Fund do not take into account the EU criteria for environmentally sustainable economic activities.

**German Investment Tax Act :** At least 60% of the sub-fund's net asset value is continuously invested in equities listed on a stock exchange or traded on an organized market. For the sake of clarity investments in Real Estate Investment Trusts (as such term is defined by the German Ministry of Finance) and UCITS or UCIs are not included in this percentage.

### Tracking Error

The tracking error measures the volatility of the difference between the return of the sub-fund and the return of the Index. In normal market conditions, it is anticipated that the sub-fund will track the performance of the Index with a tracking error of up to 1%. The return, used to compute the tracking error of the sub-fund, is determined before taking into account any swing pricing mechanism.

### Techniques and instruments on securities and Derivatives

In order to deal with inflows and outflows and also with some local market specificities (market access and liquidity, local tax); the Investment Manager will be able to combine the direct replication with a replication through derivatives such as amongst other futures. In case of such replication, the sub-fund may hold deposits while keeping full exposure to the Index.

The sub-fund may enter into any efficient portfolio management techniques and instruments relating to transferable securities and money market instruments, such as securities lending and borrowing, reverse purchase agreement and repurchase agreement for the purposes of efficient portfolio management as described and in compliance with sections "Techniques and Instruments on Securities Financing Transactions" and "Replication Methods" of this prospectus. In particular, such techniques and instruments may be used in order to generate additional income.

The maximum and expected proportions of the sub-fund's assets that can be subject to SFT and TRS are disclosed in the table "USE OF SECURITIES FINANCING TRANSACTIONS AND TOTAL RETURN SWAPS".

**Sub-fund base currency :** CHF

### Investment Manager

Amundi Asset Management

## Main Risks

See "Risk Descriptions" for more information.

### Risks of ordinary market conditions

The Fund has high volatility due to its exposure to equity markets

Currency	Management
Derivatives	Market
Equity	Volatility
Index replication	Sustainability
Investment fund	Use of techniques and Instruments
Listing market liquidity (ETF share class)	

### Risks of unusual market conditions

Counterparty	Liquidity
Operational	Standard practices
<b>Risk management method</b>	<b>Commitment</b>

## Planning Your Investment

Designed for Investors who understand the risks of the sub-fund and plan to invest for at least 5 Years.

The sub-fund may appeal to investors who:

- are interested in investment growth in the long term
- are looking to replicate the performance of the Index while accepting its associated risks and volatility

**Business day** Any day that is a day when Euronext Paris is fully open.

**Transaction Day** Requests received and accepted by 14:00 CET on a Business day will ordinarily be processed on the NAV of the first business day (including the business day when the relevant requests are received) that is also a full bank business day in Switzerland Market. Transaction settlement will occur within two Business days after the relevant transaction day.

In addition, technical net asset values ("T-NAV") may be calculated and published for any calendar day (excluding Saturdays and Sundays) that is neither a business day nor a transaction day. These T-NAV are merely indicative and will not be the basis for purchasing, switching, redeeming and/or transferring shares.

**NAV publication Day :** Transaction Day +1

**Switching in/out** Permitted

## MAIN SHARE CLASSES AND FEES

Share class	Currency	Min initial Investment*	Fees for share transactions		Annual fees	
			Purchase (max)	Switch (max)	Management (max)	Administration (max)
UCITS ETF	CHF	USD 1,000,000	3.00%	1.00%	0.15%	0.10%

See section "Notes on sub-fund Costs" in the prospectus. Other share classes may be available. For a current listing of available classes, go to [amundi.lu/amundi-index-solutions](http://amundi.lu/amundi-index-solutions)

\* Those minimums are applied in USD or in the equivalent amount, in the relevant share class currency.

## Index provider disclaimer

THE AMUNDI DJ SWITZERLAND TITANS 30 SUB-FUND IS NOT SPONSORED, ENDORSED, SOLD OR PROMOTED BY STANDARD & POOR'S OR ITS AFFILIATES ("S&P"). S&P MAKES NO REPRESENTATION, CONDITION OR WARRANTY, EXPRESS OR IMPLIED, TO THE OWNERS OF THE SUB-FUND OR ANY MEMBER OF THE PUBLIC REGARDING THE ADVISABILITY OF INVESTING IN SECURITIES GENERALLY OR IN THE SUB-FUND PARTICULARLY OR THE ABILITY OF THE S&P 500 INDEX TO TRACK THE PERFORMANCE OF CERTAIN FINANCIAL MARKETS AND/OR SECTIONS THEREOF AND/OR OF GROUPS OF ASSETS OR ASSET CLASSES. S&P'S ONLY RELATIONSHIP BETWEEN S&P AND AMUNDI IS THE LICENSING OF CERTAIN TRADEMARKS AND TRADE NAMES AND OF THE S&P 500, WHICH IS DETERMINED, COMPOSED AND CALCULATED BY S&P WITHOUT REGARD TO AMUNDI OR THE SUB-FUND. S&P HAS NO OBLIGATION TO TAKE INTO CONSIDERATION THE NEEDS OF AMUNDI OR OF INVESTORS IN DETERMINING, COMPOSING OR CALCULATING THE S&P 500 INDEX. S&P IS NOT LIABLE FOR AND HAS NOT PARTICIPATED IN THE DETERMINATION OF THE SUB-FUND'S PRICES AND NAV, IN THE TIMING OF THE ISSUANCE OR SALE OF THE SUB-FUND OR IN THE DETERMINATION OR CALCULATION OF THE EQUATION BY WHICH THE FUND SHARES ARE CONVERTED INTO CASH. S&P HAS NO OBLIGATION OR LIABILITY IN CONNECTION WITH THE ADMINISTRATION, MARKETING, OR TRADING OF THE SUB-FUND.

S&P DOES NOT GUARANTEE THE ACCURACY AND/OR THE COMPLETENESS OF THE S&P 500 INDEX OR ANY DATA INCLUDED THEREIN AND S&P SHALL HAVE NO LIABILITY FOR ANY ERRORS, OMISSIONS, OR INTERRUPTIONS THEREIN. S&P MAKES NO WARRANTY, CONDITION OR REPRESENTATION, EXPRESS OR IMPLIED, AS TO RESULTS TO BE OBTAINED BY AMUNDI, INVESTORS, OR ANY OTHER PERSON OR ENTITY FROM THE USE OF THE S&P 500 INDEX OR ANY DATA INCLUDED THEREIN. S&P MAKES NO EXPRESS OR IMPLIED WARRANTIES, REPRESENTATIONS OR CONDITIONS, AND EXPRESSLY DISCLAIMS ALL WARRANTIES OR CONDITIONS OF MERCHANTABILITY OR FITNESS FOR A PARTICULAR PURPOSE OR USE AND ANY OTHER EXPRESS OR IMPLIED WARRANTY OR CONDITION WITH RESPECT TO THE S&P 500 INDEX OR ANY DATA INCLUDED THEREIN. WITHOUT LIMITING ANY OF THE FOREGOING, IN NO EVENT SHALL S&P HAVE ANY LIABILITY FOR ANY SPECIAL, PUNITIVE, INDIRECT, OR CONSEQUENTIAL DAMAGES (INCLUDING LOST PROFITS) RESULTING FROM THE USE OF THE S&P 500 OR ANY DATA INCLUDED THEREIN, EVEN IF NOTIFIED OF THE POSSIBILITY OF SUCH DAMAGES.

## Objective and Investment Policy

### Objective

To track the performance of DAX INDEX (the "Index"), and to minimize the tracking error between the net asset value of the sub-fund and the performance of the Index.

### Index Description

- General description of the Index

DAX Index is an equity index representative of leading securities traded in the German market. The index is composed of the 40 largest market caps on the Frankfurt Stock Exchange.

The index is a Total Return Index : the dividends paid by the index constituents are included in the Index return.

- Index currency: Euro
- Index Composition

The DAX Index is capital-weighted index, whereby the weight of any individual issue is proportionate to its respective share in the overall capitalisation of the index. However, only freely available and tradable shares ("free float") are taken into account. So weighting in the Index is based exclusively on the free-float portion of the issued share capital. The number of shares of individual companies might be capped for the DAX Index to achieve a limited weight of such companies within the Index.

- Index Revision

The Index rebalancing is planned quarterly.

- Index Publication

The Index is calculated and published by Stoxx .

DAX INDEX value is available via Bloomberg. At the date of the prospectus, the ticker is: DAX

The performance tracked is the closing price of the DAX INDEX.

Stoxx index methodology, composition, revision rules and additional information concerning the Index underlying components are available on [stoxx.com](http://stoxx.com)

## Management Process

The exposure to the Index will be achieved through a direct replication, mainly by making direct investments in transferable securities and/or other eligible assets representing the Index constituents in a proportion extremely close to their proportion in the Index.

The sub-fund takes into account principal adverse impacts of investments on sustainability factors in its investment process as outlined in more detail in section "Sustainable Investing" of this prospectus and will not hold any securities of companies involved in the production or sale of controversial weapons as defined in "Replication Methods".

The Sub-Fund does not integrate a consideration of environmentally sustainable economic activities (as prescribed in the Taxonomy Regulation) in its management process. Therefore, for the purpose of the Taxonomy Regulation, it should be noted that the investments underlying the Sub-Fund do not take into account the EU criteria for environmentally sustainable economic activities.

**German Investment Tax Act :** At least 60% of the sub-fund's net asset value is continuously invested in equities listed on a stock exchange or traded on an organized market. For the sake of clarity investments in Real Estate Investment Trusts (as such term is defined by the German Ministry of Finance) and UCITS or UCIs are not included in this percentage.

### Tracking Error

The tracking error measures the volatility of the difference between the return of the sub-fund and the return of the Index. In normal market conditions, it is anticipated that the sub-fund will track the performance of the Index with a tracking error of up to 1%. The return, used to compute the tracking error of the sub-fund, is determined before taking into account any swing pricing mechanism.

### Techniques and instruments on securities and Derivatives

In order to deal with inflows and outflows and also with some local market specificities (market access and liquidity, local tax); the Investment Manager will be able to combine the direct replication with a replication through derivatives such as amongst other futures. In case of such replication, the sub-fund may hold deposits while keeping full exposure to the Index.

The sub-fund may enter into any efficient portfolio management techniques and instruments relating to transferable securities and money market instruments, such as securities lending and borrowing, reverse purchase agreement and repurchase agreement for the purposes of efficient portfolio management as described and in compliance with sections "Techniques and Instruments on Securities Financing Transactions" and "Replication Methods" of this prospectus. In particular, such techniques and instruments may be used in order to generate additional income.

The maximum and expected proportions of the sub-fund's assets that can be subject to SFT and TRS are disclosed in the table "USE OF SECURITIES FINANCING TRANSACTIONS AND TOTAL RETURN SWAPS".

**Sub-fund base currency :** Euro

### Investment Manager

Amundi Asset Management

## Main Risks

See "*Risk Descriptions*" for more information.

### Risks of ordinary market conditions

The Fund has high volatility due to its exposure to equity markets

Derivatives	Market
Equity	Volatility
Index replication	Sustainability
Investment fund Management	Use of techniques and Instruments

Listing market liquidity (ETF share class)

### Risks of unusual market conditions

Counterparty	Liquidity
Operational	Standard practices

### Risk management method

Commitment

## Planning Your Investment

Designed for Investors who understand the risks of the sub-fund and plan to invest for at least 5 Years.

The sub-fund may appeal to investors who:

- are interested in investment growth in the long term
- are looking to replicate the performance of the Index while accepting its associated risks and volatility

**Business day** Any day that is a day when Euronext Paris is fully open.

**Transaction Day** Requests received and accepted by 14:00 CET on a Business day will ordinarily be processed on the NAV of the first business day (including the business day when the relevant requests are received) that is also a full bank business day in Germany Market. Transaction settlement will occur within two Business days after the relevant transaction day.

In addition, technical net asset values ("T-NAV") may be calculated and published for any calendar day (excluding Saturdays and Sundays) that is neither a business day nor a transaction day. These T-NAV are merely indicative and will not be the basis for purchasing, switching, redeeming and/or transferring shares.

**NAV publication Day :** Transaction Day +1

**Switching in/out** Permitted

## MAIN SHARE CLASSES AND FEES

Share class	Currency	Min initial Investment*	Fees for share transactions		Annual fees	
			Purchase (max)	Switch (max)	Management (max)	Administration (max)
UCITS ETF	EUR	USD 1,000,000	3.00%	1.00%	0.03%	0.05%

See section "Notes on sub-fund Costs" in the prospectus. Other share classes may be available. For a current listing of available classes, go to [amundi.lu/amundi-index-solutions](http://amundi.lu/amundi-index-solutions)

\* Those minimums are applied in USD or in the equivalent amount, in the relevant share class currency.

## Index provider disclaimer

STOXX and its licensors (the "Licensors") have no relationship to the Amundi Asset Management, other than the licensing of the DAX INDEX® and the related trademarks for use in connection with the AMUNDI DAX.

STOXX and its Licensors do not:

- Sponsor, endorse, sell or promote the AMUNDI DAX.
- Recommend that any person invest in the AMUNDI DAX or any other securities.
- Have any responsibility or liability for or make any decisions about the timing, amount or pricing of AMUNDI DAX.
- Have any responsibility or liability for the administration, management or marketing of the AMUNDI DAX.
- Consider the needs of the AMUNDI DAX or the owners of the AMUNDI DAX in determining, composing or calculating the DAX INDEX or have any obligation to do so.

STOXX and its Licensors will not have any liability in connection with the AMUNDI DAX. Specifically,

- STOXX and its Licensors do not make any warranty, express or implied and disclaim any and all warranty about:
- The results to be obtained by the AMUNDI DAX, the owner of the AMUNDI DAX or any other person in connection with the use of the DAX INDEX and the data included in the DAX INDEX®;
- The accuracy or completeness of the DAX INDEX and its data;
- The merchantability and the fitness for a particular purpose or use of the DAX INDEX® and its data;
- STOXX and its Licensors will have no liability for any errors, omissions or interruptions in the DAX INDEX® or its data;
- Under no circumstances will STOXX or its Licensors be liable for any lost profits or indirect, punitive, special or consequential damages or losses, even if STOXX or its Licensors knows that they might occur.

The licensing agreement between the Amundi Asset Management and STOXX is solely for their benefit and not for the benefit of the owners of the AMUNDI DAX or any other third parties.

## Objective and Investment Policy

### Objective

To track the performance of DivDAX Total Return Index (the "Index"), and to minimize the tracking error between the net asset value of the sub-fund and the performance of the Index.

### Index Description

- General description of the Index

DivDAX Total Return Index is an equity index representative of 15 large and mid cap German companies that are part of the German DAX benchmark index and have the highest dividend yield. The dividend yield is calculated by dividing distributed dividends by the closing price of the respective share on the day preceding the ex date.

The index is a Total Return Index : the dividends paid by the index constituents are included in the Index return.

- Index currency: Euro
- Index Composition

The index comprises the 15 companies of the German DAX benchmark index with the highest dividend yield. The Index is weighted on the basis of free-float market capitalisation principles, with an upper weighting limit of 10% in relation to each share.

- Index Revision

The Index rebalancing is planned quarterly.

- Index Publication

The Index is calculated and published by Stoxx .

DivDAX Total Return Index value is available via Bloomberg. At the date of the prospectus, the ticker is: DIVDAX

The performance tracked is the closing price of the DivDAX Total Return Index.

Stoxx index methodology, composition, revision rules and additional information concerning the Index underlying components are available on [stoxx.com](http://stoxx.com)

## Management Process

The exposure to the Index will be achieved through a direct replication, mainly by making direct investments in transferable securities and/or other eligible assets representing the Index constituents in a proportion extremely close to their proportion in the Index.

The sub-fund takes into account principal adverse impacts of investments on sustainability factors in its investment process as outlined in more detail in section "Sustainable Investing" of this prospectus and will not hold any securities of companies involved in the production or sale of controversial weapons as defined in "Replication Methods".

The Sub-Fund does not integrate a consideration of environmentally sustainable economic activities (as prescribed in the Taxonomy Regulation) in its management process. Therefore, for the purpose of the Taxonomy Regulation, it should be noted that the investments underlying the Sub-Fund do not take into account the EU criteria for environmentally sustainable economic activities.

**German Investment Tax Act :** At least 60% of the sub-fund's net asset value is continuously invested in equities listed on a stock exchange or traded on an organized market. For the sake of clarity investments in Real Estate Investment Trusts (as such term is defined by the German Ministry of Finance) and UCITS or UCIs are not included in this percentage.

### Tracking Error

The tracking error measures the volatility of the difference between the return of the sub-fund and the return of the Index. In normal market conditions, it is anticipated that the sub-fund will track the performance of the Index with a tracking error of up to 1%. The return, used to compute the tracking error of the sub-fund, is determined before taking into account any swing pricing mechanism.

### Techniques and instruments on securities and Derivatives

In order to deal with inflows and outflows and also with some local market specificities (market access and liquidity, local tax); the Investment Manager will be able to combine the direct replication with a replication through derivatives such as amongst other futures. In case of such replication, the sub-fund may hold deposits while keeping full exposure to the Index.

The sub-fund may enter into any efficient portfolio management techniques and instruments relating to transferable securities and money market instruments, such as securities lending and borrowing, reverse purchase agreement and repurchase agreement for the purposes of efficient portfolio management as described and in compliance with sections "Techniques and Instruments on Securities Financing Transactions" and "Replication Methods" of this prospectus. In particular, such techniques and instruments may be used in order to generate additional income.

The maximum and expected proportions of the sub-fund's assets that can be subject to SFT and TRS are disclosed in the table "USE OF SECURITIES FINANCING TRANSACTIONS AND TOTAL RETURN SWAPS".

**Sub-fund base currency :** Euro

### Investment Manager

Amundi Asset Management

## Main Risks

See "*Risk Descriptions*" for more information.

### Risks of ordinary market conditions

The Fund has high volatility due to its exposure to equity markets

Derivatives	Market
Equity	Volatility
Index replication	Sustainability
Investment fund Management	Use of techniques and Instruments
Listing market liquidity (ETF share class)	

### Risks of unusual market conditions

Counterparty	Liquidity
Operational	Standard practices

### Risk management method

Commitment



## Planning Your Investment

Designed for Investors who understand the risks of the sub-fund and plan to invest for at least 5 Years.

The sub-fund may appeal to investors who:

- are interested in investment growth in the long term
- are looking to replicate the performance of the Index while accepting its associated risks and volatility

**Business day** Any day that is a day when Euronext Paris is fully open.

**Transaction Day** Requests received and accepted by 14:00 CET on a Business day will ordinarily be processed on the NAV of the first business day (including the business day when the relevant requests are received) that is also a full bank business day in Germany Market. Transaction settlement will occur within two Business days after the relevant transaction day.

In addition, technical net asset values ("T-NAV") may be calculated and published for any calendar day (excluding Saturdays and Sundays) that is neither a business day nor a transaction day. These T-NAV are merely indicative and will not be the basis for purchasing, switching, redeeming and/or transferring shares.

**NAV publication Day :** Transaction Day +1

**Switching in/out** Permitted

## MAIN SHARE CLASSES AND FEES

Share class	Currency	Min initial Investment*	Fees for share transactions		Annual fees	
			Purchase (max)	Switch (max)	Management (max)	Administration (max)
UCITS ETF	EUR	USD 1,000,000	3.00%	1.00%	0.15%	0.10%

See section "Notes on sub-fund Costs" in the prospectus. Other share classes may be available. For a current listing of available classes, go to [amundi.lu/amundi-index-solutions](http://amundi.lu/amundi-index-solutions)

\* Those minimums are applied in USD or in the equivalent amount, in the relevant share class currency.

## Index provider disclaimer

STOXX and its licensors (the "Licensors") have no relationship to the Amundi Asset Management, other than the licensing of the DivDAX Total Return Index® and the related trademarks for use in connection with the AMUNDI DIVDAX.

STOXX and its Licensors do not:

- Sponsor, endorse, sell or promote the AMUNDI DIVDAX.
- Recommend that any person invest in the AMUNDI DIVDAX or any other securities.
- Have any responsibility or liability for or make any decisions about the timing, amount or pricing of AMUNDI DIVDAX.
- Have any responsibility or liability for the administration, management or marketing of the AMUNDI DIVDAX.
- Consider the needs of the AMUNDI DIVDAX or the owners of the AMUNDI DIVDAX in determining, composing or calculating the DivDAX Total Return Index or have any obligation to do so.

STOXX and its Licensors will not have any liability in connection with the AMUNDI DIVDAX. Specifically,

- STOXX and its Licensors do not make any warranty, express or implied and disclaim any and all warranty about:
- The results to be obtained by the AMUNDI DIVDAX, the owner of the AMUNDI DIVDAX or any other person in connection with the use of the DivDAX Total Return Index and the data included in the DivDAX Total Return Index®;
- The accuracy or completeness of the DivDAX Total Return Index and its data;
- The merchantability and the fitness for a particular purpose or use of the DivDAX Total Return Index® and its data;
- STOXX and its Licensors will have no liability for any errors, omissions or interruptions in the DivDAX Total Return Index® or its data;
- Under no circumstances will STOXX or its Licensors be liable for any lost profits or indirect, punitive, special or consequential damages or losses, even if STOXX or its Licensors knows that they might occur.

The licensing agreement between the Amundi Asset Management and STOXX is solely for their benefit and not for the benefit of the owners of the AMUNDI DIVDAX or any other third parties.

## Objective and Investment Policy

### Objective

To track the performance of SDAX Total Return Index (the "Index"), and to minimize the tracking error between the net asset value of the sub-fund and the performance of the Index.

### Index Description

- General description of the Index

SDAX Total Return Index is an equity index representative of mid and small cap securities across German Market.

The index is a Total Return Index : the dividends paid by the Index constituents are included in the Index return.

- Index currency: Euro
- Index Composition

The SDAX Index is the selection index for 70 smaller companies (small caps) that follow the companies included in the MDAX index in terms of market capitalization and order book turnover.

For inclusion in the SDAX only those companies will be considered that are listed on any regulated market and show a free float portion of at least 10%. Moreover, companies must either have their headquarters in Germany or, if they have a major share of the stock exchange turnover in Germany, in the European Union or in an EFTA state.

- Index Revision

The Index rebalancing is planned quarterly.

- Index Publication

The Index is calculated and published by Stoxx .

SDAX Total Return Index value is available via Bloomberg. At the date of the prospectus, the ticker is: SDYP

The performance tracked is the closing price of the SDAX Total Return Index.

Stoxx index methodology, composition, revision rules and additional information concerning the Index underlying components are available on [stoxx.com](http://stoxx.com)

## Management Process

The exposure to the Index will be achieved through a direct replication, mainly by making direct investments in transferable securities and/or other eligible assets representing the Index constituents in a proportion extremely close to their proportion in the Index.

The sub-fund takes into account principal adverse impacts of investments on sustainability factors in its investment process as outlined in more detail in section "Sustainable Investing" of this prospectus and will not hold any securities of companies involved in the production or sale of controversial weapons as defined in "Replication Methods".

The Sub-Fund does not integrate a consideration of environmentally sustainable economic activities (as prescribed in the Taxonomy Regulation) in its management process. Therefore, for the purpose of the Taxonomy Regulation, it should be noted that the investments underlying the Sub-Fund do not take into account the EU criteria for environmentally sustainable economic activities.

**German Investment Tax Act :** At least 60% of the sub-fund's net asset value is continuously invested in equities listed on a stock exchange or traded on an organized market. For the sake of clarity investments in Real Estate Investment Trusts (as such term is defined by the German Ministry of Finance) and UCITS or UCIs are not included in this percentage.

### Tracking Error

The tracking error measures the volatility of the difference between the return of the sub-fund and the return of the Index. In normal market conditions, it is anticipated that the sub-fund will track the performance of the Index with a tracking error of up to 1%. The return, used to compute the tracking error of the sub-fund, is determined before taking into account any swing pricing mechanism.

### Techniques and instruments on securities and Derivatives

In order to deal with inflows and outflows and also with some local market specificities (market access and liquidity, local tax); the Investment Manager will be able to combine the direct replication with a replication through derivatives such as amongst other futures. In case of such replication, the sub-fund may hold deposits while keeping full exposure to the Index.

The sub-fund may enter into any efficient portfolio management techniques and instruments relating to transferable securities and money market instruments, such as securities lending and borrowing, reverse purchase agreement and repurchase agreement for the purposes of efficient portfolio management as described and in compliance with sections "Techniques and Instruments on Securities Financing Transactions" and "Replication Methods" of this prospectus. In particular, such techniques and instruments may be used in order to generate additional income.

The maximum and expected proportions of the sub-fund's assets that can be subject to SFT and TRS are disclosed in the table "USE OF SECURITIES FINANCING TRANSACTIONS AND TOTAL RETURN SWAPS".

**Sub-fund base currency :** Euro

### Investment Manager

Amundi Asset Management

## Main Risks

See "*Risk Descriptions*" for more information.

### Risks of ordinary market conditions

The Fund has high volatility due to its exposure to equity markets

Derivatives	Market
Equity	Small and mid-cap stock
Index replication	Volatility
Investment fund	Sustainability
Management	Use of techniques and Instruments
Listing market liquidity (ETF share class)	

### Risks of unusual market conditions

Counterparty	Liquidity
Operational	Standard practices
<b>Risk management method</b>	Commitment

## Planning Your Investment

Designed for Investors who understand the risks of the sub-fund and plan to invest for at least 5 Years.

The sub-fund may appeal to investors who:

- are interested in investment growth in the long term
- are looking to replicate the performance of the Index while accepting its associated risks and volatility

**Business day** Any day that is a day when Euronext Paris is fully open.

**Transaction Day** Requests received and accepted by 14:00 CET on a Business day will ordinarily be processed on the NAV of the first business day (including the business day when the relevant requests are received) that is also a full bank business day in Germany Market. Transaction settlement will occur within two Business days after the relevant transaction day.

In addition, technical net asset values ("T-NAV") may be calculated and published for any calendar day (excluding Saturdays and Sundays) that is neither a business day nor a transaction day. These T-NAV are merely indicative and will not be the basis for purchasing, switching, redeeming and/or transferring shares.

**NAV publication Day :** Transaction Day +1

**Switching in/out** Permitted

## MAIN SHARE CLASSES AND FEES

Share class	Currency	Min initial Investment*	Fees for share transactions		Annual fees	
			Purchase (max)	Switch (max)	Management (max)	Administration (max)
UCITS ETF	EUR	USD 1,000,000	3.00%	1.00%	0.60%	0.10%

See section "Notes on sub-fund Costs" in the prospectus. Other share classes may be available. For a current listing of available classes, go to [amundi.lu/amundi-index-solutions](http://amundi.lu/amundi-index-solutions)

\* Those minimums are applied in USD or in the equivalent amount, in the relevant share class currency.

## Index provider disclaimer

STOXX and its licensors (the "Licensors") have no relationship to the Amundi Asset Management, other than the licensing of the SDAX Total Return Index® and the related trademarks for use in connection with the AMUNDI SDAX.

STOXX and its Licensors do not:

- Sponsor, endorse, sell or promote the AMUNDI SDAX.
- Recommend that any person invest in the AMUNDI SDAX or any other securities.
- Have any responsibility or liability for or make any decisions about the timing, amount or pricing of AMUNDI SDAX.
- Have any responsibility or liability for the administration, management or marketing of the AMUNDI SDAX.
- Consider the needs of the AMUNDI SDAX or the owners of the AMUNDI SDAX in determining, composing or calculating the SDAX Total Return Index or have any obligation to do so.

STOXX and its Licensors will not have any liability in connection with the AMUNDI SDAX. Specifically,

- STOXX and its Licensors do not make any warranty, express or implied and disclaim any and all warranty about:
- The results to be obtained by the AMUNDI SDAX, the owner of the AMUNDI SDAX or any other person in connection with the use of the SDAX Total Return Index and the data included in the SDAX Total Return Index®;
- The accuracy or completeness of the SDAX Total Return Index and its data;
- The merchantability and the fitness for a particular purpose or use of the SDAX Total Return Index® and its data;
- STOXX and its Licensors will have no liability for any errors, omissions or interruptions in the SDAX Total Return Index® or its data;
- Under no circumstances will STOXX or its Licensors be liable for any lost profits or indirect, punitive, special or consequential damages or losses, even if STOXX or its Licensors knows that they might occur.

The licensing agreement between the Amundi Asset Management and STOXX is solely for their benefit and not for the benefit of the owners of the AMUNDI SDAX or any other third parties.

## Objective and Investment Policy

### Objective

To track the performance of EURO STOXX 50 Index (the "Index"), and to minimize the tracking error between the net asset value of the sub-fund and the performance of the Index.

### Index Description

- General description of the Index

EURO STOXX® 50 Index is an equity index representative of the 50 leading securities of Eurozone developed countries (as defined in the index methodology).

The Index is a Net Total Return Index : dividends net of tax paid by the index constituents are included in the Index return.

- Index currency: Euro
- Index Composition

The EURO STOXX 50 Index includes equities that cover all economic sectors and are chosen for their level of market capitalisation, their liquidity and their sector weighting.

Each stock of the Index is weighted in function of the size of its capitalization, adjusted with its free float.

- Index Revision

The Index rebalancing is planned quarterly.

- Index Publication

The Index is calculated and published by Stoxx.

The EURO STOXX 50 Index is calculated daily using the official closing prices of the stock exchanges on which the Index components are traded.

EURO STOXX 50 Index value is available via Bloomberg. At the date of the prospectus, the ticker is: SX5T

The performance tracked is the closing price of the EURO STOXX 50 Index.

Stoxx index methodology, composition, revision rules and additional information concerning the Index underlying components are available on [stoxx.com](http://stoxx.com)

## Management Process

The exposure to the Index will be achieved through a direct replication, mainly by making direct investments in transferable securities and/or other eligible assets representing the Index constituents in a proportion extremely close to their proportion in the index.

The sub-fund takes into account principal adverse impacts of investments on sustainability factors in its investment process as outlined in more detail in section "Sustainable Investing" of this prospectus and will not hold any securities of companies involved in the production or sale of controversial weapons as defined in "Replication Methods".

The Sub-Fund does not integrate a consideration of environmentally sustainable economic activities (as prescribed in the Taxonomy Regulation) in its management process. Therefore, for the purpose of the Taxonomy Regulation, it should be noted that the investments underlying the Sub-Fund do not take into account the EU criteria for environmentally sustainable economic activities.

### Plan d'Epargne en Actions (PEA) : Eligible

**German Investment Tax Act** : At least 65% of the sub-fund's net asset value is continuously invested in equities listed on a stock exchange or traded on an organized market. For the sake of clarity investments in Real Estate Investment Trusts (as such term is defined by the German Ministry of Finance) and UCITS or UCIS are not included in this percentage.

### Tracking Error

The tracking error measures the volatility of the difference between the return of the sub-fund and the return of the Index. In normal market conditions, it is anticipated that the sub-fund will track the performance of the Index with a tracking error of up to 1%. The return, used to compute the tracking error of the sub-fund, is determined before taking into account any swing pricing mechanism.

### Techniques and instruments on securities and Derivatives

In order to deal with inflows and outflows and also with some local market specificities (market access and liquidity, local tax); the Investment Manager will be able to combine the direct replication with a replication through derivatives such as amongst other futures. In case of such replication, the sub-fund may hold deposits while keeping full exposure to the Index.

The sub-fund may enter into any efficient portfolio management techniques and instruments relating to transferable securities and money market instruments, such as securities lending and borrowing, reverse purchase agreement and repurchase agreement for the purposes of efficient portfolio management as described and in compliance with sections "Techniques and Instruments on Securities Financing Transactions" and "Replication Methods" of this prospectus. In particular, such techniques and instruments may be used in order to generate additional income.

The maximum and expected proportions of the sub-fund's assets that can be subject to SFT and TRS are disclosed in the table "USE OF SECURITIES FINANCING TRANSACTIONS AND TOTAL RETURN SWAPS".

**Sub-fund base currency** : Euro

### Investment Manager

Amundi Asset Management

## Main Risks

See "Risk Descriptions" for more information.

### Risks of ordinary market conditions

The Fund has high volatility due to its exposure to equity markets

Currency	Management
Hedging risk (hedged share class)	Market
Index replication	Sustainability
Investment fund	Use of techniques and Instruments

### Risks of unusual market conditions

Counterparty	Liquidity
Operational	Standard practices

**Risk management method** Commitment

## Planning Your Investment

Designed for Investors who understand the risks of the sub-fund and plan to invest for at least 5 years.

The sub-fund may appeal to investors who:

- are interested in investment growth in the long term
- are looking to replicate the performance of the Index while accepting its associated risks and volatility

**Business day** Any day that is a day when Euronext Paris is fully open.

**Transaction Day** Requests received and accepted by 16:00 CET on a Business day will ordinarily be processed on the NAV of the first business day (including the business day when the relevant requests are received) that is also a full bank business day in France market and in Germany market.. Transaction settlement will occur within two Business days after the relevant transaction day.

In addition, technical net asset values ("T-NAV") may be calculated and published for any calendar day (excluding Saturdays and Sundays) that is neither a business day nor a transaction day. These T-NAV are merely indicative and will not be the basis for purchasing, switching, redeeming and/or transferring shares.

**NAV publication Day :** Transaction Day +1

**Switching in/out** Permitted

## MAIN SHARE CLASSES AND FEES

Share class	Currency	Min initial Investment*	Fees for share transactions		Annual fees	
			Purchase (max)	Switch (max)	Management (max)	Administration (max)
UCITS ETF DR - DAILY HEDGED USD	USD	USD 1,000,000	3.00%	1.00%	0.05%	0.10%
UCITS ETF DR - EUR	EUR	USD 1,000,000	3.00 3.00%	1.00 1.00%	0.03% 0.05%	0.04% 0.10%
UCITS ETF DR - USD	USD	USD 1,000,000	3.00%	1.00%	0.05%	0.10%

See section "Notes on sub-fund Costs" in the prospectus. Other share classes may be available. For a current listing of available classes, go to [amundi.lu/amundi-index-solutions](http://amundi.lu/amundi-index-solutions)

\* Those minimums are applied in USD or in the equivalent amount, in the relevant share class currency.

## Index provider disclaimer

STOXX and its licensors (the "Licensors") have no relationship to the Amundi Asset Management, other than the licensing of the EURO STOXX 50® and the related trademarks for use in connection with the AMUNDI EURO STOXX 50.

STOXX and its Licensors do not:

- Sponsor, endorse, sell or promote the AMUNDI EURO STOXX 50.
- Recommend that any person invest in the AMUNDI EURO STOXX 50 or any other securities.
- Have any responsibility or liability for or make any decisions about the timing, amount or pricing of AMUNDI EURO STOXX 50.
- Have any responsibility or liability for the administration, management or marketing of the AMUNDI EURO STOXX 50.
- Consider the needs of the AMUNDI EURO STOXX 50 or the owners of the AMUNDI EURO STOXX 50 in determining, composing or calculating the EURO STOXX 50 or have any obligation to do so.

STOXX and its Licensors will not have any liability in connection with the AMUNDI EURO STOXX 50. Specifically,

- STOXX and its Licensors do not make any warranty, express or implied and disclaim any and all warranty about:
  - The results to be obtained by the AMUNDI EURO STOXX 50, the owner of the AMUNDI EURO STOXX 50 or any other person in connection with the use of the EURO STOXX 50 and the data included in the EURO STOXX 50®;
  - The accuracy or completeness of the EURO STOXX 50 and its data;
  - The merchantability and the fitness for a particular purpose or use of the EURO STOXX 50® and its data;
- STOXX and its Licensors will have no liability for any errors, omissions or interruptions in the EURO STOXX 50® or its data;
- Under no circumstances will STOXX or its Licensors be liable for any lost profits or indirect, punitive, special or consequential damages or losses, even if STOXX or its Licensors knows that they might occur.

The licensing agreement between the Amundi Asset Management and STOXX is solely for their benefit and not for the benefit of the owners of the AMUNDI EURO STOXX 50 or any other third parties.

# AMUNDI EURO STOXX SELECT DIVIDEND30

## Objective and Investment Policy

### Objective

To track the performance of EURO STOXX Select Dividend 30 (Net Return) EUR Index (the "Index"), and to minimize the tracking error between the net asset value of the sub-fund and the performance of the Index.

### Index Description

- General description of the Index

EURO STOXX Select Dividend 30 Net Return EUR Index is an equity index representative of the highest-yielding stocks relative to their home market within the Eurozone countries.

The Index is a Net Total Return Index: dividends net of tax paid by the index constituents are included in the Index return.

- Index currency: Euro
- Index Composition

The Index components are selected from the components of the EURO STOXX and their secondary lines. The Index universe comprises all companies in the EURO STOXX Index that, inter alia, pay a dividend and show a non-negative historical dividend growth per share for the 5-year period as well as a non-negative pay-out ratio (ratio of the dividend to the profit per share) of no more than 60%. The EURO STOXX Index consists of the largest stocks of selected Eurozone countries and is part of the STOXX 600 Index. Components in the index are weighted by their indicated annual net dividend yield.

- Index Revision

The Index rebalancing is planned quarterly.

- Index Publication

The Index is calculated and published by Stoxx .

EURO STOXX Select Dividend 30 (Net Return) EUR Index value is available via Bloomberg. At the date of the prospectus, the ticker is: SD3T

The performance tracked is the closing price of the EURO STOXX Select Dividend 30 (Net Return) EUR Index.

Stoxx index methodology, composition, revision rules and additional information concerning the Index underlying components are available on [stoxx.com](http://stoxx.com)

## Management Process

The exposure to the Index will be achieved through a direct replication, mainly by making direct investments in transferable securities and/or other eligible assets representing the Index constituents in a proportion extremely close to their proportion in the Index.

The sub-fund takes into account principal adverse impacts of investments on sustainability factors in its investment process as outlined in more detail in section "Sustainable Investing" of this prospectus and will not hold any securities of companies involved in the production or sale of controversial weapons as defined in "Replication Methods".

The Sub-Fund does not integrate a consideration of environmentally sustainable economic activities (as prescribed in the Taxonomy Regulation) in its management process. Therefore, for the purpose of the Taxonomy Regulation, it should be noted that the investments underlying the Sub-Fund do not take into account the EU criteria for environmentally sustainable economic activities.

**German Investment Tax Act :** At least 60% of the sub-fund's net asset value is continuously invested in equities listed on a stock exchange or traded on an organized market. For the sake of clarity investments in Real Estate Investment Trusts (as such term is defined by the German Ministry of Finance) and UCITS or UCIs are not included in this percentage.

### Tracking Error

The tracking error measures the volatility of the difference between the return of the sub-fund and the return of the Index. In normal market conditions, it is anticipated that the sub-fund will track the performance of the Index with a tracking error of up to 1%. The return, used to compute the tracking error of the sub-fund, is determined before taking into account any swing pricing mechanism.

### Techniques and instruments on securities and Derivatives

In order to deal with inflows and outflows and also with some local market specificities (market access and liquidity, local tax); the Investment Manager will be able to combine the direct replication with a replication through derivatives such as amongst other futures. In case of such replication, the sub-fund may hold deposits while keeping full exposure to the Index.

The sub-fund may enter into any efficient portfolio management techniques and instruments relating to transferable securities and money market instruments, such as securities lending and borrowing, reverse purchase agreement and repurchase agreement for the purposes of efficient portfolio management as described and in compliance with sections "Techniques and Instruments on Securities Financing Transactions" and "Replication Methods" of this prospectus. In particular, such techniques and instruments may be used in order to generate additional income.

The maximum and expected proportions of the sub-fund's assets that can be subject to SFT and TRS are disclosed in the table "USE OF SECURITIES FINANCING TRANSACTIONS AND TOTAL RETURN SWAPS".

**Sub-fund base currency :** Euro

### Investment Manager

Amundi Asset Management

## Main Risks

See "*Risk Descriptions*" for more information.

### Risks of ordinary market conditions

The Fund has high volatility due to its exposure to equity markets

Derivatives	Management
Equity	Market
Index replication	Sustainability
Investment fund	Use of techniques and Instruments
Listing market liquidity (ETF share class)	

### Risks of unusual market conditions

Counterparty	Liquidity
Operational	Standard practices
<b>Risk management method</b>	Commitment

## Planning Your Investment

Designed for Investors who understand the risks of the sub-fund and plan to invest for at least 5 Years.

The sub-fund may appeal to investors who:

- are interested in investment growth in the long term
- are looking to replicate the performance of the Index while accepting its associated risks and volatility

**Business day** Any day that is a day when Euronext Paris is fully open.

**Transaction Day** Requests received and accepted by 14:00 CET on a Business day will ordinarily be processed on the NAV of the first business day (including the business day when the relevant requests are received) that is also full bank business day in France market and in Germany market and in Netherland market. Transaction settlement will occur within two Business days after the relevant transaction day.

In addition, technical net asset values ("T-NAV") may be calculated and published for any calendar day (excluding Saturdays and Sundays) that is neither a business day nor a transaction day. These T-NAV are merely indicative and will not be the basis for purchasing, switching, redeeming and/or transferring shares.

**NAV publication Day :** Transaction Day +1

**Switching in/out** Permitted

## MAIN SHARE CLASSES AND FEES

Share class	Currency	Min initial Investment*	Fees for share transactions		Annual fees	
			Purchase (max)	Switch (max)	Management (max)	Administration (max)
UCITS ETF	EUR	USD 1,000,000	3.00%	1.00%	0.15%	0.10%

See section "Notes on sub-fund Costs" in the prospectus. Other share classes may be available. For a current listing of available classes, go to [amundi.lu/amundi-index-solutions](http://amundi.lu/amundi-index-solutions)

\* Those minimums are applied in USD or in the equivalent amount, in the relevant share class currency.

## Index provider disclaimer

STOXX and its licensors (the "Licensors") have no relationship to the Amundi Asset Management, other than the licensing of the EURO STOXX Select Dividend 30 (Net Return) EUR Index® and the related trademarks for use in connection with the AMUNDI EURO STOXX SELECT DIVIDEND30.

STOXX and its Licensors do not:

- Sponsor, endorse, sell or promote the AMUNDI EURO STOXX SELECT DIVIDEND30.
- Recommend that any person invest in the AMUNDI EURO STOXX SELECT DIVIDEND30 or any other securities.
- Have any responsibility or liability for or make any decisions about the timing, amount or pricing of AMUNDI EURO STOXX SELECT DIVIDEND30.
- Have any responsibility or liability for the administration, management or marketing of the AMUNDI EURO STOXX SELECT DIVIDEND30.
- Consider the needs of the AMUNDI EURO STOXX SELECT DIVIDEND30 or the owners of the AMUNDI EURO STOXX SELECT DIVIDEND30 in determining, composing or calculating the EURO STOXX Select Dividend 30 (Net Return) EUR Index or have any obligation to do so.

STOXX and its Licensors will not have any liability in connection with the AMUNDI EURO STOXX SELECT DIVIDEND30. Specifically,

- STOXX and its Licensors do not make any warranty, express or implied and disclaim any and all warranty about:
  - The results to be obtained by the AMUNDI EURO STOXX SELECT DIVIDEND30, the owner of the AMUNDI EURO STOXX SELECT DIVIDEND30 or any other person in connection with the use of the EURO STOXX Select Dividend 30 (Net Return) EUR Index and the data included in the EURO STOXX Select Dividend 30 (Net Return) EUR Index®;
  - The accuracy or completeness of the EURO STOXX Select Dividend 30 (Net Return) EUR Index and its data;
  - The merchantability and the fitness for a particular purpose or use of the EURO STOXX Select Dividend 30 (Net Return) EUR Index® and its data;
- STOXX and its Licensors will have no liability for any errors, omissions or interruptions in the EURO STOXX Select Dividend 30 (Net Return) EUR Index® or its data;
- Under no circumstances will STOXX or its Licensors be liable for any lost profits or indirect, punitive, special or consequential damages or losses, even if STOXX or its Licensors knows that they might occur.

The licensing agreement between the Amundi Asset Management and STOXX is solely for their benefit and not for the benefit of the owners of the AMUNDI EURO STOXX SELECT DIVIDEND30 or any other third parties.

## Objective and Investment Policy

### Objective

To track the performance of F.A.Z Index (the "Index"), and to minimize the tracking error between the net asset value of the sub-fund and the performance of the Index.

### Index Description

- General description of the Index

FAZ Index is an equity index representative of the large and mid-cap securities across German Market.

The Index is a Net Total Return Index : dividends net of tax paid by the index constituents are included in the Index return.

- Index currency: Euro
- Index Composition

The FAZ Index comprises the shares of the top 100 companies, representing 12 sectors, which have their headquarters in Germany and are listed on the Frankfurt stock exchange. The Index is weighted on the basis of market capitalisation, with an upper weighting limit of 10% in relation to each share on each adjustment day.

- Index Revision

The Index rebalancing is planned annually.

- Index Publication

The Index is calculated and published by Solactive .

F.A.Z Index value is available via Bloomberg. At the date of the prospectus, the ticker is: FAZINTR

The performance tracked is the closing price of the F.A.Z Index.

Solactive index methodology, composition, revision rules and additional information concerning the Index underlying components are available on [solactive.de](http://solactive.de)

## Management Process

The exposure to the Index will be achieved through a direct replication, mainly by making direct investments in transferable securities and/or other eligible assets representing the Index constituents in a proportion extremely close to their proportion in the Index.

The sub-fund takes into account principal adverse impacts of investments on sustainability factors in its investment process as outlined in more detail in section "Sustainable Investing" of this prospectus and will not hold any securities of companies involved in the production or sale of controversial weapons as defined in "Replication Methods".

The Sub-Fund does not integrate a consideration of environmentally sustainable economic activities (as prescribed in the Taxonomy Regulation) in its management process. Therefore, for the purpose of the Taxonomy Regulation, it should be noted that the investments underlying the Sub-Fund do not take into account the EU criteria for environmentally sustainable economic activities.

**German Investment Tax Act :** At least 60% of the sub-fund's net asset value is continuously invested in equities listed on a stock exchange or traded on an organized market. For the sake of clarity investments in Real Estate Investment Trusts (as such term is defined by the German Ministry of Finance) and UCITS or UCIs are not included in this percentage.

### Tracking Error

The tracking error measures the volatility of the difference between the return of the sub-fund and the return of the Index. In normal market conditions, it is anticipated that the sub-fund will track the performance of the Index with a tracking error of up to 1%. The return, used to compute the tracking error of the sub-fund, is determined before taking into account any swing pricing mechanism.

### Techniques and instruments on securities and Derivatives

In order to deal with inflows and outflows and also with some local market specificities (market access and liquidity, local tax); the Investment Manager will be able to combine the direct replication with a replication through derivatives such as amongst other futures. In case of such replication, the sub-fund may hold deposits while keeping full exposure to the Index.

The sub-fund may enter into any efficient portfolio management techniques and instruments relating to transferable securities and money market instruments, such as securities lending and borrowing, reverse purchase agreement and repurchase agreement for the purposes of efficient portfolio management as described and in compliance with sections "Techniques and Instruments on Securities Financing Transactions" and "Replication Methods" of this prospectus. In particular, such techniques and instruments may be used in order to generate additional income.

The maximum and expected proportions of the sub-fund's assets that can be subject to SFT and TRS are disclosed in the table "USE OF SECURITIES FINANCING TRANSACTIONS AND TOTAL RETURN SWAPS".

**Sub-fund base currency :** Euro

### Investment Manager

Amundi Asset Management

## Main Risks

See "*Risk Descriptions*" for more information.

### Risks of ordinary market conditions

The Fund has high volatility due to its exposure to equity markets

Derivatives	Market
Equity	Volatility
Index replication	Sustainability
Investment fund Management	Use of techniques and Instruments
Listing market liquidity (ETF share class)	

### Risks of unusual market conditions

Counterparty	Liquidity
Operational	Standard practices
<b>Risk management method</b>	Commitment



## Planning Your Investment

Designed for Investors who understand the risks of the sub-fund and plan to invest for at least 5 Years.

The sub-fund may appeal to investors who:

- are interested in investment growth in the long term
- are looking to replicate the performance of the Index while accepting its associated risks and volatility

**Business day** Any day that is a day when Euronext Paris is fully open.

**Transaction Day** Requests received and accepted by 14:00 CET on a Business day will ordinarily be processed on the NAV of the first business day (including the business day when the relevant requests are received) that is also a full bank business day in Germany Market. Transaction settlement will occur within two Business days after the relevant transaction day.

In addition, technical net asset values ("T-NAV") may be calculated and published for any calendar day (excluding Saturdays and Sundays) that is neither a business day nor a transaction day. These T-NAV are merely indicative and will not be the basis for purchasing, switching, redeeming and/or transferring shares.

**NAV publication Day :** Transaction Day +1

**Switching in/out** Permitted

## MAIN SHARE CLASSES AND FEES

			Fees for share transactions		Annual fees	
Share class	Currency	Min initial Investment*	Purchase (max)	Switch (max)	Management (max)	Administration (max)
UCITS ETF	EUR	USD 1,000,000	3.00%	1.00%	0.05%	0.10%

See section "Notes on sub-fund Costs" in the prospectus. Other share classes may be available. For a current listing of available classes, go to [amundi.lu/amundi-index-solutions](http://amundi.lu/amundi-index-solutions)

\* Those minimums are applied in USD or in the equivalent amount, in the relevant share class currency.

## Index provider disclaimer

THE FINANCIAL INSTRUMENT IS NOT SPONSORED, PROMOTED, SOLD OR SUPPORTED IN ANY OTHER MANNER BY SOLACTIVE AG NOR DOES SOLACTIVE AG OFFER ANY EXPRESS OR IMPLICIT GUARANTEE OR ASSURANCE EITHER WITH REGARD TO THE RESULTS OF USING THE INDEX AND/OR INDEX TRADE MARK OR THE INDEX PRICE AT ANY TIME OR IN ANY OTHER RESPECT. THE INDEX IS CALCULATED AND PUBLISHED BY SOLACTIVE AG. SOLACTIVE AG USES ITS BEST EFFORTS TO ENSURE THAT THE INDEX IS CALCULATED CORRECTLY. IRRESPECTIVE OF ITS OBLIGATIONS TOWARDS THE ISSUER, SOLACTIVE AG HAS NO OBLIGATION TO POINT OUT ERRORS IN THE INDEX TO THIRD PARTIES INCLUDING BUT NOT LIMITED TO INVESTORS AND/OR FINANCIAL INTERMEDIARIES OF THE FINANCIAL INSTRUMENT. NEITHER PUBLICATION OF THE INDEX BY SOLACTIVE AG NOR THE LICENSING OF THE INDEX OR INDEX TRADE MARK FOR THE PURPOSE OF USE IN CONNECTION WITH THE FINANCIAL INSTRUMENT CONSTITUTES A RECOMMENDATION BY SOLACTIVE AG TO INVEST CAPITAL IN SAID FINANCIAL INSTRUMENT NOR DOES IT IN ANY WAY REPRESENT AN ASSURANCE OR OPINION OF SOLACTIVE AG WITH REGARD TO ANY INVESTMENT IN THIS FINANCIAL INSTRUMENT.

## Objective and Investment Policy

### Objective

To track the performance of FTSE EPRA/NAREIT Developed Europe Index (the "Index"), and to minimize the tracking error between the net asset value of the sub-fund and the performance of the Index.

### Index Description

- General description of the Index

FTSE EPRA/NAREIT Developed Europe Index is an equity index representative of leading listed real estate securities and REIT traded in the major stock markets of developed European countries (as defined in the index methodology).

The Index is a Net Total Return Index : dividends net of tax paid by the index constituents are included in the Index return.

- Index currency: Euro
- Index Composition

The FTSE EPRA/NAREIT Developed Europe Strategy Index is a sub-category of the FTSE EPRA/NAREIT Developed Index.

The Initial Universe of companies consists of companies with the following ICB Classifications: Supersector Real Estate, Subsector Heavy Construction and Subsector Home Construction.

The Initial Universe may be expanded by FTSE Russell with other ICB (Industry Classification Benchmark) classified companies with guidance from EPRA, NAREIT and the Regional Advisory Committee.

Relevant real estate activities are defined as the ownership, trading and development of incomeproducing real estate.

Real estate companies must have derived, in the previous full financial year, at least 75 percent of their total EBITDA from relevant real estate activities.

Each stock of the Index is weighted according to the free float-adjusted market capitalization.

- Index Revision

The Index rebalancing is planned quarterly.

- Index Publication

The Index is calculated and published by FTSE("FTSE").

The FTSE EPRA/NAREIT Developed Europe strategy index is calculated on a daily basis using:

- the official closing prices of the stock exchanges on which the component securities are traded
- the WM Reuters closing (16:00 GMT) exchange rates

FTSE EPRA/NAREIT Developed Europe Index value is available via Bloomberg. At the date of the prospectus, the ticker is: NEPRA

The performance tracked is the closing price of the FTSE EPRA/NAREIT Developed Europe Index.

FTSE index methodology, composition, revision rules and additional information concerning the Index underlying components are available on [ftse.com](http://ftse.com)

## Management Process

The exposure to the Index will be achieved through an indirect replication by investing into financial derivatives instruments delivering the performance of the Index in exchange for the performance of the assets held by the sub-fund.

The sub-fund does not integrate sustainability risks nor take into account principal adverse impact of investments on sustainability factors in its investment process as its objective is to replicate as closely as possible the performance of a benchmark that does not take into consideration such risks in its methodology.

The Sub-Fund does not integrate a consideration of environmentally sustainable economic activities (as prescribed in the Taxonomy Regulation) in its management process. Therefore, for the purpose of the Taxonomy Regulation, it should be noted that the investments underlying the Sub-Fund do not take into account the EU criteria for environmentally sustainable economic activities.

**German Investment Tax Act** : At least 90% of the sub-fund's net asset value is continuously invested in equities listed on a stock exchange or traded on an organized market. For the sake of clarity investments in Real Estate Investment Trusts (as such term is defined by the German Ministry of Finance) and UCITS or UCIs are not included in this percentage.

### Tracking Error

The tracking error measures the volatility of the difference between the return of the sub-fund and the return of the Index. In normal market conditions, it is anticipated that the sub-fund will track the performance of the Index with a tracking error of up to 1%. The return, used to compute the tracking error of the sub-fund, is determined before taking into account any swing pricing mechanism.

### Techniques and instruments on securities and Derivatives

Derivatives are integral to the sub-fund's investment strategies. The sub-fund will swap the performance of the assets held by the sub-fund for that of the Index through a derivative contract or total return swap. For further information please refer to sections "Techniques and Instruments on Securities Financing Transactions" and "Replication Methods for Index and UCITS ETF sub-funds" of this prospectus.

The maximum and expected proportions of the sub-fund's assets that can be subject to SFT and TRS are disclosed in the table "USE OF SECURITIES FINANCING TRANSACTIONS AND TOTAL RETURN SWAPS."

**Sub-fund base currency** : Euro

### Investment Manager

Amundi Asset Management

## Main Risks

See "Risk Descriptions" for more information.

### Risks of ordinary market conditions

The Fund has high volatility due to its exposure to equity markets

Currency	Management
Derivatives	Market
Equity	Real Estate investment
Index replication	Small and mid-cap stock
Indirect replication	Sustainability
Investment fund	

### Risks of unusual market conditions

Counterparty	Liquidity
Operational	Standard practices

### Risk management method

Commitment

## Planning Your Investment

Designed for Investors who understand the risks of the sub-fund and plan to invest for at least 5 years.

The sub-fund may appeal to investors who:

- are interested in investment growth in the long term
- are looking to replicate the performance of the Index while accepting its associated risks and volatility

**Business day** Any day that is a day when Euronext Paris is fully open.

**Transaction Day** Requests received and accepted by 17:00 CET on a Business day will ordinarily be processed on the NAV of the first business day (including the business day when the relevant requests are received). Transaction settlement will occur within two Business days after the relevant transaction day.

In addition, technical net asset values ("T-NAV") may be calculated and published for any calendar day (excluding Saturdays and Sundays) that is neither a business day nor a transaction day. These T-NAV are merely indicative and will not be the basis for purchasing, switching, redeeming and/or transferring shares.

**NAV publication Day :** Transaction Day +1

**Switching in/out** Permitted

## MAIN SHARE CLASSES AND FEES

Share class	Currency	Min initial Investment*	Fees for share transactions		Annual fees	
			Purchase (max)	Switch (max)	Management (max)	Administration (max)
UCITS ETF - EUR	EUR	USD 1,000,000	3.00%	1.00%	0.20%	0.10%

See section "Notes on sub-fund Costs" in the prospectus. Other share classes may be available. For a current listing of available classes, go to [amundi.lu/amundi-index-solutions](http://amundi.lu/amundi-index-solutions)

\* Those minimums are applied in USD or in the equivalent amount, in the relevant share class currency.

## Index provider disclaimer

THE AMUNDI FTSE EPRA EUROPE REAL ESTATE SUB-FUND IS NOT IN ANY WAY SPONSORED, ENDORSED, SOLD OR PROMOTED BY FTSE INTERNATIONAL LIMITED ("FTSE") OR BY THE LONDON STOCK EXCHANGE PLC (THE "EXCHANGE") OR BY THE FINANCIAL TIMES LIMITED ("FT") (TOGETHER THE "LICENSOR PARTIES") AND NONE OF THE LICENSOR PARTIES MAKE ANY WARRANTY OR REPRESENTATION WHATSOEVER, EXPRESSLY OR IMPLIEDLY, EITHER AS TO THE RESULTS TO BE OBTAINED FROM THE USE OF THE FTSE EPRA/NAREIT Developed Europe INDEX (THE "INDEX") AND/OR THE FIGURE AT WHICH THE SAID INDEX STANDS AT ANY PARTICULAR TIME ON ANY PARTICULAR DAY OR OTHERWISE. THE INDEX IS COMPILED AND CALCULATED BY FTSE. NONE OF THE LICENSOR PARTIES SHALL BE LIABLE (WHETHER IN NEGLIGENCE OR OTHERWISE) TO ANY PERSON FOR ANY ERROR IN THE INDEX AND NONE OF THE LICENSOR PARTIES SHALL BE UNDER ANY OBLIGATION TO ADVISE ANY PERSON OF ANY ERROR THEREIN. "FTSE®", "FT-SE®", "FOOTSIE®", "FTSE4GOOD®" AND "TECHMARK®" ARE TRADE MARKS OF THE EXCHANGE AND THE FT AND ARE USED BY FTSE UNDER LICENCE. "ALL-WORLD®", "ALL-SHARE®" AND "ALL-SMALL®" ARE TRADEMARKS OF FTSE.

## Objective and Investment Policy

### Objective

To track the performance of MIB ESG Index (the "Index"), and to minimize the tracking error between the net asset value of the sub-fund and the performance of the Index.

The sub-fund is a financial product that promotes among other characteristics ESG characteristics pursuant to Article 8 of the Disclosure Regulation, as further described in Annex 1 - ESG Related Disclosures to this Prospectus.

### Index Description

- General description of the Index

The MIB ESG Index is an equity index representing the top 40 companies demonstrating strong Environmental, Social and Governance practices amongst the 60 most liquid Italian companies listed on Euronext Milan MTA and MIV markets.

The Index is a Net Total Return Index : dividends net of tax paid by the index constituents are included in the Index return.

- Index currency: Euro
- Index Composition

The applicable universe consists of all the companies listed on Euronext Milan MTA and MIV markets, as further described in Annex 1 - ESG Related Disclosures to this Prospectus.

- Index Revision

The Index rebalancing is planned quarterly.

- Index Publication

The Index is calculated and published by Euronext.

The FTSE MIB Index is calculated by FTSE using the official closing prices of stock exchanges where Index component are traded.

MIB ESG Index value is available via Bloomberg. At the date of the prospectus, the ticker is: MIBESGMR

The performance tracked is the closing price of the MIB ESG Index.

Euronext index methodology, composition, revision rules and additional information concerning the Index underlying components are available on [euronext.com](http://euronext.com)

## Management Process

The exposure to the Index will be achieved through a direct replication, mainly by making direct investments in transferable securities and/or other eligible assets representing the Index constituents in a proportion extremely close to their proportion in the index.

The sub-fund integrates sustainability risks and takes into account principal adverse impacts of investments on sustainability factors in its investment process as outlined in more detail in section "Sustainable Investing" of this prospectus and will not hold any securities of companies involved in the production or sale of controversial weapons, or companies in breach of international conventions on Human or Labor Rights, or companies involved in controversial industries: tobacco, thermal coal, nuclear weapons or unconventional oil & gas as defined in "Replication Methods".

**Plan d'Epargne en Actions (PEA) :** Eligible

**German Investment Tax Act :** At least 60% of the sub-fund's net asset value is continuously invested in equities listed on a stock exchange or traded on an organized market. For the sake of clarity investments in Real Estate Investment Trusts (as such term is defined by the German Ministry of Finance) and UCITS or UCIs are not included in this percentage.

### Tracking Error

The tracking error measures the volatility of the difference between the return of the sub-fund and the return of the Index. In normal market conditions, it is anticipated that the sub-fund will track the performance of the Index with a tracking error of up to 1%. The return, used to compute the tracking error of the sub-fund, is determined before taking into account any swing pricing mechanism.

### Techniques and instruments on securities and Derivatives

In order to deal with inflows and outflows and also with some local market specificities (market access and liquidity, local tax); the Investment Manager will be able to combine the direct replication with a replication through derivatives such as amongst other futures. In case of such replication, the sub-fund may hold deposits while keeping full exposure to the Index.

The sub-fund may enter into any efficient portfolio management techniques and instruments relating to transferable securities and money market instruments, such as securities lending and borrowing, reverse purchase agreement and repurchase agreement for the purposes of efficient portfolio management as described and in compliance with sections "Techniques and Instruments on Securities Financing Transactions" and "Replication Methods" of this prospectus. In particular, such techniques and instruments may be used in order to generate additional income.

The maximum and expected proportions of the sub-fund's assets that can be subject to SFT and TRS are disclosed in the table "USE OF SECURITIES FINANCING TRANSACTIONS AND TOTAL RETURN SWAPS".

**Sub-fund base currency :** Euro

### Investment Manager

Amundi Asset Management

## Main Risks

See "Risk Descriptions" for more information.

### Risks of ordinary market conditions

The Fund has high volatility due to its exposure to equity markets

Derivatives	Management
Equity	Market
Index replication	Sustainable Investment
Investment fund	Use of techniques and Instruments

### Risks of unusual market conditions

Counterparty	Liquidity
Operational	Standard practices

**Risk management method** Commitment

## Planning Your Investment

Designed for Investors who understand the risks of the sub-fund and plan to invest for at least 5 years.

The sub-fund may appeal to investors who:

- are interested in investment growth in the long term
- are looking to replicate the performance of the Index while accepting its associated risks and volatility

**Business day** Any day that is a day when Euronext Paris is fully open.

**Transaction Day** Requests received and accepted by 14:00 CET on a Business day will ordinarily be processed on the NAV of the first business day (including the business day when the relevant requests are received) that is also full bank business day in Italian market. Transaction settlement will occur within two Business days after the relevant transaction day.

In addition, technical net asset values ("T-NAV") may be calculated and published for any calendar day (excluding Saturdays and Sundays) that is neither a business day nor a transaction day. These T-NAV are merely indicative and will not be the basis for purchasing, switching, redeeming and/or transferring shares.

**NAV publication Day :** Transaction Day +1

**Switching in/out** Permitted

## MAIN SHARE CLASSES AND FEES

Share class	Currency	Min initial Investment*	Fees for share transactions		Annual fees	
			Purchase (max)	Switch (max)	Management (max)	Administration (max)
UCITS ETF DR - EUR	EUR	USD 1,000,000	3.00%	1.00%	0.08%	0.10%

See section "Notes on sub-fund Costs" in the prospectus. Other share classes may be available. For a current listing of available classes, go to [amundi.lu/amundi-index-solutions](https://amundi.lu/amundi-index-solutions)

\* Those minimums are applied in USD or in the equivalent amount, in the relevant share class currency.

## Index provider disclaimer

Euronext N.V. or its subsidiaries do not sponsor, endorse or have any other involvement in the issue and offering of the product. Euronext N.V. and its subsidiaries disclaim any liability for any inaccuracy in the data on which the Index is based, for any mistakes, errors, or omissions in the calculation and/or dissemination of the Index, or for the manner in which it is applied in connection with the issue and offering thereof.

Euronext N.V. or its subsidiaries owns all intellectual and other property rights to the index, including the name, the composition and the calculation of the index. Information regarding trademarks and intellectual property rights of Euronext is located at <https://www.euronext.com/terms-use>.

## Objective and Investment Policy

### Objective

To track the performance of Solactive Global Infrastructure Low Earnings Volatility Index (the "Index"), and to minimize the tracking error between the net asset value of the sub-fund and the performance of the Index.

### Index Description

- General description of the Index

The Solactive Global Infrastructure Low Earnings Volatility Index is an equity index representative of the listed infrastructure companies worldwide with the most stable earnings growth.

The Index is a Net Total Return Index : dividends net of tax paid by the index constituents are included in the Index return.

- Index currency: Euro
- Index Composition

Inclusion in the Index is based on the following criteria

- Listed equity
  - No trade restrictions for foreigners.
  - Minimum Average Daily Value traded of EUR 5 million over the six months
  - Minimum Float Market Capitalization of EUR 500 million.
  - Classified as an Infrastructure Company according to the FactSet Revere Business and Industry Classification System (RBICS).
- Within the index universe the 100 stocks with the lowest volatility of earnings are selected as the index components.

The Solactive methodology and calculation methods mean that the number of stocks making up the Solactive Global Infrastructure Low Earnings Volatility Index may vary with a maximum of 100 stocks.

Each stock of the Index is weighted in function of the size of its capitalization, adjusted with its free float, with a maximum weight cap of 4% on any individual stock, and a maximum sector exposure of 25%.

- Index Revision

The Index rebalancing is planned semi-annually.

- Index Publication

The Index is calculated and published by Solactive .

Solactive official indices are those calculated by Solactive using:

- the official closing prices of the stock exchanges on which the component securities are traded;
- the WM Reuters closing (16:00 GMT) exchange rates.

Solactive Global Infrastructure Low Earnings Volatility Index value is available via Bloomberg. At the date of the prospectus, the ticker is: SOLGILEV

The performance tracked is the closing price of the Solactive Global Infrastructure Low Earnings Volatility Index.

The performance tracked by the Index is the closing price of the Solactive Global Infrastructure Low Earnings Volatility Index.

Solactive index methodology, composition, revision rules and additional information concerning the Index underlying components are available on [solactive.de](http://solactive.de)

## Management Process

The exposure to the Index will be achieved through an indirect replication by investing into financial derivatives instruments delivering the performance of the Index in exchange for the performance of the assets held by the sub-fund.

The sub-fund does not integrate sustainability risks nor take into account principal adverse impact of investments on sustainability factors in its investment process as its objective is to replicate as closely as possible the performance of a benchmark that does not take into consideration such risks in its methodology.

The Sub-Fund does not integrate a consideration of environmentally sustainable economic activities (as prescribed in the Taxonomy Regulation) in its management process. Therefore, for the purpose of the Taxonomy Regulation, it should be noted that the investments underlying the Sub-Fund do not take into account the EU criteria for environmentally sustainable economic activities.

**German Investment Tax Act :** At least 90% of the sub-fund's net asset value is continuously invested in equities listed on a stock exchange or traded on an organized market. For the sake of clarity investments in Real Estate Investment Trusts (as such term is defined by the German Ministry of Finance) and UCITS or UCIs are not included in this percentage.

### Tracking Error

The tracking error measures the volatility of the difference between the return of the sub-fund and the return of the Index. In normal market conditions, it is anticipated that the sub-fund will track the performance of the Index with a tracking error of up to 1%. The return, used to compute the tracking error of the sub-fund, is determined before taking into account any swing pricing mechanism.

### Techniques and instruments on securities and Derivatives

Derivatives are integral to the sub-fund's investment strategies. The sub-fund will swap the performance of the assets held by the sub-fund for that of the Index through a derivative contract or total return swap. For further information please refer to sections "Techniques and Instruments on Securities Financing Transactions" and "Replication Methods for Index and UCITS ETF sub-funds" of this prospectus.

The maximum and expected proportions of the sub-fund's assets that can be subject to SFT and TRS are disclosed in the table "USE OF SECURITIES FINANCING TRANSACTIONS AND TOTAL RETURN SWAPS".

**Sub-fund base currency :** Euro

### Investment Manager

Amundi Asset Management

## Main Risks

See "Risk Descriptions" for more information.

### Risks of ordinary market conditions

The Fund has high volatility due to its exposure to equity markets

Currency	Investment fund
Derivatives	Management
Equity	Market
Index replication	Sustainability
Indirect replication	

### Risks of unusual market conditions

Counterparty	Liquidity
Operational	Standard practices

**Risk management method** Commitment

## Planning Your Investment

Designed for Investors who understand the risks of the sub-fund and plan to invest for at least 5 years.

The sub-fund may appeal to investors who:

- are interested in investment growth in the long term
- are looking to replicate the performance of the Index while accepting its associated risks and volatility

**Business day** Any day that is a day when Euronext Paris is fully open.

**Transaction Day** Requests received and accepted by 17:00 CET on a Business day will ordinarily be processed on the NAV of the first following day that is a business day. Transaction settlement will occur within two Business days after the relevant transaction day.

In addition, technical net asset values ("T-NAV") may be calculated and published for any calendar day (excluding Saturdays and Sundays) that is neither a business day nor a transaction day. These T-NAV are merely indicative and will not be the basis for purchasing, switching, redeeming and/or transferring shares.

**NAV publication Day :**            **Transaction Day +1**

**Switching in/out**                      Permitted

## MAIN SHARE CLASSES AND FEES

Share class	Currency	Min initial Investment*	Fees for share transactions		Annual fees	
			Purchase (max)	Switch (max)	Management (max)	Administration (max)
UCITS ETF	EUR	USD 1,000,000	3.00%	1.00%	0.45%	0.10%

See section "Notes on sub-fund Costs" in the prospectus. Other share classes may be available. For a current listing of available classes, go to [amundi.lu/amundi-index-solutions](http://amundi.lu/amundi-index-solutions)

\* Those minimums are applied in USD or in the equivalent amount, in the relevant share class currency.

## Index provider disclaimer

THE FINANCIAL INSTRUMENT IS NOT SPONSORED, PROMOTED, SOLD OR SUPPORTED IN ANY OTHER MANNER BY SOLACTIVE AG NOR DOES SOLACTIVE AG OFFER ANY EXPRESS OR IMPLICIT GUARANTEE OR ASSURANCE EITHER WITH REGARD TO THE RESULTS OF USING THE INDEX AND/OR INDEX TRADE MARK OR THE INDEX PRICE AT ANY TIME OR IN ANY OTHER RESPECT. THE INDEX IS CALCULATED AND PUBLISHED BY SOLACTIVE AG. SOLACTIVE AG USES ITS BEST EFFORTS TO ENSURE THAT THE INDEX IS CALCULATED CORRECTLY. IRRESPECTIVE OF ITS OBLIGATIONS TOWARDS THE ISSUER, SOLACTIVE AG HAS NO OBLIGATION TO POINT OUT ERRORS IN THE INDEX TO THIRD PARTIES INCLUDING BUT NOT LIMITED TO INVESTORS AND/OR FINANCIAL INTERMEDIARIES OF THE FINANCIAL INSTRUMENT. NEITHER PUBLICATION OF THE INDEX BY SOLACTIVE AG NOR THE LICENSING OF THE INDEX OR INDEX TRADE MARK FOR THE PURPOSE OF USE IN CONNECTION WITH THE FINANCIAL INSTRUMENT CONSTITUTES A RECOMMENDATION BY SOLACTIVE AG TO INVEST CAPITAL IN SAID FINANCIAL INSTRUMENT NOR DOES IT IN ANY WAY REPRESENT AN ASSURANCE OR OPINION OF SOLACTIVE AG WITH REGARD TO ANY INVESTMENT IN THIS FINANCIAL INSTRUMENT.

## Objective and Investment Policy

### Objective

To track the performance of TOPIX Index (the "Index"), and to minimize the tracking error between the net asset value of the sub-fund and the performance of the Index.

### Index Description

- General description of the Index

TOPIX Index is an equity index representative of leading securities traded in the Japanese market.

The index is a Total Return Index : the dividends paid by the index constituents are included in the Index return.

- Index currency: Japanese Yen

- Index Composition

The TOPIX Index includes all the Japanese equities listed on "Section One" of the Tokyo Stock Exchange and weights the companies by their free float adjusted market capitalisation.

- Index Revision

The Index rebalancing is planned monthly.

- Index Publication

The Index is calculated and published by Topix.

The TOPIX Index is calculated by S&P using the official closing prices of stock exchanges on which the Index components are traded.

TOPIX Index value is available via Bloomberg. At the date of the prospectus, the ticker is: TPXDDVD

The performance tracked is the closing price of the TOPIX Index.

Topix index methodology, composition, revision rules and additional information concerning the Index underlying components are available on [jpx.co.jp](http://jpx.co.jp)

## Management Process

The exposure to the Index will be achieved through an indirect replication by investing into financial derivatives instruments delivering the performance of the Index in exchange for the performance of the assets held by the sub-fund.

The sub-fund does not integrate sustainability risks nor take into account principal adverse impact of investments on sustainability factors in its investment process as its objective is to replicate as closely as possible the performance of a benchmark that does not take into consideration such risks in its methodology.

The Sub-Fund does not integrate a consideration of environmentally sustainable economic activities (as prescribed in the Taxonomy Regulation) in its management process. Therefore, for the purpose of the Taxonomy Regulation, it should be noted that the investments underlying the Sub-Fund do not take into account the EU criteria for environmentally sustainable economic activities.

**German Investment Tax Act** : At least 90% of the sub-fund's net asset value is continuously invested in equities listed on a stock exchange or traded on an organized market. For the sake of clarity investments in Real Estate Investment Trusts (as such term is defined by the German Ministry of Finance) and UCITS or UCIs are not included in this percentage.

### Tracking Error

The tracking error measures the volatility of the difference between the return of the sub-fund and the return of the Index. In normal market conditions, it is anticipated that the sub-fund will track the performance of the Index with a tracking error of up to 1%. The return, used to compute the tracking error of the sub-fund, is determined before taking into account any swing pricing mechanism.

### Techniques and instruments on securities and Derivatives

Derivatives are integral to the sub-fund's investment strategies. The sub-fund will swap the performance of the assets held by the sub-fund for that of the Index through a derivative contract or total return swap. For further information please refer to sections "Techniques and Instruments on Securities Financing Transactions" and "Replication Methods for Index and UCITS ETF sub-funds" of this prospectus.

The maximum and expected proportions of the sub-fund's assets that can be subject to SFT and TRS are disclosed in the table "USE OF SECURITIES FINANCING TRANSACTIONS AND TOTAL RETURN SWAPS."

**Sub-fund base currency** : Euro

### Investment Manager

Amundi Asset Management

## Main Risks

See "Risk Descriptions" for more information.

### Risks of ordinary market conditions

The Fund has high volatility due to its exposure to equity markets

Currency	Indirect replication
Derivatives	Investment fund
Equity	Management
Hedging risk (hedged share class)	Market
Index replication	Sustainability

### Risks of unusual market conditions

Counterparty	Liquidity
Operational	Standard practices

### Risk management method

Commitment



## Planning Your Investment

Designed for Investors who understand the risks of the sub-fund and plan to invest for at least 5 years.

The sub-fund may appeal to investors who:

- are interested in investment growth in the long term
- are looking to replicate the performance of the Index while accepting its associated risks and volatility

**Business day** Any day that is a day when Euronext Paris is fully open.

**Transaction Day** Requests received and accepted by 17:00 CET on a Business day will ordinarily be processed on the NAV of the first following day that is a business day. Transaction settlement will occur within two Business days after the relevant transaction day.

In addition, technical net asset values ("T-NAV") may be calculated and published for any calendar day (excluding Saturdays and Sundays) that is neither a business day nor a transaction day. These T-NAV are merely indicative and will not be the basis for purchasing, switching, redeeming and/or transferring shares.

**NAV publication Day :** Transaction Day +1

**Switching in/out** Permitted

## MAIN SHARE CLASSES AND FEES

Share class	Currency	Min initial Investment*	Fees for share transactions		Annual fees	
			Purchase (max)	Switch (max)	Management (max)	Administration (max)
UCITS ETF - DAILY HEDGED CHF	CHF	USD 1,000,000	3.00%	1.00%	0.38%	0.10%
UCITS ETF - DAILY HEDGED EUR	EUR	USD 1,000,000	3.00%	1.00%	0.38%	0.10%
UCITS ETF - DAILY HEDGED GBP	GBP	USD 1,000,000	3.00%	1.00%	0.38%	0.10%
UCITS ETF - DAILY HEDGED USD	USD	USD 1,000,000	3.00%	1.00%	0.38%	0.10%
UCITS ETF - EUR	EUR	USD 1,000,000	3.00%	1.00%	0.10%	0.10%
UCITS ETF - JPY	JPY	USD 1,000,000	3.00%	1.00%	0.10%	0.10%

See section "Notes on sub-fund Costs" in the prospectus. Other share classes may be available. For a current listing of available classes, go to [amundi.lu/amundi-index-solutions](http://amundi.lu/amundi-index-solutions)

\* Those minimums are applied in USD or in the equivalent amount, in the relevant share class currency.

## Index provider disclaimer

THE FUND(S) IS (/ARE) NOT SPONSORED, APPROVED, DISTRIBUTED OR PROMOTED BY THE TOKYO STOCK EXCHANGE, INC (INDEX PROVIDERS). The index provider(s) make(s) no declaration as to the suitability of an investment. A full description of the indices is available from Tokyo Stock Exchange, Inc (/the providers).

## Objective and Investment Policy

### Objective

To track the performance of JPX-Nikkei 400 Index (the "Index"), and to minimize the tracking error between the net asset value of the sub-fund and the performance of the Index.

### Index Description

- General description of the Index

JPX-Nikkei 400 Index is an equity index representative of the Japanese equities universe listed on the first two sections of the Tokyo Stock Exchange as well as on the "Mother" and JASDAQ markets.

The Index is a Net Total Return Index : dividends net of tax paid by the index constituents are included in the Index return.

- Index currency: Japanese Yen

- Index Composition

The JPX-Nikkei 400 Index includes securities that are rated based on quantitative criteria (return on shareholders' equity over the past three years for 40%, operating profit over the past three years for 40%, market capitalisation for 20%) and on qualitative criteria related to corporate governance (independent Directors on Boards of Directors, adoption of IFRS accounting standards, publication of information in English). Qualitative and quantitative criteria have the same weighting.

The 400 securities with the highest overall ratings are included in the Index.

Each stock of the Index is weighted according to the free float-adjusted market capitalization.

- Index Revision

The Index rebalancing is planned annually.

- Index Publication

The Index is calculated and published by Nikkei.

The JPX-Nikkei 400 Index is calculated by JPX-Group and Nikkei using the official closing prices of stock exchanges where the Index components are traded.

JPX-Nikkei 400 Index value is available via Bloomberg. At the date of the prospectus, the ticker is: JPNKNTR

The performance tracked is the closing price of the JPX-Nikkei 400 Index.

Nikkei index methodology, composition, revision rules and additional information concerning the Index underlying components are available on [jpx.co.jp](http://jpx.co.jp)

## Management Process

The exposure to the Index will be achieved through an indirect replication by investing into financial derivatives instruments delivering the performance of the Index in exchange for the performance of the assets held by the sub-fund.

The sub-fund does not integrate sustainability risks nor take into account principal adverse impact of investments on sustainability factors in its investment process as its objective is to replicate as closely as possible the performance of a benchmark that does not take into consideration such risks in its methodology.

The Sub-Fund does not integrate a consideration of environmentally sustainable economic activities (as prescribed in the Taxonomy Regulation) in its management process. Therefore, for the purpose of the Taxonomy Regulation, it should be noted that the investments underlying the Sub-Fund do not take into account the EU criteria for environmentally sustainable economic activities.

**German Investment Tax Act** : At least 90% of the sub-fund's net asset value is continuously invested in equities listed on a stock exchange or traded on an organized market. For the sake of clarity investments in Real Estate Investment Trusts (as such term is defined by the German Ministry of Finance) and UCITS or UCIs are not included in this percentage.

### Tracking Error

The tracking error measures the volatility of the difference between the return of the sub-fund and the return of the Index. In normal market conditions, it is anticipated that the sub-fund will track the performance of the Index with a tracking error of up to 1%. The return, used to compute the tracking error of the sub-fund, is determined before taking into account any swing pricing mechanism.

### Techniques and instruments on securities and Derivatives

Derivatives are integral to the sub-fund's investment strategies. The sub-fund will swap the performance of the assets held by the sub-fund for that of the Index through a derivative contract or total return swap. For further information please refer to sections "Techniques and Instruments on Securities Financing Transactions" and "Replication Methods for Index and UCITS ETF sub-funds" of this prospectus.

The maximum and expected proportions of the sub-fund's assets that can be subject to SFT and TRS are disclosed in the table "USE OF SECURITIES FINANCING TRANSACTIONS AND TOTAL RETURN SWAPS".

**Sub-fund base currency** : Euro

### Investment Manager

Amundi Asset Management

## Main Risks

See "Risk Descriptions" for more information.

### Risks of ordinary market conditions

The Fund has high volatility due to its exposure to equity markets

Currency	Indirect replication
Derivatives	Investment fund
Equity	Management
Hedging risk (hedged share class)	Market
Index replication	Sustainability

### Risks of unusual market conditions

Counterparty	Liquidity
Operational	Standard practices

### Risk management method

Commitment

## Planning Your Investment

Designed for Investors who understand the risks of the sub-fund and plan to invest for at least 5 years.

The sub-fund may appeal to investors who:

- are interested in investment growth in the long term
- are looking to replicate the performance of the Index while accepting its associated risks and volatility

**Business day** Any day that is a day when Euronext Paris is fully open.

**Transaction Day** Requests received and accepted by 17:00 CET on a Business day will ordinarily be processed on the NAV of the first following day that is a business day. Transaction settlement will occur within two Business days after the relevant transaction day.

In addition, technical net asset values ("T-NAV") may be calculated and published for any calendar day (excluding Saturdays and Sundays) that is neither a business day nor a transaction day. These T-NAV are merely indicative and will not be the basis for purchasing, switching, redeeming and/or transferring shares.

**NAV publication Day :** Transaction Day +1

**Switching in/out** Permitted

## MAIN SHARE CLASSES AND FEES

Share class	Currency	Min initial Investment*	Fees for share transactions		Annual fees	
			Purchase (max)	Switch (max)	Management (max)	Administration (max)
UCITS ETF - DAILY HEDGED CHF	CHF	USD 1,000,000	3.00%	1.00%	0.08%	0.10%
UCITS ETF - DAILY HEDGED EUR	EUR	USD 1,000,000	3.00%	1.00%	0.08%	0.10%
UCITS ETF - DAILY HEDGED GBP	GBP	USD 1,000,000	3.00%	1.00%	0.08%	0.10%
UCITS ETF - DAILY HEDGED USD	USD	USD 1,000,000	3.00%	1.00%	0.08%	0.10%
UCITS ETF - EUR	EUR	USD 1,000,000	3.00%	1.00%	0.08%	0.10%
UCITS ETF - JPY	JPY	USD 1,000,000	3.00%	1.00%	0.08%	0.10%

See section "Notes on sub-fund Costs" in the prospectus. Other share classes may be available. For a current listing of available classes, go to [amundi.lu/amundi-index-solutions](http://amundi.lu/amundi-index-solutions)

\* Those minimums are applied in USD or in the equivalent amount, in the relevant share class currency.

## Index provider disclaimer

The "Index" and "JPX-Nikkei Index 400 Total Return Index" (or "JPX-Nikkei Index 400 Net Total Return Index") (hereinafter collectively referred to as the "Index") are copyrighted materials calculated using a methodology independently developed and created by Japan Exchange Group, Inc. and Tokyo Stock Exchange, Inc. (hereinafter collectively referred to as the "JPX Group") and Nikkei Inc. (hereinafter referred to as "Nikkei"), and the JPX Group and Nikkei jointly own the copyrights and other intellectual property rights subsisting in the "Index" itself and the methodology used to calculate the "Index";

The ownership of trademarks and of any other intellectual property rights with respect to marks representing "Index" belongs to JPX Group and Nikkei.

JPX Group and Nikkei do not sponsor, support, sell or market AMUNDI JPX-NIKKEI 400. JPX Group and Nikkei have - besides granting the license to the Amundi Asset Management to use certain trademarks and to use "Index" for AMUNDI JPX-NIKKEI 400 - no connection with AMUNDI JPX-NIKKEI 400. The license agreement between the Amundi Asset Management and both JPX Group and Nikkei does not provide any rights to any third parties.

AMUNDI JPX-NIKKEI 400 is managed exclusively at the risk of the Amundi Asset Management and both, JPX Group and Nikkei, shall assume no obligation or responsibility for its management and the transactions of AMUNDI JPX-NIKKEI 400. JPX Group and Nikkei are not responsible for the accuracy and the calculation of AMUNDI ETF

JPX Group and Nikkei have no obligation to publish "Index" continuously and shall not be liable for any errors, postponements, interruptions, suspensions and cessations of the publication of "JPX-Nikkei Index 400."

JPX Group and Nikkei shall have the right to make any changes in the future in "Index" regarding the selection of constituent shares and the calculation methods. JPX Group and Nikkei shall have the right to suspend or cease the publication of "Index" without owing any liability to the Amundi Asset Management or any other third party.

## Objective and Investment Policy

### Objective

To track the performance of MSCI Brazil Index (the "Index"), and to minimize the tracking error between the net asset value of the sub-fund and the performance of the Index.

### Index Description

- General description of the Index

MSCI Brazil Index is an equity index representative of the leading securities traded in the Brazilian market.

The Index is a Net Total Return Index : the dividends net of tax paid by the index constituents are included in the Index return.

- Index currency: US Dollar
- Index Composition

Each stock of the Index is weighted in function of the size of its capitalization, adjusted with its free float.

- Index Revision

The Index rebalancing is planned quarterly.

- Index Publication

The Index is calculated and published by MSCI ("MSCI").

MSCI official indices are those calculated by MSCI using:

- the official closing prices of the stock exchanges on which the component securities are traded;
- the WM Reuters closing (16:00 GMT) exchange rates.

MSCI Brazil Index value is available via Bloomberg. At the date of the prospectus, the ticker is: NDUEBRA

The performance tracked is the closing price of the MSCI Brazil Index.

MSCI index methodology, composition, revision rules and additional information concerning the Index underlying components are available on [msci.com](http://msci.com)

## Management Process

The exposure to the Index will be achieved through an indirect replication by investing into financial derivatives instruments delivering the performance of the Index in exchange for the performance of the assets held by the sub-fund.

The sub-fund does not integrate sustainability risks nor take into account principal adverse impact of investments on sustainability factors in its investment process as its objective is to replicate as closely as possible the performance of a benchmark that does not take into consideration such risks in its methodology.

The Sub-Fund does not integrate a consideration of environmentally sustainable economic activities (as prescribed in the Taxonomy Regulation) in its management process. Therefore, for the purpose of the Taxonomy Regulation, it should be noted that the investments underlying the Sub-Fund do not take into account the EU criteria for environmentally sustainable economic activities.

**German Investment Tax Act** : At least 90% of the sub-fund's net asset value is continuously invested in equities listed on a stock exchange or traded on an organized market. For the sake of clarity investments in Real Estate Investment Trusts (as such term is defined by the German Ministry of Finance) and UCITS or UCIs are not included in this percentage.

### Tracking Error

The tracking error measures the volatility of the difference between the return of the sub-fund and the return of the Index. In normal market conditions, it is anticipated that the sub-fund will track the performance of the Index with a tracking error of up to 1%. The return, used to compute the tracking error of the sub-fund, is determined before taking into account any swing pricing mechanism.

### Techniques and instruments on securities and Derivatives

Derivatives are integral to the sub-fund's investment strategies. The sub-fund will swap the performance of the assets held by the sub-fund for that of the Index through a derivative contract or total return swap. For further information please refer to sections "Techniques and Instruments on Securities Financing Transactions" and "Replication Methods for Index and UCITS ETF sub-funds" of this prospectus.

The maximum and expected proportions of the sub-fund's assets that can be subject to SFT and TRS are disclosed in the table "USE OF SECURITIES FINANCING TRANSACTIONS AND TOTAL RETURN SWAPS".

**Sub-fund base currency** : US Dollar

### Investment Manager

Amundi Asset Management

## Main Risks

See "Risk Descriptions" for more information.

### Risks of ordinary market conditions

The Fund has high volatility due to its exposure to equity markets

Currency	Indirect replication
Derivatives	Investment fund
Emerging Market	Management
Equity	Market
Index replication	Sustainability

### Risks of unusual market conditions

Counterparty	Liquidity
Operational	Standard practices

**Risk management method** Commitment

## Planning Your Investment

Designed for Investors who understand the risks of the sub-fund and plan to invest for at least 5 years.

The sub-fund may appeal to investors who:

- are interested in investment growth in the long term
- are looking to replicate the performance of the Index while accepting its associated risks and volatility

**Business day** Any day that is a day when Euronext Paris is fully open.

**Transaction Day** Requests received and accepted by 17:00 CET on a Business day will ordinarily be processed on the NAV of the first business day (including the business day when the relevant requests are received). Transaction settlement will occur within two Business days after the relevant transaction day.

In addition, technical net asset values ("T-NAV") may be calculated and published for any calendar day (excluding Saturdays and Sundays) that is neither a business day nor a transaction day. These T-NAV are merely indicative and will not be the basis for purchasing, switching, redeeming and/or transferring shares.

**NAV publication Day :** Transaction Day +1

**Switching in/out** Permitted

## MAIN SHARE CLASSES AND FEES

Share class	Currency	Min initial Investment*	Fees for share transactions		Annual fees	
			Purchase (max)	Switch (max)	Management (max)	Administration (max)
UCITS ETF	USD	USD 1,000,000	3.00%	1.00%	0.45%	0.10%

See section "Notes on sub-fund Costs" in the prospectus. Other share classes may be available. For a current listing of available classes, go to [amundi.lu/amundi-index-solutions](http://amundi.lu/amundi-index-solutions)

\* Those minimums are applied in USD or in the equivalent amount, in the relevant share class currency.

## Index provider disclaimer

AMUNDI MSCI BRAZIL (THE "SUB-FUND") IS NOT SPONSORED, ENDORSED, SOLD OR PROMOTED BY MSCI INC. ("MSCI"), ANY OF ITS AFFILIATES, ANY OF ITS INFORMATION PROVIDERS OR ANY THIRD PARTY INVOLVED IN, OR RELATED TO, COMPILING OR CREATING ANY MSCI INDEX (COLLECTIVELY, THE "MSCI PARTIES"). THE MSCI INDICES ARE THE EXCLUSIVE PROPERTY OF MSCI AND ARE SERVICE MARKS OF MSCI OR ITS AFFILIATES. THE MSCI INDICES HAVE BEEN LICENSED FOR USE FOR CERTAIN PURPOSES BY AMUNDI. NONE OF THE MSCI PARTIES MAKES ANY REPRESENTATION OR WARRANTY, EXPRESS OR IMPLIED, TO THE ISSUER OR OWNERS OF THIS SUB-FUND OR ANY OTHER PERSON OR ENTITY REGARDING THE ADVISABILITY OF INVESTING IN SUB-FUNDS GENERALLY OR IN THIS PARTICULAR SUB-FUND OR THE ABILITY OF ANY MSCI INDEX TO TRACK CORRESPONDING STOCK MARKET PERFORMANCE. MSCI OR ITS AFFILIATES ARE THE LICENSORS OF CERTAIN TRADEMARKS, SERVICE MARKS AND TRADE NAMES AND OF THE MSCI INDICES WHICH ARE DETERMINED, COMPOSED AND CALCULATED BY MSCI WITHOUT REGARD TO AMUNDI OR THIS SUB-FUND OR THIS SUB-FUND'S UNITHOLDERS OR ANY OTHER PERSON OR ENTITY.

NONE OF THE MSCI PARTIES HAS ANY OBLIGATION TO TAKE THE NEEDS OF THE AMUNDI, THIS SUB-FUND'S UNITHOLDERS OR ANY OTHER PERSON OR ENTITY INTO CONSIDERATION IN DETERMINING, COMPOSING OR CALCULATING THE MSCI INDICES. NONE OF THE MSCI PARTIES IS RESPONSIBLE FOR OR HAS PARTICIPATED IN DETERMINATION OF THE TIMING OF, PRICES AT, OR QUANTITIES OF THIS SUB-FUND TO BE ISSUED OR IN THE DETERMINATION OR CALCULATION OF THE EQUATION BY OR THE CONSIDERATION INTO WHICH THIS SUB-FUND IS REDEEMABLE. FURTHERMORE, NONE OF THE MSCI PARTIES HAS ANY OBLIGATION OR LIABILITY TO THE ISSUER OR OWNERS OF THIS SUB-FUND OR ANY OTHER PERSON OR ENTITY IN CONNECTION WITH THE ADMINISTRATION, MARKETING OR OFFERING OF THIS SUB-FUND.

ALTHOUGH MSCI SHALL OBTAIN INFORMATION FOR INCLUSION IN OR FOR USE IN THE CALCULATION OF THE MSCI INDICES FROM SOURCES THAT MSCI CONSIDERS RELIABLE, NONE OF THE MSCI PARTIES WARRANTS OR GUARANTEES THE ORIGINALITY, ACCURACY AND/OR THE COMPLETENESS OF ANY MSCI INDEX OR ANY DATA INCLUDED THEREIN. NONE OF THE MSCI PARTIES MAKES ANY WARRANTY, EXPRESS OR IMPLIED, AS TO RESULTS TO BE OBTAINED BY THE ISSUER OF THE SUB-FUND, OWNERS OF THE SUB-FUND, OR ANY OTHER PERSON OR ENTITY, FROM THE USE OF ANY MSCI INDEX OR ANY DATA INCLUDED THEREIN. NONE OF THE MSCI PARTIES SHALL HAVE ANY LIABILITY FOR ANY ERRORS, OMISSIONS OR INTERRUPTIONS OF OR IN CONNECTION WITH ANY MSCI INDEX OR ANY DATA INCLUDED THEREIN. FURTHERMORE, NONE OF THE MSCI PARTIES MAKES ANY EXPRESS OR IMPLIED WARRANTIES OF ANY KIND, AND THE MSCI PARTIES HEREBY EXPRESSLY DISCLAIM ALL WARRANTIES OF MERCHANTABILITY AND FITNESS FOR A PARTICULAR PURPOSE, WITH RESPECT TO EACH MSCI INDEX AND ANY DATA INCLUDED THEREIN. WITHOUT LIMITING ANY OF THE FOREGOING, IN NO EVENT SHALL ANY OF THE MSCI PARTIES HAVE ANY LIABILITY FOR ANY DIRECT, INDIRECT, SPECIAL, PUNITIVE, CONSEQUENTIAL OR ANY OTHER DAMAGES (INCLUDING LOST PROFITS) EVEN IF NOTIFIED OF THE POSSIBILITY OF SUCH DAMAGES.

# AMUNDI MSCI CHINA TECH ESG SCREENED

## Objective and Investment Policy

### Objective

To track the performance of MSCI China Tech IMI All Share Stock Connect ESG Filtered Index (the "Index"), and to minimize the tracking error between the net asset value of the sub-fund and the performance of the Index.

The sub-fund is a financial product that promotes among other characteristics ESG characteristics pursuant to Article 8 of the Disclosure Regulation, as further described in Annex 1 - ESG Related Disclosures to this Prospectus.

### Index Description

- General description of the Index

MSCI China Tech IMI All Share Stock Connect ESG Filtered Index (the "Index") aims to represent the performance of companies that are associated with the development of new products and services from technology innovations leading to breakthroughs in areas such as internet and digitization, mobility, autonomous technology, industrial automation and digital healthcare, while excluding those involved in certain controversial business activities or with relatively low MSCI ESG Controversies scores or MSCI ESG Ratings.

The Index is a Net Total Return Index : dividends net of tax paid by the index constituents are included in the Index return.

- Index currency: US Dollar
- Index Composition

The Eligible Universe of the Index is constructed by selecting all securities from MSCI China Investable Market Index (IMI) (the Parent Index) that have a Relevance Score\* of 25% or more. To determine the Eligible Universe, further filtering is applied as further described in Annex 1 - ESG Related Disclosures to this Prospectus.

- Index Revision

The Index rebalancing is planned semi-annually.

- Index Publication

The Index is calculated and published by MSCI("MSCI").

MSCI official indices are calculated using:

- the official closing prices of the stock exchanges on which the component securities are traded;
- the WM Reuters closing (16:00 GMT) exchange rates.

MSCI China Tech IMI All Share Stock Connect ESG Filtered Index value is available via Bloomberg. At the date of the prospectus, the ticker is: MXCTIAEF

The performance tracked is the closing price of the MSCI China Tech IMI All Share Stock Connect ESG Filtered Index.

MSCI index methodology, composition, revision rules and additional information concerning the Index underlying components are available on [msci.com](http://msci.com)

## Management Process

The exposure to the Index will be achieved through a direct replication, mainly by making direct investments in transferable securities and/or other eligible assets representing the Index constituents in a proportion extremely close to their proportion in the index.

The sub-fund integrates sustainability risks and takes into account principal adverse impacts of investments on sustainability factors in its investment process as outlined in more detail in section "Sustainable Investing" of this prospectus and will not hold any securities of companies involved in the production or sale of controversial weapons, or companies in breach of international conventions on Human or Labor Rights, or companies involved in controversial industries: tobacco, thermal coal, nuclear weapons or unconventional oil & gas as defined in "Replication Methods".

**German Investment Tax Act** : At least 60% of the sub-fund's net asset value is continuously invested in equities listed on a stock exchange or traded on an organized market. For the sake of clarity investments in Real Estate Investment Trusts (as such term is defined by the German Ministry of Finance) and UCITS or UCIs are not included in this percentage.

### Tracking Error

The tracking error measures the volatility of the difference between the return of the sub-fund and the return of the Index. In normal market conditions, it is anticipated that the sub-fund will track the performance of the Index with a tracking error of up to 1%. The return, used to compute the tracking error of the sub-fund, is determined before taking into account any swing pricing mechanism.

### Techniques and instruments on securities and Derivatives

In order to deal with inflows and outflows and also with some local market specificities (market access and liquidity, local tax); the Investment Manager will be able to combine the direct replication with a replication through derivatives such as amongst other futures. In case of such replication, the sub-fund may hold deposits while keeping full exposure to the Index.

The sub-fund may enter into any efficient portfolio management techniques and instruments relating to transferable securities and money market instruments, such as securities lending and borrowing, reverse purchase agreement and repurchase agreement for the purposes of efficient portfolio management as described and in compliance with sections "Techniques and Instruments on Securities Financing Transactions" and "Replication Methods" of this prospectus. In particular, such techniques and instruments may be used in order to generate additional income.

The maximum and expected proportions of the sub-fund's assets that can be subject to SFT and TRS are disclosed in the table "USE OF SECURITIES FINANCING TRANSACTIONS AND TOTAL RETURN SWAPS".

**Sub-fund base currency** : Euro

### Investment Manager

Amundi Japan Ltd

## Main Risks

See "Risk Descriptions" for more information.

### Risks of ordinary market conditions

The Fund has high volatility due to its exposure to equity markets

Currency	Management
Derivatives	Market
Emerging Market	Small and mid-cap stock
Equity	Volatility
Index replication	Sustainable Investment
Investment fund	Use of techniques and Instruments
Country risk - China	

### Risks of unusual market conditions

Counterparty	Liquidity
Operational	Standard practices

### Risk management method

Commitment

## Planning Your Investment

Designed for Investors who understand the risks of the sub-fund and plan to invest for at least 5 years.

The sub-fund may appeal to investors who:

- are interested in investment growth in the long term
- are looking to replicate the performance of the Index while accepting its associated risks and volatility

**Business day** Any day that is a day when Euronext Paris is fully open.

**Transaction Day** Requests received and accepted by 14:00 CET on a Business day will ordinarily be processed on the NAV of the first following day that is a business day and also a full bank business day in Hong-Kong market and China market. Transaction settlement will occur within two Business days after the relevant transaction day.

In addition, technical net asset values ("T-NAV") may be calculated and published for any calendar day (excluding Saturdays and Sundays) that is neither a business day nor a transaction day. These T-NAV are merely indicative and will not be the basis for purchasing, switching, redeeming and/or transferring shares.

**NAV publication Day :**      **Transaction Day +1**

**Switching in/out**                      Permitted

## MAIN SHARE CLASSES AND FEES

			Fees for share transactions		Annual fees	
Share class	Currency	Min initial Investment*	Purchase (max)	Switch (max)	Management (max)	Administration (max)
UCITS ETF - EUR	EUR	USD 1,000,000	3.00%	1.00%	0.45%	0.10%
UCITS ETF - USD	USD	USD 1,000,000	3.00%	1.00%	0.45%	0.10%

See section "Notes on sub-fund Costs" in the prospectus. Other share classes may be available. For a current listing of available classes, go to [amundi.lu/amundi-index-solutions](http://amundi.lu/amundi-index-solutions)

\* Those minimums are applied in USD or in the equivalent amount, in the relevant share class currency.

## Index provider disclaimer

AMUNDI MSCI CHINA TECH ESG SCREENED (THE "SUB-FUND") IS NOT SPONSORED, ENDORSED, SOLD OR PROMOTED BY MSCI INC. ("MSCI"), ANY OF ITS AFFILIATES, ANY OF ITS INFORMATION PROVIDERS OR ANY THIRD PARTY INVOLVED IN, OR RELATED TO, COMPILING OR CREATING ANY MSCI INDEX (COLLECTIVELY, THE "MSCI PARTIES"). THE MSCI INDICES ARE THE EXCLUSIVE PROPERTY OF MSCI AND ARE SERVICE MARKS OF MSCI OR ITS AFFILIATES. THE MSCI INDICES HAVE BEEN LICENSED FOR USE FOR CERTAIN PURPOSES BY AMUNDI. NONE OF THE MSCI PARTIES MAKES ANY REPRESENTATION OR WARRANTY, EXPRESS OR IMPLIED, TO THE ISSUER OR OWNERS OF THIS SUB-FUND OR ANY OTHER PERSON OR ENTITY REGARDING THE ADVISABILITY OF INVESTING IN SUB-FUNDS GENERALLY OR IN THIS PARTICULAR SUB-FUND OR THE ABILITY OF ANY MSCI INDEX TO TRACK CORRESPONDING STOCK MARKET PERFORMANCE. MSCI OR ITS AFFILIATES ARE THE LICENSORS OF CERTAIN TRADEMARKS, SERVICE MARKS AND TRADE NAMES AND OF THE MSCI INDICES WHICH ARE DETERMINED, COMPOSED AND CALCULATED BY MSCI WITHOUT REGARD TO AMUNDI OR THIS SUB-FUND OR THIS SUB-FUND'S UNITHOLDERS OR ANY OTHER PERSON OR ENTITY.

NONE OF THE MSCI PARTIES HAS ANY OBLIGATION TO TAKE THE NEEDS OF THE AMUNDI, THIS SUB-FUND'S UNITHOLDERS OR ANY OTHER PERSON OR ENTITY INTO CONSIDERATION IN DETERMINING, COMPOSING OR CALCULATING THE MSCI INDICES. NONE OF THE MSCI PARTIES IS RESPONSIBLE FOR OR HAS PARTICIPATED IN DETERMINATION OF THE TIMING OF, PRICES AT, OR QUANTITIES OF THIS SUB-FUND TO BE ISSUED OR IN THE DETERMINATION OR CALCULATION OF THE EQUATION BY OR THE CONSIDERATION INTO WHICH THIS SUB-FUND IS REDEEMABLE. FURTHERMORE, NONE OF THE MSCI PARTIES HAS ANY OBLIGATION OR LIABILITY TO THE ISSUER OR OWNERS OF THIS SUB-FUND OR ANY OTHER PERSON OR ENTITY IN CONNECTION WITH THE ADMINISTRATION, MARKETING OR OFFERING OF THIS SUB-FUND.

ALTHOUGH MSCI SHALL OBTAIN INFORMATION FOR INCLUSION IN OR FOR USE IN THE CALCULATION OF THE MSCI INDICES FROM SOURCES THAT MSCI CONSIDERS RELIABLE, NONE OF THE MSCI PARTIES WARRANTS OR GUARANTEES THE ORIGINALITY, ACCURACY AND/OR THE COMPLETENESS OF ANY MSCI INDEX OR ANY DATA INCLUDED THEREIN. NONE OF THE MSCI PARTIES MAKES ANY WARRANTY, EXPRESS OR IMPLIED, AS TO RESULTS TO BE OBTAINED BY THE ISSUER OF THE SUB-FUND, OWNERS OF THE SUB-FUND, OR ANY OTHER PERSON OR ENTITY, FROM THE USE OF ANY MSCI INDEX OR ANY DATA INCLUDED THEREIN. NONE OF THE MSCI PARTIES SHALL HAVE ANY LIABILITY FOR ANY ERRORS, OMISSIONS OR INTERRUPTIONS OF OR IN CONNECTION WITH ANY MSCI INDEX OR ANY DATA INCLUDED THEREIN. FURTHERMORE, NONE OF THE MSCI PARTIES MAKES ANY EXPRESS OR IMPLIED WARRANTIES OF ANY KIND, AND THE MSCI PARTIES HEREBY EXPRESSLY DISCLAIM ALL WARRANTIES OF MERCHANTABILITY AND FITNESS FOR A PARTICULAR PURPOSE, WITH RESPECT TO EACH MSCI INDEX AND ANY DATA INCLUDED THEREIN. WITHOUT LIMITING ANY OF THE FOREGOING, IN NO EVENT SHALL ANY OF THE MSCI PARTIES HAVE ANY LIABILITY FOR ANY DIRECT, INDIRECT, SPECIAL, PUNITIVE, CONSEQUENTIAL OR ANY OTHER DAMAGES (INCLUDING LOST PROFITS) EVEN IF NOTIFIED OF THE POSSIBILITY OF SUCH DAMAGES.

# AMUNDI MSCI CHINA A II

## Objective and Investment Policy

### Objective

To track the performance of MSCI China A Index (the "Index"), and to minimize the tracking error between the net asset value of the sub-fund and the performance of the Index.

### Index Description

- General description of the Index

The Benchmark Index is a free float-adjusted capitalisation-weighted index that is representative of exposure to the performance mid-cap and large-cap A shares. A shares are the shares of companies that are incorporated in the People's Republic of China, excluding Hong Kong and Macau (the PRC) and which are traded on the Shanghai and Shenzhen stock exchanges and quoted in Chinese yuan (CNY). The Benchmark Index is representative of A shares that are traded on Shanghai Hong-Kong Stock Connect or Shenzhen Hong-Kong Stock Connect exchanges (the "Stock Connect Programmes") and which are components of the MSCI China All Shares Index.

The Index is a Net Total Return Index : dividends net of tax paid by the index constituents are included in the Index return.

- Index currency: US Dollar
- Index Composition

The Benchmark Index is comprised of A shares that are also components of the MSCI China All Shares Index. The MSCI China All Shares Index is representative of mid-cap and large-cap companies within the universe of companies incorporated in China, or outside of China but which MSCI considers to be Chinese. This universe includes shares listed on the Hong Kong, Shanghai and Shenzhen exchanges or on exchanges outside of China. The Benchmark Index is a free float-adjusted capitalisation-weighted index, which means that the weight of each of its components is proportional to its free-float market capitalisation.

- Index Revision

The Index rebalancing is planned quarterly.

- Index Publication

The Index is calculated and published by MSCI ("MSCI").

MSCI official indices are calculated using:

- the official closing prices of the stock exchanges on which the component securities are traded;
- the WM Reuters closing (16:00 GMT) exchange rates.

MSCI China A Index value is available via Bloomberg. At the date of the prospectus, the ticker is: NU718708

The performance tracked is the closing price of the MSCI China A Index.

MSCI index methodology, composition, revision rules and additional information concerning the Index underlying components are available on [msci.com](http://msci.com)

## Management Process

The exposure to the Index will be achieved through an indirect replication by investing into financial derivatives instruments delivering the performance of the Index in exchange for the performance of the assets held by the sub-fund.

The sub-fund does not integrate sustainability risks nor take into account principal adverse impact of investments on sustainability factors in its investment process as its objective is to replicate as closely as possible the performance of a benchmark that does not take into consideration such risks in its methodology.

The Sub-Fund does not integrate a consideration of environmentally sustainable economic activities (as prescribed in the Taxonomy Regulation) in its management process. Therefore, for the purpose of the Taxonomy Regulation, it should be noted that the investments underlying the Sub-Fund do not take into account the EU criteria for environmentally sustainable economic activities.

**German Investment Tax Act :** At least 90% of the sub-fund's net asset value is continuously invested in equities listed on a stock exchange or traded on an organized market. For the sake of clarity investments in Real Estate Investment Trusts (as such term is defined by the German Ministry of Finance) and UCITS or UCIs are not included in this percentage.

### Tracking Error

The tracking error measures the volatility of the difference between the return of the sub-fund and the return of the Index. In normal market conditions, it is anticipated that the sub-fund will track the performance of the Index with a tracking error of up to 1%. The return, used to compute the tracking error of the sub-fund, is determined before taking into account any swing pricing mechanism.

### Techniques and instruments on securities and Derivatives

Derivatives are integral to the sub-fund's investment strategies. The sub-fund will swap the performance of the assets held by the sub-fund for that of the Index through a derivative contract or total return swap. For further information please refer to sections "Techniques and Instruments on Securities Financing Transactions" and "Replication Methods for Index and UCITS ETF sub-funds" of this prospectus.

The maximum and expected proportions of the sub-fund's assets that can be subject to SFT and TRS are disclosed in the table "USE OF SECURITIES FINANCING TRANSACTIONS AND TOTAL RETURN SWAPS".

**Sub-fund base currency :** US Dollar

### Investment Manager

Amundi Asset Management

## Main Risks

See "*Risk Descriptions*" for more information.

### Risks of ordinary market conditions

The Fund has high volatility due to its exposure to equity markets

Currency	Investment fund
Derivatives	Management
Emerging Market	Market
Equity	Volatility
Index replication	Sustainability

Indirect replication  
Country risk - China  
Listing market liquidity (ETF share class)

### Risks of unusual market conditions

Counterparty	Liquidity
Operational	Standard practices
Default	

**Risk management method** Commitment



## Planning Your Investment

Designed for Investors who understand the risks of the sub-fund and plan to invest for at least 5 years.

The sub-fund may appeal to investors who:

- are interested in investment growth in the long term
- are looking to replicate the performance of the Index while accepting its associated risks and volatility

**Business day** Any day that is a day when Euronext Paris is fully open.

**Transaction Day** Requests received and accepted by 17:00 CET on a Business day will ordinarily be processed on the NAV of the first following day that is a business day. Transaction settlement will occur within two Business days after the relevant transaction day.

In addition, technical net asset values ("T-NAV") may be calculated and published for any calendar day (excluding Saturdays and Sundays) that is neither a business day nor a transaction day. These T-NAV are merely indicative and will not be the basis for purchasing, switching, redeeming and/or transferring shares.

**NAV publication Day :**                      **Transaction Day +1**

**Switching in/out**                              Permitted

## MAIN SHARE CLASSES AND FEES

Share class	Currency	Min initial Investment*	Fees for share transactions		Annual fees	
			Purchase (max)	Switch (max)	Management (max)	Administration (max)
UCITS ETF - USD	USD	USD 1,000,000	3.00%	1.00%	0.30%	0.10%

See section "Notes on sub-fund Costs" in the prospectus. Other share classes may be available. For a current listing of available classes, go to [amundi.lu/amundi-index-solutions](http://amundi.lu/amundi-index-solutions)

\* Those minimums are applied in USD or in the equivalent amount, in the relevant share class currency.

## Index provider disclaimer

AMUNDI MSCI CHINA A II (THE "SUB-FUND") IS NOT SPONSORED, ENDORSED, SOLD OR PROMOTED BY MSCI INC. ("MSCI"), ANY OF ITS AFFILIATES, ANY OF ITS INFORMATION PROVIDERS OR ANY THIRD PARTY INVOLVED IN, OR RELATED TO, COMPILING OR CREATING ANY MSCI INDEX (COLLECTIVELY, THE "MSCI PARTIES"). THE MSCI INDICES ARE THE EXCLUSIVE PROPERTY OF MSCI AND ARE SERVICE MARKS OF MSCI OR ITS AFFILIATES. THE MSCI INDICES HAVE BEEN LICENSED FOR USE FOR CERTAIN PURPOSES BY AMUNDI. NONE OF THE MSCI PARTIES MAKES ANY REPRESENTATION OR WARRANTY, EXPRESS OR IMPLIED, TO THE ISSUER OR OWNERS OF THIS SUB-FUND OR ANY OTHER PERSON OR ENTITY REGARDING THE ADVISABILITY OF INVESTING IN SUB-FUNDS GENERALLY OR IN THIS PARTICULAR SUB-FUND OR THE ABILITY OF ANY MSCI INDEX TO TRACK CORRESPONDING STOCK MARKET PERFORMANCE. MSCI OR ITS AFFILIATES ARE THE LICENSORS OF CERTAIN TRADEMARKS, SERVICE MARKS AND TRADE NAMES AND OF THE MSCI INDICES WHICH ARE DETERMINED, COMPOSED AND CALCULATED BY MSCI WITHOUT REGARD TO AMUNDI OR THIS SUB-FUND OR THIS SUB-FUND'S UNITHOLDERS OR ANY OTHER PERSON OR ENTITY.

NONE OF THE MSCI PARTIES HAS ANY OBLIGATION TO TAKE THE NEEDS OF THE AMUNDI, THIS SUB-FUND'S UNITHOLDERS OR ANY OTHER PERSON OR ENTITY INTO CONSIDERATION IN DETERMINING, COMPOSING OR CALCULATING THE MSCI INDICES. NONE OF THE MSCI PARTIES IS RESPONSIBLE FOR OR HAS PARTICIPATED IN DETERMINATION OF THE TIMING OF, PRICES AT, OR QUANTITIES OF THIS SUB-FUND TO BE ISSUED OR IN THE DETERMINATION OR CALCULATION OF THE EQUATION BY OR THE CONSIDERATION INTO WHICH THIS SUB-FUND IS REDEEMABLE. FURTHERMORE, NONE OF THE MSCI PARTIES HAS ANY OBLIGATION OR LIABILITY TO THE ISSUER OR OWNERS OF THIS SUB-FUND OR ANY OTHER PERSON OR ENTITY IN CONNECTION WITH THE ADMINISTRATION, MARKETING OR OFFERING OF THIS SUB-FUND.

ALTHOUGH MSCI SHALL OBTAIN INFORMATION FOR INCLUSION IN OR FOR USE IN THE CALCULATION OF THE MSCI INDICES FROM SOURCES THAT MSCI CONSIDERS RELIABLE, NONE OF THE MSCI PARTIES WARRANTS OR GUARANTEES THE ORIGINALITY, ACCURACY AND/OR THE COMPLETENESS OF ANY MSCI INDEX OR ANY DATA INCLUDED THEREIN. NONE OF THE MSCI PARTIES MAKES ANY WARRANTY, EXPRESS OR IMPLIED, AS TO RESULTS TO BE OBTAINED BY THE ISSUER OF THE SUB-FUND, OWNERS OF THE SUB-FUND, OR ANY OTHER PERSON OR ENTITY, FROM THE USE OF ANY MSCI INDEX OR ANY DATA INCLUDED THEREIN. NONE OF THE MSCI PARTIES SHALL HAVE ANY LIABILITY FOR ANY ERRORS, OMISSIONS OR INTERRUPTIONS OF OR IN CONNECTION WITH ANY MSCI INDEX OR ANY DATA INCLUDED THEREIN. FURTHERMORE, NONE OF THE MSCI PARTIES MAKES ANY EXPRESS OR IMPLIED WARRANTIES OF ANY KIND, AND THE MSCI PARTIES HEREBY EXPRESSLY DISCLAIM ALL WARRANTIES OF MERCHANTABILITY AND FITNESS FOR A PARTICULAR PURPOSE, WITH RESPECT TO EACH MSCI INDEX AND ANY DATA INCLUDED THEREIN. WITHOUT LIMITING ANY OF THE FOREGOING, IN NO EVENT SHALL ANY OF THE MSCI PARTIES HAVE ANY LIABILITY FOR ANY DIRECT, INDIRECT, SPECIAL, PUNITIVE, CONSEQUENTIAL OR ANY OTHER DAMAGES (INCLUDING LOST PROFITS) EVEN IF NOTIFIED OF THE POSSIBILITY OF SUCH DAMAGES.

## Objective and Investment Policy

### Objective

To track the performance of MSCI Emerging Markets Asia Index (the "Index"), and to minimize the tracking error between the net asset value of the sub-fund and the performance of the Index.

### Index Description

- General description of the Index

MSCI Emerging Markets Asia Index is an equity index representative of the large and mid-cap markets across Asian emerging countries (as defined in the index methodology).

The Index is a Net Total Return Index : dividends net of tax paid by the index constituents are included in the Index return.

- Index currency: US Dollar

- Index Composition

According to the MSCI methodology the investment universe of the index aims at covering approximately 85% (+/-5%) of the underlying markets float-adjusted market capitalisation. Each stock of the Index is weighted according to the free float-adjusted market capitalization.

- Index Revision

The Index rebalancing is planned quarterly.

- Index Publication

The Index is calculated and published by MSCI("MSCI").

MSCI official indices are calculated using:

- the official closing prices of the stock exchanges on which the component securities are traded;
- the WM Reuters closing (16:00 GMT) exchange rates.

MSCI Emerging Markets Asia Index value is available via Bloomberg. At the date of the prospectus, the ticker is: NDUEGFA

The performance tracked is the closing price of the MSCI Emerging Markets Asia Index.

MSCI index methodology, composition, revision rules and additional information concerning the Index underlying components are available on [msci.com](http://msci.com)

## Management Process

The exposure to the Index will be achieved through an indirect replication by investing into financial derivatives instruments delivering the performance of the Index in exchange for the performance of the assets held by the sub-fund.

The sub-fund does not integrate sustainability risks nor take into account principal adverse impact of investments on sustainability factors in its investment process as its objective is to replicate as closely as possible the performance of a benchmark that does not take into consideration such risks in its methodology.

The Sub-Fund does not integrate a consideration of environmentally sustainable economic activities (as prescribed in the Taxonomy Regulation) in its management process. Therefore, for the purpose of the Taxonomy Regulation, it should be noted that the investments underlying the Sub-Fund do not take into account the EU criteria for environmentally sustainable economic activities.

**German Investment Tax Act** : At least 90% of the sub-fund's net asset value is continuously invested in equities listed on a stock exchange or traded on an organized market. For the sake of clarity investments in Real Estate Investment Trusts (as such term is defined by the German Ministry of Finance) and UCITS or UCIs are not included in this percentage.

### Tracking Error

The tracking error measures the volatility of the difference between the return of the sub-fund and the return of the Index. In normal market conditions, it is anticipated that the sub-fund will track the performance of the Index with a tracking error of up to 1%. The return, used to compute the tracking error of the sub-fund, is determined before taking into account any swing pricing mechanism.

### Techniques and instruments on securities and Derivatives

Derivatives are integral to the sub-fund's investment strategies. The sub-fund will swap the performance of the assets held by the sub-fund for that of the Index through a derivative contract or total return swap. For further information please refer to sections "Techniques and Instruments on Securities Financing Transactions" and "Replication Methods for Index and UCITS ETF sub-funds" of this prospectus.

The maximum and expected proportions of the sub-fund's assets that can be subject to SFT and TRS are disclosed in the table "USE OF SECURITIES FINANCING TRANSACTIONS AND TOTAL RETURN SWAPS."

**Sub-fund base currency** : Euro

### Investment Manager

Amundi Asset Management

## Main Risks

See "Risk Descriptions" for more information.

### Risks of ordinary market conditions

The Fund has high volatility due to its exposure to equity markets

Currency	Indirect replication
Derivatives	Investment fund
Emerging Market	Management
Equity	Market
Index replication	Sustainability

### Risks of unusual market conditions

Counterparty	Liquidity
Operational	Standard practices

### Risk management method

Commitment

## Planning Your Investment

Designed for Investors who understand the risks of the sub-fund and plan to invest for at least 5 years.

The sub-fund may appeal to investors who:

- are interested in investment growth in the long term
- are looking to replicate the performance of the Index while accepting its associated risks and volatility

**Business day** Any day that is a day when Euronext Paris is fully open.

**Transaction Day** Requests received and accepted by 17:00 CET on a Business day will ordinarily be processed on the NAV of the first following day that is a business day. Transaction settlement will occur within two Business days after the relevant transaction day.

In addition, technical net asset values ("T-NAV") may be calculated and published for any calendar day (excluding Saturdays and Sundays) that is neither a business day nor a transaction day. These T-NAV are merely indicative and will not be the basis for purchasing, switching, redeeming and/or transferring shares.

**NAV publication Day :** Transaction Day +1

**Switching in/out** Permitted

## MAIN SHARE CLASSES AND FEES

Share class	Currency	Min initial Investment*	Fees for share transactions		Annual fees	
			Purchase (max)	Switch (max)	Management (max)	Administration (max)
UCITS ETF - EUR	EUR	USD 1,000,000	3.00%	1.00%	0.10%	0.10%
UCITS ETF – USD	USD	USD 1,000,000	3.00%	1.00%	0.10%	0.10%

See section "Notes on sub-fund Costs" in the prospectus. Other share classes may be available. For a current listing of available classes, go to [amundi.lu/amundi-index-solutions](http://amundi.lu/amundi-index-solutions)

\* Those minimums are applied in USD or in the equivalent amount, in the relevant share class currency.

## Index provider disclaimer

AMUNDI MSCI EM ASIA (THE "SUB-FUND") IS NOT SPONSORED, ENDORSED, SOLD OR PROMOTED BY MSCI INC. ("MSCI"), ANY OF ITS AFFILIATES, ANY OF ITS INFORMATION PROVIDERS OR ANY THIRD PARTY INVOLVED IN, OR RELATED TO, COMPILING OR CREATING ANY MSCI INDEX (COLLECTIVELY, THE "MSCI PARTIES"). THE MSCI INDICES ARE THE EXCLUSIVE PROPERTY OF MSCI AND ARE SERVICE MARKS OF MSCI OR ITS AFFILIATES. THE MSCI INDICES HAVE BEEN LICENSED FOR USE FOR CERTAIN PURPOSES BY AMUNDI. NONE OF THE MSCI PARTIES MAKES ANY REPRESENTATION OR WARRANTY, EXPRESS OR IMPLIED, TO THE ISSUER OR OWNERS OF THIS SUB-FUND OR ANY OTHER PERSON OR ENTITY REGARDING THE ADVISABILITY OF INVESTING IN SUB-FUNDS GENERALLY OR IN THIS PARTICULAR SUB-FUND OR THE ABILITY OF ANY MSCI INDEX TO TRACK CORRESPONDING STOCK MARKET PERFORMANCE. MSCI OR ITS AFFILIATES ARE THE LICENSORS OF CERTAIN TRADEMARKS, SERVICE MARKS AND TRADE NAMES AND OF THE MSCI INDICES WHICH ARE DETERMINED, COMPOSED AND CALCULATED BY MSCI WITHOUT REGARD TO AMUNDI OR THIS SUB-FUND OR THIS SUB-FUND'S UNITHOLDERS OR ANY OTHER PERSON OR ENTITY.

NONE OF THE MSCI PARTIES HAS ANY OBLIGATION TO TAKE THE NEEDS OF THE AMUNDI, THIS SUB-FUND'S UNITHOLDERS OR ANY OTHER PERSON OR ENTITY INTO CONSIDERATION IN DETERMINING, COMPOSING OR CALCULATING THE MSCI INDICES. NONE OF THE MSCI PARTIES IS RESPONSIBLE FOR OR HAS PARTICIPATED IN DETERMINATION OF THE TIMING OF, PRICES AT, OR QUANTITIES OF THIS SUB-FUND TO BE ISSUED OR IN THE DETERMINATION OR CALCULATION OF THE EQUATION BY OR THE CONSIDERATION INTO WHICH THIS SUB-FUND IS REDEEMABLE. FURTHERMORE, NONE OF THE MSCI PARTIES HAS ANY OBLIGATION OR LIABILITY TO THE ISSUER OR OWNERS OF THIS SUB-FUND OR ANY OTHER PERSON OR ENTITY IN CONNECTION WITH THE ADMINISTRATION, MARKETING OR OFFERING OF THIS SUB-FUND.

ALTHOUGH MSCI SHALL OBTAIN INFORMATION FOR INCLUSION IN OR FOR USE IN THE CALCULATION OF THE MSCI INDICES FROM SOURCES THAT MSCI CONSIDERS RELIABLE, NONE OF THE MSCI PARTIES WARRANTS OR GUARANTEES THE ORIGINALITY, ACCURACY AND/OR THE COMPLETENESS OF ANY MSCI INDEX OR ANY DATA INCLUDED THEREIN. NONE OF THE MSCI PARTIES MAKES ANY WARRANTY, EXPRESS OR IMPLIED, AS TO RESULTS TO BE OBTAINED BY THE ISSUER OF THE SUB-FUND, OWNERS OF THE SUB-FUND, OR ANY OTHER PERSON OR ENTITY, FROM THE USE OF ANY MSCI INDEX OR ANY DATA INCLUDED THEREIN. NONE OF THE MSCI PARTIES SHALL HAVE ANY LIABILITY FOR ANY ERRORS, OMISSIONS OR INTERRUPTIONS OF OR IN CONNECTION WITH ANY MSCI INDEX OR ANY DATA INCLUDED THEREIN. FURTHERMORE, NONE OF THE MSCI PARTIES MAKES ANY EXPRESS OR IMPLIED WARRANTIES OF ANY KIND, AND THE MSCI PARTIES HEREBY EXPRESSLY DISCLAIM ALL WARRANTIES OF MERCHANTABILITY AND FITNESS FOR A PARTICULAR PURPOSE, WITH RESPECT TO EACH MSCI INDEX AND ANY DATA INCLUDED THEREIN. WITHOUT LIMITING ANY OF THE FOREGOING, IN NO EVENT SHALL ANY OF THE MSCI PARTIES HAVE ANY LIABILITY FOR ANY DIRECT, INDIRECT, SPECIAL, PUNITIVE, CONSEQUENTIAL OR ANY OTHER DAMAGES (INCLUDING LOST PROFITS) EVEN IF NOTIFIED OF THE POSSIBILITY OF SUCH DAMAGES.

## Objective and Investment Policy

### Objective

To track the performance of MSCI Emerging Markets Latam Index (the "Index"), and to minimize the tracking error between the net asset value of the sub-fund and the performance of the Index.

### Index Description

- General description of the Index

MSCI Emerging Markets Latam Index is an equity index representative of the large and mid-cap markets across Latin America's emerging countries (as defined in the index methodology).

The Index is a Net Total Return Index : dividends net of tax paid by the index constituents are included in the Index return.

- Index currency: US Dollar

- Index Composition

According to the MSCI methodology the investment universe of the index aims at covering approximately 85% (+/-5%) of the underlying markets float-adjusted market capitalisation. Each stock of the Index is weighted according to the free float-adjusted market capitalization.

- Index Revision

The Index rebalancing is planned quarterly.

- Index Publication

The Index is calculated and published by MSCI("MSCI").

MSCI official indices are calculated using:

- the official closing prices of the stock exchanges on which the component securities are traded;
- the WM Reuters closing (16:00 GMT) exchange rates.

MSCI Emerging Markets Latam Index value is available via Bloomberg. At the date of the prospectus, the ticker is: NDUEEGFL

The performance tracked is the closing price of the MSCI Emerging Markets Latam Index.

MSCI index methodology, composition, revision rules and additional information concerning the Index underlying components are available on [msci.com](http://msci.com)

## Management Process

The exposure to the Index will be achieved through an indirect replication by investing into financial derivatives instruments delivering the performance of the Index in exchange for the performance of the assets held by the sub-fund.

The sub-fund does not integrate sustainability risks nor take into account principal adverse impact of investments on sustainability factors in its investment process as its objective is to replicate as closely as possible the performance of a benchmark that does not take into consideration such risks in its methodology.

The Sub-Fund does not integrate a consideration of environmentally sustainable economic activities (as prescribed in the Taxonomy Regulation) in its management process. Therefore, for the purpose of the Taxonomy Regulation, it should be noted that the investments underlying the Sub-Fund do not take into account the EU criteria for environmentally sustainable economic activities.

**German Investment Tax Act** : At least 90% of the sub-fund's net asset value is continuously invested in equities listed on a stock exchange or traded on an organized market. For the sake of clarity investments in Real Estate Investment Trusts (as such term is defined by the German Ministry of Finance) and UCITS or UCIs are not included in this percentage.

### Tracking Error

The tracking error measures the volatility of the difference between the return of the sub-fund and the return of the Index. In normal market conditions, it is anticipated that the sub-fund will track the performance of the Index with a tracking error of up to 1%. The return, used to compute the tracking error of the sub-fund, is determined before taking into account any swing pricing mechanism.

### Techniques and instruments on securities and Derivatives

Derivatives are integral to the sub-fund's investment strategies. The sub-fund will swap the performance of the assets held by the sub-fund for that of the Index through a derivative contract or total return swap. For further information please refer to sections "Techniques and Instruments on Securities Financing Transactions" and "Replication Methods for Index and UCITS ETF sub-funds" of this prospectus.

The maximum and expected proportions of the sub-fund's assets that can be subject to SFT and TRS are disclosed in the table "USE OF SECURITIES FINANCING TRANSACTIONS AND TOTAL RETURN SWAPS."

**Sub-fund base currency** : Euro

### Investment Manager

Amundi Asset Management

## Main Risks

See "Risk Descriptions" for more information.

### Risks of ordinary market conditions

The Fund has high volatility due to its exposure to equity markets

Currency	Indirect replication
Derivatives	Investment fund
Emerging Market	Management
Equity	Market
Index replication	Sustainability

### Risks of unusual market conditions

Counterparty	Liquidity
Operational	Standard practices

### Risk management method

Commitment

## Planning Your Investment

Designed for Investors who understand the risks of the sub-fund and plan to invest for at least 5 years.

The sub-fund may appeal to investors who:

- are interested in investment growth in the long term
- are looking to replicate the performance of the Index while accepting its associated risks and volatility

**Business day** Any day that is a day when Euronext Paris is fully open.

**Transaction Day** Requests received and accepted by 17:00 CET on a Business day will ordinarily be processed on the NAV of the first business day (including the business day when the relevant requests are received). Transaction settlement will occur within two Business days after the relevant transaction day.

In addition, technical net asset values ("T-NAV") may be calculated and published for any calendar day (excluding Saturdays and Sundays) that is neither a business day nor a transaction day. These T-NAV are merely indicative and will not be the basis for purchasing, switching, redeeming and/or transferring shares.

**NAV publication Day :** Transaction Day +1

**Switching in/out** Permitted

## MAIN SHARE CLASSES AND FEES

Share class	Currency	Min initial Investment*	Fees for share transactions		Annual fees	
			Purchase (max)	Switch (max)	Management (max)	Administration (max)
UCITS ETF - EUR	EUR	USD 1,000,000	3.00%	1.00%	0.10%	0.10%
UCITS ETF – USD	USD	USD 1,000,000	3.00%	1.00%	0.10%	0.10%

See section "Notes on sub-fund Costs" in the prospectus. Other share classes may be available. For a current listing of available classes, go to [amundi.lu/amundi-index-solutions](http://amundi.lu/amundi-index-solutions)

\* Those minimums are applied in USD or in the equivalent amount, in the relevant share class currency.

## Index provider disclaimer

AMUNDI MSCI EM LATIN AMERICA (THE "SUB-FUND") IS NOT SPONSORED, ENDORSED, SOLD OR PROMOTED BY MSCI INC. ("MSCI"), ANY OF ITS AFFILIATES, ANY OF ITS INFORMATION PROVIDERS OR ANY THIRD PARTY INVOLVED IN, OR RELATED TO, COMPILING OR CREATING ANY MSCI INDEX (COLLECTIVELY, THE "MSCI PARTIES"). THE MSCI INDICES ARE THE EXCLUSIVE PROPERTY OF MSCI AND ARE SERVICE MARKS OF MSCI OR ITS AFFILIATES. THE MSCI INDICES HAVE BEEN LICENSED FOR USE FOR CERTAIN PURPOSES BY AMUNDI. NONE OF THE MSCI PARTIES MAKES ANY REPRESENTATION OR WARRANTY, EXPRESS OR IMPLIED, TO THE ISSUER OR OWNERS OF THIS SUB-FUND OR ANY OTHER PERSON OR ENTITY REGARDING THE ADVISABILITY OF INVESTING IN SUB-FUNDS GENERALLY OR IN THIS PARTICULAR SUB-FUND OR THE ABILITY OF ANY MSCI INDEX TO TRACK CORRESPONDING STOCK MARKET PERFORMANCE. MSCI OR ITS AFFILIATES ARE THE LICENSORS OF CERTAIN TRADEMARKS, SERVICE MARKS AND TRADE NAMES AND OF THE MSCI INDICES WHICH ARE DETERMINED, COMPOSED AND CALCULATED BY MSCI WITHOUT REGARD TO AMUNDI OR THIS SUB-FUND OR THIS SUB-FUND'S UNITHOLDERS OR ANY OTHER PERSON OR ENTITY.

NONE OF THE MSCI PARTIES HAS ANY OBLIGATION TO TAKE THE NEEDS OF THE AMUNDI, THIS SUB-FUND'S UNITHOLDERS OR ANY OTHER PERSON OR ENTITY INTO CONSIDERATION IN DETERMINING, COMPOSING OR CALCULATING THE MSCI INDICES. NONE OF THE MSCI PARTIES IS RESPONSIBLE FOR OR HAS PARTICIPATED IN DETERMINATION OF THE TIMING OF, PRICES AT, OR QUANTITIES OF THIS SUB-FUND TO BE ISSUED OR IN THE DETERMINATION OR CALCULATION OF THE EQUATION BY OR THE CONSIDERATION INTO WHICH THIS SUB-FUND IS REDEEMABLE. FURTHERMORE, NONE OF THE MSCI PARTIES HAS ANY OBLIGATION OR LIABILITY TO THE ISSUER OR OWNERS OF THIS SUB-FUND OR ANY OTHER PERSON OR ENTITY IN CONNECTION WITH THE ADMINISTRATION, MARKETING OR OFFERING OF THIS SUB-FUND.

ALTHOUGH MSCI SHALL OBTAIN INFORMATION FOR INCLUSION IN OR FOR USE IN THE CALCULATION OF THE MSCI INDICES FROM SOURCES THAT MSCI CONSIDERS RELIABLE, NONE OF THE MSCI PARTIES WARRANTS OR GUARANTEES THE ORIGINALITY, ACCURACY AND/OR THE COMPLETENESS OF ANY MSCI INDEX OR ANY DATA INCLUDED THEREIN. NONE OF THE MSCI PARTIES MAKES ANY WARRANTY, EXPRESS OR IMPLIED, AS TO RESULTS TO BE OBTAINED BY THE ISSUER OF THE SUB-FUND, OWNERS OF THE SUB-FUND, OR ANY OTHER PERSON OR ENTITY, FROM THE USE OF ANY MSCI INDEX OR ANY DATA INCLUDED THEREIN. NONE OF THE MSCI PARTIES SHALL HAVE ANY LIABILITY FOR ANY ERRORS, OMISSIONS OR INTERRUPTIONS OF OR IN CONNECTION WITH ANY MSCI INDEX OR ANY DATA INCLUDED THEREIN. FURTHERMORE, NONE OF THE MSCI PARTIES MAKES ANY EXPRESS OR IMPLIED WARRANTIES OF ANY KIND, AND THE MSCI PARTIES HEREBY EXPRESSLY DISCLAIM ALL WARRANTIES OF MERCHANTABILITY AND FITNESS FOR A PARTICULAR PURPOSE, WITH RESPECT TO EACH MSCI INDEX AND ANY DATA INCLUDED THEREIN. WITHOUT LIMITING ANY OF THE FOREGOING, IN NO EVENT SHALL ANY OF THE MSCI PARTIES HAVE ANY LIABILITY FOR ANY DIRECT, INDIRECT, SPECIAL, PUNITIVE, CONSEQUENTIAL OR ANY OTHER DAMAGES (INCLUDING LOST PROFITS) EVEN IF NOTIFIED OF THE POSSIBILITY OF SUCH DAMAGES.

# AMUNDI MSCI EMERGING MARKETS

## Objective and Investment Policy

### Objective

To track the performance of MSCI Emerging Markets Index (the "Index"), and to minimize the tracking error between the net asset value of the sub-fund and the performance of the Index.

### Index Description

- General description of the Index

MSCI Emerging Markets Index is an equity index representative of the large and mid-cap markets across emerging countries (as defined in the index methodology).

The Index is a Net Total Return Index : dividends net of tax paid by the index constituents are included in the Index return.

- Index currency: US Dollar

- Index Composition

According to the MSCI methodology the investment universe of the index aims at covering approximately 85% (+/-5%) of the underlying markets float-adjusted market capitalisation. Each stock of the Index is weighted according to the free float-adjusted market capitalization.

- Index Revision

The Index rebalancing is planned quarterly.

- Index Publication

The Index is calculated and published by MSCI("MSCI").

MSCI official indices are calculated using:

- the official closing prices of the stock exchanges on which the component securities are traded;
- the WM Reuters closing (16:00 GMT) exchange rates.

MSCI Emerging Markets Index value is available via Bloomberg. At the date of the prospectus, the ticker is: NDUUEEGF

The performance tracked is the closing price of the MSCI Emerging Markets Index.

MSCI index methodology, composition, revision rules and additional information concerning the Index underlying components are available on [msci.com](http://msci.com)

## Management Process

The exposure to the Index will be achieved through an indirect replication by investing into financial derivatives instruments delivering the performance of the Index in exchange for the performance of the assets held by the sub-fund.

The sub-fund does not integrate sustainability risks nor take into account principal adverse impact of investments on sustainability factors in its investment process as its objective is to replicate as closely as possible the performance of a benchmark that does not take into consideration such risks in its methodology.

The Sub-Fund does not integrate a consideration of environmentally sustainable economic activities (as prescribed in the Taxonomy Regulation) in its management process. Therefore, for the purpose of the Taxonomy Regulation, it should be noted that the investments underlying the Sub-Fund do not take into account the EU criteria for environmentally sustainable economic activities.

**German Investment Tax Act** : At least 90% of the sub-fund's net asset value is continuously invested in equities listed on a stock exchange or traded on an organized market. For the sake of clarity investments in Real Estate Investment Trusts (as such term is defined by the German Ministry of Finance) and UCITS or UCIs are not included in this percentage.

### Tracking Error

The tracking error measures the volatility of the difference between the return of the sub-fund and the return of the Index. In normal market conditions, it is anticipated that the sub-fund will track the performance of the Index with a tracking error of up to 1%. The return, used to compute the tracking error of the sub-fund, is determined before taking into account any swing pricing mechanism.

### Techniques and instruments on securities and Derivatives

Derivatives are integral to the sub-fund's investment strategies. The sub-fund will swap the performance of the assets held by the sub-fund for that of the Index through a derivative contract or total return swap. For further information please refer to sections "Techniques and Instruments on Securities Financing Transactions" and "Replication Methods for Index and UCITS ETF sub-funds" of this prospectus.

The maximum and expected proportions of the sub-fund's assets that can be subject to SFT and TRS are disclosed in the table "USE OF SECURITIES FINANCING TRANSACTIONS AND TOTAL RETURN SWAPS."

**Sub-fund base currency** : Euro

### Investment Manager

Amundi Asset Management

## Main Risks

See "Risk Descriptions" for more information.

### Risks of ordinary market conditions

The Fund has high volatility due to its exposure to equity markets

Currency	Indirect replication
Derivatives	Investment fund
Emerging Market	Management
Equity	Market
Index replication	Sustainability

### Risks of unusual market conditions

Counterparty	Liquidity
Operational	Standard practices

### Risk management method

Commitment

## Planning Your Investment

Designed for Investors who understand the risks of the sub-fund and plan to invest for at least 5 years.

The sub-fund may appeal to investors who:

- are interested in investment growth in the long term
- are looking to replicate the performance of the Index while accepting its associated risks and volatility

**Business day** Any day that is a day when Euronext Paris is fully open.

**Transaction Day** Requests received and accepted by 17:00 CET on a Business day will ordinarily be processed on the NAV of the first following day that is a business day. Transaction settlement will occur within two Business days after the relevant transaction day.

In addition, technical net asset values ("T-NAV") may be calculated and published for any calendar day (excluding Saturdays and Sundays) that is neither a business day nor a transaction day. These T-NAV are merely indicative and will not be the basis for purchasing, switching, redeeming and/or transferring shares.

**NAV publication Day :** Transaction Day +1

**Switching in/out** Permitted

## MAIN SHARE CLASSES AND FEES

Share class	Currency	Min initial Investment*	Fees for share transactions		Annual fees	
			Purchase (max)	Switch (max)	Management (max)	Administration (max)
UCITS ETF - EUR	EUR	USD 1,000,000	3.00%	1.00%	0.10%	0.10%
UCITS ETF – USD	USD	USD 1,000,000	3.00%	1.00%	0.10%	0.10%

See section "Notes on sub-fund Costs" in the prospectus. Other share classes may be available. For a current listing of available classes, go to [amundi.lu/amundi-index-solutions](http://amundi.lu/amundi-index-solutions)

\* Those minimums are applied in USD or in the equivalent amount, in the relevant share class currency.

## Index provider disclaimer

AMUNDI MSCI EMERGING MARKETS (THE "SUB-FUND") IS NOT SPONSORED, ENDORSED, SOLD OR PROMOTED BY MSCI INC. ("MSCI"), ANY OF ITS AFFILIATES, ANY OF ITS INFORMATION PROVIDERS OR ANY THIRD PARTY INVOLVED IN, OR RELATED TO, COMPILING OR CREATING ANY MSCI INDEX (COLLECTIVELY, THE "MSCI PARTIES"). THE MSCI INDICES ARE THE EXCLUSIVE PROPERTY OF MSCI AND ARE SERVICE MARKS OF MSCI OR ITS AFFILIATES. THE MSCI INDICES HAVE BEEN LICENSED FOR USE FOR CERTAIN PURPOSES BY AMUNDI. NONE OF THE MSCI PARTIES MAKES ANY REPRESENTATION OR WARRANTY, EXPRESS OR IMPLIED, TO THE ISSUER OR OWNERS OF THIS SUB-FUND OR ANY OTHER PERSON OR ENTITY REGARDING THE ADVISABILITY OF INVESTING IN SUB-FUNDS GENERALLY OR IN THIS PARTICULAR SUB-FUND OR THE ABILITY OF ANY MSCI INDEX TO TRACK CORRESPONDING STOCK MARKET PERFORMANCE. MSCI OR ITS AFFILIATES ARE THE LICENSORS OF CERTAIN TRADEMARKS, SERVICE MARKS AND TRADE NAMES AND OF THE MSCI INDICES WHICH ARE DETERMINED, COMPOSED AND CALCULATED BY MSCI WITHOUT REGARD TO AMUNDI OR THIS SUB-FUND OR THIS SUB-FUND'S UNITHOLDERS OR ANY OTHER PERSON OR ENTITY.

NONE OF THE MSCI PARTIES HAS ANY OBLIGATION TO TAKE THE NEEDS OF THE AMUNDI, THIS SUB-FUND'S UNITHOLDERS OR ANY OTHER PERSON OR ENTITY INTO CONSIDERATION IN DETERMINING, COMPOSING OR CALCULATING THE MSCI INDICES. NONE OF THE MSCI PARTIES IS RESPONSIBLE FOR OR HAS PARTICIPATED IN DETERMINATION OF THE TIMING OF, PRICES AT, OR QUANTITIES OF THIS SUB-FUND TO BE ISSUED OR IN THE DETERMINATION OR CALCULATION OF THE EQUATION BY OR THE CONSIDERATION INTO WHICH THIS SUB-FUND IS REDEEMABLE. FURTHERMORE, NONE OF THE MSCI PARTIES HAS ANY OBLIGATION OR LIABILITY TO THE ISSUER OR OWNERS OF THIS SUB-FUND OR ANY OTHER PERSON OR ENTITY IN CONNECTION WITH THE ADMINISTRATION, MARKETING OR OFFERING OF THIS SUB-FUND.

ALTHOUGH MSCI SHALL OBTAIN INFORMATION FOR INCLUSION IN OR FOR USE IN THE CALCULATION OF THE MSCI INDICES FROM SOURCES THAT MSCI CONSIDERS RELIABLE, NONE OF THE MSCI PARTIES WARRANTS OR GUARANTEES THE ORIGINALITY, ACCURACY AND/OR THE COMPLETENESS OF ANY MSCI INDEX OR ANY DATA INCLUDED THEREIN. NONE OF THE MSCI PARTIES MAKES ANY WARRANTY, EXPRESS OR IMPLIED, AS TO RESULTS TO BE OBTAINED BY THE ISSUER OF THE SUB-FUND, OWNERS OF THE SUB-FUND, OR ANY OTHER PERSON OR ENTITY, FROM THE USE OF ANY MSCI INDEX OR ANY DATA INCLUDED THEREIN. NONE OF THE MSCI PARTIES SHALL HAVE ANY LIABILITY FOR ANY ERRORS, OMISSIONS OR INTERRUPTIONS OF OR IN CONNECTION WITH ANY MSCI INDEX OR ANY DATA INCLUDED THEREIN. FURTHERMORE, NONE OF THE MSCI PARTIES MAKES ANY EXPRESS OR IMPLIED WARRANTIES OF ANY KIND, AND THE MSCI PARTIES HEREBY EXPRESSLY DISCLAIM ALL WARRANTIES OF MERCHANTABILITY AND FITNESS FOR A PARTICULAR PURPOSE, WITH RESPECT TO EACH MSCI INDEX AND ANY DATA INCLUDED THEREIN. WITHOUT LIMITING ANY OF THE FOREGOING, IN NO EVENT SHALL ANY OF THE MSCI PARTIES HAVE ANY LIABILITY FOR ANY DIRECT, INDIRECT, SPECIAL, PUNITIVE, CONSEQUENTIAL OR ANY OTHER DAMAGES (INCLUDING LOST PROFITS) EVEN IF NOTIFIED OF THE POSSIBILITY OF SUCH DAMAGES.

# AMUNDI MSCI EUROPE EX SWITZERLAND ESG LEADERS

## Objective and Investment Policy

### Objective

To track the performance of MSCI Europe ex Switzerland ESG Leaders Select 5% Issuer Capped Index ("the Index"), and to minimize the tracking error between the net asset value of the sub-fund and the performance of the Index.

The sub-fund is a financial product that promotes among other characteristics ESG characteristics pursuant to Article 8 of the Disclosure Regulation, as further described in Annex 1 - ESG Related Disclosures to this Prospectus.

### Index Description

- General description of the Index

MSCI Europe ex Switzerland ESG Leaders Select 5% Issuer Capped Index is an equity index based on the MSCI Europe ex Switzerland Index ("Parent Index") representative of large and mid-cap stocks across 14 Developed Markets (DM) countries in Europe (as of May 2022) excluding Switzerland and issued by companies that have the highest Environmental, Social and Governance (ESG) rating in each sector of the Parent Index.

The Index is a Net Total Return Index : dividends net of tax paid by the index constituents are included in the Index return.

- Index currency: Euro
- Index Composition

The applicable universe includes all securities of the Parent Index.

The securities are selected by applying a combination of values based exclusions and a best-in-class selection process to companies in the Parent Index, as further described in Annex 1 - ESG Related Disclosures to this Prospectus.

- Index Revision

The Index rebalancing is planned quarterly.

- Index Publication

The Index is calculated and published by MSCI ("MSCI").

MSCI official indices are calculated using:

- the official closing prices of the stock exchanges on which the component securities are traded;
- the WM Reuters closing (16:00 GMT) exchange rates.

MSCI Europe ex Switzerland ESG Leaders Select 5% Issuer Capped Index value is available via Bloomberg. At the date of the prospectus, the ticker is: MXECHENE

The performance tracked is the closing price of the MSCI Europe ex Switzerland ESG Leaders Select 5% Issuer Capped Index .

MSCI index methodology, composition, revision rules and additional information concerning the Index underlying components are available on [msci.com](https://www.msci.com)



## Management Process

The exposure to the Index will be achieved through a direct replication, mainly by making direct investments in transferable securities and/or other eligible assets representing the Index constituents in a proportion extremely close to their proportion in the Index.

The sub-fund integrates sustainability risks and takes into account principal adverse impacts of investments on sustainability factors in its investment process as outlined in more detail in section "Sustainable Investing" of this prospectus and will not hold any securities of companies involved in the production or sale of controversial weapons, or companies in breach of international conventions on Human or Labor Rights, or companies involved in controversial industries: tobacco, thermal coal, nuclear weapons or unconventional oil & gas as defined in "Replication Methods".

**German Investment Tax Act** : At least 60% of the sub-fund's net asset value is continuously invested in equities listed on a stock exchange or traded on an organized market. For the sake of clarity investments in Real Estate Investment Trusts (as such term is defined by the German Ministry of Finance) and UCITS or UCIs are not included in this percentage.

### Tracking Error

The tracking error measures the volatility of the difference between the return of the sub-fund and the return of the Index. In normal market conditions, it is anticipated that the sub-fund will track the performance of the Index with a tracking error of up to 1%. The return, used to compute the tracking error of the sub-fund, is determined before taking into account any swing pricing mechanism.

### Techniques and instruments on securities and Derivatives

In order to deal with inflows and outflows and also with some local market specificities (market access and liquidity, local tax); the Investment Manager will be able to combine the direct replication with a replication through derivatives such as amongst other futures. In case of such replication, the sub-fund may hold deposits while keeping full exposure to the Index.

The sub-fund may enter into any efficient portfolio management techniques and instruments relating to transferable securities and money market instruments, such as securities lending and borrowing, reverse purchase agreement and repurchase agreement for the purposes of efficient portfolio management as described and in compliance with sections "Techniques and Instruments on Securities Financing Transactions" and "Replication Methods" of this prospectus. In particular, such techniques and instruments may be used in order to generate additional income.

The maximum and expected proportions of the sub-fund's assets that can be subject to SFT and TRS are disclosed in the table "USE OF SECURITIES FINANCING TRANSACTIONS AND TOTAL RETURN SWAPS".

**Sub-fund base currency** : Euro

### Investment Manager

Amundi Asset Management

## Main Risks

See "*Risk Descriptions*" for more information.

### Risks of ordinary market conditions

The Fund has high volatility due to its exposure to equity markets

Currency	Management
Derivatives	Market
Equity	Sustainable Investment
Index replication	Use of techniques and
Investment fund	Instruments
Listing market liquidity (ETF share class)	

### Risks of unusual market conditions

Counterparty	Liquidity
Operational	Standard practices

**Risk management method** Commitment

## Planning Your Investment

Designed for Investors who understand the risks of the sub-fund and plan to invest for at least 5 years.

The sub-fund may appeal to investors who:

- are interested in investment growth in the long term
- are looking to replicate the performance of the Index while accepting its associated risks and volatility

**Business day** Any day that is a day when Euronext Paris is fully open.

**Transaction Day** Requests received and accepted by 14:00 CET on a Business day will ordinarily be processed on the NAV of the first business day (including the business day when the relevant requests are received) that is also a full bank business day in United Kingdom market and in France market. Transaction settlement will occur within two Business days after the relevant transaction day.

In addition, technical net asset values ("T-NAV") may be calculated and published for any calendar day (excluding Saturdays and Sundays) that is neither a business day nor a transaction day. These T-NAV are merely indicative and will not be the basis for purchasing, switching, redeeming and/or transferring shares.

**NAV publication Day :** Transaction Day +1

**Switching in/out** Permitted

## MAIN SHARE CLASSES AND FEES

Share class	Currency	Min initial Investment*	Fees for share transactions		Annual fees	
			Purchase (max)	Switch (max)	Management (max)	Administration (max)
UCITS ETF DR - EUR	EUR	USD 1,000,000	3.00%	1.00%	0.05%	0.10%

See section "Notes on sub-fund Costs" in the prospectus. Other share classes may be available. For a current listing of available classes, go to [amundi.lu/amundi-index-solutions](http://amundi.lu/amundi-index-solutions)

\* Those minimums are applied in USD or in the equivalent amount, in the relevant share class currency.

## Index provider disclaimer

AMUNDI MSCI EUROPE EX SWITZERLAND ESG LEADERS (THE "SUB-FUND") IS NOT SPONSORED, ENDORSED, SOLD OR PROMOTED BY MSCI INC. ("MSCI"), ANY OF ITS AFFILIATES, ANY OF ITS INFORMATION PROVIDERS OR ANY THIRD PARTY INVOLVED IN, OR RELATED TO, COMPILING OR CREATING ANY MSCI INDEX (COLLECTIVELY, THE "MSCI PARTIES"). THE MSCI INDICES ARE THE EXCLUSIVE PROPERTY OF MSCI AND ARE SERVICE MARKS OF MSCI OR ITS AFFILIATES. THE MSCI INDICES HAVE BEEN LICENSED FOR USE FOR CERTAIN PURPOSES BY AMUNDI. NONE OF THE MSCI PARTIES MAKES ANY REPRESENTATION OR WARRANTY, EXPRESS OR IMPLIED, TO THE ISSUER OR OWNERS OF THIS SUB-FUND OR ANY OTHER PERSON OR ENTITY REGARDING THE ADVISABILITY OF INVESTING IN SUB-FUNDS GENERALLY OR IN THIS PARTICULAR SUB-FUND OR THE ABILITY OF ANY MSCI INDEX TO TRACK CORRESPONDING STOCK MARKET PERFORMANCE. MSCI OR ITS AFFILIATES ARE THE LICENSORS OF CERTAIN TRADEMARKS, SERVICE MARKS AND TRADE NAMES AND OF THE MSCI INDICES WHICH ARE DETERMINED, COMPOSED AND CALCULATED BY MSCI WITHOUT REGARD TO AMUNDI OR THIS SUB-FUND OR THIS SUB-FUND'S UNITHOLDERS OR ANY OTHER PERSON OR ENTITY.

NONE OF THE MSCI PARTIES HAS ANY OBLIGATION TO TAKE THE NEEDS OF THE AMUNDI, THIS SUB-FUND'S UNITHOLDERS OR ANY OTHER PERSON OR ENTITY INTO CONSIDERATION IN DETERMINING, COMPOSING OR CALCULATING THE MSCI INDICES. NONE OF THE MSCI PARTIES IS RESPONSIBLE FOR OR HAS PARTICIPATED IN DETERMINATION OF THE TIMING OF, PRICES AT, OR QUANTITIES OF THIS SUB-FUND TO BE ISSUED OR IN THE DETERMINATION OR CALCULATION OF THE EQUATION BY OR THE CONSIDERATION INTO WHICH THIS SUB-FUND IS REDEEMABLE. FURTHERMORE, NONE OF THE MSCI PARTIES HAS ANY OBLIGATION OR LIABILITY TO THE ISSUER OR OWNERS OF THIS SUB-FUND OR ANY OTHER PERSON OR ENTITY IN CONNECTION WITH THE ADMINISTRATION, MARKETING OR OFFERING OF THIS SUB-FUND.

ALTHOUGH MSCI SHALL OBTAIN INFORMATION FOR INCLUSION IN OR FOR USE IN THE CALCULATION OF THE MSCI INDICES FROM SOURCES THAT MSCI CONSIDERS RELIABLE, NONE OF THE MSCI PARTIES WARRANTS OR GUARANTEES THE ORIGINALITY, ACCURACY AND/OR THE COMPLETENESS OF ANY MSCI INDEX OR ANY DATA INCLUDED THEREIN. NONE OF THE MSCI PARTIES MAKES ANY WARRANTY, EXPRESS OR IMPLIED, AS TO RESULTS TO BE OBTAINED BY THE ISSUER OF THE SUB-FUND, OWNERS OF THE SUB-FUND, OR ANY OTHER PERSON OR ENTITY, FROM THE USE OF ANY MSCI INDEX OR ANY DATA INCLUDED THEREIN. NONE OF THE MSCI PARTIES SHALL HAVE ANY LIABILITY FOR ANY ERRORS, OMISSIONS OR INTERRUPTIONS OF OR IN CONNECTION WITH ANY MSCI INDEX OR ANY DATA INCLUDED THEREIN. FURTHERMORE, NONE OF THE MSCI PARTIES MAKES ANY EXPRESS OR IMPLIED WARRANTIES OF ANY KIND, AND THE MSCI PARTIES HEREBY EXPRESSLY DISCLAIM ALL WARRANTIES OF MERCHANTABILITY AND FITNESS FOR A PARTICULAR PURPOSE, WITH RESPECT TO EACH MSCI INDEX AND ANY DATA INCLUDED THEREIN. WITHOUT LIMITING ANY OF THE FOREGOING, IN NO EVENT SHALL ANY OF THE MSCI PARTIES HAVE ANY LIABILITY FOR ANY DIRECT, INDIRECT, SPECIAL, PUNITIVE, CONSEQUENTIAL OR ANY OTHER DAMAGES (INCLUDING LOST PROFITS) EVEN IF NOTIFIED OF THE POSSIBILITY OF SUCH DAMAGES.

# AMUNDI MSCI EUROPE GROWTH

## Objective and Investment Policy

### Objective

To track the performance of MSCI Europe Growth Index (the "Index"), and to minimize the tracking error between the net asset value of the sub-fund and the performance of the Index.

### Index Description

- General description of the Index

MSCI Europe Growth Index is an equity index representative of leading securities traded in the markets of the European developed countries (as defined in the index methodology) representing growth securities.

The Index is a Net Total Return Index : dividends net of tax paid by the index constituents are included in the Index return.

- Index currency: Euro
- Index Composition

The MSCI Europe Growth Index is a sub-category of the MSCI Europe index. According to the MSCI methodology the investment universe of the MSCI Europe index aims at covering approximately 85% (+/-5%) of the underlying markets float-adjusted market capitalization.

The MSCI Europe Growth Index includes stocks of companies that have a potential for increasing its profits and that have financial ratios that are generally higher than the average for its sector and its market, which could cause the value of the security to rise.

The growth investment style characteristics for index construction are defined using five variables: long-term forward Earning per Share (EPS) growth rate, short-term forward EPS growth rate, current internal growth rate and long-term historical EPS growth trend and long-term historical sales per share growth trend.

Each security is given growth scores and is then placed into the growth index. Each stock of the Index is weighted according to the free float-adjusted market capitalization and its growth score.

- Index Revision

The Index rebalancing is planned semi-annually.

- Index Publication

The Index is calculated and published by MSCI("MSCI").

MSCI official indices are calculated using:

- the official closing prices of the stock exchanges on which the component securities are traded;
- the WM Reuters closing (16:00 GMT) exchange rates.

MSCI Europe Growth Index value is available via Bloomberg. At the date of the prospectus, the ticker is: MSGEUNTR

The performance tracked is the closing price of the MSCI Europe Growth Index.

MSCI index methodology, composition, revision rules and additional information concerning the Index underlying components are available on [msci.com](http://msci.com)

## Management Process

The exposure to the Index will be achieved through an indirect replication by investing into financial derivatives instruments delivering the performance of the Index in exchange for the performance of the assets held by the sub-fund.

The sub-fund does not integrate sustainability risks nor take into account principal adverse impact of investments on sustainability factors in its investment process as its objective is to replicate as closely as possible the performance of a benchmark that does not take into consideration such risks in its methodology.

The Sub-Fund does not integrate a consideration of environmentally sustainable economic activities (as prescribed in the Taxonomy Regulation) in its management process. Therefore, for the purpose of the Taxonomy Regulation, it should be noted that the investments underlying the Sub-Fund do not take into account the EU criteria for environmentally sustainable economic activities.

**German Investment Tax Act** : At least 90% of the sub-fund's net asset value is continuously invested in equities listed on a stock exchange or traded on an organized market. For the sake of clarity investments in Real Estate Investment Trusts (as such term is defined by the German Ministry of Finance) and UCITS or UCIs are not included in this percentage.

### Tracking Error

The tracking error measures the volatility of the difference between the return of the sub-fund and the return of the Index. In normal market conditions, it is anticipated that the sub-fund will track the performance of the Index with a tracking error of up to 1%. The return, used to compute the tracking error of the sub-fund, is determined before taking into account any swing pricing mechanism.

### Techniques and instruments on securities and Derivatives

Derivatives are integral to the sub-fund's investment strategies. The sub-fund will swap the performance of the assets held by the sub-fund for that of the Index through a derivative contract or total return swap. For further information please refer to sections "Techniques and Instruments on Securities Financing Transactions" and "Replication Methods for Index and UCITS ETF sub-funds" of this prospectus.

The maximum and expected proportions of the sub-fund's assets that can be subject to SFT and TRS are disclosed in the table "USE OF SECURITIES FINANCING TRANSACTIONS AND TOTAL RETURN SWAPS."

**Sub-fund base currency** : Euro

### Investment Manager

Amundi Asset Management

## Main Risks

See "Risk Descriptions" for more information.

### Risks of ordinary market conditions

The Fund has high volatility due to its exposure to equity markets

Currency	Investment fund
Derivatives	Management
Equity	Market
Index replication	Style
Indirect replication	Sustainability

### Risks of unusual market conditions

Counterparty	Liquidity
Operational	Standard practices

### Risk management method

Commitment

## Planning Your Investment

Designed for Investors who understand the risks of the sub-fund and plan to invest for at least 5 years.

The sub-fund may appeal to investors who:

- are interested in investment growth in the long term
- are looking to replicate the performance of the Index while accepting its associated risks and volatility

**Business day** Any day that is a day when Euronext Paris is fully open.

**Transaction Day** Requests received and accepted by 17:00 CET on a Business day will ordinarily be processed on the NAV of the first business day (including the business day when the relevant requests are received). Transaction settlement will occur within two Business days after the relevant transaction day.

In addition, technical net asset values ("T-NAV") may be calculated and published for any calendar day (excluding Saturdays and Sundays) that is neither a business day nor a transaction day. These T-NAV are merely indicative and will not be the basis for purchasing, switching, redeeming and/or transferring shares.

**NAV publication Day :** Transaction Day +1

**Switching in/out** Permitted

## MAIN SHARE CLASSES AND FEES

Share class	Currency	Min initial Investment*	Fees for share transactions		Annual fees	
			Purchase (max)	Switch (max)	Management (max)	Administration (max)
UCITS ETF - EUR	EUR	USD 1,000,000	3.00%	1.00%	0.25%	0.10%

See section "Notes on sub-fund Costs" in the prospectus. Other share classes may be available. For a current listing of available classes, go to [amundi.lu/amundi-index-solutions](http://amundi.lu/amundi-index-solutions)

\* Those minimums are applied in USD or in the equivalent amount, in the relevant share class currency.

## Index provider disclaimer

AMUNDI MSCI EUROPE GROWTH (THE "SUB-FUND") IS NOT SPONSORED, ENDORSED, SOLD OR PROMOTED BY MSCI INC. ("MSCI"), ANY OF ITS AFFILIATES, ANY OF ITS INFORMATION PROVIDERS OR ANY THIRD PARTY INVOLVED IN, OR RELATED TO, COMPILING OR CREATING ANY MSCI INDEX (COLLECTIVELY, THE "MSCI PARTIES"). THE MSCI INDICES ARE THE EXCLUSIVE PROPERTY OF MSCI AND ARE SERVICE MARKS OF MSCI OR ITS AFFILIATES. THE MSCI INDICES HAVE BEEN LICENSED FOR USE FOR CERTAIN PURPOSES BY AMUNDI. NONE OF THE MSCI PARTIES MAKES ANY REPRESENTATION OR WARRANTY, EXPRESS OR IMPLIED, TO THE ISSUER OR OWNERS OF THIS SUB-FUND OR ANY OTHER PERSON OR ENTITY REGARDING THE ADVISABILITY OF INVESTING IN SUB-FUNDS GENERALLY OR IN THIS PARTICULAR SUB-FUND OR THE ABILITY OF ANY MSCI INDEX TO TRACK CORRESPONDING STOCK MARKET PERFORMANCE. MSCI OR ITS AFFILIATES ARE THE LICENSORS OF CERTAIN TRADEMARKS, SERVICE MARKS AND TRADE NAMES AND OF THE MSCI INDICES WHICH ARE DETERMINED, COMPOSED AND CALCULATED BY MSCI WITHOUT REGARD TO AMUNDI OR THIS SUB-FUND OR THIS SUB-FUND'S UNITHOLDERS OR ANY OTHER PERSON OR ENTITY.

NONE OF THE MSCI PARTIES HAS ANY OBLIGATION TO TAKE THE NEEDS OF THE AMUNDI, THIS SUB-FUND'S UNITHOLDERS OR ANY OTHER PERSON OR ENTITY INTO CONSIDERATION IN DETERMINING, COMPOSING OR CALCULATING THE MSCI INDICES. NONE OF THE MSCI PARTIES IS RESPONSIBLE FOR OR HAS PARTICIPATED IN DETERMINATION OF THE TIMING OF, PRICES AT, OR QUANTITIES OF THIS SUB-FUND TO BE ISSUED OR IN THE DETERMINATION OR CALCULATION OF THE EQUATION BY OR THE CONSIDERATION INTO WHICH THIS SUB-FUND IS REDEEMABLE. FURTHERMORE, NONE OF THE MSCI PARTIES HAS ANY OBLIGATION OR LIABILITY TO THE ISSUER OR OWNERS OF THIS SUB-FUND OR ANY OTHER PERSON OR ENTITY IN CONNECTION WITH THE ADMINISTRATION, MARKETING OR OFFERING OF THIS SUB-FUND.

ALTHOUGH MSCI SHALL OBTAIN INFORMATION FOR INCLUSION IN OR FOR USE IN THE CALCULATION OF THE MSCI INDICES FROM SOURCES THAT MSCI CONSIDERS RELIABLE, NONE OF THE MSCI PARTIES WARRANTS OR GUARANTEES THE ORIGINALITY, ACCURACY AND/OR THE COMPLETENESS OF ANY MSCI INDEX OR ANY DATA INCLUDED THEREIN. NONE OF THE MSCI PARTIES MAKES ANY WARRANTY, EXPRESS OR IMPLIED, AS TO RESULTS TO BE OBTAINED BY THE ISSUER OF THE SUB-FUND, OWNERS OF THE SUB-FUND, OR ANY OTHER PERSON OR ENTITY, FROM THE USE OF ANY MSCI INDEX OR ANY DATA INCLUDED THEREIN. NONE OF THE MSCI PARTIES SHALL HAVE ANY LIABILITY FOR ANY ERRORS, OMISSIONS OR INTERRUPTIONS OF OR IN CONNECTION WITH ANY MSCI INDEX OR ANY DATA INCLUDED THEREIN. FURTHERMORE, NONE OF THE MSCI PARTIES MAKES ANY EXPRESS OR IMPLIED WARRANTIES OF ANY KIND, AND THE MSCI PARTIES HEREBY EXPRESSLY DISCLAIM ALL WARRANTIES OF MERCHANTABILITY AND FITNESS FOR A PARTICULAR PURPOSE, WITH RESPECT TO EACH MSCI INDEX AND ANY DATA INCLUDED THEREIN. WITHOUT LIMITING ANY OF THE FOREGOING, IN NO EVENT SHALL ANY OF THE MSCI PARTIES HAVE ANY LIABILITY FOR ANY DIRECT, INDIRECT, SPECIAL, PUNITIVE, CONSEQUENTIAL OR ANY OTHER DAMAGES (INCLUDING LOST PROFITS) EVEN IF NOTIFIED OF THE POSSIBILITY OF SUCH DAMAGES.

# AMUNDI MSCI EUROPE HIGH DIVIDEND FACTOR

## Objective and Investment Policy

### Objective

To track the performance of MSCI Europe High Dividend Yield Index (the "Index"), and to minimize the tracking error between the net asset value of the sub-fund and the performance of the Index.

### Index Description

- General description of the Index

MSCI Europe High Dividend Yield Index is an equity index representative of leading securities traded in the markets of the European countries with the highest dividend yields in their respective developed countries (as define in the index methodology).

The Index is a Net Total Return Index : dividends net of tax paid by the index constituents are included in the Index return.

- Index currency: US Dollar

- Index Composition

The MSCI Europe High Dividend Yield Index is a sub-category of the MSCI Europe index.

According to the MSCI methodology the investment universe of the MSCI Europe index aims at covering approximately 85% (+/-5%) of the underlying markets float-adjusted market capitalization.

The index is designed to reflect the performance of equities in the MSCI Europe index (excluding REITs) with higher dividend income and quality characteristics than average dividend yields that are both sustainable and persistent.

Each stock of the Index is weighted according to the free float-adjusted market capitalization.

- Index Revision

The Index rebalancing is planned semi-annually.

- Index Publication

The Index is calculated and published by MSCI("MSCI").

MSCI official indices are calculated using:

- the official closing prices of the stock exchanges on which the component securities are traded;
- the WM Reuters closing (16:00 GMT) exchange rates.

MSCI Europe High Dividend Yield Index value is available via Bloomberg. At the date of the prospectus, the ticker is: M1EUHDVD

The performance tracked is the closing price of the MSCI Europe High Dividend Yield Index.

MSCI index methodology, composition, revision rules and additional information concerning the Index underlying components are available on [msci.com](http://msci.com)

## Management Process

The exposure to the Index will be achieved through an indirect replication by investing into financial derivatives instruments delivering the performance of the Index in exchange for the performance of the assets held by the sub-fund.

The sub-fund does not integrate sustainability risks nor take into account principal adverse impact of investments on sustainability factors in its investment process as its objective is to replicate as closely as possible the performance of a benchmark that does not take into consideration such risks in its methodology.

The Sub-Fund does not integrate a consideration of environmentally sustainable economic activities (as prescribed in the Taxonomy Regulation) in its management process. Therefore, for the purpose of the Taxonomy Regulation, it should be noted that the investments underlying the Sub-Fund do not take into account the EU criteria for environmentally sustainable economic activities.

**German Investment Tax Act** : At least 90% of the sub-fund's net asset value is continuously invested in equities listed on a stock exchange or traded on an organized market. For the sake of clarity investments in Real Estate Investment Trusts (as such term is defined by the German Ministry of Finance) and UCITS or UCIs are not included in this percentage.

### Tracking Error

The tracking error measures the volatility of the difference between the return of the sub-fund and the return of the Index. In normal market conditions, it is anticipated that the sub-fund will track the performance of the Index with a tracking error of up to 1%. The return, used to compute the tracking error of the sub-fund, is determined before taking into account any swing pricing mechanism.

### Techniques and instruments on securities and Derivatives

Derivatives are integral to the sub-fund's investment strategies. The sub-fund will swap the performance of the assets held by the sub-fund for that of the Index through a derivative contract or total return swap. For further information please refer to sections "Techniques and Instruments on Securities Financing Transactions" and "Replication Methods for Index and UCITS ETF sub-funds" of this prospectus.

The maximum and expected proportions of the sub-fund's assets that can be subject to SFT and TRS are disclosed in the table "USE OF SECURITIES FINANCING TRANSACTIONS AND TOTAL RETURN SWAPS."

**Sub-fund base currency** : Euro

### Investment Manager

Amundi Asset Management

## Main Risks

See "Risk Descriptions" for more information.

### Risks of ordinary market conditions

The Fund has high volatility due to its exposure to equity markets

Currency	Investment fund
Derivatives	Management
Equity	Market
Index replication	Style
Indirect replication	Sustainability

### Risks of unusual market conditions

Counterparty	Liquidity
Operational	Standard practices

### Risk management method

Commitment

## Planning Your Investment

Designed for Investors who understand the risks of the sub-fund and plan to invest for at least 5 years.

The sub-fund may appeal to investors who:

- are interested in investment growth in the long term
- are looking to replicate the performance of the Index while accepting its associated risks and volatility

**Business day** Any day that is a day when Euronext Paris is fully open.

**Transaction Day** Requests received and accepted by 17:00 CET on a Business day will ordinarily be processed on the NAV of the first business day (including the business day when the relevant requests are received). Transaction settlement will occur within two Business days after the relevant transaction day.

In addition, technical net asset values ("T-NAV") may be calculated and published for any calendar day (excluding Saturdays and Sundays) that is neither a business day nor a transaction day. These T-NAV are merely indicative and will not be the basis for purchasing, switching, redeeming and/or transferring shares.

**NAV publication Day :** Transaction Day +1

**Switching in/out** Permitted

## MAIN SHARE CLASSES AND FEES

Share class	Currency	Min initial Investment*	Fees for share transactions		Annual fees	
			Purchase (max)	Switch (max)	Management (max)	Administration (max)
UCITS ETF - EUR	EUR	USD 1,000,000	3.00%	1.00%	0.13%	0.10%

See section "Notes on sub-fund Costs" in the prospectus. Other share classes may be available. For a current listing of available classes, go to [amundi.lu/amundi-index-solutions](http://amundi.lu/amundi-index-solutions)

\* Those minimums are applied in USD or in the equivalent amount, in the relevant share class currency.

## Index provider disclaimer

AMUNDI MSCI EUROPE HIGH DIVIDEND FACTOR (THE "SUB-FUND") IS NOT SPONSORED, ENDORSED, SOLD OR PROMOTED BY MSCI INC. ("MSCI"), ANY OF ITS AFFILIATES, ANY OF ITS INFORMATION PROVIDERS OR ANY THIRD PARTY INVOLVED IN, OR RELATED TO, COMPILING OR CREATING ANY MSCI INDEX (COLLECTIVELY, THE "MSCI PARTIES"). THE MSCI INDICES ARE THE EXCLUSIVE PROPERTY OF MSCI AND ARE SERVICE MARKS OF MSCI OR ITS AFFILIATES. THE MSCI INDICES HAVE BEEN LICENSED FOR USE FOR CERTAIN PURPOSES BY AMUNDI. NONE OF THE MSCI PARTIES MAKES ANY REPRESENTATION OR WARRANTY, EXPRESS OR IMPLIED, TO THE ISSUER OR OWNERS OF THIS SUB-FUND OR ANY OTHER PERSON OR ENTITY REGARDING THE ADVISABILITY OF INVESTING IN SUB-FUNDS GENERALLY OR IN THIS PARTICULAR SUB-FUND OR THE ABILITY OF ANY MSCI INDEX TO TRACK CORRESPONDING STOCK MARKET PERFORMANCE. MSCI OR ITS AFFILIATES ARE THE LICENSORS OF CERTAIN TRADEMARKS, SERVICE MARKS AND TRADE NAMES AND OF THE MSCI INDICES WHICH ARE DETERMINED, COMPOSED AND CALCULATED BY MSCI WITHOUT REGARD TO AMUNDI OR THIS SUB-FUND OR THIS SUB-FUND'S UNITHOLDERS OR ANY OTHER PERSON OR ENTITY.

NONE OF THE MSCI PARTIES HAS ANY OBLIGATION TO TAKE THE NEEDS OF THE AMUNDI, THIS SUB-FUND'S UNITHOLDERS OR ANY OTHER PERSON OR ENTITY INTO CONSIDERATION IN DETERMINING, COMPOSING OR CALCULATING THE MSCI INDICES. NONE OF THE MSCI PARTIES IS RESPONSIBLE FOR OR HAS PARTICIPATED IN DETERMINATION OF THE TIMING OF, PRICES AT, OR QUANTITIES OF THIS SUB-FUND TO BE ISSUED OR IN THE DETERMINATION OR CALCULATION OF THE EQUATION BY OR THE CONSIDERATION INTO WHICH THIS SUB-FUND IS REDEEMABLE. FURTHERMORE, NONE OF THE MSCI PARTIES HAS ANY OBLIGATION OR LIABILITY TO THE ISSUER OR OWNERS OF THIS SUB-FUND OR ANY OTHER PERSON OR ENTITY IN CONNECTION WITH THE ADMINISTRATION, MARKETING OR OFFERING OF THIS SUB-FUND.

ALTHOUGH MSCI SHALL OBTAIN INFORMATION FOR INCLUSION IN OR FOR USE IN THE CALCULATION OF THE MSCI INDICES FROM SOURCES THAT MSCI CONSIDERS RELIABLE, NONE OF THE MSCI PARTIES WARRANTS OR GUARANTEES THE ORIGINALITY, ACCURACY AND/OR THE COMPLETENESS OF ANY MSCI INDEX OR ANY DATA INCLUDED THEREIN. NONE OF THE MSCI PARTIES MAKES ANY WARRANTY, EXPRESS OR IMPLIED, AS TO RESULTS TO BE OBTAINED BY THE ISSUER OF THE SUB-FUND, OWNERS OF THE SUB-FUND, OR ANY OTHER PERSON OR ENTITY, FROM THE USE OF ANY MSCI INDEX OR ANY DATA INCLUDED THEREIN. NONE OF THE MSCI PARTIES SHALL HAVE ANY LIABILITY FOR ANY ERRORS, OMISSIONS OR INTERRUPTIONS OF OR IN CONNECTION WITH ANY MSCI INDEX OR ANY DATA INCLUDED THEREIN. FURTHERMORE, NONE OF THE MSCI PARTIES MAKES ANY EXPRESS OR IMPLIED WARRANTIES OF ANY KIND, AND THE MSCI PARTIES HEREBY EXPRESSLY DISCLAIM ALL WARRANTIES OF MERCHANTABILITY AND FITNESS FOR A PARTICULAR PURPOSE, WITH RESPECT TO EACH MSCI INDEX AND ANY DATA INCLUDED THEREIN. WITHOUT LIMITING ANY OF THE FOREGOING, IN NO EVENT SHALL ANY OF THE MSCI PARTIES HAVE ANY LIABILITY FOR ANY DIRECT, INDIRECT, SPECIAL, PUNITIVE, CONSEQUENTIAL OR ANY OTHER DAMAGES (INCLUDING LOST PROFITS) EVEN IF NOTIFIED OF THE POSSIBILITY OF SUCH DAMAGES.

# AMUNDI MSCI EUROPE MINIMUM VOLATILITY FACTOR

## Objective and Investment Policy

### Objective

To track the performance of MSCI Europe Minimum Volatility Index ("the Index"), and to minimize the tracking error between the net asset value of the sub-fund and the performance of the Index.

### Index Description

- General description of the Index

MSCI Europe Minimum Volatility Index is an equity index representative of a portfolio of equities in the MSCI Europe index, selected to obtain the lowest possible absolute volatility of the portfolio while respecting the predefined risk diversification requirements (such as, for example, minimum and maximum weightings of securities, sectors and/or countries compared to the MSCI Europe index). Portfolio volatility is a measure of the risk, consisting of quantifying the amplitude of the variations of the value of the portfolio both to the upside and to the downside over a given period. Accordingly, the higher the volatility, the more the investment in this portfolio will be considered as risky and the more the risk of loss and/or expectation of gain will be significant. Low volatility nevertheless is not synonymous with risk-free investment.

The Index is a Net Total Return Index : dividends net of tax paid by the index constituents are included in the Index return.

- Index currency: Euro
- Index Composition

The MSCI Europe Minimum Volatility Index is composed of stocks in the MSCI Europe index. These equities are selected based on a systematic quantitative optimisation technique carried out in the two steps described below.

According to the MSCI methodology the investment universe of the MSCI Europe index aims at covering approximately 85% (+/-5%) of the underlying market's float-adjusted market capitalization.

The construction of the MSCI Europe Minimum Volatility Index is a two-step process:

1. Determination of a series of risk diversification requirements such as the minimum and maximum weightings applicable to each security, to each sector and each country in order to obtain a portfolio structure that is similar to that of the MSCI Europe index;
2. Selection and weighting of the stocks in the portfolio using the systematic quantitative optimisation matrix for the portfolio (use of the Barra Optimizer model) that takes into account:
  - the absolute historical volatility of the equities,
  - the risk diversification requirements, and
  - a matrix with the correlations of the components of the MSCI Europe index.

- Index Revision

The Index rebalancing is planned semi-annually.

- Index Publication

The Index is calculated and published by MSCI ("MSCI").

MSCI official indices are calculated using:

- the official closing prices of the stock exchanges on which the component securities are traded;
- the WM Reuters closing (16:00 GMT) exchange rates.

MSCI Europe Minimum Volatility Index value is available via Bloomberg. At the date of the prospectus, the ticker is: MAEUVOE

The performance tracked is the closing price of the MSCI Europe Minimum Volatility Index.

MSCI index methodology, composition, revision rules and additional information concerning the Index underlying components are available on [msci.com](https://www.msci.com)

## Management Process

The exposure to the Index will be achieved through an Indirect Replication by investing into financial derivatives instruments delivering the performance of the Index in exchange for the performance of the assets held by the sub-fund.

The sub-fund does not integrate sustainability risks nor take into account principal adverse impact of investments on sustainability factors in its investment process as its objective is to replicate as closely as possible the performance of a benchmark that does not take into consideration such risks in its methodology.

The Sub-Fund does not integrate a consideration of environmentally sustainable economic activities (as prescribed in the Taxonomy Regulation) in its management process. Therefore, for the purpose of the Taxonomy Regulation, it should be noted that the investments underlying the Sub-Fund do not take into account the EU criteria for environmentally sustainable economic activities.

**German Investment Tax Act** : At least 90% of the sub-fund's net asset value is continuously invested in equities listed on a stock exchange or traded on an organized market. For the sake of clarity investments in Real Estate Investment Trusts (as such term is defined by the German Ministry of Finance) and UCITS or UCIs are not included in this percentage.

### Tracking Error

The tracking error measures the volatility of the difference between the return of the sub-fund and the return of the Index. In normal market conditions, it is anticipated that the sub-fund will track the performance of the Index with a tracking error of up to 1%. The return, used to compute the tracking error of the sub-fund, is determined before taking into account any swing pricing mechanism.

### Techniques and instruments on securities and Derivatives

Derivatives are integral to the sub-fund's investment strategies. The sub-fund will swap the performance of the assets held by the sub-fund for that of the Index through a derivative contract or total return swap. For further information please refer to sections "Techniques and Instruments on Securities Financing Transactions" and "Replication Methods for Index and UCITS ETF sub-funds" of this prospectus.

The maximum and expected proportions of the sub-fund's assets that can be subject to SFT and TRS are disclosed in the table "USE OF SECURITIES FINANCING TRANSACTIONS AND TOTAL RETURN SWAPS".

**Sub-fund base currency** : Euro

### Investment Manager

Amundi Asset Management

## Main Risks

See "Risk Descriptions" for more information.

### Risks of ordinary market conditions

Currency	Investment fund
Derivatives	Management
Equity	Market
Index replication	Style
Indirect replication	Sustainability

### Risks of unusual market conditions

Counterparty	Liquidity
Operational	Standard practices

**Risk management method**                      Commitment



## Planning Your Investment

Designed for Investors who understand the risks of the sub-fund and plan to invest for at least 5 years.

The sub-fund may appeal to investors who:

- are interested in investment growth in the long term
- are looking to replicate the performance of the Index while accepting its associated risks and volatility

**Business day** Any day that is a day when Euronext Paris is fully open.

**Transaction Day** Requests received and accepted by 17:00 CET on a Business day will ordinarily be processed on the NAV of the first business day (including the business day when the relevant requests are received). Transaction settlement will occur within two Business days after the relevant transaction day.

In addition, technical net asset values ("T-NAV") may be calculated and published for any calendar day (excluding Saturdays and Sundays) that is neither a business day nor a transaction day. These T-NAV are merely indicative and will not be the basis for purchasing, switching, redeeming and/or transferring shares.

**NAV publication Day :** Transaction Day +1

**Switching in/out** Permitted

## MAIN SHARE CLASSES AND FEES

Share class	Currency	Min initial Investment*	Fees for share transactions		Annual fees	
			Purchase (max)	Switch (max)	Management (max)	Administration (max)
UCITS ETF - EUR	EUR	USD 1,000,000	3.00%	1.00%	0.13%	0.10%

See section "Notes on sub-fund Costs" in the prospectus. Other share classes may be available. For a current listing of available classes, go to [amundi.lu/amundi-index-solutions](http://amundi.lu/amundi-index-solutions)

\* Those minimums are applied in USD or in the equivalent amount, in the relevant share class currency.

## Index provider disclaimer

AMUNDI MSCI EUROPE MINIMUM VOLATILITY FACTOR (THE "SUB-FUND") IS NOT SPONSORED, ENDORSED, SOLD OR PROMOTED BY MSCI INC. ("MSCI"), ANY OF ITS AFFILIATES, ANY OF ITS INFORMATION PROVIDERS OR ANY THIRD PARTY INVOLVED IN, OR RELATED TO, COMPILING OR CREATING ANY MSCI INDEX (COLLECTIVELY, THE "MSCI PARTIES"). THE MSCI INDICES ARE THE EXCLUSIVE PROPERTY OF MSCI AND ARE SERVICE MARKS OF MSCI OR ITS AFFILIATES. THE MSCI INDICES HAVE BEEN LICENSED FOR USE FOR CERTAIN PURPOSES BY AMUNDI. NONE OF THE MSCI PARTIES MAKES ANY REPRESENTATION OR WARRANTY, EXPRESS OR IMPLIED, TO THE ISSUER OR OWNERS OF THIS SUB-FUND OR ANY OTHER PERSON OR ENTITY REGARDING THE ADVISABILITY OF INVESTING IN SUB-FUNDS GENERALLY OR IN THIS PARTICULAR SUB-FUND OR THE ABILITY OF ANY MSCI INDEX TO TRACK CORRESPONDING STOCK MARKET PERFORMANCE. MSCI OR ITS AFFILIATES ARE THE LICENSORS OF CERTAIN TRADEMARKS, SERVICE MARKS AND TRADE NAMES AND OF THE MSCI INDICES WHICH ARE DETERMINED, COMPOSED AND CALCULATED BY MSCI WITHOUT REGARD TO AMUNDI OR THIS SUB-FUND OR THIS SUB-FUND'S UNITHOLDERS OR ANY OTHER PERSON OR ENTITY.

NONE OF THE MSCI PARTIES HAS ANY OBLIGATION TO TAKE THE NEEDS OF THE AMUNDI, THIS SUB-FUND'S UNITHOLDERS OR ANY OTHER PERSON OR ENTITY INTO CONSIDERATION IN DETERMINING, COMPOSING OR CALCULATING THE MSCI INDICES. NONE OF THE MSCI PARTIES IS RESPONSIBLE FOR OR HAS PARTICIPATED IN DETERMINATION OF THE TIMING OF, PRICES AT, OR QUANTITIES OF THIS SUB-FUND TO BE ISSUED OR IN THE DETERMINATION OR CALCULATION OF THE EQUATION BY OR THE CONSIDERATION INTO WHICH THIS SUB-FUND IS REDEEMABLE. FURTHERMORE, NONE OF THE MSCI PARTIES HAS ANY OBLIGATION OR LIABILITY TO THE ISSUER OR OWNERS OF THIS SUB-FUND OR ANY OTHER PERSON OR ENTITY IN CONNECTION WITH THE ADMINISTRATION, MARKETING OR OFFERING OF THIS SUB-FUND.

ALTHOUGH MSCI SHALL OBTAIN INFORMATION FOR INCLUSION IN OR FOR USE IN THE CALCULATION OF THE MSCI INDICES FROM SOURCES THAT MSCI CONSIDERS RELIABLE, NONE OF THE MSCI PARTIES WARRANTS OR GUARANTEES THE ORIGINALITY, ACCURACY AND/OR THE COMPLETENESS OF ANY MSCI INDEX OR ANY DATA INCLUDED THEREIN. NONE OF THE MSCI PARTIES MAKES ANY WARRANTY, EXPRESS OR IMPLIED, AS TO RESULTS TO BE OBTAINED BY THE ISSUER OF THE SUB-FUND, OWNERS OF THE SUB-FUND, OR ANY OTHER PERSON OR ENTITY, FROM THE USE OF ANY MSCI INDEX OR ANY DATA INCLUDED THEREIN. NONE OF THE MSCI PARTIES SHALL HAVE ANY LIABILITY FOR ANY ERRORS, OMISSIONS OR INTERRUPTIONS OF OR IN CONNECTION WITH ANY MSCI INDEX OR ANY DATA INCLUDED THEREIN. FURTHERMORE, NONE OF THE MSCI PARTIES MAKES ANY EXPRESS OR IMPLIED WARRANTIES OF ANY KIND, AND THE MSCI PARTIES HEREBY EXPRESSLY DISCLAIM ALL WARRANTIES OF MERCHANTABILITY AND FITNESS FOR A PARTICULAR PURPOSE, WITH RESPECT TO EACH MSCI INDEX AND ANY DATA INCLUDED THEREIN. WITHOUT LIMITING ANY OF THE FOREGOING, IN NO EVENT SHALL ANY OF THE MSCI PARTIES HAVE ANY LIABILITY FOR ANY DIRECT, INDIRECT, SPECIAL, PUNITIVE, CONSEQUENTIAL OR ANY OTHER DAMAGES (INCLUDING LOST PROFITS) EVEN IF NOTIFIED OF THE POSSIBILITY OF SUCH DAMAGES.

# AMUNDI MSCI EUROPE MOMENTUM FACTOR

## Objective and Investment Policy

### Objective

To track the performance of MSCI Europe Momentum Index (the "Index"), and to minimize the tracking error between the net asset value of the sub-fund and the performance of the Index.

### Index Description

- General description of the Index

MSCI Europe Momentum Index is an equity index representative of securities from European developed countries (as defined in the index methodology) that have posted the best performances over the 6 and 12 months preceding the last rebalancing date of the index.

The Index is a Net Total Return Index : dividends net of tax paid by the index constituents are included in the Index return.

- Index currency: Euro
- Index Composition

The MSCI Europe Momentum Index is a sub-category of the MSCI Europe Index.

According to the MSCI methodology the investment universe of the MSCI Europe index aims at covering approximately 85% (+/-5%) of the underlying markets float-adjusted market capitalization.

Equities included in the MSCI Europe Momentum Index are selected on the basis of a strategy of holding the securities that have posted the best performances over the 6 and 12 months preceding the last rebalancing date of the index, considering that the rise in the price of these securities tends to continue in the short-term, typically over 6 to 12 months. However, any potential outperformances of the MSCI Europe Momentum Index compared to the MSCI Europe Index are not guaranteed.

Each security is given momentum scores and is then placed into the momentum index. Each stock of the Index is weighted according to the free float-adjusted market capitalization and its momentum score.

No security may have a weighting of more than 5% on each rebalancing date.

- Index Revision

The Index rebalancing is planned semi-annually.

- Index Publication

The Index is calculated and published by MSCI("MSCI").

MSCI official indices are calculated using:

- the official closing prices of the stock exchanges on which the component securities are traded;
- the WM Reuters closing (16:00 GMT) exchange rates.

MSCI Europe Momentum Index value is available via Bloomberg. At the date of the prospectus, the ticker is: MAEUMMT

The performance tracked is the closing price of the MSCI Europe Momentum Index.

MSCI index methodology, composition, revision rules and additional information concerning the Index underlying components are available on [msci.com](http://msci.com)

## Management Process

The exposure to the Index will be achieved through an indirect replication by investing into financial derivatives instruments delivering the performance of the Index in exchange for the performance of the assets held by the sub-fund.

The sub-fund does not integrate sustainability risks nor take into account principal adverse impact of investments on sustainability factors in its investment process as its objective is to replicate as closely as possible the performance of a benchmark that does not take into consideration such risks in its methodology.

The Sub-Fund does not integrate a consideration of environmentally sustainable economic activities (as prescribed in the Taxonomy Regulation) in its management process. Therefore, for the purpose of the Taxonomy Regulation, it should be noted that the investments underlying the Sub-Fund do not take into account the EU criteria for environmentally sustainable economic activities.

**German Investment Tax Act** : At least 90% of the sub-fund's net asset value is continuously invested in equities listed on a stock exchange or traded on an organized market. For the sake of clarity investments in Real Estate Investment Trusts (as such term is defined by the German Ministry of Finance) and UCITS or UCIs are not included in this percentage.

### Tracking Error

The tracking error measures the volatility of the difference between the return of the sub-fund and the return of the Index. In normal market conditions, it is anticipated that the sub-fund will track the performance of the Index with a tracking error of up to 1%. The return, used to compute the tracking error of the sub-fund, is determined before taking into account any swing pricing mechanism.

### Techniques and instruments on securities and Derivatives

Derivatives are integral to the sub-fund's investment strategies. The sub-fund will swap the performance of the assets held by the sub-fund for that of the Index through a derivative contract or total return swap. For further information please refer to sections "Techniques and Instruments on Securities Financing Transactions" and "Replication Methods for Index and UCITS ETF sub-funds" of this prospectus.

The maximum and expected proportions of the sub-fund's assets that can be subject to SFT and TRS are disclosed in the table "USE OF SECURITIES FINANCING TRANSACTIONS AND TOTAL RETURN SWAPS".

**Sub-fund base currency** : Euro

### Investment Manager

Amundi Asset Management

## Main Risks

See "Risk Descriptions" for more information.

### Risks of ordinary market conditions

The Fund has high volatility due to its exposure to equity markets

Currency	Investment fund
Derivatives	Management
Equity	Market
Index replication	Style
Indirect replication	Sustainability

### Risks of unusual market conditions

Counterparty	Liquidity
Operational	Standard practices

### Risk management method

Commitment

## Planning Your Investment

Designed for Investors who understand the risks of the sub-fund and plan to invest for at least 5 years.

The sub-fund may appeal to investors who:

- are interested in investment growth in the long term
- are looking to replicate the performance of the Index while accepting its associated risks and volatility

**Business day** Any day that is a day when Euronext Paris is fully open.

**Transaction Day** Requests received and accepted by 17:00 CET on a Business day will ordinarily be processed on the NAV of the first business day (including the business day when the relevant requests are received). Transaction settlement will occur within two Business days after the relevant transaction day.

In addition, technical net asset values ("T-NAV") may be calculated and published for any calendar day (excluding Saturdays and Sundays) that is neither a business day nor a transaction day. These T-NAV are merely indicative and will not be the basis for purchasing, switching, redeeming and/or transferring shares.

**NAV publication Day :** Transaction Day +1

**Switching in/out** Permitted

## MAIN SHARE CLASSES AND FEES

Share class	Currency	Min initial Investment*	Fees for share transactions		Annual fees	
			Purchase (max)	Switch (max)	Management (max)	Administration (max)
UCITS ETF - EUR	EUR	USD 1,000,000	3.00%	1.00%	0.13%	0.10%

See section "Notes on sub-fund Costs" in the prospectus. Other share classes may be available. For a current listing of available classes, go to [amundi.lu/amundi-index-solutions](http://amundi.lu/amundi-index-solutions)

\* Those minimums are applied in USD or in the equivalent amount, in the relevant share class currency.

## Index provider disclaimer

AMUNDI MSCI EUROPE MOMENTUM FACTOR (THE "SUB-FUND") IS NOT SPONSORED, ENDORSED, SOLD OR PROMOTED BY MSCI INC. ("MSCI"), ANY OF ITS AFFILIATES, ANY OF ITS INFORMATION PROVIDERS OR ANY THIRD PARTY INVOLVED IN, OR RELATED TO, COMPILING OR CREATING ANY MSCI INDEX (COLLECTIVELY, THE "MSCI PARTIES"). THE MSCI INDICES ARE THE EXCLUSIVE PROPERTY OF MSCI AND ARE SERVICE MARKS OF MSCI OR ITS AFFILIATES. THE MSCI INDICES HAVE BEEN LICENSED FOR USE FOR CERTAIN PURPOSES BY AMUNDI. NONE OF THE MSCI PARTIES MAKES ANY REPRESENTATION OR WARRANTY, EXPRESS OR IMPLIED, TO THE ISSUER OR OWNERS OF THIS SUB-FUND OR ANY OTHER PERSON OR ENTITY REGARDING THE ADVISABILITY OF INVESTING IN SUB-FUNDS GENERALLY OR IN THIS PARTICULAR SUB-FUND OR THE ABILITY OF ANY MSCI INDEX TO TRACK CORRESPONDING STOCK MARKET PERFORMANCE. MSCI OR ITS AFFILIATES ARE THE LICENSORS OF CERTAIN TRADEMARKS, SERVICE MARKS AND TRADE NAMES AND OF THE MSCI INDICES WHICH ARE DETERMINED, COMPOSED AND CALCULATED BY MSCI WITHOUT REGARD TO AMUNDI OR THIS SUB-FUND OR THIS SUB-FUND'S UNITHOLDERS OR ANY OTHER PERSON OR ENTITY.

NONE OF THE MSCI PARTIES HAS ANY OBLIGATION TO TAKE THE NEEDS OF THE AMUNDI, THIS SUB-FUND'S UNITHOLDERS OR ANY OTHER PERSON OR ENTITY INTO CONSIDERATION IN DETERMINING, COMPOSING OR CALCULATING THE MSCI INDICES. NONE OF THE MSCI PARTIES IS RESPONSIBLE FOR OR HAS PARTICIPATED IN DETERMINATION OF THE TIMING OF, PRICES AT, OR QUANTITIES OF THIS SUB-FUND TO BE ISSUED OR IN THE DETERMINATION OR CALCULATION OF THE EQUATION BY OR THE CONSIDERATION INTO WHICH THIS SUB-FUND IS REDEEMABLE. FURTHERMORE, NONE OF THE MSCI PARTIES HAS ANY OBLIGATION OR LIABILITY TO THE ISSUER OR OWNERS OF THIS SUB-FUND OR ANY OTHER PERSON OR ENTITY IN CONNECTION WITH THE ADMINISTRATION, MARKETING OR OFFERING OF THIS SUB-FUND.

ALTHOUGH MSCI SHALL OBTAIN INFORMATION FOR INCLUSION IN OR FOR USE IN THE CALCULATION OF THE MSCI INDICES FROM SOURCES THAT MSCI CONSIDERS RELIABLE, NONE OF THE MSCI PARTIES WARRANTS OR GUARANTEES THE ORIGINALITY, ACCURACY AND/OR THE COMPLETENESS OF ANY MSCI INDEX OR ANY DATA INCLUDED THEREIN. NONE OF THE MSCI PARTIES MAKES ANY WARRANTY, EXPRESS OR IMPLIED, AS TO RESULTS TO BE OBTAINED BY THE ISSUER OF THE SUB-FUND, OWNERS OF THE SUB-FUND, OR ANY OTHER PERSON OR ENTITY, FROM THE USE OF ANY MSCI INDEX OR ANY DATA INCLUDED THEREIN. NONE OF THE MSCI PARTIES SHALL HAVE ANY LIABILITY FOR ANY ERRORS, OMISSIONS OR INTERRUPTIONS OF OR IN CONNECTION WITH ANY MSCI INDEX OR ANY DATA INCLUDED THEREIN. FURTHERMORE, NONE OF THE MSCI PARTIES MAKES ANY EXPRESS OR IMPLIED WARRANTIES OF ANY KIND, AND THE MSCI PARTIES HEREBY EXPRESSLY DISCLAIM ALL WARRANTIES OF MERCHANTABILITY AND FITNESS FOR A PARTICULAR PURPOSE, WITH RESPECT TO EACH MSCI INDEX AND ANY DATA INCLUDED THEREIN. WITHOUT LIMITING ANY OF THE FOREGOING, IN NO EVENT SHALL ANY OF THE MSCI PARTIES HAVE ANY LIABILITY FOR ANY DIRECT, INDIRECT, SPECIAL, PUNITIVE, CONSEQUENTIAL OR ANY OTHER DAMAGES (INCLUDING LOST PROFITS) EVEN IF NOTIFIED OF THE POSSIBILITY OF SUCH DAMAGES.

# AMUNDI MSCI EUROPE QUALITY FACTOR

## Objective and Investment Policy

### Objective

To track the performance of MSCI Europe Quality Index (the "Index"), and to minimize the tracking error between the net asset value of the sub-fund and the performance of the Index.

### Index Description

- General description of the Index

MSCI Europe Quality Index is an equity index representative of securities traded in the major stock markets of developed European countries (as defined in the index methodology) with a long-term quality growth potential.

The Index is a Net Total Return Index : dividends net of tax paid by the index constituents are included in the Index return.

- Index currency: Euro
- Index Composition

The MSCI Europe Quality Index is a sub-category of the MSCI Europe index. According to the MSCI methodology the investment universe of the MSCI Europe index aims at covering approximately 85% (+/-5%) of the underlying markets float-adjusted market capitalization.

The index aims to capture the performance of quality growth stocks by identifying stocks with high quality scores based on three main fundamental variables: high return on equity (ROE), stable year-over-year earnings growth and low financial leverage. However, any potential outperformances of the MSCI Europe Quality index compared to the MSCI Europe Index over the long term are not guaranteed. A score is also calculated for each security using these criteria.

The securities are weighted according to their market capitalisation and their score.

- Index Revision

The Index rebalancing is planned semi-annually.

- Index Publication

The Index is calculated and published by MSCI("MSCI").

MSCI official indices are calculated using:

- the official closing prices of the stock exchanges on which the component securities are traded;
- the WM Reuters closing (16:00 GMT) exchange rates.

MSCI Europe Quality Index value is available via Bloomberg. At the date of the prospectus, the ticker is: M7EUQU

The performance tracked is the closing price of the MSCI Europe Quality Index.

MSCI index methodology, composition, revision rules and additional information concerning the Index underlying components are available on [msci.com](http://msci.com)

## Management Process

The exposure to the Index will be achieved through an indirect replication by investing into financial derivatives instruments delivering the performance of the Index in exchange for the performance of the assets held by the sub-fund.

The sub-fund does not integrate sustainability risks nor take into account principal adverse impact of investments on sustainability factors in its investment process as its objective is to replicate as closely as possible the performance of a benchmark that does not take into consideration such risks in its methodology.

The Sub-Fund does not integrate a consideration of environmentally sustainable economic activities (as prescribed in the Taxonomy Regulation) in its management process. Therefore, for the purpose of the Taxonomy Regulation, it should be noted that the investments underlying the Sub-Fund do not take into account the EU criteria for environmentally sustainable economic activities.

**German Investment Tax Act :** At least 90% of the sub-fund's net asset value is continuously invested in equities listed on a stock exchange or traded on an organized market. For the sake of clarity investments in Real Estate Investment Trusts (as such term is defined by the German Ministry of Finance) and UCITS or UCIs are not included in this percentage.

### Tracking Error

The tracking error measures the volatility of the difference between the return of the sub-fund and the return of the Index. In normal market conditions, it is anticipated that the sub-fund will track the performance of the Index with a tracking error of up to 1%. The return, used to compute the tracking error of the sub-fund, is determined before taking into account any swing pricing mechanism.

### Techniques and instruments on securities and Derivatives

Derivatives are integral to the sub-fund's investment strategies. The sub-fund will swap the performance of the assets held by the sub-fund for that of the Index through a derivative contract or total return swap. For further information please refer to sections "Techniques and Instruments on Securities Financing Transactions" and "Replication Methods for Index and UCITS ETF sub-funds" of this prospectus.

The maximum and expected proportions of the sub-fund's assets that can be subject to SFT and TRS are disclosed in the table "USE OF SECURITIES FINANCING TRANSACTIONS AND TOTAL RETURN SWAPS."

**Sub-fund base currency :** Euro

### Investment Manager

Amundi Asset Management

## Main Risks

See "Risk Descriptions" for more information.

### Risks of ordinary market conditions

The Fund has high volatility due to its exposure to equity markets

Currency	Investment fund
Derivatives	Management
Equity	Market
Index replication	Style
Indirect replication	Sustainability

### Risks of unusual market conditions

Counterparty	Liquidity
Operational	Standard practices

### Risk management method

Commitment

## Planning Your Investment

Designed for Investors who understand the risks of the sub-fund and plan to invest for at least 5 years.

The sub-fund may appeal to investors who:

- are interested in investment growth in the long term
- are looking to replicate the performance of the Index while accepting its associated risks and volatility

**Business day** Any day that is a day when Euronext Paris is fully open.

**Transaction Day** Requests received and accepted by 17:00 CET on a Business day will ordinarily be processed on the NAV of the first business day (including the business day when the relevant requests are received). Transaction settlement will occur within two Business days after the relevant transaction day.

In addition, technical net asset values ("T-NAV") may be calculated and published for any calendar day (excluding Saturdays and Sundays) that is neither a business day nor a transaction day. These T-NAV are merely indicative and will not be the basis for purchasing, switching, redeeming and/or transferring shares.

**NAV publication Day :** Transaction Day +1

**Switching in/out** Permitted

## MAIN SHARE CLASSES AND FEES

Share class	Currency	Min initial Investment*	Fees for share transactions		Annual fees	
			Purchase (max)	Switch (max)	Management (max)	Administration (max)
UCITS ETF - EUR	EUR	USD 1,000,000	3.00%	1.00%	0.13%	0.10%

See section "Notes on sub-fund Costs" in the prospectus. Other share classes may be available. For a current listing of available classes, go to [amundi.lu/amundi-index-solutions](http://amundi.lu/amundi-index-solutions)

\* Those minimums are applied in USD or in the equivalent amount, in the relevant share class currency.

## Index provider disclaimer

AMUNDI MSCI EUROPE QUALITY FACTOR (THE "SUB-FUND") IS NOT SPONSORED, ENDORSED, SOLD OR PROMOTED BY MSCI INC. ("MSCI"), ANY OF ITS AFFILIATES, ANY OF ITS INFORMATION PROVIDERS OR ANY THIRD PARTY INVOLVED IN, OR RELATED TO, COMPILING OR CREATING ANY MSCI INDEX (COLLECTIVELY, THE "MSCI PARTIES"). THE MSCI INDICES ARE THE EXCLUSIVE PROPERTY OF MSCI AND ARE SERVICE MARKS OF MSCI OR ITS AFFILIATES. THE MSCI INDICES HAVE BEEN LICENSED FOR USE FOR CERTAIN PURPOSES BY AMUNDI. NONE OF THE MSCI PARTIES MAKES ANY REPRESENTATION OR WARRANTY, EXPRESS OR IMPLIED, TO THE ISSUER OR OWNERS OF THIS SUB-FUND OR ANY OTHER PERSON OR ENTITY REGARDING THE ADVISABILITY OF INVESTING IN SUB-FUNDS GENERALLY OR IN THIS PARTICULAR SUB-FUND OR THE ABILITY OF ANY MSCI INDEX TO TRACK CORRESPONDING STOCK MARKET PERFORMANCE. MSCI OR ITS AFFILIATES ARE THE LICENSORS OF CERTAIN TRADEMARKS, SERVICE MARKS AND TRADE NAMES AND OF THE MSCI INDICES WHICH ARE DETERMINED, COMPOSED AND CALCULATED BY MSCI WITHOUT REGARD TO AMUNDI OR THIS SUB-FUND OR THIS SUB-FUND'S UNITHOLDERS OR ANY OTHER PERSON OR ENTITY.

NONE OF THE MSCI PARTIES HAS ANY OBLIGATION TO TAKE THE NEEDS OF THE AMUNDI, THIS SUB-FUND'S UNITHOLDERS OR ANY OTHER PERSON OR ENTITY INTO CONSIDERATION IN DETERMINING, COMPOSING OR CALCULATING THE MSCI INDICES. NONE OF THE MSCI PARTIES IS RESPONSIBLE FOR OR HAS PARTICIPATED IN DETERMINATION OF THE TIMING OF, PRICES AT, OR QUANTITIES OF THIS SUB-FUND TO BE ISSUED OR IN THE DETERMINATION OR CALCULATION OF THE EQUATION BY OR THE CONSIDERATION INTO WHICH THIS SUB-FUND IS REDEEMABLE. FURTHERMORE, NONE OF THE MSCI PARTIES HAS ANY OBLIGATION OR LIABILITY TO THE ISSUER OR OWNERS OF THIS SUB-FUND OR ANY OTHER PERSON OR ENTITY IN CONNECTION WITH THE ADMINISTRATION, MARKETING OR OFFERING OF THIS SUB-FUND.

ALTHOUGH MSCI SHALL OBTAIN INFORMATION FOR INCLUSION IN OR FOR USE IN THE CALCULATION OF THE MSCI INDICES FROM SOURCES THAT MSCI CONSIDERS RELIABLE, NONE OF THE MSCI PARTIES WARRANTS OR GUARANTEES THE ORIGINALITY, ACCURACY AND/OR THE COMPLETENESS OF ANY MSCI INDEX OR ANY DATA INCLUDED THEREIN. NONE OF THE MSCI PARTIES MAKES ANY WARRANTY, EXPRESS OR IMPLIED, AS TO RESULTS TO BE OBTAINED BY THE ISSUER OF THE SUB-FUND, OWNERS OF THE SUB-FUND, OR ANY OTHER PERSON OR ENTITY, FROM THE USE OF ANY MSCI INDEX OR ANY DATA INCLUDED THEREIN. NONE OF THE MSCI PARTIES SHALL HAVE ANY LIABILITY FOR ANY ERRORS, OMISSIONS OR INTERRUPTIONS OF OR IN CONNECTION WITH ANY MSCI INDEX OR ANY DATA INCLUDED THEREIN. FURTHERMORE, NONE OF THE MSCI PARTIES MAKES ANY EXPRESS OR IMPLIED WARRANTIES OF ANY KIND, AND THE MSCI PARTIES HEREBY EXPRESSLY DISCLAIM ALL WARRANTIES OF MERCHANTABILITY AND FITNESS FOR A PARTICULAR PURPOSE, WITH RESPECT TO EACH MSCI INDEX AND ANY DATA INCLUDED THEREIN. WITHOUT LIMITING ANY OF THE FOREGOING, IN NO EVENT SHALL ANY OF THE MSCI PARTIES HAVE ANY LIABILITY FOR ANY DIRECT, INDIRECT, SPECIAL, PUNITIVE, CONSEQUENTIAL OR ANY OTHER DAMAGES (INCLUDING LOST PROFITS) EVEN IF NOTIFIED OF THE POSSIBILITY OF SUCH DAMAGES.

# AMUNDI MSCI EUROPE VALUE FACTOR

## Objective and Investment Policy

### Objective

To track the performance of MSCI Europe Value Index (the "Index"), and to minimize the tracking error between the net asset value of the sub-fund and the performance of the Index.

### Index Description

- General description of the Index

MSCI Europe Value Index is an equity index representative of leading securities of European developed countries (as defined in the index methodology) exhibiting overall value style characteristics.

The Index is a Net Total Return Index : the dividends net of tax paid by the index constituents are included in the Index return.

- Index currency: Euro
- Index Composition

The MSCI Europe Value Index is a sub-category of the MSCI Europe index. According to the MSCI methodology the investment universe of the MSCI Europe index aims at covering approximately 85% (+/-5%) of the underlying markets float-adjusted market capitalization.

The MSCI Europe Value Index includes stocks of companies that are undervalued by the market in relation to the value of their assets and their profit growth; consequently there is potential for the fair value of the securities to rise.

The value investment style characteristics for index construction are defined using three variables: book value to price, 12-month forward earnings to price and dividend yield.

Each security is given value scores and is then placed into the value index. Each stock of the Index is weighted according to the free float-adjusted market capitalization and its value score.

- Index Revision

The Index rebalancing is planned semi-annually.

- Index Publication

The Index is calculated and published by MSCI("MSCI").

MSCI official indices are calculated using:

- the official closing prices of the stock exchanges on which the component securities are traded;
- the WM Reuters closing (16:00 GMT) exchange rates.

MSCI Europe Value Index value is available via Bloomberg. At the date of the prospectus, the ticker is: MSVEUNTR

The performance tracked is the closing price of the MSCI Europe Value Index.

MSCI index methodology, composition, revision rules and additional information concerning the Index underlying components are available on [msci.com](http://msci.com)

## Management Process

The exposure to the Index will be achieved through an indirect replication by investing into financial derivatives instruments delivering the performance of the Index in exchange for the performance of the assets held by the sub-fund.

The sub-fund does not integrate sustainability risks nor take into account principal adverse impact of investments on sustainability factors in its investment process as its objective is to replicate as closely as possible the performance of a benchmark that does not take into consideration such risks in its methodology.

The Sub-Fund does not integrate a consideration of environmentally sustainable economic activities (as prescribed in the Taxonomy Regulation) in its management process. Therefore, for the purpose of the Taxonomy Regulation, it should be noted that the investments underlying the Sub-Fund do not take into account the EU criteria for environmentally sustainable economic activities.

**German Investment Tax Act** : At least 90% of the sub-fund's net asset value is continuously invested in equities listed on a stock exchange or traded on an organized market. For the sake of clarity investments in Real Estate Investment Trusts (as such term is defined by the German Ministry of Finance) and UCITS or UCIs are not included in this percentage.

### Tracking Error

The tracking error measures the volatility of the difference between the return of the sub-fund and the return of the Index. In normal market conditions, it is anticipated that the sub-fund will track the performance of the Index with a tracking error of up to 1%. The return, used to compute the tracking error of the sub-fund, is determined before taking into account any swing pricing mechanism.

### Techniques and instruments on securities and Derivatives

Derivatives are integral to the sub-fund's investment strategies. The sub-fund will swap the performance of the assets held by the sub-fund for that of the Index through a derivative contract or total return swap. For further information please refer to sections "Techniques and Instruments on Securities Financing Transactions" and "Replication Methods for Index and UCITS ETF sub-funds" of this prospectus.

The maximum and expected proportions of the sub-fund's assets that can be subject to SFT and TRS are disclosed in the table "USE OF SECURITIES FINANCING TRANSACTIONS AND TOTAL RETURN SWAPS".

**Sub-fund base currency** : Euro

### Investment Manager

Amundi Asset Management

## Main Risks

See "Risk Descriptions" for more information.

### Risks of ordinary market conditions

The Fund has high volatility due to its exposure to equity markets

Currency	Investment fund
Derivatives	Management
Equity	Market
Index replication	Style
Indirect replication	Sustainability

### Risks of unusual market conditions

Counterparty	Liquidity
Operational	Standard practices

**Risk management method** Commitment

## Planning Your Investment

Designed for Investors who understand the risks of the sub-fund and plan to invest for at least 5 years.

The sub-fund may appeal to investors who:

- are interested in investment growth in the long term
- are looking to replicate the performance of the Index while accepting its associated risks and volatility

**Business day** Any day that is a day when Euronext Paris is fully open.

**Transaction Day** Requests received and accepted by 17:00 CET on a Business day will ordinarily be processed on the NAV of the first business day (including the business day when the relevant requests are received). Transaction settlement will occur within two Business days after the relevant transaction day.

In addition, technical net asset values ("T-NAV") may be calculated and published for any calendar day (excluding Saturdays and Sundays) that is neither a business day nor a transaction day. These T-NAV are merely indicative and will not be the basis for purchasing, switching, redeeming and/or transferring shares.

**NAV publication Day :** Transaction Day +1

**Switching in/out** Permitted

## MAIN SHARE CLASSES AND FEES

Share class	Currency	Min initial Investment*	Fees for share transactions		Annual fees	
			Purchase (max)	Switch (max)	Management (max)	Administration (max)
UCITS ETF - EUR	EUR	USD 1,000,000	3.00%	1.00%	0.13%	0.10%

See section "Notes on sub-fund Costs" in the prospectus. Other share classes may be available. For a current listing of available classes, go to [amundi.lu/amundi-index-solutions](http://amundi.lu/amundi-index-solutions)

\* Those minimums are applied in USD or in the equivalent amount, in the relevant share class currency.

## Index provider disclaimer

AMUNDI MSCI EUROPE VALUE FACTOR (THE "SUB-FUND") IS NOT SPONSORED, ENDORSED, SOLD OR PROMOTED BY MSCI INC. ("MSCI"), ANY OF ITS AFFILIATES, ANY OF ITS INFORMATION PROVIDERS OR ANY THIRD PARTY INVOLVED IN, OR RELATED TO, COMPILING OR CREATING ANY MSCI INDEX (COLLECTIVELY, THE "MSCI PARTIES"). THE MSCI INDICES ARE THE EXCLUSIVE PROPERTY OF MSCI AND ARE SERVICE MARKS OF MSCI OR ITS AFFILIATES. THE MSCI INDICES HAVE BEEN LICENSED FOR USE FOR CERTAIN PURPOSES BY AMUNDI. NONE OF THE MSCI PARTIES MAKES ANY REPRESENTATION OR WARRANTY, EXPRESS OR IMPLIED, TO THE ISSUER OR OWNERS OF THIS SUB-FUND OR ANY OTHER PERSON OR ENTITY REGARDING THE ADVISABILITY OF INVESTING IN SUB-FUNDS GENERALLY OR IN THIS PARTICULAR SUB-FUND OR THE ABILITY OF ANY MSCI INDEX TO TRACK CORRESPONDING STOCK MARKET PERFORMANCE. MSCI OR ITS AFFILIATES ARE THE LICENSORS OF CERTAIN TRADEMARKS, SERVICE MARKS AND TRADE NAMES AND OF THE MSCI INDICES WHICH ARE DETERMINED, COMPOSED AND CALCULATED BY MSCI WITHOUT REGARD TO AMUNDI OR THIS SUB-FUND OR THIS SUB-FUND'S UNITHOLDERS OR ANY OTHER PERSON OR ENTITY.

NONE OF THE MSCI PARTIES HAS ANY OBLIGATION TO TAKE THE NEEDS OF THE AMUNDI, THIS SUB-FUND'S UNITHOLDERS OR ANY OTHER PERSON OR ENTITY INTO CONSIDERATION IN DETERMINING, COMPOSING OR CALCULATING THE MSCI INDICES. NONE OF THE MSCI PARTIES IS RESPONSIBLE FOR OR HAS PARTICIPATED IN DETERMINATION OF THE TIMING OF, PRICES AT, OR QUANTITIES OF THIS SUB-FUND TO BE ISSUED OR IN THE DETERMINATION OR CALCULATION OF THE EQUATION BY OR THE CONSIDERATION INTO WHICH THIS SUB-FUND IS REDEEMABLE. FURTHERMORE, NONE OF THE MSCI PARTIES HAS ANY OBLIGATION OR LIABILITY TO THE ISSUER OR OWNERS OF THIS SUB-FUND OR ANY OTHER PERSON OR ENTITY IN CONNECTION WITH THE ADMINISTRATION, MARKETING OR OFFERING OF THIS SUB-FUND.

ALTHOUGH MSCI SHALL OBTAIN INFORMATION FOR INCLUSION IN OR FOR USE IN THE CALCULATION OF THE MSCI INDICES FROM SOURCES THAT MSCI CONSIDERS RELIABLE, NONE OF THE MSCI PARTIES WARRANTS OR GUARANTEES THE ORIGINALITY, ACCURACY AND/OR THE COMPLETENESS OF ANY MSCI INDEX OR ANY DATA INCLUDED THEREIN. NONE OF THE MSCI PARTIES MAKES ANY WARRANTY, EXPRESS OR IMPLIED, AS TO RESULTS TO BE OBTAINED BY THE ISSUER OF THE SUB-FUND, OWNERS OF THE SUB-FUND, OR ANY OTHER PERSON OR ENTITY, FROM THE USE OF ANY MSCI INDEX OR ANY DATA INCLUDED THEREIN. NONE OF THE MSCI PARTIES SHALL HAVE ANY LIABILITY FOR ANY ERRORS, OMISSIONS OR INTERRUPTIONS OF OR IN CONNECTION WITH ANY MSCI INDEX OR ANY DATA INCLUDED THEREIN. FURTHERMORE, NONE OF THE MSCI PARTIES MAKES ANY EXPRESS OR IMPLIED WARRANTIES OF ANY KIND, AND THE MSCI PARTIES HEREBY EXPRESSLY DISCLAIM ALL WARRANTIES OF MERCHANTABILITY AND FITNESS FOR A PARTICULAR PURPOSE, WITH RESPECT TO EACH MSCI INDEX AND ANY DATA INCLUDED THEREIN. WITHOUT LIMITING ANY OF THE FOREGOING, IN NO EVENT SHALL ANY OF THE MSCI PARTIES HAVE ANY LIABILITY FOR ANY DIRECT, INDIRECT, SPECIAL, PUNITIVE, CONSEQUENTIAL OR ANY OTHER DAMAGES (INCLUDING LOST PROFITS) EVEN IF NOTIFIED OF THE POSSIBILITY OF SUCH DAMAGES.

## Objective and Investment Policy

### Objective

To track the performance of MSCI India Index (the "Index"), and to minimize the tracking error between the net asset value of the sub-fund and the performance of the Index.

### Index Description

- General description of the Index

MSCI India Index is an equity index representative of leading securities traded in the Indian market.

The Index is a Net Total Return Index : dividends net of tax paid by the index constituents are included in the Index return.

- Index currency: US Dollar

- Index Composition

According to the MSCI methodology the investment universe of the index aims at covering approximately 85% (+/-5%) of the Indian Market float-adjusted market capitalisation. Each stock of the Index is weighted according to the free float-adjusted market capitalization.

- Index Revision

The Index rebalancing is planned quarterly.

- Index Publication

The Index is calculated and published by MSCI("MSCI").

MSCI official indices are calculated using:

- the official closing prices of the stock exchanges on which the component securities are traded;
- the WM Reuters closing (16:00 GMT) exchange rates.

MSCI India Index value is available via Bloomberg. At the date of the prospectus, the ticker is: NDEUSIA

The performance tracked is the closing price of the MSCI India Index.

MSCI index methodology, composition, revision rules and additional information concerning the Index underlying components are available on [msci.com](http://msci.com)

## Management Process

The exposure to the Index will be achieved through an indirect replication by investing into financial derivatives instruments delivering the performance of the Index in exchange for the performance of the assets held by the sub-fund.

The sub-fund does not integrate sustainability risks nor take into account principal adverse impact of investments on sustainability factors in its investment process as its objective is to replicate as closely as possible the performance of a benchmark that does not take into consideration such risks in its methodology.

The Sub-Fund does not integrate a consideration of environmentally sustainable economic activities (as prescribed in the Taxonomy Regulation) in its management process. Therefore, for the purpose of the Taxonomy Regulation, it should be noted that the investments underlying the Sub-Fund do not take into account the EU criteria for environmentally sustainable economic activities.

**German Investment Tax Act** : At least 90% of the sub-fund's net asset value is continuously invested in equities listed on a stock exchange or traded on an organized market. For the sake of clarity investments in Real Estate Investment Trusts (as such term is defined by the German Ministry of Finance) and UCITS or UCIs are not included in this percentage.

### Tracking Error

The tracking error measures the volatility of the difference between the return of the sub-fund and the return of the Index. In normal market conditions, it is anticipated that the sub-fund will track the performance of the Index with a tracking error of up to 1%. The return, used to compute the tracking error of the sub-fund, is determined before taking into account any swing pricing mechanism.

### Techniques and instruments on securities and Derivatives

Derivatives are integral to the sub-fund's investment strategies. The sub-fund will swap the performance of the assets held by the sub-fund for that of the Index through a derivative contract or total return swap. For further information please refer to sections "Techniques and Instruments on Securities Financing Transactions" and "Replication Methods for Index and UCITS ETF sub-funds" of this prospectus.

The maximum and expected proportions of the sub-fund's assets that can be subject to SFT and TRS are disclosed in the table "USE OF SECURITIES FINANCING TRANSACTIONS AND TOTAL RETURN SWAPS."

**Sub-fund base currency** : Euro

### Investment Manager

Amundi Asset Management

## Main Risks

See "Risk Descriptions" for more information.

### Risks of ordinary market conditions

The Fund has high volatility due to its exposure to equity markets

Currency	Indirect replication
Derivatives	Investment fund
Emerging Market	Management
Equity	Market
Index replication	Sustainability

### Risks of unusual market conditions

Counterparty	Liquidity
Operational	Standard practices

### Risk management method

Commitment



## Planning Your Investment

Designed for Investors who understand the risks of the sub-fund and plan to invest for at least 5 years.

The sub-fund may appeal to investors who:

- are interested in investment growth in the long term
- are looking to replicate the performance of the Index while accepting its associated risks and volatility

**Business day** Any day that is a day when Euronext Paris is fully open.

**Transaction Day** Requests received and accepted by 17:00 CET on a Business day will ordinarily be processed on the NAV of the first following day that is a business day. Transaction settlement will occur within two Business days after the relevant transaction day.

In addition, technical net asset values ("T-NAV") may be calculated and published for any calendar day (excluding Saturdays and Sundays) that is neither a business day nor a transaction day. These T-NAV are merely indicative and will not be the basis for purchasing, switching, redeeming and/or transferring shares.

**NAV publication Day :** Transaction Day +1

**Switching in/out** Permitted

## MAIN SHARE CLASSES AND FEES

Share class	Currency	Min initial Investment*	Fees for share transactions		Annual fees	
			Purchase (max)	Switch (max)	Management (max)	Administration (max)
UCITS ETF - EUR	EUR	USD 1,000,000	3.00%	1.00%	0.70%	0.10%
UCITS ETF – USD	USD	USD 1,000,000	3.00%	1.00%	0.70%	0.10%

See section "Notes on sub-fund Costs" in the prospectus. Other share classes may be available. For a current listing of available classes, go to [amundi.lu/amundi-index-solutions](http://amundi.lu/amundi-index-solutions)

\* Those minimums are applied in USD or in the equivalent amount, in the relevant share class currency.

## Index provider disclaimer

AMUNDI MSCI INDIA (THE "SUB-FUND") IS NOT SPONSORED, ENDORSED, SOLD OR PROMOTED BY MSCI INC. ("MSCI"), ANY OF ITS AFFILIATES, ANY OF ITS INFORMATION PROVIDERS OR ANY THIRD PARTY INVOLVED IN, OR RELATED TO, COMPILING OR CREATING ANY MSCI INDEX (COLLECTIVELY, THE "MSCI PARTIES"). THE MSCI INDICES ARE THE EXCLUSIVE PROPERTY OF MSCI AND ARE SERVICE MARKS OF MSCI OR ITS AFFILIATES. THE MSCI INDICES HAVE BEEN LICENSED FOR USE FOR CERTAIN PURPOSES BY AMUNDI. NONE OF THE MSCI PARTIES MAKES ANY REPRESENTATION OR WARRANTY, EXPRESS OR IMPLIED, TO THE ISSUER OR OWNERS OF THIS SUB-FUND OR ANY OTHER PERSON OR ENTITY REGARDING THE ADVISABILITY OF INVESTING IN SUB-FUNDS GENERALLY OR IN THIS PARTICULAR SUB-FUND OR THE ABILITY OF ANY MSCI INDEX TO TRACK CORRESPONDING STOCK MARKET PERFORMANCE. MSCI OR ITS AFFILIATES ARE THE LICENSORS OF CERTAIN TRADEMARKS, SERVICE MARKS AND TRADE NAMES AND OF THE MSCI INDICES WHICH ARE DETERMINED, COMPOSED AND CALCULATED BY MSCI WITHOUT REGARD TO AMUNDI OR THIS SUB-FUND OR THIS SUB-FUND'S UNITHOLDERS OR ANY OTHER PERSON OR ENTITY.

NONE OF THE MSCI PARTIES HAS ANY OBLIGATION TO TAKE THE NEEDS OF THE AMUNDI, THIS SUB-FUND'S UNITHOLDERS OR ANY OTHER PERSON OR ENTITY INTO CONSIDERATION IN DETERMINING, COMPOSING OR CALCULATING THE MSCI INDICES. NONE OF THE MSCI PARTIES IS RESPONSIBLE FOR OR HAS PARTICIPATED IN DETERMINATION OF THE TIMING OF, PRICES AT, OR QUANTITIES OF THIS SUB-FUND TO BE ISSUED OR IN THE DETERMINATION OR CALCULATION OF THE EQUATION BY OR THE CONSIDERATION INTO WHICH THIS SUB-FUND IS REDEEMABLE. FURTHERMORE, NONE OF THE MSCI PARTIES HAS ANY OBLIGATION OR LIABILITY TO THE ISSUER OR OWNERS OF THIS SUB-FUND OR ANY OTHER PERSON OR ENTITY IN CONNECTION WITH THE ADMINISTRATION, MARKETING OR OFFERING OF THIS SUB-FUND.

ALTHOUGH MSCI SHALL OBTAIN INFORMATION FOR INCLUSION IN OR FOR USE IN THE CALCULATION OF THE MSCI INDICES FROM SOURCES THAT MSCI CONSIDERS RELIABLE, NONE OF THE MSCI PARTIES WARRANTS OR GUARANTEES THE ORIGINALITY, ACCURACY AND/OR THE COMPLETENESS OF ANY MSCI INDEX OR ANY DATA INCLUDED THEREIN. NONE OF THE MSCI PARTIES MAKES ANY WARRANTY, EXPRESS OR IMPLIED, AS TO RESULTS TO BE OBTAINED BY THE ISSUER OF THE SUB-FUND, OWNERS OF THE SUB-FUND, OR ANY OTHER PERSON OR ENTITY, FROM THE USE OF ANY MSCI INDEX OR ANY DATA INCLUDED THEREIN. NONE OF THE MSCI PARTIES SHALL HAVE ANY LIABILITY FOR ANY ERRORS, OMISSIONS OR INTERRUPTIONS OF OR IN CONNECTION WITH ANY MSCI INDEX OR ANY DATA INCLUDED THEREIN. FURTHERMORE, NONE OF THE MSCI PARTIES MAKES ANY EXPRESS OR IMPLIED WARRANTIES OF ANY KIND, AND THE MSCI PARTIES HEREBY EXPRESSLY DISCLAIM ALL WARRANTIES OF MERCHANTABILITY AND FITNESS FOR A PARTICULAR PURPOSE, WITH RESPECT TO EACH MSCI INDEX AND ANY DATA INCLUDED THEREIN. WITHOUT LIMITING ANY OF THE FOREGOING, IN NO EVENT SHALL ANY OF THE MSCI PARTIES HAVE ANY LIABILITY FOR ANY DIRECT, INDIRECT, SPECIAL, PUNITIVE, CONSEQUENTIAL OR ANY OTHER DAMAGES (INCLUDING LOST PROFITS) EVEN IF NOTIFIED OF THE POSSIBILITY OF SUCH DAMAGES.

## Objective and Investment Policy

### Objective

To track the performance of MSCI Nordic Countries Index (the "Index"), and to minimize the tracking error between the net asset value of the sub-fund and the performance of the Index.

### Index Description

- General description of the Index

MSCI Nordic Countries Index is an equity index representative of leading securities traded in the Nordic markets (Denmark, Finland, Norway and Sweden).

The Index is a Net Total Return Index : dividends net of tax paid by the index constituents are included in the Index return.

- Index currency: Euro
- Index Composition

According to the MSCI methodology the investment universe of the index aims at covering approximately 85% (+/-5%) of the underlying markets float-adjusted market capitalisation. Each stock of the Index is weighted according to the free float-adjusted market capitalization.

- Index Revision

The Index rebalancing is planned quarterly.

- Index Publication

The Index is calculated and published by MSCI("MSCI").

MSCI official indices are calculated using:

- the official closing prices of the stock exchanges on which the component securities are traded;
- the WM Reuters closing (16:00 GMT) exchange rates.

MSCI Nordic Countries Index value is available via Bloomberg. At the date of the prospectus, the ticker is: MSDENCN

The performance tracked is the closing price of the MSCI Nordic Countries Index.

MSCI index methodology, composition, revision rules and additional information concerning the Index underlying components are available on [msci.com](http://msci.com)

## Management Process

The exposure to the Index will be achieved through an indirect replication by investing into financial derivatives instruments delivering the performance of the Index in exchange for the performance of the assets held by the sub-fund.

The sub-fund does not integrate sustainability risks nor take into account principal adverse impact of investments on sustainability factors in its investment process as its objective is to replicate as closely as possible the performance of a benchmark that does not take into consideration such risks in its methodology.

The Sub-Fund does not integrate a consideration of environmentally sustainable economic activities (as prescribed in the Taxonomy Regulation) in its management process. Therefore, for the purpose of the Taxonomy Regulation, it should be noted that the investments underlying the Sub-Fund do not take into account the EU criteria for environmentally sustainable economic activities.

**German Investment Tax Act** : At least 90% of the sub-fund's net asset value is continuously invested in equities listed on a stock exchange or traded on an organized market. For the sake of clarity investments in Real Estate Investment Trusts (as such term is defined by the German Ministry of Finance) and UCITS or UCIs are not included in this percentage.

### Tracking Error

The tracking error measures the volatility of the difference between the return of the sub-fund and the return of the Index. In normal market conditions, it is anticipated that the sub-fund will track the performance of the Index with a tracking error of up to 1%. The return, used to compute the tracking error of the sub-fund, is determined before taking into account any swing pricing mechanism.

### Techniques and instruments on securities and Derivatives

Derivatives are integral to the sub-fund's investment strategies. The sub-fund will swap the performance of the assets held by the sub-fund for that of the Index through a derivative contract or total return swap. For further information please refer to sections "Techniques and Instruments on Securities Financing Transactions" and "Replication Methods for Index and UCITS ETF sub-funds" of this prospectus.

The maximum and expected proportions of the sub-fund's assets that can be subject to SFT and TRS are disclosed in the table "USE OF SECURITIES FINANCING TRANSACTIONS AND TOTAL RETURN SWAPS."

**Sub-fund base currency** : Euro

### Investment Manager

Amundi Asset Management

## Main Risks

See "Risk Descriptions" for more information.

### Risks of ordinary market conditions

The Fund has high volatility due to its exposure to equity markets

Currency	Investment fund
Derivatives	Management
Equity	Market
Index replication	Sustainability
Indirect replication	

### Risks of unusual market conditions

Counterparty	Liquidity
Operational	Standard practices

### Risk management method

Commitment

## Planning Your Investment

Designed for Investors who understand the risks of the sub-fund and plan to invest for at least 5 years.

The sub-fund may appeal to investors who:

- are interested in investment growth in the long term
- are looking to replicate the performance of the Index while accepting its associated risks and volatility

**Business day** Any day that is a day when Euronext Paris is fully open.

**Transaction Day** Requests received and accepted by 17:00 CET on a Business day will ordinarily be processed on the NAV of the first business day (including the business day when the relevant requests are received). Transaction settlement will occur within two Business days after the relevant transaction day.

In addition, technical net asset values ("T-NAV") may be calculated and published for any calendar day (excluding Saturdays and Sundays) that is neither a business day nor a transaction day. These T-NAV are merely indicative and will not be the basis for purchasing, switching, redeeming and/or transferring shares.

**NAV publication Day :** Transaction Day +1

**Switching in/out** Permitted

## MAIN SHARE CLASSES AND FEES

Share class	Currency	Min initial Investment*	Fees for share transactions		Annual fees	
			Purchase (max)	Switch (max)	Management (max)	Administration (max)
UCITS ETF - EUR	EUR	USD 1,000,000	3.00%	1.00%	0.15%	0.10%

See section "Notes on sub-fund Costs" in the prospectus. Other share classes may be available. For a current listing of available classes, go to [amundi.lu/amundi-index-solutions](http://amundi.lu/amundi-index-solutions)

\* Those minimums are applied in USD or in the equivalent amount, in the relevant share class currency.

## Index provider disclaimer

AMUNDI MSCI NORDIC (THE "SUB-FUND") IS NOT SPONSORED, ENDORSED, SOLD OR PROMOTED BY MSCI INC. ("MSCI"), ANY OF ITS AFFILIATES, ANY OF ITS INFORMATION PROVIDERS OR ANY THIRD PARTY INVOLVED IN, OR RELATED TO, COMPILING OR CREATING ANY MSCI INDEX (COLLECTIVELY, THE "MSCI PARTIES"). THE MSCI INDICES ARE THE EXCLUSIVE PROPERTY OF MSCI AND ARE SERVICE MARKS OF MSCI OR ITS AFFILIATES. THE MSCI INDICES HAVE BEEN LICENSED FOR USE FOR CERTAIN PURPOSES BY AMUNDI. NONE OF THE MSCI PARTIES MAKES ANY REPRESENTATION OR WARRANTY, EXPRESS OR IMPLIED, TO THE ISSUER OR OWNERS OF THIS SUB-FUND OR ANY OTHER PERSON OR ENTITY REGARDING THE ADVISABILITY OF INVESTING IN SUB-FUNDS GENERALLY OR IN THIS PARTICULAR SUB-FUND OR THE ABILITY OF ANY MSCI INDEX TO TRACK CORRESPONDING STOCK MARKET PERFORMANCE. MSCI OR ITS AFFILIATES ARE THE LICENSORS OF CERTAIN TRADEMARKS, SERVICE MARKS AND TRADE NAMES AND OF THE MSCI INDICES WHICH ARE DETERMINED, COMPOSED AND CALCULATED BY MSCI WITHOUT REGARD TO AMUNDI OR THIS SUB-FUND OR THIS SUB-FUND'S UNITHOLDERS OR ANY OTHER PERSON OR ENTITY.

NONE OF THE MSCI PARTIES HAS ANY OBLIGATION TO TAKE THE NEEDS OF THE AMUNDI, THIS SUB-FUND'S UNITHOLDERS OR ANY OTHER PERSON OR ENTITY INTO CONSIDERATION IN DETERMINING, COMPOSING OR CALCULATING THE MSCI INDICES. NONE OF THE MSCI PARTIES IS RESPONSIBLE FOR OR HAS PARTICIPATED IN DETERMINATION OF THE TIMING OF, PRICES AT, OR QUANTITIES OF THIS SUB-FUND TO BE ISSUED OR IN THE DETERMINATION OR CALCULATION OF THE EQUATION BY OR THE CONSIDERATION INTO WHICH THIS SUB-FUND IS REDEEMABLE. FURTHERMORE, NONE OF THE MSCI PARTIES HAS ANY OBLIGATION OR LIABILITY TO THE ISSUER OR OWNERS OF THIS SUB-FUND OR ANY OTHER PERSON OR ENTITY IN CONNECTION WITH THE ADMINISTRATION, MARKETING OR OFFERING OF THIS SUB-FUND.

ALTHOUGH MSCI SHALL OBTAIN INFORMATION FOR INCLUSION IN OR FOR USE IN THE CALCULATION OF THE MSCI INDICES FROM SOURCES THAT MSCI CONSIDERS RELIABLE, NONE OF THE MSCI PARTIES WARRANTS OR GUARANTEES THE ORIGINALITY, ACCURACY AND/OR THE COMPLETENESS OF ANY MSCI INDEX OR ANY DATA INCLUDED THEREIN. NONE OF THE MSCI PARTIES MAKES ANY WARRANTY, EXPRESS OR IMPLIED, AS TO RESULTS TO BE OBTAINED BY THE ISSUER OF THE SUB-FUND, OWNERS OF THE SUB-FUND, OR ANY OTHER PERSON OR ENTITY, FROM THE USE OF ANY MSCI INDEX OR ANY DATA INCLUDED THEREIN. NONE OF THE MSCI PARTIES SHALL HAVE ANY LIABILITY FOR ANY ERRORS, OMISSIONS OR INTERRUPTIONS OF OR IN CONNECTION WITH ANY MSCI INDEX OR ANY DATA INCLUDED THEREIN. FURTHERMORE, NONE OF THE MSCI PARTIES MAKES ANY EXPRESS OR IMPLIED WARRANTIES OF ANY KIND, AND THE MSCI PARTIES HEREBY EXPRESSLY DISCLAIM ALL WARRANTIES OF MERCHANTABILITY AND FITNESS FOR A PARTICULAR PURPOSE, WITH RESPECT TO EACH MSCI INDEX AND ANY DATA INCLUDED THEREIN. WITHOUT LIMITING ANY OF THE FOREGOING, IN NO EVENT SHALL ANY OF THE MSCI PARTIES HAVE ANY LIABILITY FOR ANY DIRECT, INDIRECT, SPECIAL, PUNITIVE, CONSEQUENTIAL OR ANY OTHER DAMAGES (INCLUDING LOST PROFITS) EVEN IF NOTIFIED OF THE POSSIBILITY OF SUCH DAMAGES.

## Objective and Investment Policy

### Objective

To track the performance of MSCI Switzerland Index (the "Index"), and to minimize the tracking error between the net asset value of the sub-fund and the performance of the Index.

### Index Description

- General description of the Index

MSCI Switzerland Index is an equity index representative of leading securities traded in the Swiss market.

The Index is a Net Total Return Index : dividends net of tax paid by the index constituents are included in the Index return.

- Index currency: Euro
- Index Composition

According to the MSCI methodology the investment universe of the index aims at covering approximately 85% (+/-5%) of the Swiss Market float-adjusted market capitalisation. Each stock of the Index is weighted according to the free float-adjusted market capitalization.

- Index Revision

The Index rebalancing is planned quarterly.

- Index Publication

The Index is calculated and published by MSCI("MSCI").

MSCI official indices are calculated using:

- the official closing prices of the stock exchanges on which the component securities are traded;
- the WM Reuters closing (16:00 GMT) exchange rates.

MSCI Switzerland Index value is available via Bloomberg. At the date of the prospectus, the ticker is: MSDESZN

The performance tracked is the closing price of the MSCI Switzerland Index.

MSCI index methodology, composition, revision rules and additional information concerning the Index underlying components are available on [msci.com](http://msci.com)

## Management Process

The exposure to the Index will be achieved through an indirect replication by investing into financial derivatives instruments delivering the performance of the Index in exchange for the performance of the assets held by the sub-fund.

The sub-fund does not integrate sustainability risks nor take into account principal adverse impact of investments on sustainability factors in its investment process as its objective is to replicate as closely as possible the performance of a benchmark that does not take into consideration such risks in its methodology.

The Sub-Fund does not integrate a consideration of environmentally sustainable economic activities (as prescribed in the Taxonomy Regulation) in its management process. Therefore, for the purpose of the Taxonomy Regulation, it should be noted that the investments underlying the Sub-Fund do not take into account the EU criteria for environmentally sustainable economic activities.

**German Investment Tax Act** : At least 90% of the sub-fund's net asset value is continuously invested in equities listed on a stock exchange or traded on an organized market. For the sake of clarity investments in Real Estate Investment Trusts (as such term is defined by the German Ministry of Finance) and UCITS or UCIs are not included in this percentage.

### Tracking Error

The tracking error measures the volatility of the difference between the return of the sub-fund and the return of the Index. In normal market conditions, it is anticipated that the sub-fund will track the performance of the Index with a tracking error of up to 1%. The return, used to compute the tracking error of the sub-fund, is determined before taking into account any swing pricing mechanism.

### Techniques and instruments on securities and Derivatives

Derivatives are integral to the sub-fund's investment strategies. The sub-fund will swap the performance of the assets held by the sub-fund for that of the Index through a derivative contract or total return swap. For further information please refer to sections "Techniques and Instruments on Securities Financing Transactions" and "Replication Methods for Index and UCITS ETF sub-funds" of this prospectus.

The maximum and expected proportions of the sub-fund's assets that can be subject to SFT and TRS are disclosed in the table "USE OF SECURITIES FINANCING TRANSACTIONS AND TOTAL RETURN SWAPS."

**Sub-fund base currency** : Euro

### Investment Manager

Amundi Asset Management

## Main Risks

See "Risk Descriptions" for more information.

### Risks of ordinary market conditions

The Fund has high volatility due to its exposure to equity markets

Currency	Investment fund
Derivatives	Management
Equity	Market
Index replication	Sustainability
Indirect replication	

### Risks of unusual market conditions

Counterparty	Liquidity
Operational	Standard practices

**Risk management method** Commitment

## Planning Your Investment

Designed for Investors who understand the risks of the sub-fund and plan to invest for at least 5 years.

The sub-fund may appeal to investors who:

- are interested in investment growth in the long term
- are looking to replicate the performance of the Index while accepting its associated risks and volatility

**Business day** Any day that is a day when Euronext Paris is fully open.

**Transaction Day** Requests received and accepted by 17:00 CET on a Business day will ordinarily be processed on the NAV of the first business day (including the business day when the relevant requests are received). Transaction settlement will occur within two Business days after the relevant transaction day.

In addition, technical net asset values ("T-NAV") may be calculated and published for any calendar day (excluding Saturdays and Sundays) that is neither a business day nor a transaction day. These T-NAV are merely indicative and will not be the basis for purchasing, switching, redeeming and/or transferring shares.

**NAV publication Day :** Transaction Day +1

**Switching in/out** Permitted

## MAIN SHARE CLASSES AND FEES

Share class	Currency	Min initial Investment*	Fees for share transactions		Annual fees	
			Purchase (max)	Switch (max)	Management (max)	Administration (max)
UCITS ETF - CHF	CHF	USD 1,000,000	3.00%	1.00%	0.15%	0.10%
UCITS ETF - EUR	EUR	USD 1,000,000	3.00%	1.00%	0.15%	0.10%

See section "Notes on sub-fund Costs" in the prospectus. Other share classes may be available. For a current listing of available classes, go to [amundi.lu/amundi-index-solutions](http://amundi.lu/amundi-index-solutions)

\* Those minimums are applied in USD or in the equivalent amount, in the relevant share class currency.

## Index provider disclaimer

AMUNDI MSCI SWITZERLAND (THE "SUB-FUND") IS NOT SPONSORED, ENDORSED, SOLD OR PROMOTED BY MSCI INC. ("MSCI"), ANY OF ITS AFFILIATES, ANY OF ITS INFORMATION PROVIDERS OR ANY THIRD PARTY INVOLVED IN, OR RELATED TO, COMPILING OR CREATING ANY MSCI INDEX (COLLECTIVELY, THE "MSCI PARTIES"). THE MSCI INDICES ARE THE EXCLUSIVE PROPERTY OF MSCI AND ARE SERVICE MARKS OF MSCI OR ITS AFFILIATES. THE MSCI INDICES HAVE BEEN LICENSED FOR USE FOR CERTAIN PURPOSES BY AMUNDI. NONE OF THE MSCI PARTIES MAKES ANY REPRESENTATION OR WARRANTY, EXPRESS OR IMPLIED, TO THE ISSUER OR OWNERS OF THIS SUB-FUND OR ANY OTHER PERSON OR ENTITY REGARDING THE ADVISABILITY OF INVESTING IN SUB-FUNDS GENERALLY OR IN THIS PARTICULAR SUB-FUND OR THE ABILITY OF ANY MSCI INDEX TO TRACK CORRESPONDING STOCK MARKET PERFORMANCE. MSCI OR ITS AFFILIATES ARE THE LICENSORS OF CERTAIN TRADEMARKS, SERVICE MARKS AND TRADE NAMES AND OF THE MSCI INDICES WHICH ARE DETERMINED, COMPOSED AND CALCULATED BY MSCI WITHOUT REGARD TO AMUNDI OR THIS SUB-FUND OR THIS SUB-FUND'S UNITHOLDERS OR ANY OTHER PERSON OR ENTITY.

NONE OF THE MSCI PARTIES HAS ANY OBLIGATION TO TAKE THE NEEDS OF THE AMUNDI, THIS SUB-FUND'S UNITHOLDERS OR ANY OTHER PERSON OR ENTITY INTO CONSIDERATION IN DETERMINING, COMPOSING OR CALCULATING THE MSCI INDICES. NONE OF THE MSCI PARTIES IS RESPONSIBLE FOR OR HAS PARTICIPATED IN DETERMINATION OF THE TIMING OF, PRICES AT, OR QUANTITIES OF THIS SUB-FUND TO BE ISSUED OR IN THE DETERMINATION OR CALCULATION OF THE EQUATION BY OR THE CONSIDERATION INTO WHICH THIS SUB-FUND IS REDEEMABLE. FURTHERMORE, NONE OF THE MSCI PARTIES HAS ANY OBLIGATION OR LIABILITY TO THE ISSUER OR OWNERS OF THIS SUB-FUND OR ANY OTHER PERSON OR ENTITY IN CONNECTION WITH THE ADMINISTRATION, MARKETING OR OFFERING OF THIS SUB-FUND.

ALTHOUGH MSCI SHALL OBTAIN INFORMATION FOR INCLUSION IN OR FOR USE IN THE CALCULATION OF THE MSCI INDICES FROM SOURCES THAT MSCI CONSIDERS RELIABLE, NONE OF THE MSCI PARTIES WARRANTS OR GUARANTEES THE ORIGINALITY, ACCURACY AND/OR THE COMPLETENESS OF ANY MSCI INDEX OR ANY DATA INCLUDED THEREIN. NONE OF THE MSCI PARTIES MAKES ANY WARRANTY, EXPRESS OR IMPLIED, AS TO RESULTS TO BE OBTAINED BY THE ISSUER OF THE SUB-FUND, OWNERS OF THE SUB-FUND, OR ANY OTHER PERSON OR ENTITY, FROM THE USE OF ANY MSCI INDEX OR ANY DATA INCLUDED THEREIN. NONE OF THE MSCI PARTIES SHALL HAVE ANY LIABILITY FOR ANY ERRORS, OMISSIONS OR INTERRUPTIONS OF OR IN CONNECTION WITH ANY MSCI INDEX OR ANY DATA INCLUDED THEREIN. FURTHERMORE, NONE OF THE MSCI PARTIES MAKES ANY EXPRESS OR IMPLIED WARRANTIES OF ANY KIND, AND THE MSCI PARTIES HEREBY EXPRESSLY DISCLAIM ALL WARRANTIES OF MERCHANTABILITY AND FITNESS FOR A PARTICULAR PURPOSE, WITH RESPECT TO EACH MSCI INDEX AND ANY DATA INCLUDED THEREIN. WITHOUT LIMITING ANY OF THE FOREGOING, IN NO EVENT SHALL ANY OF THE MSCI PARTIES HAVE ANY LIABILITY FOR ANY DIRECT, INDIRECT, SPECIAL, PUNITIVE, CONSEQUENTIAL OR ANY OTHER DAMAGES (INCLUDING LOST PROFITS) EVEN IF NOTIFIED OF THE POSSIBILITY OF SUCH DAMAGES.

# AMUNDI MSCI USA

(to be renamed as AMUNDI PEA MSCI USA ESG LEADERS and reshaped as from 29/09/2023)

## Objective and Investment Policy

### Objective

To track the performance of MSCI USA Index (the "Index"), and to minimize the tracking error between the net asset value of the sub-fund and the performance of the Index.

### Index Description

- General description of the Index

MSCI USA Index is an equity index representative of leading securities traded on the US market.

The Index is a Net Total Return Index : dividends net of tax paid by the index constituents are included in the Index return.

- Index currency: US Dollar

- Index Composition

According to the MSCI methodology the investment universe of the index aims at covering approximately 85% (+/-5%) of the USA Market float-adjusted market capitalisation. Each stock of the Index is weighted according to the free float-adjusted market capitalization.

according to the free float-adjusted market capitalization.

- Index Revision

The Index rebalancing is planned quarterly.

- Index Publication

The Index is calculated and published by MSCI("MSCI").

MSCI official indices are calculated using:

- the official closing prices of the stock exchanges on which the component securities are traded;
- the WM Reuters closing (16:00 GMT) exchange rates.

MSCI USA Index value is available via Bloomberg. At the date of the prospectus, the ticker is: MSDEUSN

The performance tracked is the closing price of the MSCI USA Index.

MSCI index methodology, composition, revision rules and additional information concerning the Index underlying components are available on [msci.com](http://msci.com)

## Management Process

The exposure to the Index will be achieved through an indirect replication by investing into financial derivatives instruments delivering the performance of the Index in exchange for the performance of the assets held by the sub-fund.

The sub-fund does not integrate sustainability risks nor take into account principal adverse impact of investments on sustainability factors in its investment process as its objective is to replicate as closely as possible the performance of a benchmark that does not take into consideration such risks in its methodology.

The Sub-Fund does not integrate a consideration of environmentally sustainable economic activities (as prescribed in the Taxonomy Regulation) in its management process. Therefore, for the purpose of the Taxonomy Regulation, it should be noted that the investments underlying the Sub-Fund do not take into account the EU criteria for environmentally sustainable economic activities.

### Plan d'Epargne en Actions (PEA) : Eligible

**German Investment Tax Act** : At least 90% of the sub-fund's net asset value is continuously invested in equities listed on a stock exchange or traded on an organized market. For the sake of clarity investments in Real Estate Investment Trusts (as such term is defined by the German Ministry of Finance) and UCITS or UCIs are not included in this percentage.

### Tracking Error

The tracking error measures the volatility of the difference between the return of the sub-fund and the return of the Index. In normal market conditions, it is anticipated that the sub-fund will track the performance of the Index with a tracking error of up to 1%. The return, used to compute the tracking error of the sub-fund, is determined before taking into account any swing pricing mechanism.

### Techniques and instruments on securities and Derivatives

Derivatives are integral to the sub-fund's investment strategies. The sub-fund will swap the performance of the assets held by the sub-fund for that of the Index through a derivative contract or total return swap. For further information please refer to sections "Techniques and Instruments on Securities Financing Transactions" and "Replication Methods for Index and UCITS ETF sub-funds" of this prospectus.

The maximum and expected proportions of the sub-fund's assets that can be subject to SFT and TRS are disclosed in the table "USE OF SECURITIES FINANCING TRANSACTIONS AND TOTAL RETURN SWAPS".

**Sub-fund base currency** : Euro

### Investment Manager

Amundi Asset Management

## Main Risks

See "Risk Descriptions" for more information.

### Risks of ordinary market conditions

The Fund has high volatility due to its exposure to equity markets

Currency	Investment fund
Derivatives	Management
Equity	Market
Index replication	Prepayment and extension
Indirect replication	Sustainability
Listing market liquidity (ETF share class)	

### Risks of unusual market conditions

Counterparty	Liquidity
Operational	Standard practices
<b>Risk management method</b>	Commitment

## Planning Your Investment

Designed for Investors who understand the risks of the sub-fund and plan to invest for at least 5 years.

The sub-fund may appeal to investors who:

- are interested in investment growth in the long term
- are looking to replicate the performance of the Index while accepting its associated risks and volatility

**Business day** Any day that is a day when Euronext Paris is fully open.

**Transaction Day** Requests received and accepted by 17:00 CET on a Business day will ordinarily be processed on the NAV of the first business day (including the business day when the relevant requests are received). Transaction settlement will occur within two Business days after the relevant transaction day.

In addition, technical net asset values ("T-NAV") may be calculated and published for any calendar day (excluding Saturdays and Sundays) that is neither a business day nor a transaction day. These T-NAV are merely indicative and will not be the basis for purchasing, switching, redeeming and/or transferring shares.

**NAV publication Day :**                      **Transaction Day +1**

**Switching in/out**                                Permitted

## MAIN SHARE CLASSES AND FEES

Share class	Currency	Min initial Investment*	Fees for share transactions		Annual fees	
			Purchase (max)	Switch (max)	Management (max)	Administration (max)
UCITS ETF - EUR	EUR	USD 1,000,000	3.00%	1.00%	0.18%	0.10%
UCITS ETF – USD	USD	USD 1,000,000	3.00%	1.00%	0.18%	0.10%

See section "Notes on sub-fund Costs" in the prospectus. Other share classes may be available. For a current listing of available classes, go to [amundi.lu/amundi-index-solutions](http://amundi.lu/amundi-index-solutions)

\* Those minimums are applied in USD or in the equivalent amount, in the relevant share class currency.

## Index provider disclaimer

AMUNDI MSCI USA (THE "SUB-FUND") IS NOT SPONSORED, ENDORSED, SOLD OR PROMOTED BY MSCI INC. ("MSCI"), ANY OF ITS AFFILIATES, ANY OF ITS INFORMATION PROVIDERS OR ANY THIRD PARTY INVOLVED IN, OR RELATED TO, COMPILING OR CREATING ANY MSCI INDEX (COLLECTIVELY, THE "MSCI PARTIES"). THE MSCI INDICES ARE THE EXCLUSIVE PROPERTY OF MSCI AND ARE SERVICE MARKS OF MSCI OR ITS AFFILIATES. THE MSCI INDICES HAVE BEEN LICENSED FOR USE FOR CERTAIN PURPOSES BY AMUNDI. NONE OF THE MSCI PARTIES MAKES ANY REPRESENTATION OR WARRANTY, EXPRESS OR IMPLIED, TO THE ISSUER OR OWNERS OF THIS SUB-FUND OR ANY OTHER PERSON OR ENTITY REGARDING THE ADVISABILITY OF INVESTING IN SUB-FUNDS GENERALLY OR IN THIS PARTICULAR SUB-FUND OR THE ABILITY OF ANY MSCI INDEX TO TRACK CORRESPONDING STOCK MARKET PERFORMANCE. MSCI OR ITS AFFILIATES ARE THE LICENSORS OF CERTAIN TRADEMARKS, SERVICE MARKS AND TRADE NAMES AND OF THE MSCI INDICES WHICH ARE DETERMINED, COMPOSED AND CALCULATED BY MSCI WITHOUT REGARD TO AMUNDI OR THIS SUB-FUND OR THIS SUB-FUND'S UNITHOLDERS OR ANY OTHER PERSON OR ENTITY.

NONE OF THE MSCI PARTIES HAS ANY OBLIGATION TO TAKE THE NEEDS OF THE AMUNDI, THIS SUB-FUND'S UNITHOLDERS OR ANY OTHER PERSON OR ENTITY INTO CONSIDERATION IN DETERMINING, COMPOSING OR CALCULATING THE MSCI INDICES. NONE OF THE MSCI PARTIES IS RESPONSIBLE FOR OR HAS PARTICIPATED IN DETERMINATION OF THE TIMING OF, PRICES AT, OR QUANTITIES OF THIS SUB-FUND TO BE ISSUED OR IN THE DETERMINATION OR CALCULATION OF THE EQUATION BY OR THE CONSIDERATION INTO WHICH THIS SUB-FUND IS REDEEMABLE. FURTHERMORE, NONE OF THE MSCI PARTIES HAS ANY OBLIGATION OR LIABILITY TO THE ISSUER OR OWNERS OF THIS SUB-FUND OR ANY OTHER PERSON OR ENTITY IN CONNECTION WITH THE ADMINISTRATION, MARKETING OR OFFERING OF THIS SUB-FUND.

ALTHOUGH MSCI SHALL OBTAIN INFORMATION FOR INCLUSION IN OR FOR USE IN THE CALCULATION OF THE MSCI INDICES FROM SOURCES THAT MSCI CONSIDERS RELIABLE, NONE OF THE MSCI PARTIES WARRANTS OR GUARANTEES THE ORIGINALITY, ACCURACY AND/OR THE COMPLETENESS OF ANY MSCI INDEX OR ANY DATA INCLUDED THEREIN. NONE OF THE MSCI PARTIES MAKES ANY WARRANTY, EXPRESS OR IMPLIED, AS TO RESULTS TO BE OBTAINED BY THE ISSUER OF THE SUB-FUND, OWNERS OF THE SUB-FUND, OR ANY OTHER PERSON OR ENTITY, FROM THE USE OF ANY MSCI INDEX OR ANY DATA INCLUDED THEREIN. NONE OF THE MSCI PARTIES SHALL HAVE ANY LIABILITY FOR ANY ERRORS, OMISSIONS OR INTERRUPTIONS OF OR IN CONNECTION WITH ANY MSCI INDEX OR ANY DATA INCLUDED THEREIN. FURTHERMORE, NONE OF THE MSCI PARTIES MAKES ANY EXPRESS OR IMPLIED WARRANTIES OF ANY KIND, AND THE MSCI PARTIES HEREBY EXPRESSLY DISCLAIM ALL WARRANTIES OF MERCHANTABILITY AND FITNESS FOR A PARTICULAR PURPOSE, WITH RESPECT TO EACH MSCI INDEX AND ANY DATA INCLUDED THEREIN. WITHOUT LIMITING ANY OF THE FOREGOING, IN NO EVENT SHALL ANY OF THE MSCI PARTIES HAVE ANY LIABILITY FOR ANY DIRECT, INDIRECT, SPECIAL, PUNITIVE, CONSEQUENTIAL OR ANY OTHER DAMAGES (INCLUDING LOST PROFITS) EVEN IF NOTIFIED OF THE POSSIBILITY OF SUCH DAMAGES.

# AMUNDI PEA MSCI USA ESG LEADERS

(applicable as from 29/09/2023)

## Objective and Investment Policy

### Objective

To track the performance of MSCI USA ESG LEADERS SELECT 5% Issuer Capped Index (the "Index"), and to minimize the tracking error between the net asset value of the sub-fund and the performance of the Index.

The sub-fund is a financial product that promotes among other characteristics ESG characteristics pursuant to Article 8 of the Disclosure Regulation, as further described in Annex 1 - ESG Related Disclosures to this Prospectus.

### Index Description

- General description of the Index

MSCI USA ESG Leaders Select 5% Issuer Capped Index is an equity index based on the MSCI USA Index ("Parent Index"), representative of the large and mid-cap securities of the US market and issued by companies that have the highest Environmental, Social and Governance (ESG) rating in each sector of the Parent Index.

The Index is a Net Total Return Index : dividends net of tax paid by the index constituents are included in the Index return.

- Index currency: US Dollar

- Index Composition

The applicable universe includes all securities of the Parent Index.

The securities are selected by applying a combination of values based exclusions and a best-in-class selection process to companies in the MSCI USA Index, as further described in Annex 1 - ESG Related Disclosures to this Prospectus.

- Index Revision

The Index rebalancing is planned quarterly.

- Index Publication

The Index is calculated and published by MSCI("MSCI").

MSCI official indices are calculated using:

- the official closing prices of the stock exchanges on which the component securities are traded;
- the WM Reuters closing (16:00 GMT) exchange rates.

MSCI USA ESG LEADERS SELECT 5% Issuer Capped Index value is available via Bloomberg. At the date of the prospectus, the ticker is: MXUSESL5

The performance tracked is the closing price of the MSCI USA ESG LEADERS SELECT 5% Issuer Capped Index.

MSCI index methodology, composition, revision rules and additional information concerning the Index underlying components are available on [msci.com](http://msci.com)

## Management Process

The exposure to the Index will be achieved through an indirect replication by investing into financial derivatives instruments delivering the performance of the Index in exchange for the performance of the assets held by the sub-fund.

The sub-fund integrates sustainability risks and takes into account principal adverse impacts of investments on sustainability factors in its investment process as outlined in more detail in section "Sustainable Investing" of this prospectus and will not hold any securities of companies involved in the production or sale of controversial weapons, or companies in breach of international conventions on Human or Labor Rights, or companies involved in controversial industries: tobacco and coal as defined in "Replication Methods".

**Plan d'Epargne en Actions (PEA) :** Eligible

**German Investment Tax Act :** At least 90% of the sub-fund's net asset value is continuously invested in equities listed on a stock exchange or traded on an organized market. For the sake of clarity investments in Real Estate Investment Trusts (as such term is defined by the German Ministry of Finance) and UCITS or UCIs are not included in this percentage.

### Tracking Error

The tracking error measures the volatility of the difference between the return of the sub-fund and the return of the Index. In normal market conditions, it is anticipated that the sub-fund will track the performance of the Index with a tracking error of up to 1%. The return, used to compute the tracking error of the sub-fund, is determined before taking into account any swing pricing mechanism.

### Techniques and instruments on securities and Derivatives

Derivatives are integral to the sub-fund's investment strategies. The sub-fund will swap the performance of the assets held by the sub-fund for that of the Index through a derivative contract or total return swap. For further information please refer to sections "Techniques and Instruments on Securities Financing Transactions" and "Replication Methods for Index and UCITS ETF sub-funds" of this prospectus.

The maximum and expected proportions of the sub-fund's assets that can be subject to SFT and TRS are disclosed in the table "USE OF SECURITIES FINANCING TRANSACTIONS AND TOTAL RETURN SWAPS".

**Sub-fund base currency :** Euro

### Investment Manager

Amundi Asset Management

## Main Risks

See "Risk Descriptions" for more information.

### Risks of ordinary market conditions

The Fund has high volatility due to its exposure to equity markets

Currency	Investment fund
Derivatives	Management
Equity	Market
Index replication	Prepayment and extension
Indirect replication	Sustainable Investment

### Risks of unusual market conditions

Counterparty	Liquidity
Operational	Standard practices

### Risk management method

Commitment



## Planning Your Investment

Designed for Investors who understand the risks of the sub-fund and plan to invest for at least 5 years.

The sub-fund may appeal to investors who:

- are interested in investment growth in the long term
- are looking to replicate the performance of the Index while accepting its associated risks and volatility

**Business day** Any day that is a day when Euronext Paris is fully open.

**Transaction Day** Requests received and accepted by 17:00 CET on a Business day will ordinarily be processed on the NAV of the first business day (including the business day when the relevant requests are received). Transaction settlement will occur within two Business days after the relevant transaction day.

In addition, technical net asset values ("T-NAV") may be calculated and published for any calendar day (excluding Saturdays and Sundays) that is neither a business day nor a transaction day. These T-NAV are merely indicative and will not be the basis for purchasing, switching, redeeming and/or transferring shares.

**NAV publication Day :** Transaction Day +1

**Switching in/out** Permitted

## MAIN SHARE CLASSES AND FEES

Share class	Currency	Min initial Investment*	Fees for share transactions		Annual fees	
			Purchase (max)	Switch (max)	Management (max)	Administration (max)
UCITS ETF - EUR	EUR	USD 1,000,000	3.00%	1.00%	0.25%	0.10%
UCITS ETF – USD	USD	USD 1,000,000	3.00%	1.00%	0.25%	0.10%

See section "Notes on sub-fund Costs" in the prospectus. Other share classes may be available. For a current listing of available classes, go to [amundi.lu/amundi-index-solutions](http://amundi.lu/amundi-index-solutions)

\* Those minimums are applied in USD or in the equivalent amount, in the relevant share class currency.

## Index provider disclaimer

AMUNDI PEA MSCI USA ESG LEADERS (THE "SUB-FUND") IS NOT SPONSORED, ENDORSED, SOLD OR PROMOTED BY MSCI INC. ("MSCI"), ANY OF ITS AFFILIATES, ANY OF ITS INFORMATION PROVIDERS OR ANY THIRD PARTY INVOLVED IN, OR RELATED TO, COMPILING OR CREATING ANY MSCI INDEX (COLLECTIVELY, THE "MSCI PARTIES"). THE MSCI INDICES ARE THE EXCLUSIVE PROPERTY OF MSCI AND ARE SERVICE MARKS OF MSCI OR ITS AFFILIATES. THE MSCI INDICES HAVE BEEN LICENSED FOR USE FOR CERTAIN PURPOSES BY AMUNDI. NONE OF THE MSCI PARTIES MAKES ANY REPRESENTATION OR WARRANTY, EXPRESS OR IMPLIED, TO THE ISSUER OR OWNERS OF THIS SUB-FUND OR ANY OTHER PERSON OR ENTITY REGARDING THE ADVISABILITY OF INVESTING IN SUB-FUNDS GENERALLY OR IN THIS PARTICULAR SUB-FUND OR THE ABILITY OF ANY MSCI INDEX TO TRACK CORRESPONDING STOCK MARKET PERFORMANCE. MSCI OR ITS AFFILIATES ARE THE LICENSORS OF CERTAIN TRADEMARKS, SERVICE MARKS AND TRADE NAMES AND OF THE MSCI INDICES WHICH ARE DETERMINED, COMPOSED AND CALCULATED BY MSCI WITHOUT REGARD TO AMUNDI OR THIS SUB-FUND OR THIS SUB-FUND'S UNITHOLDERS OR ANY OTHER PERSON OR ENTITY.

NONE OF THE MSCI PARTIES HAS ANY OBLIGATION TO TAKE THE NEEDS OF THE AMUNDI, THIS SUB-FUND'S UNITHOLDERS OR ANY OTHER PERSON OR ENTITY INTO CONSIDERATION IN DETERMINING, COMPOSING OR CALCULATING THE MSCI INDICES. NONE OF THE MSCI PARTIES IS RESPONSIBLE FOR OR HAS PARTICIPATED IN DETERMINATION OF THE TIMING OF, PRICES AT, OR QUANTITIES OF THIS SUB-FUND TO BE ISSUED OR IN THE DETERMINATION OR CALCULATION OF THE EQUATION BY OR THE CONSIDERATION INTO WHICH THIS SUB-FUND IS REDEEMABLE. FURTHERMORE, NONE OF THE MSCI PARTIES HAS ANY OBLIGATION OR LIABILITY TO THE ISSUER OR OWNERS OF THIS SUB-FUND OR ANY OTHER PERSON OR ENTITY IN CONNECTION WITH THE ADMINISTRATION, MARKETING OR OFFERING OF THIS SUB-FUND.

ALTHOUGH MSCI SHALL OBTAIN INFORMATION FOR INCLUSION IN OR FOR USE IN THE CALCULATION OF THE MSCI INDICES FROM SOURCES THAT MSCI CONSIDERS RELIABLE, NONE OF THE MSCI PARTIES WARRANTS OR GUARANTEES THE ORIGINALITY, ACCURACY AND/OR THE COMPLETENESS OF ANY MSCI INDEX OR ANY DATA INCLUDED THEREIN. NONE OF THE MSCI PARTIES MAKES ANY WARRANTY, EXPRESS OR IMPLIED, AS TO RESULTS TO BE OBTAINED BY THE ISSUER OF THE SUB-FUND, OWNERS OF THE SUB-FUND, OR ANY OTHER PERSON OR ENTITY, FROM THE USE OF ANY MSCI INDEX OR ANY DATA INCLUDED THEREIN. NONE OF THE MSCI PARTIES SHALL HAVE ANY LIABILITY FOR ANY ERRORS, OMISSIONS OR INTERRUPTIONS OF OR IN CONNECTION WITH ANY MSCI INDEX OR ANY DATA INCLUDED THEREIN. FURTHERMORE, NONE OF THE MSCI PARTIES MAKES ANY EXPRESS OR IMPLIED WARRANTIES OF ANY KIND, AND THE MSCI PARTIES HEREBY EXPRESSLY DISCLAIM ALL WARRANTIES OF MERCHANTABILITY AND FITNESS FOR A PARTICULAR PURPOSE, WITH RESPECT TO EACH MSCI INDEX AND ANY DATA INCLUDED THEREIN. WITHOUT LIMITING ANY OF THE FOREGOING, IN NO EVENT SHALL ANY OF THE MSCI PARTIES HAVE ANY LIABILITY FOR ANY DIRECT, INDIRECT, SPECIAL, PUNITIVE, CONSEQUENTIAL OR ANY OTHER DAMAGES (INCLUDING LOST PROFITS) EVEN IF NOTIFIED OF THE POSSIBILITY OF SUCH DAMAGES.

# AMUNDI MSCI USA MINIMUM VOLATILITY FACTOR

## Objective and Investment Policy

### Objective

To track the performance of MSCI USA Minimum Volatility Index (the "Index"), and to minimize the tracking error between the net asset value of the sub-fund and the performance of the Index.

### Index Description

- General description of the Index

MSCI USA Minimum Volatility Index is an equity index.

The MSCI USA Minimum Volatility Strategy Index measures the performance of a minimum variance strategy applied to the large and mid-cap USA equity universe, selected based on a systematic quantitative optimisation model (the Barra Optimizer model). This model seeks to obtain the lowest possible absolute volatility of the portfolio, via requirements for the diversification of predefined risks (i.e.: min. and max. weighting of securities, sectors with respect to the MSCI USA index) portfolio structure close to that of the MSCI USA Index.

Portfolio volatility is a measure of the risk, consisting of quantifying the amplitude of the variations of the value of the portfolio both to the upside and to the downside over a given period. Accordingly, the higher the volatility, the more the investment in this portfolio will be considered as risky and the more the expectation of gain and/or the risk of loss will be significant. Low volatility nevertheless is not synonymous with risk-free investment.

The Index is a Net Total Return Index : dividends net of tax paid by the index constituents are included in the Index return.

- Index currency: US Dollar
- Index Composition

The index is calculated by optimizing the MSCI USA Index, its parent index, in USD for the lowest absolute risk (within a given set of constraints). The construction of the MSCI USA Minimum Volatility Strategy Index is a two-step process:

1. Determination of a series of risk diversification requirements such as the minimum and maximum weightings applicable to each security and to each sector in order to obtain a portfolio structure that is similar to that of the MSCI USA Index;

2. Selection and weighting of the stocks in the portfolio using the systematic quantitative optimisation matrix for the portfolio (use of the Barra Optimizer model) that takes into account:

- the absolute historical volatility of the equities,
- the risk diversification requirements, and
- a matrix with the correlations of the components of the MSCI USA Index.

- Index Revision

The Index rebalancing is planned semi-annually.

- Index Publication

The Index is calculated and published by MSCI ("MSCI").

MSCI official indices are those calculated by MSCI using:

- the official closing prices of the stock exchanges on which the component securities are traded;
- the WM Reuters closing (16:00 GMT) exchange rates.

MSCI USA Minimum Volatility Index value is available via Bloomberg. At the date of the prospectus, the ticker is: M1USMVOL

The performance tracked is the closing price of the MSCI USA Minimum Volatility Index.

MSCI index methodology, composition, revision rules and additional information concerning the Index underlying components are available on msci.com

## Management Process

The exposure to the Index will be achieved through an indirect replication by investing into financial derivatives instruments delivering the performance of the Index in exchange for the performance of the assets held by the sub-fund.

The sub-fund does not integrate sustainability risks nor take into account principal adverse impact of investments on sustainability factors in its investment process as its objective is to replicate as closely as possible the performance of a benchmark that does not take into consideration such risks in its methodology.

The Sub-Fund does not integrate a consideration of environmentally sustainable economic activities (as prescribed in the Taxonomy Regulation) in its management process. Therefore, for the purpose of the Taxonomy Regulation, it should be noted that the investments underlying the Sub-Fund do not take into account the EU criteria for environmentally sustainable economic activities.

**German Investment Tax Act :** At least 90% of the sub-fund's net asset value is continuously invested in equities listed on a stock exchange or traded on an organized market. For the sake of clarity investments in Real Estate Investment Trusts (as such term is defined by the German Ministry of Finance) and UCITS or UCIs are not included in this percentage.

### Tracking Error

The tracking error measures the volatility of the difference between the return of the sub-fund and the return of the Index. In normal market conditions, it is anticipated that the sub-fund will track the performance of the Index with a tracking error of up to 1%. The return, used to compute the tracking error of the sub-fund, is determined before taking into account any swing pricing mechanism.

### Techniques and instruments on securities and Derivatives

Derivatives are integral to the sub-fund's investment strategies. The sub-fund will swap the performance of the assets held by the sub-fund for that of the Index through a derivative contract or total return swap. For further information please refer to sections "Techniques and Instruments on Securities Financing Transactions" and "Replication Methods for Index and UCITS ETF sub-funds" of this prospectus.

The maximum and expected proportions of the sub-fund's assets that can be subject to SFT and TRS are disclosed in the table "USE OF SECURITIES FINANCING TRANSACTIONS AND TOTAL RETURN SWAPS".

**Sub-fund base currency :** US Dollar

### Investment Manager

Amundi Asset Management

## Main Risks

See "Risk Descriptions" for more information.

### Risks of ordinary market conditions

The Fund has high volatility due to its exposure to equity markets

Currency	Investment fund
Derivatives	Management
Equity	Market
Index replication	Sustainability
Indirect replication	

### Risks of unusual market conditions

Counterparty	Liquidity
Operational	Standard practices

**Risk management method** Commitment

## Planning Your Investment

Designed for Investors who understand the risks of the sub-fund and plan to invest for at least 5 years.

The sub-fund may appeal to investors who:

- are interested in investment growth in the long term
- are looking to replicate the performance of the Index while accepting its associated risks and volatility

**Business day** Any day that is a day when Euronext Paris is fully open.

**Transaction Day** Requests received and accepted by 17:00 CET on a Business day will ordinarily be processed on the NAV of the first business day (including the business day when the relevant requests are received). Transaction settlement will occur within two Business days after the relevant transaction day.

In addition, technical net asset values ("T-NAV") may be calculated and published for any calendar day (excluding Saturdays and Sundays) that is neither a business day nor a transaction day. These T-NAV are merely indicative and will not be the basis for purchasing, switching, redeeming and/or transferring shares.

**NAV publication Day :** Transaction Day +1

**Switching in/out** Permitted

## MAIN SHARE CLASSES AND FEES

Share class	Currency	Min initial Investment*	Fees for share transactions		Annual fees	
			Purchase (max)	Switch (max)	Management (max)	Administration (max)
UCITS ETF	USD	USD 1,000,000	3.00%	1.00%	0.08%	0.10%

See section "Notes on sub-fund Costs" in the prospectus. Other share classes may be available. For a current listing of available classes, go to [amundi.lu/amundi-index-solutions](http://amundi.lu/amundi-index-solutions)

\* Those minimums are applied in USD or in the equivalent amount, in the relevant share class currency.

## Index provider disclaimer

AMUNDI MSCI USA MINIMUM VOLATILITY FACTOR (THE "SUB-FUND") IS NOT SPONSORED, ENDORSED, SOLD OR PROMOTED BY MSCI INC. ("MSCI"), ANY OF ITS AFFILIATES, ANY OF ITS INFORMATION PROVIDERS OR ANY THIRD PARTY INVOLVED IN, OR RELATED TO, COMPILING OR CREATING ANY MSCI INDEX (COLLECTIVELY, THE "MSCI PARTIES"). THE MSCI INDICES ARE THE EXCLUSIVE PROPERTY OF MSCI AND ARE SERVICE MARKS OF MSCI OR ITS AFFILIATES. THE MSCI INDICES HAVE BEEN LICENSED FOR USE FOR CERTAIN PURPOSES BY AMUNDI. NONE OF THE MSCI PARTIES MAKES ANY REPRESENTATION OR WARRANTY, EXPRESS OR IMPLIED, TO THE ISSUER OR OWNERS OF THIS SUB-FUND OR ANY OTHER PERSON OR ENTITY REGARDING THE ADVISABILITY OF INVESTING IN SUB-FUNDS GENERALLY OR IN THIS PARTICULAR SUB-FUND OR THE ABILITY OF ANY MSCI INDEX TO TRACK CORRESPONDING STOCK MARKET PERFORMANCE. MSCI OR ITS AFFILIATES ARE THE LICENSORS OF CERTAIN TRADEMARKS, SERVICE MARKS AND TRADE NAMES AND OF THE MSCI INDICES WHICH ARE DETERMINED, COMPOSED AND CALCULATED BY MSCI WITHOUT REGARD TO AMUNDI OR THIS SUB-FUND OR THIS SUB-FUND'S UNITHOLDERS OR ANY OTHER PERSON OR ENTITY.

NONE OF THE MSCI PARTIES HAS ANY OBLIGATION TO TAKE THE NEEDS OF THE AMUNDI, THIS SUB-FUND'S UNITHOLDERS OR ANY OTHER PERSON OR ENTITY INTO CONSIDERATION IN DETERMINING, COMPOSING OR CALCULATING THE MSCI INDICES. NONE OF THE MSCI PARTIES IS RESPONSIBLE FOR OR HAS PARTICIPATED IN DETERMINATION OF THE TIMING OF, PRICES AT, OR QUANTITIES OF THIS SUB-FUND TO BE ISSUED OR IN THE DETERMINATION OR CALCULATION OF THE EQUATION BY OR THE CONSIDERATION INTO WHICH THIS SUB-FUND IS REDEEMABLE. FURTHERMORE, NONE OF THE MSCI PARTIES HAS ANY OBLIGATION OR LIABILITY TO THE ISSUER OR OWNERS OF THIS SUB-FUND OR ANY OTHER PERSON OR ENTITY IN CONNECTION WITH THE ADMINISTRATION, MARKETING OR OFFERING OF THIS SUB-FUND.

ALTHOUGH MSCI SHALL OBTAIN INFORMATION FOR INCLUSION IN OR FOR USE IN THE CALCULATION OF THE MSCI INDICES FROM SOURCES THAT MSCI CONSIDERS RELIABLE, NONE OF THE MSCI PARTIES WARRANTS OR GUARANTEES THE ORIGINALITY, ACCURACY AND/OR THE COMPLETENESS OF ANY MSCI INDEX OR ANY DATA INCLUDED THEREIN. NONE OF THE MSCI PARTIES MAKES ANY WARRANTY, EXPRESS OR IMPLIED, AS TO RESULTS TO BE OBTAINED BY THE ISSUER OF THE SUB-FUND, OWNERS OF THE SUB-FUND, OR ANY OTHER PERSON OR ENTITY, FROM THE USE OF ANY MSCI INDEX OR ANY DATA INCLUDED THEREIN. NONE OF THE MSCI PARTIES SHALL HAVE ANY LIABILITY FOR ANY ERRORS, OMISSIONS OR INTERRUPTIONS OF OR IN CONNECTION WITH ANY MSCI INDEX OR ANY DATA INCLUDED THEREIN. FURTHERMORE, NONE OF THE MSCI PARTIES MAKES ANY EXPRESS OR IMPLIED WARRANTIES OF ANY KIND, AND THE MSCI PARTIES HEREBY EXPRESSLY DISCLAIM ALL WARRANTIES OF MERCHANTABILITY AND FITNESS FOR A PARTICULAR PURPOSE, WITH RESPECT TO EACH MSCI INDEX AND ANY DATA INCLUDED THEREIN. WITHOUT LIMITING ANY OF THE FOREGOING, IN NO EVENT SHALL ANY OF THE MSCI PARTIES HAVE ANY LIABILITY FOR ANY DIRECT, INDIRECT, SPECIAL, PUNITIVE, CONSEQUENTIAL OR ANY OTHER DAMAGES (INCLUDING LOST PROFITS) EVEN IF NOTIFIED OF THE POSSIBILITY OF SUCH DAMAGES.

## Objective and Investment Policy

### Objective

To track the performance of MSCI WORLD Index (the "Index"), and to minimize the tracking error between the net asset value of the sub-fund and the performance of the Index.

### Index Description

- General description of the Index

MSCI World Index is an equity index representative of the large and mid-cap markets across developed countries as defined in the index methodology.

The Index is a Net Total Return Index : dividends net of tax paid by the index constituents are included in the Index return.

- Index currency: Euro
- Index Composition

According to the MSCI methodology the investment universe of the index aims at covering approximately 85% (+/-5%) of the underlying markets float-adjusted market capitalisation. Each stock of the Index is weighted according to the free float-adjusted market capitalization.

- Index Revision

The Index rebalancing is planned quarterly.

- Index Publication

The Index is calculated and published by MSCI("MSCI").

MSCI official indices are calculated using:

- the official closing prices of the stock exchanges on which the component securities are traded;
- the WM Reuters closing (16:00 GMT) exchange rates.

MSCI WORLD Index value is available via Bloomberg. At the date of the prospectus, the ticker is: MSDEWIN

The performance tracked is the closing price of the MSCI WORLD Index.

MSCI index methodology, composition, revision rules and additional information concerning the Index underlying components are available on [msci.com](http://msci.com)

## Management Process

The exposure to the Index will be achieved through an indirect replication by investing into financial derivatives instruments delivering the performance of the Index in exchange for the performance of the assets held by the sub-fund.

The sub-fund does not integrate sustainability risks nor take into account principal adverse impact of investments on sustainability factors in its investment process as its objective is to replicate as closely as possible the performance of a benchmark that does not take into consideration such risks in its methodology.

The Sub-Fund does not integrate a consideration of environmentally sustainable economic activities (as prescribed in the Taxonomy Regulation) in its management process. Therefore, for the purpose of the Taxonomy Regulation, it should be noted that the investments underlying the Sub-Fund do not take into account the EU criteria for environmentally sustainable economic activities.

**Plan d'Epargne en Actions (PEA) : Eligible**

**German Investment Tax Act :** At least 90% of the sub-fund's net asset value is continuously invested in equities listed on a stock exchange or traded on an organized market. For the sake of clarity investments in Real Estate Investment Trusts (as such term is defined by the German Ministry of Finance) and UCITS or UCIs are not included in this percentage.

### Tracking Error

The tracking error measures the volatility of the difference between the return of the sub-fund and the return of the Index. In normal market conditions, it is anticipated that the sub-fund will track the performance of the Index with a tracking error of up to 1%. The return, used to compute the tracking error of the sub-fund, is determined before taking into account any swing pricing mechanism.

### Techniques and instruments on securities and Derivatives

Derivatives are integral to the sub-fund's investment strategies. The sub-fund will swap the performance of the assets held by the sub-fund for that of the Index through a derivative contract or total return swap. For further information please refer to sections "Techniques and Instruments on Securities Financing Transactions" and "Replication Methods for Index and UCITS ETF sub-funds" of this prospectus.

The maximum and expected proportions of the sub-fund's assets that can be subject to SFT and TRS are disclosed in the table "USE OF SECURITIES FINANCING TRANSACTIONS AND TOTAL RETURN SWAPS."

**Sub-fund base currency :** Euro

### Investment Manager

Amundi Asset Management

## Main Risks

See "Risk Descriptions" for more information.

### Risks of ordinary market conditions

The Fund has high volatility due to its exposure to equity markets

Currency	Investment fund
Derivatives	Management
Equity	Market
Index replication	Sustainability
Indirect replication	

### Risks of unusual market conditions

Counterparty	Liquidity
Operational	Standard practices

**Risk management method** Commitment

## Planning Your Investment

Designed for Investors who understand the risks of the sub-fund and plan to invest for at least 5 years.

The sub-fund may appeal to investors who:

- are interested in investment growth in the long term
- are looking to replicate the performance of the Index while accepting its associated risks and volatility

**Business day** Any day that is a day when Euronext Paris is fully open.

**Transaction Day** Requests received and accepted by 17:00 CET on a Business day will ordinarily be processed on the NAV of the first following day that is a business day. Transaction settlement will occur within two Business days after the relevant transaction day.

In addition, technical net asset values ("T-NAV") may be calculated and published for any calendar day (excluding Saturdays and Sundays) that is neither a business day nor a transaction day. These T-NAV are merely indicative and will not be the basis for purchasing, switching, redeeming and/or transferring shares.

**NAV publication Day :** Transaction Day +1

**Switching in/out** Permitted

## MAIN SHARE CLASSES AND FEES

Share class	Currency	Min initial Investment*	Fees for share transactions		Annual fees	
			Purchase (max)	Switch (max)	Management (max)	Administration (max)
UCITS ETF - EUR	EUR	USD 1,000,000	3.00%	1.00%	0.28%	0.10%
UCITS ETF – USD	USD	USD 1,000,000	3.00%	1.00%	0.28%	0.10%

See section "Notes on sub-fund Costs" in the prospectus. Other share classes may be available. For a current listing of available classes, go to [amundi.lu/amundi-index-solutions](http://amundi.lu/amundi-index-solutions)

\* Those minimums are applied in USD or in the equivalent amount, in the relevant share class currency.

## Index provider disclaimer

AMUNDI MSCI WORLD (THE "SUB-FUND") IS NOT SPONSORED, ENDORSED, SOLD OR PROMOTED BY MSCI INC. ("MSCI"), ANY OF ITS AFFILIATES, ANY OF ITS INFORMATION PROVIDERS OR ANY THIRD PARTY INVOLVED IN, OR RELATED TO, COMPILING OR CREATING ANY MSCI INDEX (COLLECTIVELY, THE "MSCI PARTIES"). THE MSCI INDICES ARE THE EXCLUSIVE PROPERTY OF MSCI AND ARE SERVICE MARKS OF MSCI OR ITS AFFILIATES. THE MSCI INDICES HAVE BEEN LICENSED FOR USE FOR CERTAIN PURPOSES BY AMUNDI. NONE OF THE MSCI PARTIES MAKES ANY REPRESENTATION OR WARRANTY, EXPRESS OR IMPLIED, TO THE ISSUER OR OWNERS OF THIS SUB-FUND OR ANY OTHER PERSON OR ENTITY REGARDING THE ADVISABILITY OF INVESTING IN SUB-FUNDS GENERALLY OR IN THIS PARTICULAR SUB-FUND OR THE ABILITY OF ANY MSCI INDEX TO TRACK CORRESPONDING STOCK MARKET PERFORMANCE. MSCI OR ITS AFFILIATES ARE THE LICENSORS OF CERTAIN TRADEMARKS, SERVICE MARKS AND TRADE NAMES AND OF THE MSCI INDICES WHICH ARE DETERMINED, COMPOSED AND CALCULATED BY MSCI WITHOUT REGARD TO AMUNDI OR THIS SUB-FUND OR THIS SUB-FUND'S UNITHOLDERS OR ANY OTHER PERSON OR ENTITY.

NONE OF THE MSCI PARTIES HAS ANY OBLIGATION TO TAKE THE NEEDS OF THE AMUNDI, THIS SUB-FUND'S UNITHOLDERS OR ANY OTHER PERSON OR ENTITY INTO CONSIDERATION IN DETERMINING, COMPOSING OR CALCULATING THE MSCI INDICES. NONE OF THE MSCI PARTIES IS RESPONSIBLE FOR OR HAS PARTICIPATED IN DETERMINATION OF THE TIMING OF, PRICES AT, OR QUANTITIES OF THIS SUB-FUND TO BE ISSUED OR IN THE DETERMINATION OR CALCULATION OF THE EQUATION BY OR THE CONSIDERATION INTO WHICH THIS SUB-FUND IS REDEEMABLE. FURTHERMORE, NONE OF THE MSCI PARTIES HAS ANY OBLIGATION OR LIABILITY TO THE ISSUER OR OWNERS OF THIS SUB-FUND OR ANY OTHER PERSON OR ENTITY IN CONNECTION WITH THE ADMINISTRATION, MARKETING OR OFFERING OF THIS SUB-FUND.

ALTHOUGH MSCI SHALL OBTAIN INFORMATION FOR INCLUSION IN OR FOR USE IN THE CALCULATION OF THE MSCI INDICES FROM SOURCES THAT MSCI CONSIDERS RELIABLE, NONE OF THE MSCI PARTIES WARRANTS OR GUARANTEES THE ORIGINALITY, ACCURACY AND/OR THE COMPLETENESS OF ANY MSCI INDEX OR ANY DATA INCLUDED THEREIN. NONE OF THE MSCI PARTIES MAKES ANY WARRANTY, EXPRESS OR IMPLIED, AS TO RESULTS TO BE OBTAINED BY THE ISSUER OF THE SUB-FUND, OWNERS OF THE SUB-FUND, OR ANY OTHER PERSON OR ENTITY, FROM THE USE OF ANY MSCI INDEX OR ANY DATA INCLUDED THEREIN. NONE OF THE MSCI PARTIES SHALL HAVE ANY LIABILITY FOR ANY ERRORS, OMISSIONS OR INTERRUPTIONS OF OR IN CONNECTION WITH ANY MSCI INDEX OR ANY DATA INCLUDED THEREIN. FURTHERMORE, NONE OF THE MSCI PARTIES MAKES ANY EXPRESS OR IMPLIED WARRANTIES OF ANY KIND, AND THE MSCI PARTIES HEREBY EXPRESSLY DISCLAIM ALL WARRANTIES OF MERCHANTABILITY AND FITNESS FOR A PARTICULAR PURPOSE, WITH RESPECT TO EACH MSCI INDEX AND ANY DATA INCLUDED THEREIN. WITHOUT LIMITING ANY OF THE FOREGOING, IN NO EVENT SHALL ANY OF THE MSCI PARTIES HAVE ANY LIABILITY FOR ANY DIRECT, INDIRECT, SPECIAL, PUNITIVE, CONSEQUENTIAL OR ANY OTHER DAMAGES (INCLUDING LOST PROFITS) EVEN IF NOTIFIED OF THE POSSIBILITY OF SUCH DAMAGES.

# AMUNDI MSCI WORLD III

---

## Objective and Investment Policy

### Objective

To track the performance of MSCI WORLD Index ("the Index"), and to minimize the tracking error between the net asset value of the sub-fund and the performance of the Index.

### Index Description

- General description of the Index

MSCI World Index is an equity index representative of the large and mid-cap markets across developed countries.

The Index is a Net Total Return Index : dividends net of tax paid by the index constituents are included in the Index return.

- Index currency: US Dollar
- Index Composition

Each stock of the Index is weighted in function of the size of its capitalization, adjusted with its free float.

- Index Revision

The Index rebalancing is planned quarterly.

- Index Publication

The Index is calculated and published by MSCI ("MSCI").

MSCI official indices are calculated using:

- the official closing prices of the stock exchanges on which the component securities are traded;
- the WM Reuters closing (16:00 GMT) exchange rates.

MSCI WORLD Index value is available via Bloomberg. At the date of the prospectus, the ticker is: NDDUWI

The performance tracked is the closing price of the MSCI WORLD Index.

MSCI index methodology, composition, revision rules and additional information concerning the Index underlying components are available on [msci.com](https://www.msci.com)

## Management Process

The exposure to the Index will be achieved through an indirect replication by investing into financial derivatives instruments delivering the performance of the Index in exchange for the performance of the assets held by the sub-fund.

The sub-fund does not integrate sustainability risks nor take into account principal adverse impact of investments on sustainability factors in its investment process as its objective is to replicate as closely as possible the performance of a benchmark that does not take into consideration such risks in its methodology.

The Sub-Fund does not integrate a consideration of environmentally sustainable economic activities (as prescribed in the Taxonomy Regulation) in its management process. Therefore, for the purpose of the Taxonomy Regulation, it should be noted that the investments underlying the Sub-Fund do not take into account the EU criteria for environmentally sustainable economic activities.

**German Investment Tax Act** : At least 90% of the sub-fund's net asset value is continuously invested in equities listed on a stock exchange or traded on an organized market. For the sake of clarity investments in Real Estate Investment Trusts (as such term is defined by the German Ministry of Finance) and UCITS or UCIS are not included in this percentage.

### Tracking Error

The tracking error measures the volatility of the difference between the return of the sub-fund and the return of the Index. In normal market conditions, it is anticipated that the sub-fund will track the performance of the Index with a tracking error of up to 1%. The return, used to compute the tracking error of the sub-fund, is determined before taking into account any swing pricing mechanism.

### Techniques and instruments on securities and Derivatives

Derivatives are integral to the sub-fund's investment strategies. The sub-fund will swap the performance of the assets held by the sub-fund for that of the Index through a derivative contract or total return swap. For further information please refer to sections "Techniques and Instruments on Securities Financing Transactions" and "Replication Methods for Index and UCITS ETF sub-funds" of this prospectus.

The maximum and expected proportions of the sub-fund's assets that can be subject to SFT and TRS are disclosed in the table "USE OF SECURITIES FINANCING TRANSACTIONS AND TOTAL RETURN SWAPS".

**Sub-fund base currency** : US Dollar

### Investment Manager

Amundi Asset Management

## Main Risks

See "*Risk Descriptions*" for more information.

### Risks of ordinary market conditions

The Fund has high volatility due to its exposure to equity markets

Currency	Investment fund
Derivatives	Management
Equity	Market
Index replication	Sustainability
Indirect replication	
Listing market liquidity (ETF share class)	

### Risks of unusual market conditions

Counterparty	Liquidity
Operational	Standard practices
Default	

**Risk management method** Commitment

## Planning Your Investment

Designed for Investors who understand the risks of the sub-fund and plan to invest for at least 5 years .

The sub-fund may appeal to investors who:

- are interested in investment growth in the long term
- are looking to replicate the performance of the Index while accepting its associated risks and volatility

**Business day** Any day that is a day when Euronext Paris is fully open.

**Transaction Day** Requests received and accepted by 17:00 CET on a Business day will ordinarily be processed on the NAV of the first following day that is a business day .Transaction settlement will occur within two Business days after the relevant transaction day.

In addition, technical net asset values ("T-NAV") may be calculated and published for any calendar day (excluding Saturdays and Sundays) that is neither a business day nor a transaction day. These T-NAV are merely indicative and will not be the basis for purchasing, switching, redeeming and/or transferring shares.

**NAV publication Day :**        **Transaction Day +1**

**Switching in/out**                      Permitted

## MAIN SHARE CLASSES AND FEES

Share class	Currency	Min initial Investment*	Fees for share transactions		Annual fees	
			Purchase (max)	Switch (max)	Management (max)	Administration (max)
UCITS ETF	USD	USD 1,000,000	3.00%	1.00%	0.10%	0.10%

See section "Notes on sub-fund Costs" in the prospectus. Other share classes may be available. For a current listing of available classes, go to [amundi.lu/amundi-index-solutions](http://amundi.lu/amundi-index-solutions)

\* Those minimums are applied in USD or in the equivalent amount, in the relevant share class currency.

## Index provider disclaimer

AMUNDI MSCI WORLD III (THE "SUB-FUND") IS NOT SPONSORED, ENDORSED, SOLD OR PROMOTED BY MSCI INC. ("MSCI"), ANY OF ITS AFFILIATES, ANY OF ITS INFORMATION PROVIDERS OR ANY THIRD PARTY INVOLVED IN, OR RELATED TO, COMPILING OR CREATING ANY MSCI INDEX (COLLECTIVELY, THE "MSCI PARTIES"). THE MSCI INDICES ARE THE EXCLUSIVE PROPERTY OF MSCI AND ARE SERVICE MARKS OF MSCI OR ITS AFFILIATES. THE MSCI INDICES HAVE BEEN LICENSED FOR USE FOR CERTAIN PURPOSES BY AMUNDI. NONE OF THE MSCI PARTIES MAKES ANY REPRESENTATION OR WARRANTY, EXPRESS OR IMPLIED, TO THE ISSUER OR OWNERS OF THIS SUB-FUND OR ANY OTHER PERSON OR ENTITY REGARDING THE ADVISABILITY OF INVESTING IN SUB-FUNDS GENERALLY OR IN THIS PARTICULAR SUB-FUND OR THE ABILITY OF ANY MSCI INDEX TO TRACK CORRESPONDING STOCK MARKET PERFORMANCE. MSCI OR ITS AFFILIATES ARE THE LICENSORS OF CERTAIN TRADEMARKS, SERVICE MARKS AND TRADE NAMES AND OF THE MSCI INDICES WHICH ARE DETERMINED, COMPOSED AND CALCULATED BY MSCI WITHOUT REGARD TO AMUNDI OR THIS SUB-FUND OR THIS SUB-FUND'S UNITHOLDERS OR ANY OTHER PERSON OR ENTITY.

NONE OF THE MSCI PARTIES HAS ANY OBLIGATION TO TAKE THE NEEDS OF THE AMUNDI, THIS SUB-FUND'S UNITHOLDERS OR ANY OTHER PERSON OR ENTITY INTO CONSIDERATION IN DETERMINING, COMPOSING OR CALCULATING THE MSCI INDICES. NONE OF THE MSCI PARTIES IS RESPONSIBLE FOR OR HAS PARTICIPATED IN DETERMINATION OF THE TIMING OF, PRICES AT, OR QUANTITIES OF THIS SUB-FUND TO BE ISSUED OR IN THE DETERMINATION OR CALCULATION OF THE EQUATION BY OR THE CONSIDERATION INTO WHICH THIS SUB-FUND IS REDEEMABLE. FURTHERMORE, NONE OF THE MSCI PARTIES HAS ANY OBLIGATION OR LIABILITY TO THE ISSUER OR OWNERS OF THIS SUB-FUND OR ANY OTHER PERSON OR ENTITY IN CONNECTION WITH THE ADMINISTRATION, MARKETING OR OFFERING OF THIS SUB-FUND.

ALTHOUGH MSCI SHALL OBTAIN INFORMATION FOR INCLUSION IN OR FOR USE IN THE CALCULATION OF THE MSCI INDICES FROM SOURCES THAT MSCI CONSIDERS RELIABLE, NONE OF THE MSCI PARTIES WARRANTS OR GUARANTEES THE ORIGINALITY, ACCURACY AND/OR THE COMPLETENESS OF ANY MSCI INDEX OR ANY DATA INCLUDED THEREIN. NONE OF THE MSCI PARTIES MAKES ANY WARRANTY, EXPRESS OR IMPLIED, AS TO RESULTS TO BE OBTAINED BY THE ISSUER OF THE SUB-FUND, OWNERS OF THE SUB-FUND, OR ANY OTHER PERSON OR ENTITY, FROM THE USE OF ANY MSCI INDEX OR ANY DATA INCLUDED THEREIN. NONE OF THE MSCI PARTIES SHALL HAVE ANY LIABILITY FOR ANY ERRORS, OMISSIONS OR INTERRUPTIONS OF OR IN CONNECTION WITH ANY MSCI INDEX OR ANY DATA INCLUDED THEREIN. FURTHERMORE, NONE OF THE MSCI PARTIES MAKES ANY EXPRESS OR IMPLIED WARRANTIES OF ANY KIND, AND THE MSCI PARTIES HEREBY EXPRESSLY DISCLAIM ALL WARRANTIES OF MERCHANTABILITY AND FITNESS FOR A PARTICULAR PURPOSE, WITH RESPECT TO EACH MSCI INDEX AND ANY DATA INCLUDED THEREIN. WITHOUT LIMITING ANY OF THE FOREGOING, IN NO EVENT SHALL ANY OF THE MSCI PARTIES HAVE ANY LIABILITY FOR ANY DIRECT, INDIRECT, SPECIAL, PUNITIVE, CONSEQUENTIAL OR ANY OTHER DAMAGES (INCLUDING LOST PROFITS) EVEN IF NOTIFIED OF THE POSSIBILITY OF SUCH DAMAGES.



# AMUNDI GLOBAL BIOENERGY ESG SCREENED

## Objective and Investment Policy

### Objective

To track the performance of Bloomberg BioEnergy ESG Index (the "Index"), and to minimize the tracking error between the net asset value of the sub-fund and the performance of the Index.

The sub-fund is a financial product that promotes among other characteristics ESG characteristics pursuant to Article 8 of the Disclosure Regulation, as further described in Annex 1 - ESG Related Disclosures to this Prospectus.

### Index Description

- General description of the Index

Bloomberg BioEnergy ESG Index is constructed to track the performance of companies that are expected to generate a meaningful portion of revenue from the production, storage, and distribution of ethanol, biodiesel, and renewable fuel. In addition, securities must meet certain minimum ESG standards.

The Index is a Net Total Return Index : dividends net of tax paid by the index constituents are included in the Index return.

- Index currency: US Dollar
- Index Composition

To be selected for the Bloomberg BioEnergy ESG Index, a security must be a member of the Bloomberg BioEnergy Benchmark Index (the "Parent Index"). The securities of the parent index respect the following eligibility process:

- be a member of the Developed Markets, China, or South Korea universes  
- be classified as belonging to the Gold or Silver tiers within the Biofuels ecosystem as determined by the Bloomberg Intelligence (BI) Theme-Basket committee

- have a minimum free float market capitalization of \$200 million  
- have a minimum 90-day average daily value traded of \$2 million.

Securities are screened for any involvement in controversial ESG activities, as further described in Annex 1 - ESG Related Disclosures to this Prospectus.

- Index Revision

The Index rebalancing is planned quarterly.

- Index Publication

The Index is calculated and published by Bloomberg.

Bloomberg BioEnergy ESG Index value is available via Bloomberg. At the date of the prospectus, the ticker is: BBIOEN

Bloomberg index methodology, composition, revision rules and additional information concerning the Index underlying components are available on bloomberg.com

## Management Process

The exposure to the Index will be achieved through a direct replication, mainly by making direct investments in transferable securities and/or other eligible assets representing the Index constituents in a proportion extremely close to their proportion in the index.

The sub-fund integrates sustainability risks and takes into account principal adverse impacts of investments on sustainability factors in its investment process as outlined in more detail in section "Sustainable Investing" of this prospectus and will not hold any securities of companies involved in the production or sale of controversial weapons, or companies in breach of international conventions on Human or Labor Rights, or companies involved in controversial industries: tobacco, thermal coal, nuclear weapons or unconventional oil & gas as defined in "Replication Methods".

**German Investment Tax Act** : At least 60% of the sub-fund's net asset value is continuously invested in equities listed on a stock exchange or traded on an organized market. For the sake of clarity investments in Real Estate Investment Trusts (as such term is defined by the German Ministry of Finance) and UCITS or UCIs are not included in this percentage.

### Tracking Error

The tracking error measures the volatility of the difference between the return of the sub-fund and the return of the Index. In normal market conditions, it is anticipated that the sub-fund will track the performance of the Index with a tracking error of up to 1%. The return, used to compute the tracking error of the sub-fund, is determined before taking into account any swing pricing mechanism.

### Techniques and instruments on securities and Derivatives

In order to deal with inflows and outflows and also with some local market specificities (market access and liquidity, local tax); the Investment Manager will be able to combine the direct replication with a replication through derivatives such as amongst other futures. In case of such replication, the sub-fund may hold deposits while keeping full exposure to the Index.

The sub-fund may enter into any efficient portfolio management techniques and instruments relating to transferable securities and money market instruments, such as securities lending and borrowing, reverse purchase agreement and repurchase agreement for the purposes of efficient portfolio management as described and in compliance with sections "Techniques and Instruments on Securities Financing Transactions" and "Replication Methods" of this prospectus. In particular, such techniques and instruments may be used in order to generate additional income.

The maximum and expected proportions of the sub-fund's assets that can be subject to SFT and TRS are disclosed in the table "USE OF SECURITIES FINANCING TRANSACTIONS AND TOTAL RETURN SWAPS".

**Sub-fund base currency** : Euro

### Investment Manager

Amundi Asset Management

## Main Risks

See "Risk Descriptions" for more information.

### Risks of ordinary market conditions

The Fund has high volatility due to its exposure to equity markets

Currency	Management
Derivatives	Market
Equity	Sustainable Investment
Index replication	Use of techniques and Instruments
Investment fund	

### Risks of unusual market conditions

Counterparty	Liquidity
Operational	Standard practices

**Risk management method** : Commitment

## Planning Your Investment

Designed for Investors who understand the risks of the sub-fund and plan to invest for at least 5 years.

The sub-fund may appeal to investors who:

- are interested in investment growth in the long term
- are looking to replicate the performance of the Index while accepting its associated risks and volatility

**Business day** Any day that is a day when Euronext Paris is fully open.

**Transaction Day** Requests received and accepted by 14:00 CET on a Business day will ordinarily be processed on the NAV of the first following day that is a business day and also a full bank business day in USA market and in Finland market. Transaction settlement will occur within two Business days after the relevant transaction day.

In addition, technical net asset values ("T-NAV") may be calculated and published for any calendar day (excluding Saturdays and Sundays) that is neither a business day nor a transaction day. These T-NAV are merely indicative and will not be the basis for purchasing, switching, redeeming and/or transferring shares.

**NAV publication Day :** Transaction Day +1

**Switching in/out** Permitted

## MAIN SHARE CLASSES AND FEES

Share class	Currency	Min initial Investment*	Fees for share transactions		Annual fees	
			Purchase (max)	Switch (max)	Management (max)	Administration (max)
UCITS ETF - EUR	EUR	USD 1,000,000	3.00%	1.00%	0.25%	0.10%
UCITS ETF - USD	USD	USD 1,000,000	3.00%	1.00%	0.25%	0.10%

See section "Notes on sub-fund Costs" in the prospectus. Other share classes may be available. For a current listing of available classes, go to [amundi.lu/amundi-index-solutions](http://amundi.lu/amundi-index-solutions)

\* Those minimums are applied in USD or in the equivalent amount, in the relevant share class currency.

## Index provider disclaimer

"Bloomberg®" and Bloomberg BioEnergy ESG Index are service marks of Bloomberg Finance L.P. and its affiliates, including Bloomberg Index Services Limited ("BISL"), the administrator of the index (collectively, "Bloomberg"), and have been licensed for use for certain purposes by Amundi Asset Management.

The Sub-Funds are not sponsored, endorsed, sold or promoted by Bloomberg. Bloomberg does not make any representation or warranty, express or implied, to the owners of or counterparties to the AMUNDI GLOBAL BIOENERGY ESG SCREENED or any member of the public regarding the advisability of investing in securities generally or in the AMUNDI GLOBAL BIOENERGY ESG SCREENED particularly. The only relationship of Bloomberg to Amundi Asset Management is the licensing of certain trademarks, trade names and service marks and of the Bloomberg BioEnergy ESG Index, which is determined, composed and calculated by BISL without regard to Amundi Asset Management or the AMUNDI GLOBAL BIOENERGY ESG SCREENED. Bloomberg has no obligation to take the needs of Amundi Asset Management or the owners of the AMUNDI GLOBAL BIOENERGY ESG SCREENED into consideration in determining, composing or calculating the Bloomberg BioEnergy ESG Index. Bloomberg is not responsible for and has not participated in the determination of the timing of, prices at, or quantities of the AMUNDI GLOBAL BIOENERGY ESG SCREENED to be issued. Bloomberg shall not have any obligation or liability, including, without limitation, to AMUNDI GLOBAL BIOENERGY ESG SCREENED customers, in connection with the administration, marketing or trading of the AMUNDI GLOBAL BIOENERGY ESG SCREENED.

BLOOMBERG DOES NOT GUARANTEE THE ACCURACY AND/OR THE COMPLETENESS OF THE BLOOMBERG BIOENERGY ESG INDEX OR ANY DATA RELATED THERETO AND SHALL HAVE NO LIABILITY FOR ANY ERRORS, OMISSIONS OR INTERRUPTIONS THEREIN. BLOOMBERG DOES NOT MAKE ANY WARRANTY, EXPRESS OR IMPLIED, AS TO RESULTS TO BE OBTAINED BY AMUNDI ASSET MANAGEMENT, OWNERS OF THE AMUNDI GLOBAL BIOENERGY ESG SCREENED OR ANY OTHER PERSON OR ENTITY FROM THE USE OF THE BLOOMBERG BIOENERGY ESG INDEX OR ANY DATA RELATED THERETO. BLOOMBERG DOES NOT MAKE ANY EXPRESS OR IMPLIED WARRANTIES AND EXPRESSLY DISCLAIMS ALL WARRANTIES OF MERCHANTABILITY OR FITNESS FOR A PARTICULAR PURPOSE OR USE WITH RESPECT TO THE BLOOMBERG BIOENERGY ESG INDEX OR ANY DATA RELATED THERETO. WITHOUT LIMITING ANY OF THE FOREGOING, TO THE MAXIMUM EXTENT ALLOWED BY LAW, BLOOMBERG, ITS LICENSORS, AND ITS AND THEIR RESPECTIVE EMPLOYEES, CONTRACTORS, AGENTS, SUPPLIERS, AND VENDORS SHALL HAVE NO LIABILITY OR RESPONSIBILITY WHATSOEVER FOR ANY INJURY OR DAMAGES - WHETHER DIRECT, INDIRECT, CONSEQUENTIAL, INCIDENTAL, PUNITIVE OR OTHERWISE - ARISING IN CONNECTION WITH THE AMUNDI GLOBAL BIOENERGY ESG SCREENED OR BLOOMBERG BIOENERGY ESG INDEX OR ANY DATA OR VALUES RELATING THERETO - WHETHER ARISING FROM THEIR NEGLIGENCE OR OTHERWISE, EVEN IF NOTIFIED OF THE POSSIBILITY THEREOF.

## Objective and Investment Policy

### Objective

To track the performance of MSCI World ex Europe Index (the "Index"), and to minimize the tracking error between the net asset value of the sub-fund and the performance of the Index.

### Index Description

- General description of the Index

MSCI World ex Europe Index is an equity index representative of the large and mid-cap markets across developed countries (as defined in the index methodology), excluding European countries.

The Index is a Net Total Return Index : dividends net of tax paid by the index constituents are included in the Index return.

- Index currency: Euro
- Index Composition

According to the MSCI methodology the investment universe of the index aims at covering approximately 85% (+/-5%) of the underlying markets float-adjusted market capitalisation. Each stock of the Index is weighted according to the free float-adjusted market capitalization.

- Index Revision

The Index rebalancing is planned quarterly.

- Index Publication

The Index is calculated and published by MSCI("MSCI").

MSCI official indices are calculated using:

- the official closing prices of the stock exchanges on which the component securities are traded;
- the WM Reuters closing (16:00 GMT) exchange rates.

MSCI World ex Europe Index value is available via Bloomberg. At the date of the prospectus, the ticker is: MSDEWEUN

The performance tracked is the closing price of the MSCI World ex Europe Index.

MSCI index methodology, composition, revision rules and additional information concerning the Index underlying components are available on [msci.com](http://msci.com)

## Management Process

The exposure to the Index will be achieved through an indirect replication by investing into financial derivatives instruments delivering the performance of the Index in exchange for the performance of the assets held by the sub-fund.

The sub-fund does not integrate sustainability risks nor take into account principal adverse impact of investments on sustainability factors in its investment process as its objective is to replicate as closely as possible the performance of a benchmark that does not take into consideration such risks in its methodology.

The Sub-Fund does not integrate a consideration of environmentally sustainable economic activities (as prescribed in the Taxonomy Regulation) in its management process. Therefore, for the purpose of the Taxonomy Regulation, it should be noted that the investments underlying the Sub-Fund do not take into account the EU criteria for environmentally sustainable economic activities.

**German Investment Tax Act** : At least 90% of the sub-fund's net asset value is continuously invested in equities listed on a stock exchange or traded on an organized market. For the sake of clarity investments in Real Estate Investment Trusts (as such term is defined by the German Ministry of Finance) and UCITS or UCIs are not included in this percentage.

### Tracking Error

The tracking error measures the volatility of the difference between the return of the sub-fund and the return of the Index. In normal market conditions, it is anticipated that the sub-fund will track the performance of the Index with a tracking error of up to 1%. The return, used to compute the tracking error of the sub-fund, is determined before taking into account any swing pricing mechanism.

### Techniques and instruments on securities and Derivatives

Derivatives are integral to the sub-fund's investment strategies. The sub-fund will swap the performance of the assets held by the sub-fund for that of the Index through a derivative contract or total return swap. For further information please refer to sections "Techniques and Instruments on Securities Financing Transactions" and "Replication Methods for Index and UCITS ETF sub-funds" of this prospectus.

The maximum and expected proportions of the sub-fund's assets that can be subject to SFT and TRS are disclosed in the table "USE OF SECURITIES FINANCING TRANSACTIONS AND TOTAL RETURN SWAPS."

**Sub-fund base currency** : Euro

### Investment Manager

Amundi Asset Management

## Main Risks

See "Risk Descriptions" for more information.

### Risks of ordinary market conditions

The Fund has high volatility due to its exposure to equity markets

Currency	Investment fund
Derivatives	Management
Equity	Market
Index replication	Sustainability
Indirect replication	

### Risks of unusual market conditions

Counterparty	Liquidity
Operational	Standard practices

**Risk management method** Commitment

## Planning Your Investment

Designed for Investors who understand the risks of the sub-fund and plan to invest for at least 5 years.

The sub-fund may appeal to investors who:

- are interested in investment growth in the long term
- are looking to replicate the performance of the Index while accepting its associated risks and volatility

**Business day** Any day that is a day when Euronext Paris is fully open.

**Transaction Day** Requests received and accepted by 17:00 CET on a Business day will ordinarily be processed on the NAV of the first following day that is a business day. Transaction settlement will occur within two Business days after the relevant transaction day.

In addition, technical net asset values ("T-NAV") may be calculated and published for any calendar day (excluding Saturdays and Sundays) that is neither a business day nor a transaction day. These T-NAV are merely indicative and will not be the basis for purchasing, switching, redeeming and/or transferring shares.

**NAV publication Day :** Transaction Day +1

**Switching in/out** Permitted

## MAIN SHARE CLASSES AND FEES

Share class	Currency	Min initial Investment*	Fees for share transactions		Annual fees	
			Purchase (max)	Switch (max)	Management (max)	Administration (max)
UCITS ETF - EUR	EUR	USD 1,000,000	3.00%	1.00%	0.25%	0.10%

See section "Notes on sub-fund Costs" in the prospectus. Other share classes may be available. For a current listing of available classes, go to [amundi.lu/amundi-index-solutions](http://amundi.lu/amundi-index-solutions)

\* Those minimums are applied in USD or in the equivalent amount, in the relevant share class currency.

## Index provider disclaimer

AMUNDI MSCI WORLD EX EUROPE (THE "SUB-FUND") IS NOT SPONSORED, ENDORSED, SOLD OR PROMOTED BY MSCI INC. ("MSCI"), ANY OF ITS AFFILIATES, ANY OF ITS INFORMATION PROVIDERS OR ANY THIRD PARTY INVOLVED IN, OR RELATED TO, COMPILING OR CREATING ANY MSCI INDEX (COLLECTIVELY, THE "MSCI PARTIES"). THE MSCI INDICES ARE THE EXCLUSIVE PROPERTY OF MSCI AND ARE SERVICE MARKS OF MSCI OR ITS AFFILIATES. THE MSCI INDICES HAVE BEEN LICENSED FOR USE FOR CERTAIN PURPOSES BY AMUNDI. NONE OF THE MSCI PARTIES MAKES ANY REPRESENTATION OR WARRANTY, EXPRESS OR IMPLIED, TO THE ISSUER OR OWNERS OF THIS SUB-FUND OR ANY OTHER PERSON OR ENTITY REGARDING THE ADVISABILITY OF INVESTING IN SUB-FUNDS GENERALLY OR IN THIS PARTICULAR SUB-FUND OR THE ABILITY OF ANY MSCI INDEX TO TRACK CORRESPONDING STOCK MARKET PERFORMANCE. MSCI OR ITS AFFILIATES ARE THE LICENSORS OF CERTAIN TRADEMARKS, SERVICE MARKS AND TRADE NAMES AND OF THE MSCI INDICES WHICH ARE DETERMINED, COMPOSED AND CALCULATED BY MSCI WITHOUT REGARD TO AMUNDI OR THIS SUB-FUND OR THIS SUB-FUND'S UNITHOLDERS OR ANY OTHER PERSON OR ENTITY.

NONE OF THE MSCI PARTIES HAS ANY OBLIGATION TO TAKE THE NEEDS OF THE AMUNDI, THIS SUB-FUND'S UNITHOLDERS OR ANY OTHER PERSON OR ENTITY INTO CONSIDERATION IN DETERMINING, COMPOSING OR CALCULATING THE MSCI INDICES. NONE OF THE MSCI PARTIES IS RESPONSIBLE FOR OR HAS PARTICIPATED IN DETERMINATION OF THE TIMING OF, PRICES AT, OR QUANTITIES OF THIS SUB-FUND TO BE ISSUED OR IN THE DETERMINATION OR CALCULATION OF THE EQUATION BY OR THE CONSIDERATION INTO WHICH THIS SUB-FUND IS REDEEMABLE. FURTHERMORE, NONE OF THE MSCI PARTIES HAS ANY OBLIGATION OR LIABILITY TO THE ISSUER OR OWNERS OF THIS SUB-FUND OR ANY OTHER PERSON OR ENTITY IN CONNECTION WITH THE ADMINISTRATION, MARKETING OR OFFERING OF THIS SUB-FUND.

ALTHOUGH MSCI SHALL OBTAIN INFORMATION FOR INCLUSION IN OR FOR USE IN THE CALCULATION OF THE MSCI INDICES FROM SOURCES THAT MSCI CONSIDERS RELIABLE, NONE OF THE MSCI PARTIES WARRANTS OR GUARANTEES THE ORIGINALITY, ACCURACY AND/OR THE COMPLETENESS OF ANY MSCI INDEX OR ANY DATA INCLUDED THEREIN. NONE OF THE MSCI PARTIES MAKES ANY WARRANTY, EXPRESS OR IMPLIED, AS TO RESULTS TO BE OBTAINED BY THE ISSUER OF THE SUB-FUND, OWNERS OF THE SUB-FUND, OR ANY OTHER PERSON OR ENTITY, FROM THE USE OF ANY MSCI INDEX OR ANY DATA INCLUDED THEREIN. NONE OF THE MSCI PARTIES SHALL HAVE ANY LIABILITY FOR ANY ERRORS, OMISSIONS OR INTERRUPTIONS OF OR IN CONNECTION WITH ANY MSCI INDEX OR ANY DATA INCLUDED THEREIN. FURTHERMORE, NONE OF THE MSCI PARTIES MAKES ANY EXPRESS OR IMPLIED WARRANTIES OF ANY KIND, AND THE MSCI PARTIES HEREBY EXPRESSLY DISCLAIM ALL WARRANTIES OF MERCHANTABILITY AND FITNESS FOR A PARTICULAR PURPOSE, WITH RESPECT TO EACH MSCI INDEX AND ANY DATA INCLUDED THEREIN. WITHOUT LIMITING ANY OF THE FOREGOING, IN NO EVENT SHALL ANY OF THE MSCI PARTIES HAVE ANY LIABILITY FOR ANY DIRECT, INDIRECT, SPECIAL, PUNITIVE, CONSEQUENTIAL OR ANY OTHER DAMAGES (INCLUDING LOST PROFITS) EVEN IF NOTIFIED OF THE POSSIBILITY OF SUCH DAMAGES.

## Objective and Investment Policy

### Objective

To track the performance of MSCI World Financials Index (the "Index"), and to minimize the tracking error between the net asset value of the sub-fund and the performance of the Index.

### Index Description

- General description of the Index

MSCI World Financials Index is an equity index representative of leading financial securities according to the Global Industry Classification Standard (GICS) traded in the equity markets of the developed countries (as defined in the index methodology).

The Index is a Net Total Return Index : dividends net of tax paid by the index constituents are included in the Index return.

- Index currency: US Dollar

- Index Composition

The MSCI World Financials Index is a sub-category of the MSCI World Index. According to the MSCI methodology the investment universe of the index aims at covering approximately 85% (+/-5%) of the underlying markets float-adjusted market capitalisation. Each stock of the Index is weighted according to the free float-adjusted market capitalization.

- Index Revision

The Index rebalancing is planned quarterly.

- Index Publication

The Index is calculated and published by MSCI("MSCI").

MSCI official indices are calculated using:

- the official closing prices of the stock exchanges on which the component securities are traded;
- the WM Reuters closing (16:00 GMT) exchange rates.

MSCI World Financials Index value is available via Bloomberg. At the date of the prospectus, the ticker is: NDWUFNCL

The performance tracked is the closing price of the MSCI World Financials Index.

MSCI index methodology, composition, revision rules and additional information concerning the Index underlying components are available on [msci.com](http://msci.com)

## Management Process

The exposure to the Index will be achieved through an indirect replication by investing into financial derivatives instruments delivering the performance of the Index in exchange for the performance of the assets held by the sub-fund.

The sub-fund does not integrate sustainability risks nor take into account principal adverse impact of investments on sustainability factors in its investment process as its objective is to replicate as closely as possible the performance of a benchmark that does not take into consideration such risks in its methodology.

The Sub-Fund does not integrate a consideration of environmentally sustainable economic activities (as prescribed in the Taxonomy Regulation) in its management process. Therefore, for the purpose of the Taxonomy Regulation, it should be noted that the investments underlying the Sub-Fund do not take into account the EU criteria for environmentally sustainable economic activities.

**German Investment Tax Act** : At least 90% of the sub-fund's net asset value is continuously invested in equities listed on a stock exchange or traded on an organized market. For the sake of clarity investments in Real Estate Investment Trusts (as such term is defined by the German Ministry of Finance) and UCITS or UCIs are not included in this percentage.

### Tracking Error

The tracking error measures the volatility of the difference between the return of the sub-fund and the return of the Index. In normal market conditions, it is anticipated that the sub-fund will track the performance of the Index with a tracking error of up to 1%. The return, used to compute the tracking error of the sub-fund, is determined before taking into account any swing pricing mechanism.

### Techniques and instruments on securities and Derivatives

Derivatives are integral to the sub-fund's investment strategies. The sub-fund will swap the performance of the assets held by the sub-fund for that of the Index through a derivative contract or total return swap. For further information please refer to sections "Techniques and Instruments on Securities Financing Transactions" and "Replication Methods for Index and UCITS ETF sub-funds" of this prospectus.

The maximum and expected proportions of the sub-fund's assets that can be subject to SFT and TRS are disclosed in the table "USE OF SECURITIES FINANCING TRANSACTIONS AND TOTAL RETURN SWAPS."

**Sub-fund base currency** : Euro

### Investment Manager

Amundi Asset Management

## Main Risks

See "Risk Descriptions" for more information.

### Risks of ordinary market conditions

The Fund has high volatility due to its exposure to equity markets

Currency	Investment fund
Derivatives	Management
Equity	Market
Index replication	Sustainability
Indirect replication	

### Risks of unusual market conditions

Counterparty	Liquidity
Operational	Standard practices

### Risk management method

Commitment

## Planning Your Investment

Designed for Investors who understand the risks of the sub-fund and plan to invest for at least 5 years.

The sub-fund may appeal to investors who:

- are interested in investment growth in the long term
- are looking to replicate the performance of the Index while accepting its associated risks and volatility

**Business day** Any day that is a day when Euronext Paris is fully open.

**Transaction Day** Requests received and accepted by 17:00 CET on a Business day will ordinarily be processed on the NAV of the first following day that is a business day. Transaction settlement will occur within two Business days after the relevant transaction day.

In addition, technical net asset values ("T-NAV") may be calculated and published for any calendar day (excluding Saturdays and Sundays) that is neither a business day nor a transaction day. These T-NAV are merely indicative and will not be the basis for purchasing, switching, redeeming and/or transferring shares.

**NAV publication Day :** Transaction Day +1

**Switching in/out** Permitted

## MAIN SHARE CLASSES AND FEES

Share class	Currency	Min initial Investment*	Fees for share transactions		Annual fees	
			Purchase (max)	Switch (max)	Management (max)	Administration (max)
UCITS ETF - EUR	EUR	USD 1,000,000	3.00%	1.00%	0.25%	0.10%
UCITS ETF – USD	USD	USD 1,000,000	3.00%	1.00%	0.25%	0.10%

See section "Notes on sub-fund Costs" in the prospectus. Other share classes may be available. For a current listing of available classes, go to [amundi.lu/amundi-index-solutions](http://amundi.lu/amundi-index-solutions)

\* Those minimums are applied in USD or in the equivalent amount, in the relevant share class currency.

## Index provider disclaimer

AMUNDI MSCI WORLD FINANCIALS (THE "SUB-FUND") IS NOT SPONSORED, ENDORSED, SOLD OR PROMOTED BY MSCI INC. ("MSCI"), ANY OF ITS AFFILIATES, ANY OF ITS INFORMATION PROVIDERS OR ANY THIRD PARTY INVOLVED IN, OR RELATED TO, COMPILING OR CREATING ANY MSCI INDEX (COLLECTIVELY, THE "MSCI PARTIES"). THE MSCI INDICES ARE THE EXCLUSIVE PROPERTY OF MSCI AND ARE SERVICE MARKS OF MSCI OR ITS AFFILIATES. THE MSCI INDICES HAVE BEEN LICENSED FOR USE FOR CERTAIN PURPOSES BY AMUNDI. NONE OF THE MSCI PARTIES MAKES ANY REPRESENTATION OR WARRANTY, EXPRESS OR IMPLIED, TO THE ISSUER OR OWNERS OF THIS SUB-FUND OR ANY OTHER PERSON OR ENTITY REGARDING THE ADVISABILITY OF INVESTING IN SUB-FUNDS GENERALLY OR IN THIS PARTICULAR SUB-FUND OR THE ABILITY OF ANY MSCI INDEX TO TRACK CORRESPONDING STOCK MARKET PERFORMANCE. MSCI OR ITS AFFILIATES ARE THE LICENSORS OF CERTAIN TRADEMARKS, SERVICE MARKS AND TRADE NAMES AND OF THE MSCI INDICES WHICH ARE DETERMINED, COMPOSED AND CALCULATED BY MSCI WITHOUT REGARD TO AMUNDI OR THIS SUB-FUND OR THIS SUB-FUND'S UNITHOLDERS OR ANY OTHER PERSON OR ENTITY.

NONE OF THE MSCI PARTIES HAS ANY OBLIGATION TO TAKE THE NEEDS OF THE AMUNDI, THIS SUB-FUND'S UNITHOLDERS OR ANY OTHER PERSON OR ENTITY INTO CONSIDERATION IN DETERMINING, COMPOSING OR CALCULATING THE MSCI INDICES. NONE OF THE MSCI PARTIES IS RESPONSIBLE FOR OR HAS PARTICIPATED IN DETERMINATION OF THE TIMING OF, PRICES AT, OR QUANTITIES OF THIS SUB-FUND TO BE ISSUED OR IN THE DETERMINATION OR CALCULATION OF THE EQUATION BY OR THE CONSIDERATION INTO WHICH THIS SUB-FUND IS REDEEMABLE. FURTHERMORE, NONE OF THE MSCI PARTIES HAS ANY OBLIGATION OR LIABILITY TO THE ISSUER OR OWNERS OF THIS SUB-FUND OR ANY OTHER PERSON OR ENTITY IN CONNECTION WITH THE ADMINISTRATION, MARKETING OR OFFERING OF THIS SUB-FUND.

ALTHOUGH MSCI SHALL OBTAIN INFORMATION FOR INCLUSION IN OR FOR USE IN THE CALCULATION OF THE MSCI INDICES FROM SOURCES THAT MSCI CONSIDERS RELIABLE, NONE OF THE MSCI PARTIES WARRANTS OR GUARANTEES THE ORIGINALITY, ACCURACY AND/OR THE COMPLETENESS OF ANY MSCI INDEX OR ANY DATA INCLUDED THEREIN. NONE OF THE MSCI PARTIES MAKES ANY WARRANTY, EXPRESS OR IMPLIED, AS TO RESULTS TO BE OBTAINED BY THE ISSUER OF THE SUB-FUND, OWNERS OF THE SUB-FUND, OR ANY OTHER PERSON OR ENTITY, FROM THE USE OF ANY MSCI INDEX OR ANY DATA INCLUDED THEREIN. NONE OF THE MSCI PARTIES SHALL HAVE ANY LIABILITY FOR ANY ERRORS, OMISSIONS OR INTERRUPTIONS OF OR IN CONNECTION WITH ANY MSCI INDEX OR ANY DATA INCLUDED THEREIN. FURTHERMORE, NONE OF THE MSCI PARTIES MAKES ANY EXPRESS OR IMPLIED WARRANTIES OF ANY KIND, AND THE MSCI PARTIES HEREBY EXPRESSLY DISCLAIM ALL WARRANTIES OF MERCHANTABILITY AND FITNESS FOR A PARTICULAR PURPOSE, WITH RESPECT TO EACH MSCI INDEX AND ANY DATA INCLUDED THEREIN. WITHOUT LIMITING ANY OF THE FOREGOING, IN NO EVENT SHALL ANY OF THE MSCI PARTIES HAVE ANY LIABILITY FOR ANY DIRECT, INDIRECT, SPECIAL, PUNITIVE, CONSEQUENTIAL OR ANY OTHER DAMAGES (INCLUDING LOST PROFITS) EVEN IF NOTIFIED OF THE POSSIBILITY OF SUCH DAMAGES.

## Objective and Investment Policy

### Objective

To track the performance of NASDAQ-100 Index (the "Index"), and to minimize the tracking error between the net asset value of the sub-fund and the performance of the Index.

### Index Description

- General description of the Index

NASDAQ-100 Index is an equity index representative of securities issued by non-financial companies listed on the NASDAQ stock exchange, an American market which specifically includes American and non-American stocks.

The Index is a Total Return Index : dividends paid by the index constituents are included in the Index return.

- Index currency: US Dollar

- Index Composition

The Index reflects companies across major industry groups including computer hardware and software, telecommunications, retail/wholesale trade and biotechnology. It does not contain securities of financial companies including investment companies.

Each stock of the Index is weighted according to its market capitalization.

- Index Revision

The Index rebalancing is planned quarterly.

- Index Publication

The Index is calculated and published by Nasdaq.

The NASDAQ-100 Index is calculated by NASDAQ OMX using the official closing prices of the NASDAQ stock exchange on which the Index components are traded.

NASDAQ-100 Index value is available via Bloomberg. At the date of the prospectus, the ticker is: XNDX

The performance tracked is the closing price of the NASDAQ-100 Index.

Nasdaq index methodology, composition, revision rules and additional information concerning the Index underlying components are available on [indexes.nasdaqomx.com](http://indexes.nasdaqomx.com)

## Management Process

The exposure to the Index will be achieved through an indirect replication by investing into financial derivatives instruments delivering the performance of the Index in exchange for the performance of the assets held by the sub-fund.

The sub-fund does not integrate sustainability risks nor take into account principal adverse impact of investments on sustainability factors in its investment process as its objective is to replicate as closely as possible the performance of a benchmark that does not take into consideration such risks in its methodology.

The Sub-Fund does not integrate a consideration of environmentally sustainable economic activities (as prescribed in the Taxonomy Regulation) in its management process. Therefore, for the purpose of the Taxonomy Regulation, it should be noted that the investments underlying the Sub-Fund do not take into account the EU criteria for environmentally sustainable economic activities.

**German Investment Tax Act** : At least 90% of the sub-fund's net asset value is continuously invested in equities listed on a stock exchange or traded on an organized market. For the sake of clarity investments in Real Estate Investment Trusts (as such term is defined by the German Ministry of Finance) and UCITS or UCIs are not included in this percentage.

### Tracking Error

The tracking error measures the volatility of the difference between the return of the sub-fund and the return of the Index. In normal market conditions, it is anticipated that the sub-fund will track the performance of the Index with a tracking error of up to 1%. The return, used to compute the tracking error of the sub-fund, is determined before taking into account any swing pricing mechanism.

### Techniques and instruments on securities and Derivatives

Derivatives are integral to the sub-fund's investment strategies. The sub-fund will swap the performance of the assets held by the sub-fund for that of the Index through a derivative contract or total return swap. For further information please refer to sections "Techniques and Instruments on Securities Financing Transactions" and "Replication Methods for Index and UCITS ETF sub-funds" of this prospectus.

The maximum and expected proportions of the sub-fund's assets that can be subject to SFT and TRS are disclosed in the table "USE OF SECURITIES FINANCING TRANSACTIONS AND TOTAL RETURN SWAPS."

**Sub-fund base currency** : Euro

### Investment Manager

Amundi Asset Management

## Main Risks

See "Risk Descriptions" for more information.

### Risks of ordinary market conditions

The Fund has high volatility due to its exposure to equity markets

Currency	Indirect replication
Derivatives	Investment fund
Equity	Management
Hedging risk (hedged share class)	Market
Index replication	Sustainability

### Risks of unusual market conditions

Counterparty	Liquidity
Operational	Standard practices

### Risk management method

Commitment

## Planning Your Investment

Designed for Investors who understand the risks of the sub-fund and plan to invest for at least 5 years.

The sub-fund may appeal to investors who:

- are interested in investment growth in the long term
- are looking to replicate the performance of the Index while accepting its associated risks and volatility

**Business day** Any day that is a day when Euronext Paris is fully open.

**Transaction Day** Requests received and accepted by 17:00 CET on a Business day will ordinarily be processed on the NAV of the first business day (including the business day when the relevant requests are received). Transaction settlement will occur within two Business days after the relevant transaction day.

In addition, technical net asset values ("T-NAV") may be calculated and published for any calendar day (excluding Saturdays and Sundays) that is neither a business day nor a transaction day. These T-NAV are merely indicative and will not be the basis for purchasing, switching, redeeming and/or transferring shares.

**NAV publication Day :** Transaction Day +1

**Switching in/out** Permitted

## MAIN SHARE CLASSES AND FEES

Share class	Currency	Min initial Investment*	Fees for share transactions		Annual fees	
			Purchase (max)	Switch (max)	Management (max)	Administration (max)
UCITS ETF - DAILY HEDGED EUR	EUR	USD 1,000,000	3.00%	1.00%	0.25%	0.10%
UCITS ETF - EUR	EUR	USD 1,000,000	3.00%	1.00%	0.13%	0.10%
UCITS ETF - USD	USD	USD 1,000,000	3.00%	1.00%	0.13%	0.10%

See section "Notes on sub-fund Costs" in the prospectus. Other share classes may be available. For a current listing of available classes, go to [amundi.lu/amundi-index-solutions](http://amundi.lu/amundi-index-solutions)

\* Those minimums are applied in USD or in the equivalent amount, in the relevant share class currency.

## Index provider disclaimer

The Product(s) is not sponsored, endorsed, sold or promoted by The NASDAQ OMX Group, Inc. or its affiliates (NASDAQ OMX, with its affiliates, are referred to as the "Corporations"). The Corporations have not passed on the legality or suitability of, or the accuracy or adequacy of descriptions and disclosures relating to, the Product(s). The Corporations make no representation or warranty, express or implied to the owners of the Product(s) or any member of the public regarding the advisability of investing in securities generally or in the Product(s) particularly, or the ability of the Nasdaq-100 Index® to track general stock market performance. The Corporations' only relationship to Amundi Investment Solutions ("Amundi Asset Management") is in the licensing of the NASDAQ®, OMX®, NASDAQ OMX®, Nasdaq-100®, and Nasdaq-100 Index® registered trademarks, and certain trade names of the Corporations and the use of the Nasdaq-100 Index® which is determined, composed and calculated by NASDAQ OMX without regard to Amundi Asset Management or the Product(s). NASDAQ OMX has no obligation to take the needs of the Amundi Asset Management or the owners of the Product(s) into consideration in determining, composing or calculating the Nasdaq-100 Index®. The Corporations are not responsible for and have not participated in the determination of the timing of, prices at, or quantities of the Product(s) to be issued or in the determination or calculation of the equation by which the Product(s) is to be converted into cash. The Corporations have no liability in connection with the administration, marketing or trading of the Product(s).

THE CORPORATIONS DO NOT GUARANTEE THE ACCURACY AND/OR UNINTERRUPTED CALCULATION OF THE NASDAQ-100 INDEX® OR ANY DATA INCLUDED THEREIN. THE CORPORATIONS MAKE NO WARRANTY, EXPRESS OR IMPLIED, AS TO RESULTS TO BE OBTAINED BY AMUNDI ASSET MANAGEMENT, OWNERS OF THE PRODUCT(S), OR ANY OTHER PERSON OR ENTITY FROM THE USE OF THE NASDAQ-100 INDEX® OR ANY DATA INCLUDED THEREIN. THE CORPORATIONS MAKE NO EXPRESS OR IMPLIED WARRANTIES, AND EXPRESSLY DISCLAIM ALL WARRANTIES OF MERCHANTABILITY OR FITNESS FOR A PARTICULAR PURPOSE OR USE WITH RESPECT TO THE NASDAQ-100 INDEX® OR ANY DATA INCLUDED THEREIN. WITHOUT LIMITING ANY OF THE FOREGOING, IN NO EVENT SHALL THE CORPORATIONS HAVE ANY LIABILITY FOR ANY LOST PROFITS OR SPECIAL, INCIDENTAL, PUNITIVE, INDIRECT, OR CONSEQUENTIAL DAMAGES, EVEN IF NOTIFIED OF THE POSSIBILITY OF SUCH DAMAGES.



# AMUNDI NYSE ARCA GOLD BUGS

## Objective and Investment Policy

### Objective

To track the performance of NYSE Arca Gold BUGS Index (the "Index"), and to minimize the tracking error between the net asset value of the sub-fund and the performance of the Index.

### Index Description

- General description of the Index

NYSE Arca Gold BUGS Index is representative of companies involved in gold mining. The index reflects short-term gold price movements by including companies which protect their gold production for a period of no more than 1.5 years.

The Index is a Net Total Return Index : dividends net of tax paid by the index constituents are included in the Index return.

- Index currency: US Dollar
- Index Composition

At each rebalancing, the three largest index components based on market capitalisation will be included in the Index calculation at a higher percentage than the remaining companies. Those remaining companies will be equally weighted. Whether a share is eligible for inclusion in the index depends on the market capitalisation, the trading volume and a number of other criteria described in the index methodology.

- Index Revision

The Index rebalancing is planned quarterly.

- Index Publication

The Index is calculated and published by ICE Data Indices, LLC .

NYSE Arca Gold BUGS Index value is available via Bloomberg. At the date of the prospectus, the ticker is: HUINTR

The performance tracked is the closing price of the NYSE Arca Gold BUGS Index.

ICE Data Indices, LLC index methodology, composition, revision rules and additional information concerning the Index underlying components are available on [indices.theice.com](http://indices.theice.com)

## Management Process

The exposure to the Index will be achieved through a direct replication, mainly by making direct investments in transferable securities and/or other eligible assets representing the Index constituents in a proportion extremely close to their proportion in the Index.

The sub-fund takes into account principal adverse impacts of investments on sustainability factors in its investment process as outlined in more detail in section "Sustainable Investing" of this prospectus and will not hold any securities of companies involved in the production or sale of controversial weapons as defined in "Replication Methods".

The Sub-Fund does not integrate a consideration of environmentally sustainable economic activities (as prescribed in the Taxonomy Regulation) in its management process. Therefore, for the purpose of the Taxonomy Regulation, it should be noted that the investments underlying the Sub-Fund do not take into account the EU criteria for environmentally sustainable economic activities.

**German Investment Tax Act :** At least 60% of the sub-fund's net asset value is continuously invested in equities listed on a stock exchange or traded on an organized market. For the sake of clarity investments in Real Estate Investment Trusts (as such term is defined by the German Ministry of Finance) and UCITS or UCIs are not included in this percentage.

### Tracking Error

The tracking error measures the volatility of the difference between the return of the sub-fund and the return of the Index. In normal market conditions, it is anticipated that the sub-fund will track the performance of the Index with a tracking error of up to 1%. The return, used to compute the tracking error of the sub-fund, is determined before taking into account any swing pricing mechanism.

### Techniques and instruments on securities and Derivatives

In order to deal with inflows and outflows and also with some local market specificities (market access and liquidity, local tax); the Investment Manager will be able to combine the direct replication with a replication through derivatives such as amongst other futures. In case of such replication, the sub-fund may hold deposits while keeping full exposure to the Index.

The sub-fund may enter into any efficient portfolio management techniques and instruments relating to transferable securities and money market instruments, such as securities lending and borrowing, reverse purchase agreement and repurchase agreement for the purposes of efficient portfolio management as described and in compliance with sections "Techniques and Instruments on Securities Financing Transactions" and "Replication Methods" of this prospectus. In particular, such techniques and instruments may be used in order to generate additional income.

The maximum and expected proportions of the sub-fund's assets that can be subject to SFT and TRS are disclosed in the table "USE OF SECURITIES FINANCING TRANSACTIONS AND TOTAL RETURN SWAPS".

**Sub-fund base currency :** US Dollar

### Investment Manager

Amundi Asset Management

## Main Risks

See "*Risk Descriptions*" for more information.

### Risks of ordinary market conditions

The Fund has high volatility due to its exposure to equity markets

Concentration	Market
Derivatives	Small and mid-cap stock
Equity	Volatility
Index replication	Sustainability
Investment fund Management	Use of techniques and Instruments
Listing market liquidity (ETF share class)	

### Risks of unusual market conditions

Counterparty	Liquidity
Operational	Standard practices
<b>Risk management method</b>	<b>Commitment</b>

## Planning Your Investment

Designed for Investors who understand the risks of the sub-fund and plan to invest for at least 5 years.

The sub-fund may appeal to investors who:

- are interested in investment growth in the long term
- are looking to replicate the performance of the Index while accepting its associated risks and volatility

**Business day** Any day that is a day when Euronext Paris is fully open.

**Transaction Day** Requests received and accepted by 14:00 CET on a Business day will ordinarily be processed on the NAV of the first business day (including the business day when the relevant requests are received) that is also a full bank business day in USA market and in Canada market. Transaction settlement will occur within two Business days after the relevant transaction day.

In addition, technical net asset values ("T-NAV") may be calculated and published for any calendar day (excluding Saturdays and Sundays) that is neither a business day nor a transaction day. These T-NAV are merely indicative and will not be the basis for purchasing, switching, redeeming and/or transferring shares.

**NAV publication Day :** Transaction Day +1

**Switching in/out** Permitted

## MAIN SHARE CLASSES AND FEES

Share class	Currency	Min initial Investment*	Fees for share transactions		Annual fees	
			Purchase (max)	Switch (max)	Management (max)	Administration (max)
UCITS ETF - USD	USD	USD 1,000,000	3.00%	1.00%	0.55%	0.10%

See section "Notes on sub-fund Costs" in the prospectus. Other share classes may be available. For a current listing of available classes, go to [amundi.lu/amundi-index-solutions](http://amundi.lu/amundi-index-solutions)

\* Those minimums are applied in USD or in the equivalent amount, in the relevant share class currency.

## Index provider disclaimer

ICE Data Indices, LLC ("ICE Data"), used with permission. NYSE® and NYSE Arca Gold BUGS Index® are service/trademarks of ICE Data Indices, LLC or its affiliates and have been licensed together with the NYSE Arca Gold BUGS Index ("Index") for use by the Management Company (the "Licensee") in connection with the AMUNDI NYSE ARCA GOLD BUGS (the "Product"). Neither the Licensee nor the Product is sponsored, endorsed, sold or promoted by ICE Data Indices, LLC, its affiliates or its third-party suppliers ("ICE Data and its Suppliers"). ICE Data and its suppliers make no representations or warranties as to the suitability of any investment in securities in general, in the Product in particular, or the ability of the Index to track general stock market performance. ICE Data's only relationship with the Licensee is the licensing of certain trademarks and trade names and the Index or its components. The Index is determined, composed and calculated by ICE Data without regard to the Licensee or the Product or the holders thereof. ICE Data has no obligation to take the needs of the Licensee or the holders of the Product into consideration in determining, composing or calculating the Index. ICE Data is not responsible for and has not participated in determining the timing, pricing or quantities offered with respect to the Product, or the method of calculation by which the Product is to be priced, sold, purchased or redeemed. With the exception of certain customised index calculation services, all information provided by ICE Data is general in nature and not tailored to the needs of the Licensee or any other person, entity or group of persons. ICE Data has no obligation or liability in connection with the administration, marketing or trading of the Product. ICE Data is not an investment advisor. Inclusion of a security within an index is not a recommendation by ICE Data to buy, sell, or hold such security, nor is it considered to be investment advice.

ICE DATA AND ITS SUPPLIERS DISCLAIM ALL WARRANTIES AND REPRESENTATIONS, EXPRESS AND/OR IMPLIED, INCLUDING ANY WARRANTIES OF MERCHANTABILITY OR FITNESS FOR A PARTICULAR PURPOSE OR USE, INCLUDING THE INDICES, INDEX DATA AND ANY INFORMATION CONTAINED IN, RELATING TO OR DERIVED FROM THEM ("INDEX DATA"). ICE DATA AND ITS SUPPLIERS SHALL HAVE NO LIABILITY OR RESPONSIBILITY WITH RESPECT TO THE ADEQUACY, ACCURACY, TIMELINESS OR COMPLETENESS OF THE INDICES AND THE INDEX DATA, WHICH ARE PROVIDED ON AN "AS IS" BASIS AND THE USE OF WHICH IS AT THE USER'S OWN RISK

# AMUNDI PEA DOW JONES INDUSTRIAL AVERAGE

## Objective and Investment Policy

### Objective

To track the performance of Dow Jones Industrial Average Index (the "Index"), and to minimize the tracking error between the net asset value of the sub-fund and the performance of the Index.

### Index Description

- General description of the Index

The Dow Jones Industrial Average Index, is a price-weighted measure of 30 U.S. blue-chip companies. The index covers all industries except transportation and utilities.

The Index is a Net Total Return Index : dividends net of tax paid by the index constituents are included in the Index return.

- Index currency: US Dollar
- Index Composition

The Dow Jones Industrial Average is a price-weighted index that tracks 30 leading US companies representative of the overall market of US industry with the exception of transport and utilities sectors. Index constituents are selected by an index committee composed of three representatives of S&P Dow Jones Indices and two representatives of The Wall Street Journal and stocks are typically added only if the company has an excellent reputation, demonstrates sustained growth and is of interest to a large number of investors. Changes in the composition of the Index are published by the editors of The Wall Street Journal without consulting the companies represented in the Index or any stock exchange, official agency or the publisher. Constituents are added and deleted from the Index on an as-needed basis and are normally performed on rare occasions only, with changes typically occurring following corporate acquisitions or other significant changes in a component company's business. In the past, most adjustments were performed as a result of mergers. From time to time, however, changes are performed in order to attain, in the opinion of the editor of The Wall Street Journal, a more exact representation of the overall market of US industry. The editors of The Wall Street Journal consider leading industrial companies as potential new corporations that are of broad interest to investors and have a successful history of growth. The composition of the Index may be changed at any time and for any reason.

- Index Revision

The Index rebalancing is planned on an as-needed basis.

- Index Publication

The Index is calculated and published by Standard & Poor's ("S&P").

Dow Jones Industrial Average Index value is available via Bloomberg. At the date of the prospectus, the ticker is: DJINR

The performance tracked is the closing price of the Dow Jones Industrial Average Index.

S&P index methodology, composition, revision rules and additional information concerning the Index underlying components are available on eu.spindices.com

## Management Process

The exposure to the Index will be achieved through an indirect replication by investing into financial derivatives instruments delivering the performance of the Index in exchange for the performance of the assets held by the sub-fund.

The sub-fund does not integrate sustainability risks nor take into account principal adverse impact of investments on sustainability factors in its investment process as its objective is to replicate as closely as possible the performance of a benchmark that does not take into consideration such risks in its methodology.

The Sub-Fund does not integrate a consideration of environmentally sustainable economic activities (as prescribed in the Taxonomy Regulation) in its management process. Therefore, for the purpose of the Taxonomy Regulation, it should be noted that the investments underlying the Sub-Fund do not take into account the EU criteria for environmentally sustainable economic activities.

**Plan d'Epargne en Actions (PEA) : Eligible**

**German Investment Tax Act :** At least 90% of the sub-fund's net asset value is continuously invested in equities listed on a stock exchange or traded on an organized market. For the sake of clarity investments in Real Estate Investment Trusts (as such term is defined by the German Ministry of Finance) and UCITS or UCIs are not included in this percentage.

### Tracking Error

The tracking error measures the volatility of the difference between the return of the sub-fund and the return of the Index. In normal market conditions, it is anticipated that the sub-fund will track the performance of the Index with a tracking error of up to 1%. The return, used to compute the tracking error of the sub-fund, is determined before taking into account any swing pricing mechanism.

### Techniques and instruments on securities and Derivatives

Derivatives are integral to the sub-fund's investment strategies. The sub-fund will swap the performance of the assets held by the sub-fund for that of the Index through a derivative contract or total return swap. For further information please refer to sections "Techniques and Instruments on Securities Financing Transactions" and "Replication Methods for Index and UCITS ETF sub-funds" of this prospectus.

The maximum and expected proportions of the sub-fund's assets that can be subject to SFT and TRS are disclosed in the table "USE OF SECURITIES FINANCING TRANSACTIONS AND TOTAL RETURN SWAPS".

**Sub-fund base currency :** Euro

### Investment Manager

Amundi Asset Management

## Main Risks

See "Risk Descriptions" for more information.

### Risks of ordinary market conditions

The Fund has high volatility due to its exposure to equity markets

Currency	Investment fund
Derivatives	Management
Equity	Market
Index replication	Volatility
Indirect replication	Sustainability
Listing market liquidity (ETF share class)	

### Risks of unusual market conditions

Counterparty	Liquidity
Operational	Standard practices
<b>Risk management method</b>	<b>Commitment</b>

## Planning Your Investment

Designed for Investors who understand the risks of the sub-fund and plan to invest for at least 5 years.

The sub-fund may appeal to investors who:

- are interested in investment growth in the long term
- are looking to replicate the performance of the Index while accepting its associated risks and volatility

**Business day** Any day that is a day when Euronext Paris is fully open.

**Transaction Day** Requests received and accepted by 17:00 CET on a Business day will ordinarily be processed on the NAV of the first business day (including the business day when the relevant requests are received). Transaction settlement will occur within two Business days after the relevant transaction day.

In addition, technical net asset values ("T-NAV") may be calculated and published for any calendar day (excluding Saturdays and Sundays) that is neither a business day nor a transaction day. These T-NAV are merely indicative and will not be the basis for purchasing, switching, redeeming and/or transferring shares.

**NAV publication Day :**                      **Transaction Day +1**

**Switching in/out**                              Permitted

## MAIN SHARE CLASSES AND FEES

Share class	Currency	Min initial Investment*	Fees for share transactions		Annual fees	
			Purchase (max)	Switch (max)	Management (max)	Administration (max)
UCITS ETF - EUR	EUR	USD 1,000,000	3.00%	1.00%	0.35%	0.10%
UCITS ETF - USD	USD	USD 1,000,000	3.00%	1.00%	0.35%	0.10%

See section "Notes on sub-fund Costs" in the prospectus. Other share classes may be available. For a current listing of available classes, go to [amundi.lu/amundi-index-solutions](http://amundi.lu/amundi-index-solutions)

\* Those minimums are applied in USD or in the equivalent amount, in the relevant share class currency.

## Index provider disclaimer

THE AMUNDI PEA DOW JONES INDUSTRIAL AVERAGE SUB-FUND IS NOT SPONSORED, ENDORSED, SOLD OR PROMOTED BY STANDARD & POOR'S OR ITS AFFILIATES ("S&P"). S&P MAKES NO REPRESENTATION, CONDITION OR WARRANTY, EXPRESS OR IMPLIED, TO THE OWNERS OF THE SUB-FUND OR ANY MEMBER OF THE PUBLIC REGARDING THE ADVISABILITY OF INVESTING IN SECURITIES GENERALLY OR IN THE SUB-FUND PARTICULARLY OR THE ABILITY OF THE S&P 500 INDEX TO TRACK THE PERFORMANCE OF CERTAIN FINANCIAL MARKETS AND/OR SECTIONS THEREOF AND/OR OF GROUPS OF ASSETS OR ASSET CLASSES. S&P'S ONLY RELATIONSHIP BETWEEN S&P AND AMUNDI IS THE LICENSING OF CERTAIN TRADEMARKS AND TRADE NAMES AND OF THE S&P 500, WHICH IS DETERMINED, COMPOSED AND CALCULATED BY S&P WITHOUT REGARD TO AMUNDI OR THE SUB-FUND. S&P HAS NO OBLIGATION TO TAKE INTO CONSIDERATION THE NEEDS OF AMUNDI OR OF INVESTORS IN DETERMINING, COMPOSING OR CALCULATING THE S&P 500 INDEX. S&P IS NOT LIABLE FOR AND HAS NOT PARTICIPATED IN THE DETERMINATION OF THE SUB-FUND'S PRICES AND NAV, IN THE TIMING OF THE ISSUANCE OR SALE OF THE SUB-FUND OR IN THE DETERMINATION OR CALCULATION OF THE EQUATION BY WHICH THE FUND SHARES ARE CONVERTED INTO CASH. S&P HAS NO OBLIGATION OR LIABILITY IN CONNECTION WITH THE ADMINISTRATION, MARKETING, OR TRADING OF THE SUB-FUND.

S&P DOES NOT GUARANTEE THE ACCURACY AND/OR THE COMPLETENESS OF THE S&P 500 INDEX OR ANY DATA INCLUDED THEREIN AND S&P SHALL HAVE NO LIABILITY FOR ANY ERRORS, OMISSIONS, OR INTERRUPTIONS THEREIN. S&P MAKES NO WARRANTY, CONDITION OR REPRESENTATION, EXPRESS OR IMPLIED, AS TO RESULTS TO BE OBTAINED BY AMUNDI, INVESTORS, OR ANY OTHER PERSON OR ENTITY FROM THE USE OF THE S&P 500 INDEX OR ANY DATA INCLUDED THEREIN. S&P MAKES NO EXPRESS OR IMPLIED WARRANTIES, REPRESENTATIONS OR CONDITIONS, AND EXPRESSLY DISCLAIMS ALL WARRANTIES OR CONDITIONS OF MERCHANTABILITY OR FITNESS FOR A PARTICULAR PURPOSE OR USE AND ANY OTHER EXPRESS OR IMPLIED WARRANTY OR CONDITION WITH RESPECT TO THE S&P 500 INDEX OR ANY DATA INCLUDED THEREIN. WITHOUT LIMITING ANY OF THE FOREGOING, IN NO EVENT SHALL S&P HAVE ANY LIABILITY FOR ANY SPECIAL, PUNITIVE, INDIRECT, OR CONSEQUENTIAL DAMAGES (INCLUDING LOST PROFITS) RESULTING FROM THE USE OF THE S&P 500 OR ANY DATA INCLUDED THEREIN, EVEN IF NOTIFIED OF THE POSSIBILITY OF SUCH DAMAGES.

## Objective and Investment Policy

### Objective

To track the performance of Russell 2000 Index (the "Index"), and to minimize the tracking error between the net asset value of the sub-fund and the performance of the Index.

### Index Description

- General description of the Index

Russell 2000 Index is an equity index representative of 2,000 small cap securities traded in the US market.

The Index is a Net Total Return Index : dividends net of tax paid by the index constituents are included in the Index return.

- Index currency: US Dollar
- Index Composition

The Russell 2000 index is a sub-category of the Russell 3000 index, which represents approximately 99% of the US equity market.

The Russell 2000 Index includes the 2,000 smallest capitalisations in the US market taken from the Russell 3000 index.

The Russell 3000 Index excludes:

- securities whose market capitalisation is below USD 30 million;
- securities trading below USD 1;
- securities traded on the "Pink Quote" or on the "Bulletin Board" market;
- closed fund, "limited partnerships" and "Royalty Trusts", etc.;
- "Foreign Stocks and American Depositary Receipts" (ADRs);
- listed REITs and PTPs.

Each stock of the Index is weighted according to the free float-adjusted market capitalization.

- Index Revision

The Index rebalancing is planned annually.

- Index Publication

The Index is calculated and published by Russell.

The Russell 2000 Index is calculated using the official closing prices of stock exchanges where the Index components are traded.

Russell 2000 Index value is available via Bloomberg. At the date of the prospectus, the ticker is: RU20N30U

The performance tracked is the closing price of the Russell 2000 Index.

Russell index methodology, composition, revision rules and additional information concerning the Index underlying components are available on [fse.com](http://fse.com)

## Management Process

The exposure to the Index will be achieved through an indirect replication by investing into financial derivatives instruments delivering the performance of the Index in exchange for the performance of the assets held by the sub-fund.

The sub-fund does not integrate sustainability risks nor take into account principal adverse impact of investments on sustainability factors in its investment process as its objective is to replicate as closely as possible the performance of a benchmark that does not take into consideration such risks in its methodology.

The Sub-Fund does not integrate a consideration of environmentally sustainable economic activities (as prescribed in the Taxonomy Regulation) in its management process. Therefore, for the purpose of the Taxonomy Regulation, it should be noted that the investments underlying the Sub-Fund do not take into account the EU criteria for environmentally sustainable economic activities.

**Plan d'Epargne en Actions (PEA) :** Eligible

**German Investment Tax Act :** At least 90% of the sub-fund's net asset value is continuously invested in equities listed on a stock exchange or traded on an organized market. For the sake of clarity investments in Real Estate Investment Trusts (as such term is defined by the German Ministry of Finance) and UCITS or UCIs are not included in this percentage.

### Tracking Error

The tracking error measures the volatility of the difference between the return of the sub-fund and the return of the Index. In normal market conditions, it is anticipated that the sub-fund will track the performance of the Index with a tracking error of up to 1%. The return, used to compute the tracking error of the sub-fund, is determined before taking into account any swing pricing mechanism.

### Techniques and instruments on securities and Derivatives

Derivatives are integral to the sub-fund's investment strategies. The sub-fund will swap the performance of the assets held by the sub-fund for that of the Index through a derivative contract or total return swap. For further information please refer to sections "Techniques and Instruments on Securities Financing Transactions" and "Replication Methods for Index and UCITS ETF sub-funds" of this prospectus.

The maximum and expected proportions of the sub-fund's assets that can be subject to SFT and TRS are disclosed in the table "USE OF SECURITIES FINANCING TRANSACTIONS AND TOTAL RETURN SWAPS".

**Sub-fund base currency :** Euro

### Investment Manager

Amundi Asset Management

## Main Risks

See "Risk Descriptions" for more information.

### Risks of ordinary market conditions

The Fund has high volatility due to its exposure to equity markets

Currency	Investment fund
Derivatives	Management
Equity	Market
Index replication	Small and mid-cap stock
Indirect replication	Sustainability

### Risks of unusual market conditions

Counterparty	Liquidity
Operational	Standard practices

**Risk management method** Commitment

## Planning Your Investment

Designed for Investors who understand the risks of the sub-fund and plan to invest for at least 5 years.

The sub-fund may appeal to investors who:

- are interested in investment growth in the long term
- are looking to replicate the performance of the Index while accepting its associated risks and volatility

**Business day** Any day that is a day when Euronext Paris is fully open.

**Transaction Day** Requests received and accepted by 17:00 CET on a Business day will ordinarily be processed on the NAV of the first business day (including the business day when the relevant requests are received). Transaction settlement will occur within two Business days after the relevant transaction day.

In addition, technical net asset values ("T-NAV") may be calculated and published for any calendar day (excluding Saturdays and Sundays) that is neither a business day nor a transaction day. These T-NAV are merely indicative and will not be the basis for purchasing, switching, redeeming and/or transferring shares.

**NAV publication Day :** Transaction Day +1

**Switching in/out** Permitted

## MAIN SHARE CLASSES AND FEES

Share class	Currency	Min initial Investment*	Fees for share transactions		Annual fees	
			Purchase (max)	Switch (max)	Management (max)	Administration (max)
UCITS ETF - EUR	EUR	USD 1,000,000	3.00%	1.00%	0.25%	0.10%
UCITS ETF – USD	USD	USD 1,000,000	3.00%	1.00%	0.25%	0.10%

See section "Notes on sub-fund Costs" in the prospectus. Other share classes may be available. For a current listing of available classes, go to [amundi.lu/amundi-index-solutions](http://amundi.lu/amundi-index-solutions)

\* Those minimums are applied in USD or in the equivalent amount, in the relevant share class currency.

## Index provider disclaimer

"The Russell 2000 (the "Index") is a trademark of Frank Russell Company ("Russell") and have been licensed for use by Amundi Asset Management. "The AMUNDI RUSSELL 2000 is/are not in any way sponsored, endorsed, sold or promoted by Russell or the London Stock Exchange Group companies ("LSEG") (together the "Licensor Parties") and none of the Licensor Parties make any claim, prediction, warranty or representation whatsoever, expressly or impliedly, either as to (i) the results to be obtained from the use of the Index (upon which the AMUNDI RUSSELL 2000 is based), (ii) the figure at which the Index is said to stand at any particular time on any particular day or otherwise, or (iii) the suitability of the Index for the purpose to which it is being put in connection with the AMUNDI RUSSELL 2000. None of the Licensor Parties have provided or will provide any financial or investment advice or recommendation in relation to the Index to Amundi Asset Management or to its clients. The Index is calculated by Russell or its agent. None of the Licensor Parties shall be (a) liable (whether in negligence or otherwise) to any person for any error in the Index or (b) under any obligation to advise any person of any error therein.

## Objective and Investment Policy

### Objective

To track the performance of S&P 500 Index (the "Index"), and to minimize the tracking error between the net asset value of the sub-fund and the performance of the Index.

### Index Description

- General description of the Index

S&P500 Index is an equity index representative of the 500 leading securities by market capitalization traded in the USA.

The Index is a Net Total Return Index : dividends net of tax paid by the index constituents are included in the Index return.

- Index currency: US Dollar

- Index Composition

Each stock of the Index is weighted according to the free float-adjusted market capitalization.

- Index Revision

The Index rebalancing is planned quarterly.

- Index Publication

The Index is calculated and published by Standard & Poor's("S&P").

The S&P 500 Index is calculated by S&P using the official closing prices of stock exchanges on which the Index components are traded.

S&P 500 Index value is available via Bloomberg. At the date of the prospectus, the ticker is: SPTR500N

The performance tracked is the closing price of the S&P 500 Index.

S&P index methodology, composition, revision rules and additional information concerning the Index underlying components are available on [eu.spindices.com](http://eu.spindices.com)

## Management Process

The exposure to the Index will be achieved through an indirect replication by investing into financial derivatives instruments delivering the performance of the Index in exchange for the performance of the assets held by the sub-fund.

The sub-fund does not integrate sustainability risks nor take into account principal adverse impact of investments on sustainability factors in its investment process as its objective is to replicate as closely as possible the performance of a benchmark that does not take into consideration such risks in its methodology.

The Sub-Fund does not integrate a consideration of environmentally sustainable economic activities (as prescribed in the Taxonomy Regulation) in its management process. Therefore, for the purpose of the Taxonomy Regulation, it should be noted that the investments underlying the Sub-Fund do not take into account the EU criteria for environmentally sustainable economic activities.

**German Investment Tax Act** : At least 90% of the sub-fund's net asset value is continuously invested in equities listed on a stock exchange or traded on an organized market. For the sake of clarity investments in Real Estate Investment Trusts (as such term is defined by the German Ministry of Finance) and UCITS or UCIs are not included in this percentage.

### Tracking Error

The tracking error measures the volatility of the difference between the return of the sub-fund and the return of the Index. In normal market conditions, it is anticipated that the sub-fund will track the performance of the Index with a tracking error of up to 1%. The return, used to compute the tracking error of the sub-fund, is determined before taking into account any swing pricing mechanism.

### Techniques and instruments on securities and Derivatives

Derivatives are integral to the sub-fund's investment strategies. The sub-fund will swap the performance of the assets held by the sub-fund for that of the Index through a derivative contract or total return swap. For further information please refer to sections "Techniques and Instruments on Securities Financing Transactions" and "Replication Methods for Index and UCITS ETF sub-funds" of this prospectus.

The maximum and expected proportions of the sub-fund's assets that can be subject to SFT and TRS are disclosed in the table "USE OF SECURITIES FINANCING TRANSACTIONS AND TOTAL RETURN SWAPS."

**Sub-fund base currency** : Euro

### Investment Manager

Amundi Asset Management

## Main Risks

See "Risk Descriptions" for more information.

### Risks of ordinary market conditions

The Fund has high volatility due to its exposure to equity markets

Currency	Indirect replication
Derivatives	Investment fund
Equity	Management
Hedging risk (hedged share class)	Market
Index replication	Sustainability

### Risks of unusual market conditions

Counterparty	Liquidity
Operational	Standard practices

### Risk management method

Commitment

## Planning Your Investment

Designed for Investors who understand the risks of the sub-fund and plan to invest for at least 5 years.

The sub-fund may appeal to investors who:

- are interested in investment growth in the long term
- are looking to replicate the performance of the Index while accepting its associated risks and volatility

**Business day** Any day that is a day when Euronext Paris is fully open.

**Transaction Day** Requests received and accepted by 17:00 CET on a Business day will ordinarily be processed on the NAV of the first business day (including the business day when the relevant requests are received). Transaction settlement will occur within two Business days after the relevant transaction day.

In addition, technical net asset values ("T-NAV") may be calculated and published for any calendar day (excluding Saturdays and Sundays) that is neither a business day nor a transaction day. These T-NAV are merely indicative and will not be the basis for purchasing, switching, redeeming and/or transferring shares.

**NAV publication Day :** Transaction Day +1

**Switching in/out** Permitted

## MAIN SHARE CLASSES AND FEES

Share class	Currency	Min initial Investment*	Fees for share transactions		Annual fees	
			Purchase (max)	Switch (max)	Management (max)	Administration (max)
UCITS ETF - DAILY HEDGED EUR	EUR	USD 1,000,000	3.00%	1.00%	0.18%	0.10%
UCITS ETF - EUR	EUR	USD 1,000,000	3.00%	1.00%	0.05%	0.10%
UCITS ETF – USD	USD	USD 1,000,000	3.00%	1.00%	0.05%	0.10%

See section "Notes on sub-fund Costs" in the prospectus. Other share classes may be available. For a current listing of available classes, go to [amundi.lu/amundi-index-solutions](http://amundi.lu/amundi-index-solutions)

\* Those minimums are applied in USD or in the equivalent amount, in the relevant share class currency.

## Index provider disclaimer

THE AMUNDI S&P 500 SUB-FUND IS NOT SPONSORED, ENDORSED, SOLD OR PROMOTED BY STANDARD & POOR'S OR ITS AFFILIATES ("S&P"). S&P MAKES NO REPRESENTATION, CONDITION OR WARRANTY, EXPRESS OR IMPLIED, TO THE OWNERS OF THE SUB-FUND OR ANY MEMBER OF THE PUBLIC REGARDING THE ADVISABILITY OF INVESTING IN SECURITIES GENERALLY OR IN THE SUB-FUND PARTICULARLY OR THE ABILITY OF THE S&P 500 INDEX TO TRACK THE PERFORMANCE OF CERTAIN FINANCIAL MARKETS AND/OR SECTIONS THEREOF AND/OR OF GROUPS OF ASSETS OR ASSET CLASSES. S&P'S ONLY RELATIONSHIP BETWEEN S&P AND AMUNDI IS THE LICENSING OF CERTAIN TRADEMARKS AND TRADE NAMES AND OF THE S&P 500, WHICH IS DETERMINED, COMPOSED AND CALCULATED BY S&P WITHOUT REGARD TO AMUNDI OR THE SUB-FUND. S&P HAS NO OBLIGATION TO TAKE INTO CONSIDERATION THE NEEDS OF AMUNDI OR OF INVESTORS IN DETERMINING, COMPOSING OR CALCULATING THE S&P 500 INDEX. S&P IS NOT LIABLE FOR AND HAS NOT PARTICIPATED IN THE DETERMINATION OF THE SUB-FUND'S PRICES AND NAV, IN THE TIMING OF THE ISSUANCE OR SALE OF THE SUB-FUND OR IN THE DETERMINATION OR CALCULATION OF THE EQUATION BY WHICH THE FUND SHARES ARE CONVERTED INTO CASH. S&P HAS NO OBLIGATION OR LIABILITY IN CONNECTION WITH THE ADMINISTRATION, MARKETING, OR TRADING OF THE SUB-FUND.

S&P DOES NOT GUARANTEE THE ACCURACY AND/OR THE COMPLETENESS OF THE S&P 500 INDEX OR ANY DATA INCLUDED THEREIN AND S&P SHALL HAVE NO LIABILITY FOR ANY ERRORS, OMISSIONS, OR INTERRUPTIONS THEREIN. S&P MAKES NO WARRANTY, CONDITION OR REPRESENTATION, EXPRESS OR IMPLIED, AS TO RESULTS TO BE OBTAINED BY AMUNDI, INVESTORS, OR ANY OTHER PERSON OR ENTITY FROM THE USE OF THE S&P 500 INDEX OR ANY DATA INCLUDED THEREIN. S&P MAKES NO EXPRESS OR IMPLIED WARRANTIES, REPRESENTATIONS OR CONDITIONS, AND EXPRESSLY DISCLAIMS ALL WARRANTIES OR CONDITIONS OF MERCHANTABILITY OR FITNESS FOR A PARTICULAR PURPOSE OR USE AND ANY OTHER EXPRESS OR IMPLIED WARRANTY OR CONDITION WITH RESPECT TO THE S&P 500 INDEX OR ANY DATA INCLUDED THEREIN. WITHOUT LIMITING ANY OF THE FOREGOING, IN NO EVENT SHALL S&P HAVE ANY LIABILITY FOR ANY SPECIAL, PUNITIVE, INDIRECT, OR CONSEQUENTIAL DAMAGES (INCLUDING LOST PROFITS) RESULTING FROM THE USE OF THE S&P 500 OR ANY DATA INCLUDED THEREIN, EVEN IF NOTIFIED OF THE POSSIBILITY OF SUCH DAMAGES.



# AMUNDI S&P 500 BUYBACK

## Objective and Investment Policy

### Objective

To track the performance of S&P 500 Buyback Index (the "Index"), and to minimize the tracking error between the net asset value of the sub-fund and the performance of the Index.

### Index Description

- General description of the Index

S&P 500 Buyback Index is an equity index representative of the 100 leading companies of the S&P 500 Index with the highest buyback ratio over the last 12 months.

The Index is a Net Total Return Index : dividends net of tax paid by the index constituents are included in the Index return.

- Index currency: US Dollar

- Index Composition

The S&P 500 Buyback Index includes the 100 leading companies of the S&P 500 Index that have bought back their equities during the last 12 months. On each date that the Index is revised, a company equity buyback ratio is defined as being the cash amount paid by this company to buy back their own equities during the last 12 months divided by the amount of this company total capitalisation noted at the beginning of the last 12-month period.

The equities of the S&P 500 Buyback Index are equally weighted on each revision date of the Index.

- Index Revision

The Index rebalancing is planned quarterly.

- Index Publication

The Index is calculated and published by Standard & Poor's("S&P").

The S&P 500 Buyback Strategy Index is calculated using the official closing prices of stock exchanges where component securities are traded.

S&P 500 Buyback Index value is available via Bloomberg. At the date of the prospectus, the ticker is: SPBUYUN

The performance tracked is the closing price of the S&P 500 Buyback Index.

S&P index methodology, composition, revision rules and additional information concerning the Index underlying components are available on [eu.spindices.com](http://eu.spindices.com)

## Management Process

The exposure to the Index will be achieved through an indirect replication by investing into financial derivatives instruments delivering the performance of the Index in exchange for the performance of the assets held by the sub-fund.

The sub-fund does not integrate sustainability risks nor take into account principal adverse impact of investments on sustainability factors in its investment process as its objective is to replicate as closely as possible the performance of a benchmark that does not take into consideration such risks in its methodology.

The Sub-Fund does not integrate a consideration of environmentally sustainable economic activities (as prescribed in the Taxonomy Regulation) in its management process. Therefore, for the purpose of the Taxonomy Regulation, it should be noted that the investments underlying the Sub-Fund do not take into account the EU criteria for environmentally sustainable economic activities.

**German Investment Tax Act** : At least 90% of the sub-fund's net asset value is continuously invested in equities listed on a stock exchange or traded on an organized market. For the sake of clarity investments in Real Estate Investment Trusts (as such term is defined by the German Ministry of Finance) and UCITS or UCIs are not included in this percentage.

### Tracking Error

The tracking error measures the volatility of the difference between the return of the sub-fund and the return of the Index. In normal market conditions, it is anticipated that the sub-fund will track the performance of the Index with a tracking error of up to 1%. The return, used to compute the tracking error of the sub-fund, is determined before taking into account any swing pricing mechanism.

### Techniques and instruments on securities and Derivatives

Derivatives are integral to the sub-fund's investment strategies. The sub-fund will swap the performance of the assets held by the sub-fund for that of the Index through a derivative contract or total return swap. For further information please refer to sections "Techniques and Instruments on Securities Financing Transactions" and "Replication Methods for Index and UCITS ETF sub-funds" of this prospectus.

The maximum and expected proportions of the sub-fund's assets that can be subject to SFT and TRS are disclosed in the table "USE OF SECURITIES FINANCING TRANSACTIONS AND TOTAL RETURN SWAPS."

**Sub-fund base currency** : Euro

### Investment Manager

Amundi Asset Management

## Main Risks

See "Risk Descriptions" for more information.

### Risks of ordinary market conditions

The Fund has high volatility due to its exposure to equity markets

Currency	Investment fund
Derivatives	Management
Equity	Market
Index replication	Style
Indirect replication	Sustainability

### Risks of unusual market conditions

Counterparty	Liquidity
Operational	Standard practices

### Risk management method

Commitment

## Planning Your Investment

Designed for Investors who understand the risks of the sub-fund and plan to invest for at least 5 years.

The sub-fund may appeal to investors who:

- are interested in investment growth in the long term
- are looking to replicate the performance of the Index while accepting its associated risks and volatility

**Business day** Any day that is a day when Euronext Paris is fully open.

**Transaction Day** Requests received and accepted by 17:00 CET on a Business day will ordinarily be processed on the NAV of the first business day (including the business day when the relevant requests are received). Transaction settlement will occur within two Business days after the relevant transaction day.

In addition, technical net asset values ("T-NAV") may be calculated and published for any calendar day (excluding Saturdays and Sundays) that is neither a business day nor a transaction day. These T-NAV are merely indicative and will not be the basis for purchasing, switching, redeeming and/or transferring shares.

**NAV publication Day :** Transaction Day +1

**Switching in/out** Permitted

## MAIN SHARE CLASSES AND FEES

Share class	Currency	Min initial Investment*	Fees for share transactions		Annual fees	
			Purchase (max)	Switch (max)	Management (max)	Administration (max)
UCITS ETF - EUR	EUR	USD 1,000,000	3.00%	1.00%	0.05%	0.10%
UCITS ETF – USD	USD	USD 1,000,000	3.00%	1.00%	0.05%	0.10%

See section "Notes on sub-fund Costs" in the prospectus. Other share classes may be available. For a current listing of available classes, go to [amundi.lu/amundi-index-solutions](http://amundi.lu/amundi-index-solutions)

\* Those minimums are applied in USD or in the equivalent amount, in the relevant share class currency.

## Index provider disclaimer

THE AMUNDI S&P 500 BUYBACK SUB-FUND IS NOT SPONSORED, ENDORSED, SOLD OR PROMOTED BY STANDARD & POOR'S OR ITS AFFILIATES ("S&P"). S&P MAKES NO REPRESENTATION, CONDITION OR WARRANTY, EXPRESS OR IMPLIED, TO THE OWNERS OF THE SUB-FUND OR ANY MEMBER OF THE PUBLIC REGARDING THE ADVISABILITY OF INVESTING IN SECURITIES GENERALLY OR IN THE SUB-FUND PARTICULARLY OR THE ABILITY OF THE S&P 500 INDEX TO TRACK THE PERFORMANCE OF CERTAIN FINANCIAL MARKETS AND/OR SECTIONS THEREOF AND/OR OF GROUPS OF ASSETS OR ASSET CLASSES. S&P'S ONLY RELATIONSHIP BETWEEN S&P AND AMUNDI IS THE LICENSING OF CERTAIN TRADEMARKS AND TRADE NAMES AND OF THE S&P 500, WHICH IS DETERMINED, COMPOSED AND CALCULATED BY S&P WITHOUT REGARD TO AMUNDI OR THE SUB-FUND. S&P HAS NO OBLIGATION TO TAKE INTO CONSIDERATION THE NEEDS OF AMUNDI OR OF INVESTORS IN DETERMINING, COMPOSING OR CALCULATING THE S&P 500 INDEX. S&P IS NOT LIABLE FOR AND HAS NOT PARTICIPATED IN THE DETERMINATION OF THE SUB-FUND'S PRICES AND NAV, IN THE TIMING OF THE ISSUANCE OR SALE OF THE SUB-FUND OR IN THE DETERMINATION OR CALCULATION OF THE EQUATION BY WHICH THE FUND SHARES ARE CONVERTED INTO CASH. S&P HAS NO OBLIGATION OR LIABILITY IN CONNECTION WITH THE ADMINISTRATION, MARKETING, OR TRADING OF THE SUB-FUND.

S&P DOES NOT GUARANTEE THE ACCURACY AND/OR THE COMPLETENESS OF THE S&P 500 INDEX OR ANY DATA INCLUDED THEREIN AND S&P SHALL HAVE NO LIABILITY FOR ANY ERRORS, OMISSIONS, OR INTERRUPTIONS THEREIN. S&P MAKES NO WARRANTY, CONDITION OR REPRESENTATION, EXPRESS OR IMPLIED, AS TO RESULTS TO BE OBTAINED BY AMUNDI, INVESTORS, OR ANY OTHER PERSON OR ENTITY FROM THE USE OF THE S&P 500 INDEX OR ANY DATA INCLUDED THEREIN. S&P MAKES NO EXPRESS OR IMPLIED WARRANTIES, REPRESENTATIONS OR CONDITIONS, AND EXPRESSLY DISCLAIMS ALL WARRANTIES OR CONDITIONS OF MERCHANTABILITY OR FITNESS FOR A PARTICULAR PURPOSE OR USE AND ANY OTHER EXPRESS OR IMPLIED WARRANTY OR CONDITION WITH RESPECT TO THE S&P 500 INDEX OR ANY DATA INCLUDED THEREIN. WITHOUT LIMITING ANY OF THE FOREGOING, IN NO EVENT SHALL S&P HAVE ANY LIABILITY FOR ANY SPECIAL, PUNITIVE, INDIRECT, OR CONSEQUENTIAL DAMAGES (INCLUDING LOST PROFITS) RESULTING FROM THE USE OF THE S&P 500 OR ANY DATA INCLUDED THEREIN, EVEN IF NOTIFIED OF THE POSSIBILITY OF SUCH DAMAGES.

## Objective and Investment Policy

### Objective

To track the performance of S&P Global Luxury Index (the "Index"), and to minimize the tracking error between the net asset value of the sub-fund and the performance of the Index.

### Index Description

- General description of the Index

S&P Global Luxury Index is an equity index comprised of 80 of the largest publicly traded companies engaged in the production or distribution of luxury goods or the provision of luxury services.

The Index is a Net Total Return Index : dividends net of tax paid by the index constituents are included in the Index return.

- Index currency: US Dollar

- Index Composition

The universe is comprised of stocks listed on developed and emerging markets. Each stock is assigned a luxury exposure score based on its business description, revenue segment and market perception.

The luxury stocks are ranked in descending order of their total market capitalization and luxury exposure score. The top 80 becomes index constituents.

Each stock of the Index is weighted in function of the size of its capitalization and luxury exposure scores. No constituent represents more than 8% of the index.

- Index Revision

The Index rebalancing is planned annually.

- Index Publication

The Index is calculated and published by Standard & Poor's("S&P").

The S&P Global Luxury Index is calculated by S&P using the official closing prices of stock exchanges on which the Index components are traded.

S&P Global Luxury Index value is available via Bloomberg. At the date of the prospectus, the ticker is: SPGLGUN

The performance tracked is the closing price of the S&P Global Luxury Index.

S&P index methodology, composition, revision rules and additional information concerning the Index underlying components are available on [eu.spindices.com](http://eu.spindices.com)

## Management Process

The exposure to the Index will be achieved through an indirect replication by investing into financial derivatives instruments delivering the performance of the Index in exchange for the performance of the assets held by the sub-fund.

The sub-fund does not integrate sustainability risks nor take into account principal adverse impact of investments on sustainability factors in its investment process as its objective is to replicate as closely as possible the performance of a benchmark that does not take into consideration such risks in its methodology.

The Sub-Fund does not integrate a consideration of environmentally sustainable economic activities (as prescribed in the Taxonomy Regulation) in its management process. Therefore, for the purpose of the Taxonomy Regulation, it should be noted that the investments underlying the Sub-Fund do not take into account the EU criteria for environmentally sustainable economic activities.

**German Investment Tax Act** : At least 90% of the sub-fund's net asset value is continuously invested in equities listed on a stock exchange or traded on an organized market. For the sake of clarity investments in Real Estate Investment Trusts (as such term is defined by the German Ministry of Finance) and UCITS or UCIs are not included in this percentage.

### Tracking Error

The tracking error measures the volatility of the difference between the return of the sub-fund and the return of the Index. In normal market conditions, it is anticipated that the sub-fund will track the performance of the Index with a tracking error of up to 1%. The return, used to compute the tracking error of the sub-fund, is determined before taking into account any swing pricing mechanism.

### Techniques and instruments on securities and Derivatives

Derivatives are integral to the sub-fund's investment strategies. The sub-fund will swap the performance of the assets held by the sub-fund for that of the Index through a derivative contract or total return swap. For further information please refer to sections "Techniques and Instruments on Securities Financing Transactions" and "Replication Methods for Index and UCITS ETF sub-funds" of this prospectus.

The maximum and expected proportions of the sub-fund's assets that can be subject to SFT and TRS are disclosed in the table "USE OF SECURITIES FINANCING TRANSACTIONS AND TOTAL RETURN SWAPS".

**Sub-fund base currency** : Euro

### Investment Manager

Amundi Asset Management

## Main Risks

See "Risk Descriptions" for more information.

### Risks of ordinary market conditions

The Fund has high volatility due to its exposure to equity markets

Currency	Investment fund
Derivatives	Management
Equity	Market
Index replication	Sustainability
Indirect replication	

### Risks of unusual market conditions

Counterparty	Liquidity
Operational	Standard practices

### Risk management method

Commitment

## Planning Your Investment

Designed for Investors who understand the risks of the sub-fund and plan to invest for at least 5 years.

The sub-fund may appeal to investors who:

- are interested in investment growth in the long term
- are looking to replicate the performance of the Index while accepting its associated risks and volatility

**Business day** Any day that is a day when Euronext Paris is fully open.

**Transaction Day** Requests received and accepted by 17:00 CET on a Business day will ordinarily be processed on the NAV of the first following day that is a business day. Transaction settlement will occur within two Business days after the relevant transaction day.

In addition, technical net asset values ("T-NAV") may be calculated and published for any calendar day (excluding Saturdays and Sundays) that is neither a business day nor a transaction day. These T-NAV are merely indicative and will not be the basis for purchasing, switching, redeeming and/or transferring shares.

**NAV publication Day :** Transaction Day +1

**Switching in/out** Permitted

## MAIN SHARE CLASSES AND FEES

Share class	Currency	Min initial Investment*	Fees for share transactions		Annual fees	
			Purchase (max)	Switch (max)	Management (max)	Administration (max)
UCITS ETF - EUR	EUR	USD 1,000,000	3.00%	1.00%	0.15%	0.10%
UCITS ETF – USD	USD	USD 1,000,000	3.00%	1.00%	0.15%	0.10%

See section "Notes on sub-fund Costs" in the prospectus. Other share classes may be available. For a current listing of available classes, go to [amundi.lu/amundi-index-solutions](http://amundi.lu/amundi-index-solutions)

\* Those minimums are applied in USD or in the equivalent amount, in the relevant share class currency.

## Index provider disclaimer

THE AMUNDI S&P GLOBAL LUXURY SUB-FUND IS NOT SPONSORED, ENDORSED, SOLD OR PROMOTED BY STANDARD & POOR'S OR ITS AFFILIATES ("S&P"). S&P MAKES NO REPRESENTATION, CONDITION OR WARRANTY, EXPRESS OR IMPLIED, TO THE OWNERS OF THE SUB-FUND OR ANY MEMBER OF THE PUBLIC REGARDING THE ADVISABILITY OF INVESTING IN SECURITIES GENERALLY OR IN THE SUB-FUND PARTICULARLY OR THE ABILITY OF THE S&P 500 INDEX TO TRACK THE PERFORMANCE OF CERTAIN FINANCIAL MARKETS AND/OR SECTIONS THEREOF AND/OR OF GROUPS OF ASSETS OR ASSET CLASSES. S&P'S ONLY RELATIONSHIP BETWEEN S&P AND AMUNDI IS THE LICENSING OF CERTAIN TRADEMARKS AND TRADE NAMES AND OF THE S&P 500, WHICH IS DETERMINED, COMPOSED AND CALCULATED BY S&P WITHOUT REGARD TO AMUNDI OR THE SUB-FUND. S&P HAS NO OBLIGATION TO TAKE INTO CONSIDERATION THE NEEDS OF AMUNDI OR OF INVESTORS IN DETERMINING, COMPOSING OR CALCULATING THE S&P 500 INDEX. S&P IS NOT LIABLE FOR AND HAS NOT PARTICIPATED IN THE DETERMINATION OF THE SUB-FUND'S PRICES AND NAV, IN THE TIMING OF THE ISSUANCE OR SALE OF THE SUB-FUND OR IN THE DETERMINATION OR CALCULATION OF THE EQUATION BY WHICH THE FUND SHARES ARE CONVERTED INTO CASH. S&P HAS NO OBLIGATION OR LIABILITY IN CONNECTION WITH THE ADMINISTRATION, MARKETING, OR TRADING OF THE SUB-FUND.

S&P DOES NOT GUARANTEE THE ACCURACY AND/OR THE COMPLETENESS OF THE S&P 500 INDEX OR ANY DATA INCLUDED THEREIN AND S&P SHALL HAVE NO LIABILITY FOR ANY ERRORS, OMISSIONS, OR INTERRUPTIONS THEREIN. S&P MAKES NO WARRANTY, CONDITION OR REPRESENTATION, EXPRESS OR IMPLIED, AS TO RESULTS TO BE OBTAINED BY AMUNDI, INVESTORS, OR ANY OTHER PERSON OR ENTITY FROM THE USE OF THE S&P 500 INDEX OR ANY DATA INCLUDED THEREIN. S&P MAKES NO EXPRESS OR IMPLIED WARRANTIES, REPRESENTATIONS OR CONDITIONS, AND EXPRESSLY DISCLAIMS ALL WARRANTIES OR CONDITIONS OF MERCHANTABILITY OR FITNESS FOR A PARTICULAR PURPOSE OR USE AND ANY OTHER EXPRESS OR IMPLIED WARRANTY OR CONDITION WITH RESPECT TO THE S&P 500 INDEX OR ANY DATA INCLUDED THEREIN. WITHOUT LIMITING ANY OF THE FOREGOING, IN NO EVENT SHALL S&P HAVE ANY LIABILITY FOR ANY SPECIAL, PUNITIVE, INDIRECT, OR CONSEQUENTIAL DAMAGES (INCLUDING LOST PROFITS) RESULTING FROM THE USE OF THE S&P 500 OR ANY DATA INCLUDED THEREIN, EVEN IF NOTIFIED OF THE POSSIBILITY OF SUCH DAMAGES.

## Objective and Investment Policy

### Objective

To track the performance of Solactive Smart City Index (the "Index"), and to minimize the tracking error between the net asset value of the sub-fund and the performance of the Index.

### Index Description

- General description of the Index

The Index aims to reflect the performance of stocks of companies that operate in industries related to the development of tomorrow's cities. In particular, relevant companies are engaged in one of the following 6 Categories: Public Infrastructure, Technology, E-Commerce, Smart Home, Entertainment and Healthcare (each a "Category").

The Index is a Net Total Return Index: dividends net of tax paid by the index constituents are included in the Index return.

- Index currency: Euro
- Index Composition

As at 29 March 2019, 64 different industries are linked to the 6 Categories.

The stocks included in the Index have a primary listing in one of the countries that are part of the Developed and Emerging Markets as defined by the Solactive Country Classification (see <https://www.solactive.com/documents/>). Stocks which are listed on the Shanghai Stock Exchange or the Shenzhen Stock Exchange must be available for purchase and sale via the Northbound Stock Connect program.

Companies included in the Index must generate at least 50% of their annual revenues from one or multiple predefined industries relevant to the smart city theme.

For inclusion in the Index, the stocks must have a minimum Market Capitalization of EUR 1 billion and a minimum average daily value traded of at least EUR 5 million over 1 month and over 6 months prior to and including the selection day.

Furthermore, companies are screened according to their involvement in controversial weapons operations. If they present controversies or risks vis-à-vis the United Nations Global Compact Principles (Norm-based Research), then they are excluded.

On each selection day, each of the Categories receives a weight which is equal to 100% divided by the number of Categories (6) in the Index.

Within each Category, components are weighted equally with a maximum individual weight of 2%.

In case there are less than 10 components in a Category, the additional weight that cannot be allocated to those components given the maximum weight of 2%, will be redistributed equally among all the other Index Categories.

The Index includes the small, mid and large capitalisation constituents.

- Index Revision

The Index rebalancing is planned quarterly.

- Index Publication

The Index is calculated and published by Solactive.

Solactive Smart City official indices are those calculated by Solactive using:

- the official closing prices of the stock exchanges on which the component securities are traded;
- the WM Reuters closing (16:00 GMT) exchange rates.

Solactive Smart City Index value is available via Bloomberg. At the date of the prospectus, the ticker is: SOLSCNTR

The performance tracked is the closing price of the Solactive Smart City Index.

Solactive index methodology, composition, revision rules and additional information concerning the Index underlying components are available on [solactive.de](http://solactive.de)

## Management Process

The exposure to the Index will be achieved through an indirect replication by investing into financial derivatives instruments delivering the performance of the Index in exchange for the performance of the assets held by the sub-fund.

The sub-fund does not integrate sustainability risks nor take into account principal adverse impact of investments on sustainability factors in its investment process as its objective is to replicate as closely as possible the performance of a benchmark that does not take into consideration such risks in its methodology.

The Sub-Fund does not integrate a consideration of environmentally sustainable economic activities (as prescribed in the Taxonomy Regulation) in its management process. Therefore, for the purpose of the Taxonomy Regulation, it should be noted that the investments underlying the Sub-Fund do not take into account the EU criteria for environmentally sustainable economic activities.

**German Investment Tax Act** : At least 90% of the sub-fund's net asset value is continuously invested in equities listed on a stock exchange or traded on an organized market. For the sake of clarity investments in Real Estate Investment Trusts (as such term is defined by the German Ministry of Finance) and UCITS or UCIs are not included in this percentage.

### Tracking Error

The tracking error measures the volatility of the difference between the return of the sub-fund and the return of the Index. In normal market conditions, it is anticipated that the sub-fund will track the performance of the Index with a tracking error of up to 1%. The return, used to compute the tracking error of the sub-fund, is determined before taking into account any swing pricing mechanism.

### Techniques and instruments on securities and Derivatives

Derivatives are integral to the sub-fund's investment strategies. The sub-fund will swap the performance of the assets held by the sub-fund for that of the Index through a derivative contract or total return swap. For further information please refer to sections "Techniques and Instruments on Securities Financing Transactions" and "Replication Methods for Index and UCITS ETF sub-funds" of this prospectus.

The maximum and expected proportions of the sub-fund's assets that can be subject to SFT and TRS are disclosed in the table "USE OF SECURITIES FINANCING TRANSACTIONS AND TOTAL RETURN SWAPS".

**Sub-fund base currency** : Euro

### Investment Manager

Amundi Asset Management

## Main Risks

See "Risk Descriptions" for more information.

### Risks of ordinary market conditions

The Fund has high volatility due to its exposure to equity markets

Currency	Investment fund
Derivatives	Management
Equity	Market
Index replication	Sustainability
Indirect replication	
Listing market liquidity (ETF share class)	

### Risks of unusual market conditions

Counterparty	Liquidity
Operational	Standard practices
<b>Risk management method</b>	Commitment

## Planning Your Investment

Designed for Investors who understand the risks of the sub-fund and plan to invest for at least 5 years.

The sub-fund may appeal to investors who:

- are interested in investment growth in the long term
- are looking to replicate the performance of the Index while accepting its associated risks and volatility

**Business day** Any day that is a day when Euronext Paris is fully open.

**Transaction Day** Requests received and accepted by 17:00 CET on a Business day will ordinarily be processed on the NAV of the first following day that is a business day. Transaction settlement will occur within two Business days after the relevant transaction day.

In addition, technical net asset values ("T-NAV") may be calculated and published for any calendar day (excluding Saturdays and Sundays) that is neither a business day nor a transaction day. These T-NAV are merely indicative and will not be the basis for purchasing, switching, redeeming and/or transferring shares.

**NAV publication Day :** Transaction Day +1

**Switching in/out** Permitted

## MAIN SHARE CLASSES AND FEES

Share class	Currency	Min initial Investment*	Fees for share transactions		Annual fees	
			Purchase (max)	Switch (max)	Management (max)	Administration (max)
UCITS ETF	EUR	USD 1,000,000	3.00%	1.00%	0.25%	0.10%

See section "Notes on sub-fund Costs" in the prospectus. Other share classes may be available. For a current listing of available classes, go to [amundi.lu/amundi-index-solutions](http://amundi.lu/amundi-index-solutions)

\* Those minimums are applied in USD or in the equivalent amount, in the relevant share class currency.

## Index provider disclaimer

THE FINANCIAL INSTRUMENT IS NOT SPONSORED, PROMOTED, SOLD OR SUPPORTED IN ANY OTHER MANNER BY SOLACTIVE AG NOR DOES SOLACTIVE AG OFFER ANY EXPRESS OR IMPLICIT GUARANTEE OR ASSURANCE EITHER WITH REGARD TO THE RESULTS OF USING THE INDEX AND/OR INDEX TRADE MARK OR THE INDEX PRICE AT ANY TIME OR IN ANY OTHER RESPECT. THE INDEX IS CALCULATED AND PUBLISHED BY SOLACTIVE AG. SOLACTIVE AG USES ITS BEST EFFORTS TO ENSURE THAT THE INDEX IS CALCULATED CORRECTLY. IRRESPECTIVE OF ITS OBLIGATIONS TOWARDS THE ISSUER, SOLACTIVE AG HAS NO OBLIGATION TO POINT OUT ERRORS IN THE INDEX TO THIRD PARTIES INCLUDING BUT NOT LIMITED TO INVESTORS AND/OR FINANCIAL INTERMEDIARIES OF THE FINANCIAL INSTRUMENT. NEITHER PUBLICATION OF THE INDEX BY SOLACTIVE AG NOR THE LICENSING OF THE INDEX OR INDEX TRADE MARK FOR THE PURPOSE OF USE IN CONNECTION WITH THE FINANCIAL INSTRUMENT CONSTITUTES A RECOMMENDATION BY SOLACTIVE AG TO INVEST CAPITAL IN SAID FINANCIAL INSTRUMENT NOR DOES IT IN ANY WAY REPRESENT AN ASSURANCE OR OPINION OF SOLACTIVE AG WITH REGARD TO ANY INVESTMENT IN THIS FINANCIAL INSTRUMENT.

## Objective and Investment Policy

### Objective

To track the performance of Solactive Smart Factory Index (the "Index"), and to minimize the tracking error between the net asset value of the sub-fund and the performance of the Index.

### Index Description

- General description of the Index

The Index aims to reflect the performance of stocks of companies that operate in industries related to the smart factory theme, i.e. the transformation of manufacturing and the industrial market in general through new technologies and innovations. In particular, relevant companies are engaged in one of the following 5 Categories: Advanced Robotics, Cloud & Big Data, Cyber Security, Augmented Reality & 3D Printing and the Internet of Things (IoT) (each a "Category").

The Index is a Net Total Return Index : dividends net of tax paid by the index constituents are included in the Index return.

- Index currency: Euro
- Index Composition

As at 29 march 2019, 30 different industries are linked to the 5 Categories. The stocks included in the Index have a primary listing in one of the countries that are part of the Developed and Emerging Markets as defined by the Solactive Country Classification (see <https://www.solactive.com/documents/>). Stocks which are listed on the Shanghai Stock Exchange or the Shenzhen Stock Exchange must be available for purchase and sale via the Northbound Stock Connect program.

Companies included in the Index must generate at least 50% of their annual revenues from one or multiple predefined industries relevant to the smart factory theme.

For inclusion in the index, the stocks must have a minimum Market Capitalization of EUR 1 billion and a minimum average daily value traded of at least EUR 5 million over 1 months and over 6 months prior to and including the selection day.

Furthermore, the companies are screened according to their involvement in controversial weapons operations. If they present controversies or risks vis-à-vis the United Nations Global Compact Principles (Norm-based Research), then they are excluded.

On each selection day, each of the Categories receives a weight which is equal to 100% divided by the number of categories (5) in the index.

Within each Category, components are weighted equally with a maximum individual weight of 2%.

In case there are less than 10 components in a category, the additional weight that cannot be allocated to those components given the maximum weight of 2%, will be redistributed equally among all the other Index Categories.

The Index includes the small, mid and large capitalisation constituents.

- Index Revision

The Index rebalancing is planned quarterly.

- Index Publication

The Index is calculated and published by Solactive.

Solactive Smart Factory official indices are those calculated by Solactive using:

- the official closing prices of the stock exchanges on which the component securities are traded;
- the WM Reuters closing (16:00 GMT) exchange rates.

Solactive Smart Factory Index value is available via Bloomberg. At the date of the prospectus, the ticker is: SOLSFN

The performance tracked is the closing price of the Solactive Smart Factory Index.

Solactive index methodology, composition, revision rules and additional information concerning the Index underlying components are available on [solactive.de](http://solactive.de)

## Management Process

The exposure to the Index will be achieved through an indirect replication by investing into financial derivatives instruments delivering the performance of the Index in exchange for the performance of the assets held by the sub-fund.

The sub-fund does not integrate sustainability risks nor take into account principal adverse impact of investments on sustainability factors in its investment process as its objective is to replicate as closely as possible the performance of a benchmark that does not take into consideration such risks in its methodology.

The Sub-Fund does not integrate a consideration of environmentally sustainable economic activities (as prescribed in the Taxonomy Regulation) in its management process. Therefore, for the purpose of the Taxonomy Regulation, it should be noted that the investments underlying the Sub-Fund do not take into account the EU criteria for environmentally sustainable economic activities.

**German Investment Tax Act :** At least 90% of the sub-fund's net asset value is continuously invested in equities listed on a stock exchange or traded on an organized market. For the sake of clarity investments in Real Estate Investment Trusts (as such term is defined by the German Ministry of Finance) and UCITS or UCIs are not included in this percentage.

### Tracking Error

The tracking error measures the volatility of the difference between the return of the sub-fund and the return of the Index. In normal market conditions, it is anticipated that the sub-fund will track the performance of the Index with a tracking error of up to 1%. The return, used to compute the tracking error of the sub-fund, is determined before taking into account any swing pricing mechanism.

### Techniques and instruments on securities and Derivatives

Derivatives are integral to the sub-fund's investment strategies. The sub-fund will swap the performance of the assets held by the sub-fund for that of the Index through a derivative contract or total return swap. For further information please refer to sections "Techniques and Instruments on Securities Financing Transactions" and "Replication Methods for Index and UCITS ETF sub-funds" of this prospectus.

The maximum and expected proportions of the sub-fund's assets that can be subject to SFT and TRS are disclosed in the table "USE OF SECURITIES FINANCING TRANSACTIONS AND TOTAL RETURN SWAPS".

**Sub-fund base currency :** Euro

### Investment Manager

Amundi Asset Management

## Main Risks

See "Risk Descriptions" for more information.

### Risks of ordinary market conditions

The Fund has high volatility due to its exposure to equity markets

Currency	Investment fund
Derivatives	Management
Equity	Market
Index replication	Sustainability
Indirect replication	
Listing market liquidity (ETF share class)	

### Risks of unusual market conditions

Counterparty	Liquidity
Operational	Standard practices
<b>Risk management method</b>	Commitment

## Planning Your Investment

Designed for Investors who understand the risks of the sub-fund and plan to invest for at least 5 years.

The sub-fund may appeal to investors who:

- are interested in investment growth in the long term
- are looking to replicate the performance of the Index while accepting its associated risks and volatility

**Business day** Any day that is a day when Euronext Paris is fully open.

**Transaction Day** Requests received and accepted by 17:00 CET on a Business day will ordinarily be processed on the NAV of the first following day that is a business day. Transaction settlement will occur within two Business days after the relevant transaction day.

In addition, technical net asset values ("T-NAV") may be calculated and published for any calendar day (excluding Saturdays and Sundays) that is neither a business day nor a transaction day. These T-NAV are merely indicative and will not be the basis for purchasing, switching, redeeming and/or transferring shares.

**NAV publication Day :** Transaction Day +1

**Switching in/out** Permitted

## MAIN SHARE CLASSES AND FEES

Share class	Currency	Min initial Investment*	Fees for share transactions		Annual fees	
			Purchase (max)	Switch (max)	Management (max)	Administration (max)
UCITS ETF	EUR	USD 1,000,000	3.00%	1.00%	0.25%	0.10%

See section "Notes on sub-fund Costs" in the prospectus. Other share classes may be available. For a current listing of available classes, go to [amundi.lu/amundi-index-solutions](http://amundi.lu/amundi-index-solutions)

\* Those minimums are applied in USD or in the equivalent amount, in the relevant share class currency.

## Index provider disclaimer

THE FINANCIAL INSTRUMENT IS NOT SPONSORED, PROMOTED, SOLD OR SUPPORTED IN ANY OTHER MANNER BY SOLACTIVE AG NOR DOES SOLACTIVE AG OFFER ANY EXPRESS OR IMPLICIT GUARANTEE OR ASSURANCE EITHER WITH REGARD TO THE RESULTS OF USING THE INDEX AND/OR INDEX TRADE MARK OR THE INDEX PRICE AT ANY TIME OR IN ANY OTHER RESPECT. THE INDEX IS CALCULATED AND PUBLISHED BY SOLACTIVE AG. SOLACTIVE AG USES ITS BEST EFFORTS TO ENSURE THAT THE INDEX IS CALCULATED CORRECTLY. IRRESPECTIVE OF ITS OBLIGATIONS TOWARDS THE ISSUER, SOLACTIVE AG HAS NO OBLIGATION TO POINT OUT ERRORS IN THE INDEX TO THIRD PARTIES INCLUDING BUT NOT LIMITED TO INVESTORS AND/OR FINANCIAL INTERMEDIARIES OF THE FINANCIAL INSTRUMENT. NEITHER PUBLICATION OF THE INDEX BY SOLACTIVE AG NOR THE LICENSING OF THE INDEX OR INDEX TRADE MARK FOR THE PURPOSE OF USE IN CONNECTION WITH THE FINANCIAL INSTRUMENT CONSTITUTES A RECOMMENDATION BY SOLACTIVE AG TO INVEST CAPITAL IN SAID FINANCIAL INSTRUMENT NOR DOES IT IN ANY WAY REPRESENT AN ASSURANCE OR OPINION OF SOLACTIVE AG WITH REGARD TO ANY INVESTMENT IN THIS FINANCIAL INSTRUMENT.



## Objective and Investment Policy

### Objective

To track the performance of STOXX Europe 600 Index (the "Index"), and to minimize the tracking error between the net asset value of the sub-fund and the performance of the Index.

### Index Description

- General description of the Index

The STOXX Europe 600 Index provides exposure to the performance of the 600 most liquid large, mid and small caps stocks covering developed markets in Europe.

The Index is a Net Total Return Index : dividends net of tax paid by the index constituents are included in the Index return.

- Index currency: Euro
- Index Composition

The index is free-float market cap, subject to a 20% weighting cap. Components are screened on a liquidity criteria: Each component must have a minimum liquidity of greater than 1 million EUR, as per its 3 month average daily trading volume (ADTV).

- Index Revision

The Index rebalancing is planned quarterly.

- Index Publication

The Index is calculated and published by STOXX .

STOXX Europe 600 Index value is available via Bloomberg. At the date of the prospectus, the ticker is: SXXR

The performance tracked is the closing price of the STOXX Europe 600 Index.

STOXX index methodology, composition, revision rules and additional information concerning the Index underlying components are available on [stox.com](http://stox.com)

## Management Process

The exposure to the Index will be achieved through a direct replication, mainly by making direct investments in transferable securities and/or other eligible assets representing the Index constituents in a proportion extremely close to their proportion in the Index.

The sub-fund does not integrate sustainability risks nor take into account principal adverse impact of investments on sustainability factors in its investment process as its objective is to replicate as closely as possible the performance of a benchmark that does not take into consideration such risks in its methodology.

The Sub-Fund does not integrate a consideration of environmentally sustainable economic activities (as prescribed in the Taxonomy Regulation) in its management process. Therefore, for the purpose of the Taxonomy Regulation, it should be noted that the investments underlying the Sub-Fund do not take into account the EU criteria for environmentally sustainable economic activities.

**German Investment Tax Act** : At least 60% of the sub-fund's net asset value is continuously invested in equities listed on a stock exchange or traded on an organized market. For the sake of clarity investments in Real Estate Investment Trusts (as such term is defined by the German Ministry of Finance) and UCITS or UCIs are not included in this percentage.

### Tracking Error

The tracking error measures the volatility of the difference between the return of the sub-fund and the return of the Index. In normal market conditions, it is anticipated that the sub-fund will track the performance of the Index with a tracking error of up to 1%. The return, used to compute the tracking error of the sub-fund, is determined before taking into account any swing pricing mechanism.

### Techniques and instruments on securities and Derivatives

In order to deal with inflows and outflows and also with some local market specificities (market access and liquidity, local tax); the Investment Manager will be able to combine the direct replication with a replication through derivatives such as amongst other futures. In case of such replication, the sub-fund may hold deposits while keeping full exposure to the Index.

The sub-fund may enter into any efficient portfolio management techniques and instruments relating to transferable securities and money market instruments, such as securities lending and borrowing, reverse purchase agreement and repurchase agreement for the purposes of efficient portfolio management as described and in compliance with sections "Techniques and Instruments on Securities Financing Transactions" and "Replication Methods" of this prospectus. In particular, such techniques and instruments may be used in order to generate additional income.

The maximum and expected proportions of the sub-fund's assets that can be subject to SFT and TRS are disclosed in the table "USE OF SECURITIES FINANCING TRANSACTIONS AND TOTAL RETURN SWAPS".

**Sub-fund base currency** : Euro

### Investment Manager

Amundi Asset Management

## Main Risks

See "Risk Descriptions" for more information.

### Risks of ordinary market conditions

The Fund has high volatility due to its exposure to equity markets

Currency	Management
Derivatives	Market
Equity	Small and mid-cap stock
Hedging risk (hedged share class)	Sustainability
Index replication	Use of techniques and Instruments
Investment fund	
Listing market liquidity (ETF share class)	

### Risks of unusual market conditions

Counterparty	Liquidity
Operational	Standard practices
<b>Risk management method</b>	Commitment

## Planning Your Investment

Designed for Investors who understand the risks of the sub-fund and plan to invest for at least 5 years.

The sub-fund may appeal to investors who:

- are interested in investment growth in the long term
- are looking to replicate the performance of the Index while accepting its associated risks and volatility

**Business day** Any day that is a day when Euronext Paris is fully open.

**Transaction Day** Requests received and accepted by 14:00 CET on a Business day will ordinarily be processed on the NAV of the first business day (including the business day when the relevant requests are received) that is also a full bank business day in United Kingdom market and in France market and in Swiss market. Transaction settlement will occur within two Business days after the relevant transaction day.

In addition, technical net asset values ("T-NAV") may be calculated and published for any calendar day (excluding Saturdays and Sundays) that is neither a business day nor a transaction day. These T-NAV are merely indicative and will not be the basis for purchasing, switching, redeeming and/or transferring shares.

**NAV publication Day :** Transaction Day +1

**Switching in/out** Permitted

## MAIN SHARE CLASSES AND FEES

Share class	Currency	Min initial Investment*	Fees for share transactions		Annual fees	
			Purchase (max)	Switch (max)	Management (max)	Administration (max)
UCITS ETF DR - EUR	EUR	USD 1,000,000	3.00%	1.00%	0.03%	0.04%

See section "Notes on sub-fund Costs" in the prospectus. Other share classes may be available. For a current listing of available classes, go to [amundi.lu/amundi-index-solutions](http://amundi.lu/amundi-index-solutions)

\* Those minimums are applied in USD or in the equivalent amount, in the relevant share class currency.

## Index provider disclaimer

STOXX and its licensors (the "Licensors") have no relationship to the Amundi Asset Management, other than the licensing of the STOXX Europe 600 Index® and the related trademarks for use in connection with the AMUNDI STOXX EUROPE 600.

STOXX and its Licensors do not:

- Sponsor, endorse, sell or promote the AMUNDI STOXX EUROPE 600.
- Recommend that any person invest in the AMUNDI STOXX EUROPE 600 or any other securities.
- Have any responsibility or liability for or make any decisions about the timing, amount or pricing of AMUNDI STOXX EUROPE 600.
- Have any responsibility or liability for the administration, management or marketing of the AMUNDI STOXX EUROPE 600.
- Consider the needs of the AMUNDI STOXX EUROPE 600 or the owners of the AMUNDI STOXX EUROPE 600 in determining, composing or calculating the STOXX Europe 600 Index or have any obligation to do so.

STOXX and its Licensors will not have any liability in connection with the AMUNDI STOXX EUROPE 600. Specifically,

- STOXX and its Licensors do not make any warranty, express or implied and disclaim any and all warranty about:
  - The results to be obtained by the AMUNDI STOXX EUROPE 600, the owner of the AMUNDI STOXX EUROPE 600 or any other person in connection with the use of the STOXX Europe 600 Index and the data included in the STOXX Europe 600 Index®;
  - The accuracy or completeness of the STOXX Europe 600 Index and its data;
  - The merchantability and the fitness for a particular purpose or use of the STOXX Europe 600 Index® and its data;
- STOXX and its Licensors will have no liability for any errors, omissions or interruptions in the STOXX Europe 600 Index® or its data;
- Under no circumstances will STOXX or its Licensors be liable for any lost profits or indirect, punitive, special or consequential damages or losses, even if STOXX or its Licensors knows that they might occur.

The licensing agreement between the Amundi Asset Management and STOXX is solely for their benefit and not for the benefit of the owners of the AMUNDI STOXX EUROPE 600 or any other third parties.

# AMUNDI MSCI ROBOTICS & AI ESG SCREENED

## Objective and Investment Policy

### Objective

To track the performance of MSCI ACWI IMI Robotics & AI ESG Filtered Net Total Return Index (the "Index"), and to minimize the tracking error between the net asset value of the sub-fund and the performance of the Index.

The sub-fund is a financial product that promotes among other characteristics ESG characteristics pursuant to Article 8 of the Disclosure Regulation, as further described in Annex 1 - ESG Related Disclosures to this Prospectus.

### Index Description

- General description of the Index

The Index aims to reflect the performance of companies associated with the increased adoption and utilization of artificial intelligence, robots and automation while excluding those involved in certain controversial businesses or with relatively low Environmental, Social and Governance ("ESG") controversies and ratings scores. It selects companies which are assessed to have high exposure to business activities such as:

- Robotics/ Artificial Intelligence,
- IoT/ Smart Homes,
- Cloud Computing,
- Cybersecurity,
- Medical Robotics,
- Social Media Automation,
- Vehicle Automation.

The Index is a Net Total Return Index : dividends net of tax paid by the index constituents are included in the Index return.

- Index currency: US Dollar
- Index Composition

The Index features the following characteristics:

a) Same investment universe as the MSCI ACWI Investable Market Index (IMI) (the "Parent Index"); ie including large, mid and small cap stocks across developed and emerging countries.

b) A set of relevant words and phrases derived from the above business activities is used to identify companies (the "Eligible Universe") which could benefit from the increased adoption and utilization of products and services focused on automation and artificial intelligence.

c) Companies from the Eligible Universe with a "Relevance Score" (as defined by MSCI) above 25% constitute the "Selected Universe".

d) Further liquidity/size/country/sectorial filters are applied to the Selected Universe.

e) An ESG negative screening is performed as further described in Annex 1 - ESG Related Disclosures to this Prospectus.

- Index Revision

The Index rebalancing is planned semi-annually.

- Index Publication

The Index is calculated and published by MSCI("MSCI").

MSCI official indices are calculated using:

- the official closing prices of the stock exchanges on which the component securities are traded;
- the WM Reuters closing (16:00 GMT) exchange rates.

MSCI ACWI IMI Robotics & AI ESG Filtered Net Total Return Index value is available via Bloomberg. At the date of the prospectus, the ticker is: MXACIREF

The performance tracked is the closing price of the MSCI ACWI IMI Robotics & AI ESG Filtered Net Total Return Index.

MSCI index methodology, composition, revision rules and additional information concerning the Index underlying components are available on [msci.com](https://www.msci.com)

## Management Process

The exposure to the Index will be achieved through a direct replication, mainly by making direct investments in transferable securities and/or other eligible assets representing the Index constituents in a proportion extremely close to their proportion in the index.

The sub-fund integrates sustainability risks and takes into account principal adverse impacts of investments on sustainability factors in its investment process as outlined in more detail in section "Sustainable Investing" of this prospectus and will not hold any securities of companies involved in the production or sale of controversial weapons, or companies in breach of international conventions on Human or Labor Rights, or companies involved in controversial industries: tobacco, thermal coal, nuclear weapons or unconventional oil & gas as defined in "Replication Methods".

**German Investment Tax Act :** At least 60% of the sub-fund's net asset value is continuously invested in equities listed on a stock exchange or traded on an organized market. For the sake of clarity investments in Real Estate Investment Trusts (as such term is defined by the German Ministry of Finance) and UCITS or UCIs are not included in this percentage.

### Tracking Error

The tracking error measures the volatility of the difference between the return of the sub-fund and the return of the Index. In normal market conditions, it is anticipated that the sub-fund will track the performance of the Index with a tracking error of up to 1%. The return, used to compute the tracking error of the sub-fund, is determined before taking into account any swing pricing mechanism.

### Techniques and instruments on securities and Derivatives

In order to deal with inflows and outflows and also with some local market specificities (market access and liquidity, local tax); the Investment Manager will be able to combine the direct replication with a replication through derivatives such as amongst other futures. In case of such replication, the sub-fund may hold deposits while keeping full exposure to the Index.

The sub-fund may enter into any efficient portfolio management techniques and instruments relating to transferable securities and money market instruments, such as securities lending and borrowing, reverse purchase agreement and repurchase agreement for the purposes of efficient portfolio management as described and in compliance with sections "Techniques and Instruments on Securities Financing Transactions" and "Replication Methods" of this prospectus. In particular, such techniques and instruments may be used in order to generate additional income.

The maximum and expected proportions of the sub-fund's assets that can be subject to SFT and TRS are disclosed in the table "USE OF SECURITIES FINANCING TRANSACTIONS AND TOTAL RETURN SWAPS".

**Sub-fund base currency :** Euro

### Investment Manager

Amundi Asset Management

## Main Risks

See "Risk Descriptions" for more information.

### Risks of ordinary market conditions

The Fund has high volatility due to its exposure to equity markets

Concentration	Investment fund
Currency	Management
Derivatives	Market
Equity	Sustainable Investment
Index replication	Use of techniques and Instruments
Indirect replication	
Listing market liquidity (ETF share class)	

### Risks of unusual market conditions

Counterparty	Liquidity
Operational	Standard practices

### Risk management method

Commitment

## Planning Your Investment

Designed for Investors who understand the risks of the sub-fund and plan to invest for at least 5 years.

The sub-fund may appeal to investors who:

- are interested in investment growth in the long term
- are looking to replicate the performance of the Index while accepting its associated risks and volatility

**Business day** Any day that is a day when Euronext Paris is fully open.

**Transaction Day** Requests received and accepted by 14:00 CET on a Business day will ordinarily be processed on the NAV of the first following day that is a full bank business day in US market. Transaction settlement will occur within two Business days after the relevant transaction day.

In addition, technical net asset values ("T-NAV") may be calculated and published for any calendar day (excluding Saturdays and Sundays) that is neither a business day nor a transaction day. These T-NAV are merely indicative and will not be the basis for purchasing, switching, redeeming and/or transferring shares.

**NAV publication Day :** Transaction Day +1

**Switching in/out** Permitted

## MAIN SHARE CLASSES AND FEES

Share class	Currency	Min initial Investment*	Fees for share transactions		Annual fees	
			Purchase (max)	Switch (max)	Management (max)	Administration (max)
UCITS ETF	EUR	USD 1,000,000	3.00%	1.00%	0.30%	0.10%

See section "Notes on sub-fund Costs" in the prospectus. Other share classes may be available. For a current listing of available classes, go to [amundi.lu/amundi-index-solutions](http://amundi.lu/amundi-index-solutions)

\* Those minimums are applied in USD or in the equivalent amount, in the relevant share class currency.

## Index provider disclaimer

AMUNDI MSCI ROBOTICS & AI ESG SCREENED (THE "SUB-FUND") IS NOT SPONSORED, ENDORSED, SOLD OR PROMOTED BY MSCI INC. ("MSCI"), ANY OF ITS AFFILIATES, ANY OF ITS INFORMATION PROVIDERS OR ANY THIRD PARTY INVOLVED IN, OR RELATED TO, COMPILING OR CREATING ANY MSCI INDEX (COLLECTIVELY, THE "MSCI PARTIES"). THE MSCI INDICES ARE THE EXCLUSIVE PROPERTY OF MSCI AND ARE SERVICE MARKS OF MSCI OR ITS AFFILIATES. THE MSCI INDICES HAVE BEEN LICENSED FOR USE FOR CERTAIN PURPOSES BY AMUNDI. NONE OF THE MSCI PARTIES MAKES ANY REPRESENTATION OR WARRANTY, EXPRESS OR IMPLIED, TO THE ISSUER OR OWNERS OF THIS SUB-FUND OR ANY OTHER PERSON OR ENTITY REGARDING THE ADVISABILITY OF INVESTING IN SUB-FUNDS GENERALLY OR IN THIS PARTICULAR SUB-FUND OR THE ABILITY OF ANY MSCI INDEX TO TRACK CORRESPONDING STOCK MARKET PERFORMANCE. MSCI OR ITS AFFILIATES ARE THE LICENSORS OF CERTAIN TRADEMARKS, SERVICE MARKS AND TRADE NAMES AND OF THE MSCI INDICES WHICH ARE DETERMINED, COMPOSED AND CALCULATED BY MSCI WITHOUT REGARD TO AMUNDI OR THIS SUB-FUND OR THIS SUB-FUND'S UNITHOLDERS OR ANY OTHER PERSON OR ENTITY.

NONE OF THE MSCI PARTIES HAS ANY OBLIGATION TO TAKE THE NEEDS OF THE AMUNDI, THIS SUB-FUND'S UNITHOLDERS OR ANY OTHER PERSON OR ENTITY INTO CONSIDERATION IN DETERMINING, COMPOSING OR CALCULATING THE MSCI INDICES. NONE OF THE MSCI PARTIES IS RESPONSIBLE FOR OR HAS PARTICIPATED IN DETERMINATION OF THE TIMING OF, PRICES AT, OR QUANTITIES OF THIS SUB-FUND TO BE ISSUED OR IN THE DETERMINATION OR CALCULATION OF THE EQUATION BY OR THE CONSIDERATION INTO WHICH THIS SUB-FUND IS REDEEMABLE. FURTHERMORE, NONE OF THE MSCI PARTIES HAS ANY OBLIGATION OR LIABILITY TO THE ISSUER OR OWNERS OF THIS SUB-FUND OR ANY OTHER PERSON OR ENTITY IN CONNECTION WITH THE ADMINISTRATION, MARKETING OR OFFERING OF THIS SUB-FUND.

ALTHOUGH MSCI SHALL OBTAIN INFORMATION FOR INCLUSION IN OR FOR USE IN THE CALCULATION OF THE MSCI INDICES FROM SOURCES THAT MSCI CONSIDERS RELIABLE, NONE OF THE MSCI PARTIES WARRANTS OR GUARANTEES THE ORIGINALITY, ACCURACY AND/OR THE COMPLETENESS OF ANY MSCI INDEX OR ANY DATA INCLUDED THEREIN. NONE OF THE MSCI PARTIES MAKES ANY WARRANTY, EXPRESS OR IMPLIED, AS TO RESULTS TO BE OBTAINED BY THE ISSUER OF THE SUB-FUND, OWNERS OF THE SUB-FUND, OR ANY OTHER PERSON OR ENTITY, FROM THE USE OF ANY MSCI INDEX OR ANY DATA INCLUDED THEREIN. NONE OF THE MSCI PARTIES SHALL HAVE ANY LIABILITY FOR ANY ERRORS, OMISSIONS OR INTERRUPTIONS OF OR IN CONNECTION WITH ANY MSCI INDEX OR ANY DATA INCLUDED THEREIN. FURTHERMORE, NONE OF THE MSCI PARTIES MAKES ANY EXPRESS OR IMPLIED WARRANTIES OF ANY KIND, AND THE MSCI PARTIES HEREBY EXPRESSLY DISCLAIM ALL WARRANTIES OF MERCHANTABILITY AND FITNESS FOR A PARTICULAR PURPOSE, WITH RESPECT TO EACH MSCI INDEX AND ANY DATA INCLUDED THEREIN. WITHOUT LIMITING ANY OF THE FOREGOING, IN NO EVENT SHALL ANY OF THE MSCI PARTIES HAVE ANY LIABILITY FOR ANY DIRECT, INDIRECT, SPECIAL, PUNITIVE, CONSEQUENTIAL OR ANY OTHER DAMAGES (INCLUDING LOST PROFITS) EVEN IF NOTIFIED OF THE POSSIBILITY OF SUCH DAMAGES.

# AMUNDI PRIME EMERGING MARKETS

## Objective and Investment Policy

### Objective

To track the performance of Solactive GBS Emerging Markets Large & Mid Cap USD Index (the "Index"), and to minimize the tracking error between the net asset value of the sub-fund and the performance of the Index.

### Index Description

- General description of the Index

Solactive GBS Emerging Markets Large & Mid Cap USD Index is an equity index representative of the large and mid-cap markets across 26 emerging countries (as of October 2020).

The Index is a Net Total Return Index : dividends net of tax paid by the index constituents are included in the Index return.

- Index currency: US Dollar
- Index Composition

The Index components are representative of the largest 85% (+/- 5%) of the free-float market capitalization in 26 emerging countries (as of October 2020).

The Free Float Market capitalization is calculated as the multiplication of the shares outstanding in Free Float multiplied with the Trading Price of the share class as of the selection day.

Solactive GBS Emerging Markets Large & Mid Cap USD Index is the aggregate of the selected stocks on each country.

The stocks are weighted according to their Free Float Market Capitalization.

- Index Revision

The Index rebalancing is planned quarterly.

- Index Publication

The Index is calculated and published by Solactive .

Solactive GBS Emerging Markets Large & Mid Cap USD Index value is available via Bloomberg. At the date of the prospectus, the ticker is: SEMLMCUN

The performance tracked is the closing price of the Solactive GBS Emerging Markets Large & Mid Cap USD Index.

Solactive index methodology, composition, revision rules and additional information concerning the Index underlying components are available on [solactive.de](http://solactive.de)

## Management Process

The exposure to the Index will be achieved through a direct replication, mainly by making direct investments in transferable securities and/or other eligible assets representing the Index constituents in a proportion extremely close to their proportion in the Index.

The sub-fund takes into account principal adverse impacts of investments on sustainability factors in its investment process as outlined in more detail in section "Sustainable Investing" of this prospectus and will not hold any securities of companies involved in the production or sale of controversial weapons as defined in "Replication Methods".

The Sub-Fund does not integrate a consideration of environmentally sustainable economic activities (as prescribed in the Taxonomy Regulation) in its management process. Therefore, for the purpose of the Taxonomy Regulation, it should be noted that the investments underlying the Sub-Fund do not take into account the EU criteria for environmentally sustainable economic activities.

**German Investment Tax Act** : At least 60% of the sub-fund's net asset value is continuously invested in equities listed on a stock exchange or traded on an organized market. For the sake of clarity investments in Real Estate Investment Trusts (as such term is defined by the German Ministry of Finance) and UCITS or UCIs are not included in this percentage.

### Tracking Error

The tracking error measures the volatility of the difference between the return of the sub-fund and the return of the Index. In normal market conditions, it is anticipated that the sub-fund will track the performance of the Index with a tracking error of up to 2%. The return, used to compute the tracking error of the sub-fund, is determined before taking into account any swing pricing mechanism.

### Techniques and instruments on securities and Derivatives

In order to deal with inflows and outflows and also with some local market specificities (market access and liquidity, local tax); the Investment Manager will be able to combine the direct replication with a replication through derivatives such as amongst other futures. In case of such replication, the sub-fund may hold deposits while keeping full exposure to the Index.

The sub-fund may enter into any efficient portfolio management techniques and instruments relating to transferable securities and money market instruments, such as securities lending and borrowing, reverse purchase agreement and repurchase agreement for the purposes of efficient portfolio management as described and in compliance with sections "Techniques and Instruments on Securities Financing Transactions" and "Replication Methods" of this prospectus. In particular, such techniques and instruments may be used in order to generate additional income.

The maximum and expected proportions of the sub-fund's assets that can be subject to SFT and TRS are disclosed in the table "USE OF SECURITIES FINANCING TRANSACTIONS AND TOTAL RETURN SWAPS".

**Sub-fund base currency** : US Dollar

### Investment Manager

Amundi Asset Management

## Main Risks

See "Risk Descriptions" for more information.

### Risks of ordinary market conditions

The Fund has high volatility due to its exposure to equity markets

Currency	Investment fund
Derivatives	Management
Emerging Market	Market
Equity	Sustainability
Index replication	Use of techniques and Instruments
Country risk - China	
Listing market liquidity (ETF share class)	

### Risks of unusual market conditions

Counterparty	Liquidity
Operational	Standard practices
<b>Risk management method</b>	Commitment

## Planning Your Investment

Designed for Investors who understand the risks of the sub-fund and plan to invest for at least 5 years.

The sub-fund may appeal to investors who:

- are interested in investment growth in the long term
- are looking to replicate the performance of the Index while accepting its associated risks and volatility

**Business day** Any day that is a day when Euronext Paris is fully open.

**Transaction Day** Requests received and accepted by 14:00 CET on a Business day will ordinarily be processed on the NAV of the first following day that is also a full bank business day in Hong-Kong market and a full bank business day either in South Korea market or in Taiwan market. Transaction settlement will occur within two Business days after the relevant transaction day.

In addition, technical net asset values ("T-NAV") may be calculated and published for any calendar day (excluding Saturdays and Sundays) that is neither a business day nor a transaction day. These T-NAV are merely indicative and will not be the basis for purchasing, switching, redeeming and/or transferring shares.

**NAV publication Day :** Transaction Day +1

**Switching in/out** Permitted

## MAIN SHARE CLASSES AND FEES

Share class	Currency	Min initial Investment*	Fees for share transactions		Annual fees	
			Purchase (max)	Switch (max)	Management (max)	Administration (max)
UCITS ETF DR	USD	USD 1,000,000	3.00%	1.00%	0.03%	0.07%

See section "Notes on sub-fund Costs" in the prospectus. Other share classes may be available. For a current listing of available classes, go to [amundi.lu/amundi-index-solutions](http://amundi.lu/amundi-index-solutions)

\* Those minimums are applied in USD or in the equivalent amount, in the relevant share class currency.

## Index provider disclaimer

THE FINANCIAL INSTRUMENT IS NOT SPONSORED, PROMOTED, SOLD OR SUPPORTED IN ANY OTHER MANNER BY SOLACTIVE AG NOR DOES SOLACTIVE AG OFFER ANY EXPRESS OR IMPLICIT GUARANTEE OR ASSURANCE EITHER WITH REGARD TO THE RESULTS OF USING THE INDEX AND/OR INDEX TRADE MARK OR THE INDEX PRICE AT ANY TIME OR IN ANY OTHER RESPECT. THE INDEX IS CALCULATED AND PUBLISHED BY SOLACTIVE AG. SOLACTIVE AG USES ITS BEST EFFORTS TO ENSURE THAT THE INDEX IS CALCULATED CORRECTLY. IRRESPECTIVE OF ITS OBLIGATIONS TOWARDS THE ISSUER, SOLACTIVE AG HAS NO OBLIGATION TO POINT OUT ERRORS IN THE INDEX TO THIRD PARTIES INCLUDING BUT NOT LIMITED TO INVESTORS AND/OR FINANCIAL INTERMEDIARIES OF THE FINANCIAL INSTRUMENT. NEITHER PUBLICATION OF THE INDEX BY SOLACTIVE AG NOR THE LICENSING OF THE INDEX OR INDEX TRADE MARK FOR THE PURPOSE OF USE IN CONNECTION WITH THE FINANCIAL INSTRUMENT CONSTITUTES A RECOMMENDATION BY SOLACTIVE AG TO INVEST CAPITAL IN SAID FINANCIAL INSTRUMENT NOR DOES IT IN ANY WAY REPRESENT AN ASSURANCE OR OPINION OF SOLACTIVE AG WITH REGARD TO ANY INVESTMENT IN THIS FINANCIAL INSTRUMENT.

## Objective and Investment Policy

### Objective

To track the performance of Solactive GBS Developed Markets Europe Large & Mid Cap EUR Index (the "Index"), and to minimize the tracking error between the net asset value of the sub-fund and the performance of the Index.

### Index Description

- General description of the Index

Solactive GBS Developed Markets Europe Large & Mid Cap EUR Index is an equity index representative of the large and mid-cap markets of the 15 developed European countries.

The Index is a Net Total Return Index : dividends net of tax paid by the index constituents are included in the Index return.

- Index currency: Euro
- Index Composition

The Index components are listed and traded in 15 developed European countries: Austria, Belgium, Denmark, Finland, France, Germany, Ireland, Italy, the Netherlands, Norway, Portugal, Spain, Sweden, Switzerland, the United Kingdom.

For each country, the Index components are ranked by Free Float Market Capitalization in descending order, and the equities corresponding to large and mid-cap are selected.

The Free Float Market capitalization is calculated as the multiplication of the shares outstanding in Free Float multiplied with the Trading Price of the share class as of the selection day.

Solactive GBS Developed Markets Europe Large & Mid Cap Index is the aggregate of the selected stocks on each country.

The stocks are weighted according to their Free Float Market Capitalization.

- Index Revision

The Index rebalancing is planned quarterly.

- Index Publication

The Index is calculated and published by Solactive.

Solactive GBS official indices are those calculated by Solactive using:

- the official closing prices of the stock exchanges on which the component securities are traded
- the WM Reuters closing (16:00 GMT) exchange rates.

Solactive GBS Developed Markets Europe Large & Mid Cap EUR Index value is available via Bloomberg. At the date of the prospectus, the ticker is: SEULMCEN

The performance tracked is the closing price of the Solactive GBS Developed Markets Europe Large & Mid Cap EUR Index.

Solactive index methodology, composition, revision rules and additional information concerning the Index underlying components are available on [solactive.de](http://solactive.de)

## Management Process

The exposure to the Index will be achieved through a direct replication, mainly by making direct investments in transferable securities and/or other eligible assets representing the Index constituents in a proportion extremely close to their proportion in the index.

The sub-fund takes into account principal adverse impacts of investments on sustainability factors in its investment process as outlined in more detail in section "Sustainable Investing" of this prospectus and will not hold any securities of companies involved in the production or sale of controversial weapons as defined in "Replication Methods".

The Sub-Fund does not integrate a consideration of environmentally sustainable economic activities (as prescribed in the Taxonomy Regulation) in its management process. Therefore, for the purpose of the Taxonomy Regulation, it should be noted that the investments underlying the Sub-Fund do not take into account the EU criteria for environmentally sustainable economic activities.

**German Investment Tax Act** : At least 60% of the sub-fund's net asset value is continuously invested in equities listed on a stock exchange or traded on an organized market. For the sake of clarity investments in Real Estate Investment Trusts (as such term is defined by the German Ministry of Finance) and UCITS or UCIs are not included in this percentage.

### Tracking Error

The tracking error measures the volatility of the difference between the return of the sub-fund and the return of the Index. In normal market conditions, it is anticipated that the sub-fund will track the performance of the Index with a tracking error of up to 1%. The return, used to compute the tracking error of the sub-fund, is determined before taking into account any swing pricing mechanism.

### Techniques and instruments on securities and Derivatives

In order to deal with inflows and outflows and also with some local market specificities (market access and liquidity, local tax); the Investment Manager will be able to combine the direct replication with a replication through derivatives such as amongst other futures. In case of such replication, the sub-fund may hold deposits while keeping full exposure to the Index.

The sub-fund may enter into any efficient portfolio management techniques and instruments relating to transferable securities and money market instruments, such as securities lending and borrowing, reverse purchase agreement and repurchase agreement for the purposes of efficient portfolio management as described and in compliance with sections "Techniques and Instruments on Securities Financing Transactions" and "Replication Methods" of this prospectus. In particular, such techniques and instruments may be used in order to generate additional income.

The maximum and expected proportions of the sub-fund's assets that can be subject to SFT and TRS are disclosed in the table "USE OF SECURITIES FINANCING TRANSACTIONS AND TOTAL RETURN SWAPS".

**Sub-fund base currency** : Euro

### Investment Manager

Amundi Asset Management

## Main Risks

See "Risk Descriptions" for more information.

### Risks of ordinary market conditions

The Fund has high volatility due to its exposure to equity markets

Currency	Management
Derivatives	Market
Equity	Sustainability
Index replication	Use of techniques and Instruments
Investment fund	
Listing market liquidity (ETF share class)	

### Risks of unusual market conditions

Counterparty	Liquidity
Operational	Standard practices

**Risk management method** : Commitment

## Planning Your Investment

Designed for Investors who understand the risks of the sub-fund and plan to invest for at least 5 years.

The sub-fund may appeal to investors who:

- are interested in investment growth in the long term
- are looking to replicate the performance of the Index while accepting its associated risks and volatility

**Business day** Any day that is a day when Euronext Paris is fully open.

**Transaction Day** Requests received and accepted by 14:00 CET on a Business day will ordinarily be processed on the NAV of the first business day (including the business day when the relevant requests are received) that is also a full bank business day in United Kingdom market and in Germany market. Transaction settlement will occur within two Business days after the relevant transaction day.

In addition, technical net asset values ("T-NAV") may be calculated and published for any calendar day (excluding Saturdays and Sundays) that is neither a business day nor a transaction day. These T-NAV are merely indicative and will not be the basis for purchasing, switching, redeeming and/or transferring shares.

**NAV publication Day :** Transaction Day +1

**Switching in/out** Permitted

## MAIN SHARE CLASSES AND FEES

			Fees for share transactions		Annual fees	
Share class	Currency	Min initial Investment*	Purchase (max)	Switch (max)	Management (max)	Administration (max)
UCITS ETF DR	EUR	USD 1,000,000	3.00%	1.00%	0.03%	0.02%

See section "Notes on sub-fund Costs" in the prospectus. Other share classes may be available. For a current listing of available classes, go to [amundi.lu/amundi-index-solutions](http://amundi.lu/amundi-index-solutions)

\* Those minimums are applied in USD or in the equivalent amount, in the relevant share class currency.

## Index provider disclaimer

THE FINANCIAL INSTRUMENT IS NOT SPONSORED, PROMOTED, SOLD OR SUPPORTED IN ANY OTHER MANNER BY SOLACTIVE AG NOR DOES SOLACTIVE AG OFFER ANY EXPRESS OR IMPLICIT GUARANTEE OR ASSURANCE EITHER WITH REGARD TO THE RESULTS OF USING THE INDEX AND/OR INDEX TRADE MARK OR THE INDEX PRICE AT ANY TIME OR IN ANY OTHER RESPECT. THE INDEX IS CALCULATED AND PUBLISHED BY SOLACTIVE AG. SOLACTIVE AG USES ITS BEST EFFORTS TO ENSURE THAT THE INDEX IS CALCULATED CORRECTLY. IRRESPECTIVE OF ITS OBLIGATIONS TOWARDS THE ISSUER, SOLACTIVE AG HAS NO OBLIGATION TO POINT OUT ERRORS IN THE INDEX TO THIRD PARTIES INCLUDING BUT NOT LIMITED TO INVESTORS AND/OR FINANCIAL INTERMEDIARIES OF THE FINANCIAL INSTRUMENT. NEITHER PUBLICATION OF THE INDEX BY SOLACTIVE AG NOR THE LICENSING OF THE INDEX OR INDEX TRADE MARK FOR THE PURPOSE OF USE IN CONNECTION WITH THE FINANCIAL INSTRUMENT CONSTITUTES A RECOMMENDATION BY SOLACTIVE AG TO INVEST CAPITAL IN SAID FINANCIAL INSTRUMENT NOR DOES IT IN ANY WAY REPRESENT AN ASSURANCE OR OPINION OF SOLACTIVE AG WITH REGARD TO ANY INVESTMENT IN THIS FINANCIAL INSTRUMENT.



## Objective and Investment Policy

### Objective

To track the performance of Solactive GBS Developed Markets Eurozone Large & Mid Cap Index (the "Index"), and to minimize the tracking error between the net asset value of the sub-fund and the performance of the Index.

### Index Description

- General description of the Index

Solactive GBS Developed Markets Eurozone Large & Mid Cap Index is an equity index representative of the large and mid-cap markets in 10 developed Eurozone countries (as of October 2020).

The Index is a Net Total Return Index: dividends net of tax paid by the index constituents are included in the Index return.

- Index currency: Euro
- Index Composition

The Index components are representative of the largest 85% (+/- 5%) of the free-float market capitalization in 10 developed Eurozone countries: Austria, Belgium, Finland, France, Germany, Ireland, Italy, Netherlands, Portugal, Spain (as of October 2020).

The Free Float Market capitalization is calculated as the multiplication of the shares outstanding in Free Float multiplied with the Trading Price of the share class as of the selection day.

The stocks are weighted according to Free Float Market Capitalization.

- Index Revision

The Index rebalancing is planned quarterly.

- Index Publication

The Index is calculated and published by Solactive.

Solactive GBS Developed Markets Eurozone Large & Mid Cap Index is calculated daily using the official closing prices of the stock exchanges on which the Index components are traded.

Solactive GBS Developed Markets Eurozone Large & Mid Cap Index value is available via Bloomberg. At the date of the prospectus, the ticker is: SEZLMCN

The performance tracked is the closing price of the Solactive GBS Developed Markets Eurozone Large & Mid Cap Index.

Solactive index methodology, composition, revision rules and additional information concerning the Index underlying components are available on [solactive.de](http://solactive.de)

## Management Process

The exposure to the Index will be achieved through a direct replication, mainly by making direct investments in transferable securities and/or other eligible assets representing the Index constituents in a proportion extremely close to their proportion in the index.

The sub-fund takes into account principal adverse impacts of investments on sustainability factors in its investment process as outlined in more detail in section "Sustainable Investing" of this prospectus and will not hold any securities of companies involved in the production or sale of controversial weapons as defined in "Replication Methods".

The Sub-Fund does not integrate a consideration of environmentally sustainable economic activities (as prescribed in the Taxonomy Regulation) in its management process. Therefore, for the purpose of the Taxonomy Regulation, it should be noted that the investments underlying the Sub-Fund do not take into account the EU criteria for environmentally sustainable economic activities.

**Plan d'Epargne en Actions (PEA) : Eligible**

**German Investment Tax Act :** At least 65% of the sub-fund's net asset value is continuously invested in equities listed on a stock exchange or traded on an organized market. For the sake of clarity investments in Real Estate Investment Trusts (as such term is defined by the German Ministry of Finance) and UCITS or UCIs are not included in this percentage.

### Tracking Error

The tracking error measures the volatility of the difference between the return of the sub-fund and the return of the Index. In normal market conditions, it is anticipated that the sub-fund will track the performance of the Index with a tracking error of up to 1%. The return, used to compute the tracking error of the sub-fund, is determined before taking into account any swing pricing mechanism.

### Techniques and instruments on securities and Derivatives

In order to deal with inflows and outflows and also with some local market specificities (market access and liquidity, local tax); the Investment Manager will be able to combine the direct replication with a replication through derivatives such as amongst other futures. In case of such replication, the sub-fund may hold deposits while keeping full exposure to the Index.

The sub-fund may enter into any efficient portfolio management techniques and instruments relating to transferable securities and money market instruments, such as securities lending and borrowing, reverse purchase agreement and repurchase agreement for the purposes of efficient portfolio management as described and in compliance with sections "Techniques and Instruments on Securities Financing Transactions" and "Replication Methods" of this prospectus. In particular, such techniques and instruments may be used in order to generate additional income.

The maximum and expected proportions of the sub-fund's assets that can be subject to SFT and TRS are disclosed in the table "USE OF SECURITIES FINANCING TRANSACTIONS AND TOTAL RETURN SWAPS".

**Sub-fund base currency : Euro**

### Investment Manager

Amundi Asset Management

## Main Risks

See "Risk Descriptions" for more information.

### Risks of ordinary market conditions

The Fund has high volatility due to its exposure to equity markets

Currency	Management
Equity	Market
Index replication	Sustainability
Investment fund	Use of techniques and Instruments
Listing market liquidity (ETF share class)	

### Risks of unusual market conditions

Counterparty	Liquidity
Operational	Standard practices

**Risk management method** Commitment

## Planning Your Investment

Designed for Investors who understand the risks of the sub-fund and plan to invest for at least 5 years.

The sub-fund may appeal to investors who:

- are interested in investment growth in the long term
- are looking to replicate the performance of the Index while accepting its associated risks and volatility

**Business day** Any day that is a day when Euronext Paris is fully open.

**Transaction Day** Requests received and accepted by 14:00 CET on a Business day will ordinarily be processed on the NAV of the first business day (including the business day when the relevant requests are received) that is also a full bank business day in France market and in Germany market. Transaction settlement will occur within two Business days after the relevant transaction day.

In addition, technical net asset values ("T-NAV") may be calculated and published for any calendar day (excluding Saturdays and Sundays) that is neither a business day nor a transaction day. These T-NAV are merely indicative and will not be the basis for purchasing, switching, redeeming and/or transferring shares.

**NAV publication Day :** Transaction Day +1

**Switching in/out** Permitted

## MAIN SHARE CLASSES AND FEES

			Fees for share transactions		Annual fees	
Share class	Currency	Min initial Investment*	Purchase (max)	Switch (max)	Management (max)	Administration (max)
UCITS ETF DR	EUR	USD 1,000,000	3.00%	1.00%	0.03%	0.02%

See section "Notes on sub-fund Costs" in the prospectus. Other share classes may be available. For a current listing of available classes, go to [amundi.lu/amundi-index-solutions](http://amundi.lu/amundi-index-solutions)

\* Those minimums are applied in USD or in the equivalent amount, in the relevant share class currency.

## Index provider disclaimer

THE FINANCIAL INSTRUMENT IS NOT SPONSORED, PROMOTED, SOLD OR SUPPORTED IN ANY OTHER MANNER BY SOLACTIVE AG NOR DOES SOLACTIVE AG OFFER ANY EXPRESS OR IMPLICIT GUARANTEE OR ASSURANCE EITHER WITH REGARD TO THE RESULTS OF USING THE INDEX AND/OR INDEX TRADE MARK OR THE INDEX PRICE AT ANY TIME OR IN ANY OTHER RESPECT. THE INDEX IS CALCULATED AND PUBLISHED BY SOLACTIVE AG. SOLACTIVE AG USES ITS BEST EFFORTS TO ENSURE THAT THE INDEX IS CALCULATED CORRECTLY. IRRESPECTIVE OF ITS OBLIGATIONS TOWARDS THE ISSUER, SOLACTIVE AG HAS NO OBLIGATION TO POINT OUT ERRORS IN THE INDEX TO THIRD PARTIES INCLUDING BUT NOT LIMITED TO INVESTORS AND/OR FINANCIAL INTERMEDIARIES OF THE FINANCIAL INSTRUMENT. NEITHER PUBLICATION OF THE INDEX BY SOLACTIVE AG NOR THE LICENSING OF THE INDEX OR INDEX TRADE MARK FOR THE PURPOSE OF USE IN CONNECTION WITH THE FINANCIAL INSTRUMENT CONSTITUTES A RECOMMENDATION BY SOLACTIVE AG TO INVEST CAPITAL IN SAID FINANCIAL INSTRUMENT NOR DOES IT IN ANY WAY REPRESENT AN ASSURANCE OR OPINION OF SOLACTIVE AG WITH REGARD TO ANY INVESTMENT IN THIS FINANCIAL INSTRUMENT.

## Objective and Investment Policy

### Objective

To track the performance of Solactive GBS Developed Markets Large & Mid Cap USD Index (the "Index"), and to minimize the tracking error between the net asset value of the sub-fund and the performance of the Index.

### Index Description

- General description of the Index

Solactive GBS Developed Markets Large & Mid Cap USD Index is an equity index representative of the large and mid-cap markets across 23 developed countries.

The Index is a Net Total Return Index : dividends net of tax paid by the index constituents are included in the Index return.

- Index currency: US Dollar

- Index Composition

The Index components are listed and traded in 23 developed countries: Australia, Austria, Belgium, Canada, Denmark, Finland, France, Germany, Hong Kong, Ireland, Israel, Italy, Japan, the Netherlands, New Zealand, Norway, Portugal, Singapore, Spain, Sweden, Switzerland, the United Kingdom, the United States of America.

For each country, the Index components are ranked by Free Float Market Capitalization in descending order, and the equities corresponding to large and mid-cap securities are selected.

The Free Float Market capitalization is calculated as the multiplication of the shares outstanding in Free Float multiplied with the Trading Price of the share class as of the selection day.

Solactive GBS Developed Markets Large & Mid Cap Index is the aggregate of the selected stocks on each country.

The stocks are weighted according to their Free Float Market Capitalization.

- Index Revision

The Index rebalancing is planned quarterly.

- Index Publication

The Index is calculated and published by Solactive.

Solactive GBS official indices are those calculated by Solactive using:

- the official closing prices of the stock exchanges on which the component securities are traded

- the WM Reuters closing (16:00 GMT) exchange rates.

Solactive GBS Developed Markets Large & Mid Cap USD Index value is available via Bloomberg. At the date of the prospectus, the ticker is: SDMLMCUN

The performance tracked is the closing price of the Solactive GBS Developed Markets Large & Mid Cap USD Index.

Solactive index methodology, composition, revision rules and additional information concerning the Index underlying components are available on [solactive.de](http://solactive.de)

## Management Process

The exposure to the Index will be achieved through a direct replication, mainly by making direct investments in transferable securities and/or other eligible assets representing the Index constituents in a proportion extremely close to their proportion in the index.

The sub-fund takes into account principal adverse impacts of investments on sustainability factors in its investment process as outlined in more detail in section "Sustainable Investing" of this prospectus and will not hold any securities of companies involved in the production or sale of controversial weapons as defined in "Replication Methods".

The Sub-Fund does not integrate a consideration of environmentally sustainable economic activities (as prescribed in the Taxonomy Regulation) in its management process. Therefore, for the purpose of the Taxonomy Regulation, it should be noted that the investments underlying the Sub-Fund do not take into account the EU criteria for environmentally sustainable economic activities.

**German Investment Tax Act** : At least 60% of the sub-fund's net asset value is continuously invested in equities listed on a stock exchange or traded on an organized market. For the sake of clarity investments in Real Estate Investment Trusts (as such term is defined by the German Ministry of Finance) and UCITS or UCIs are not included in this percentage.

### Tracking Error

The tracking error measures the volatility of the difference between the return of the sub-fund and the return of the Index. In normal market conditions, it is anticipated that the sub-fund will track the performance of the Index with a tracking error of up to 1%. The return, used to compute the tracking error of the sub-fund, is determined before taking into account any swing pricing mechanism.

### Techniques and instruments on securities and Derivatives

In order to deal with inflows and outflows and also with some local market specificities (market access and liquidity, local tax); the Investment Manager will be able to combine the direct replication with a replication through derivatives such as amongst other futures. In case of such replication, the sub-fund may hold deposits while keeping full exposure to the Index.

The sub-fund may enter into any efficient portfolio management techniques and instruments relating to transferable securities and money market instruments, such as securities lending and borrowing, reverse purchase agreement and repurchase agreement for the purposes of efficient portfolio management as described and in compliance with sections "Techniques and Instruments on Securities Financing Transactions" and "Replication Methods" of this prospectus. In particular, such techniques and instruments may be used in order to generate additional income.

The maximum and expected proportions of the sub-fund's assets that can be subject to SFT and TRS are disclosed in the table "USE OF SECURITIES FINANCING TRANSACTIONS AND TOTAL RETURN SWAPS".

**Sub-fund base currency** : US Dollar

### Investment Manager

Amundi Asset Management

## Main Risks

See "Risk Descriptions" for more information.

### Risks of ordinary market conditions

The Fund has high volatility due to its exposure to equity markets

Currency	Management
Derivatives	Market
Equity	Sustainability
Index replication	Use of techniques and Instruments
Investment fund	
Listing market liquidity (ETF share class)	

### Risks of unusual market conditions

Counterparty	Liquidity
Operational	Standard practices

**Risk management method**                      Commitment

## Planning Your Investment

Designed for Investors who understand the risks of the sub-fund and plan to invest for at least 5 years.

The sub-fund may appeal to investors who:

- are interested in investment growth in the long term
- are looking to replicate the performance of the Index while accepting its associated risks and volatility

**Business day** Any day that is a day when Euronext Paris is fully open.

**Transaction Day** Requests received and accepted by 14:00 CET on a Business day will ordinarily be processed on the NAV of the first following day that is a business day and also a bank business day in USA market. Transaction settlement will occur within two Business days after the relevant transaction day.

In addition, technical net asset values ("T-NAV") may be calculated and published for any calendar day (excluding Saturdays and Sundays) that is neither a business day nor a transaction day. These T-NAV are merely indicative and will not be the basis for purchasing, switching, redeeming and/or transferring shares.

**NAV publication Day :** Transaction Day +1

**Switching in/out** Permitted

## MAIN SHARE CLASSES AND FEES

Share class	Currency	Min initial Investment*	Fees for share transactions		Annual fees	
			Purchase (max)	Switch (max)	Management (max)	Administration (max)
UCITS ETF DR	USD	USD 1,000,000	3.00%	1.00%	0.03%	0.02%

See section "Notes on sub-fund Costs" in the prospectus. Other share classes may be available. For a current listing of available classes, go to [amundi.lu/amundi-index-solutions](http://amundi.lu/amundi-index-solutions)

\* Those minimums are applied in USD or in the equivalent amount, in the relevant share class currency.

## Index provider disclaimer

THE FINANCIAL INSTRUMENT IS NOT SPONSORED, PROMOTED, SOLD OR SUPPORTED IN ANY OTHER MANNER BY SOLACTIVE AG NOR DOES SOLACTIVE AG OFFER ANY EXPRESS OR IMPLICIT GUARANTEE OR ASSURANCE EITHER WITH REGARD TO THE RESULTS OF USING THE INDEX AND/OR INDEX TRADE MARK OR THE INDEX PRICE AT ANY TIME OR IN ANY OTHER RESPECT. THE INDEX IS CALCULATED AND PUBLISHED BY SOLACTIVE AG. SOLACTIVE AG USES ITS BEST EFFORTS TO ENSURE THAT THE INDEX IS CALCULATED CORRECTLY. IRRESPECTIVE OF ITS OBLIGATIONS TOWARDS THE ISSUER, SOLACTIVE AG HAS NO OBLIGATION TO POINT OUT ERRORS IN THE INDEX TO THIRD PARTIES INCLUDING BUT NOT LIMITED TO INVESTORS AND/OR FINANCIAL INTERMEDIARIES OF THE FINANCIAL INSTRUMENT. NEITHER PUBLICATION OF THE INDEX BY SOLACTIVE AG NOR THE LICENSING OF THE INDEX OR INDEX TRADE MARK FOR THE PURPOSE OF USE IN CONNECTION WITH THE FINANCIAL INSTRUMENT CONSTITUTES A RECOMMENDATION BY SOLACTIVE AG TO INVEST CAPITAL IN SAID FINANCIAL INSTRUMENT NOR DOES IT IN ANY WAY REPRESENT AN ASSURANCE OR OPINION OF SOLACTIVE AG WITH REGARD TO ANY INVESTMENT IN THIS FINANCIAL INSTRUMENT.

## Objective and Investment Policy

### Objective

To track the performance of Solactive GBS Japan Large & Mid Cap Index (the "Index"), and to minimize the tracking error between the net asset value of the sub-fund and the performance of the Index.

### Index Description

- General description of the Index

Solactive GBS Japan Large & Mid Cap Index is an equity index representative of the large and mid-cap securities listed and traded in Japan.

The Index is a Net Total Return Index : dividends net of tax paid by the index constituents are included in the Index return.

- Index currency: Japanese Yen

- Index Composition

The Index constituents are ranked by Free Float Market Capitalization in descending order, and are corresponding to large and mid-cap selected securities.

The Free Float Market Capitalization is calculated as the multiplication of the shares outstanding in Free Float multiplied with the Trading Price of the share class as of the selection day.

Each stock of the Index is weighted according to its Free Float Market Capitalization.

- Index Revision

The Index rebalancing is planned quarterly.

- Index Publication

The Index is calculated and published by Solactive.

Solactive GBS official indices are those calculated by Solactive using:

- the official closing prices of the stock exchanges on which the component securities are traded

- the WM Reuters closing (16:00 GMT) exchange rates.

Solactive GBS Japan Large & Mid Cap Index value is available via Bloomberg.

At the date of the prospectus, the ticker is: SJPLMCN

The performance tracked is the closing price of the Solactive GBS Japan Large & Mid Cap Index.

Solactive index methodology, composition, revision rules and additional information concerning the Index underlying components are available on [solactive.de](http://solactive.de)

## Management Process

The exposure to the Index will be achieved through a direct replication, mainly by making direct investments in transferable securities and/or other eligible assets representing the Index constituents in a proportion extremely close to their proportion in the index.

The sub-fund takes into account principal adverse impacts of investments on sustainability factors in its investment process as outlined in more detail in section "Sustainable Investing" of this prospectus and will not hold any securities of companies involved in the production or sale of controversial weapons as defined in "Replication Methods".

The Sub-Fund does not integrate a consideration of environmentally sustainable economic activities (as prescribed in the Taxonomy Regulation) in its management process. Therefore, for the purpose of the Taxonomy Regulation, it should be noted that the investments underlying the Sub-Fund do not take into account the EU criteria for environmentally sustainable economic activities.

**German Investment Tax Act** : At least 60% of the sub-fund's net asset value is continuously invested in equities listed on a stock exchange or traded on an organized market. For the sake of clarity investments in Real Estate Investment Trusts (as such term is defined by the German Ministry of Finance) and UCITS or UCIs are not included in this percentage.

### Tracking Error

The tracking error measures the volatility of the difference between the return of the sub-fund and the return of the Index. In normal market conditions, it is anticipated that the sub-fund will track the performance of the Index with a tracking error of up to 1%. The return, used to compute the tracking error of the sub-fund, is determined before taking into account any swing pricing mechanism.

### Techniques and instruments on securities and Derivatives

In order to deal with inflows and outflows and also with some local market specificities (market access and liquidity, local tax); the Investment Manager will be able to combine the direct replication with a replication through derivatives such as amongst other futures. In case of such replication, the sub-fund may hold deposits while keeping full exposure to the Index.

The sub-fund may enter into any efficient portfolio management techniques and instruments relating to transferable securities and money market instruments, such as securities lending and borrowing, reverse purchase agreement and repurchase agreement for the purposes of efficient portfolio management as described and in compliance with sections "Techniques and Instruments on Securities Financing Transactions" and "Replication Methods" of this prospectus. In particular, such techniques and instruments may be used in order to generate additional income.

The maximum and expected proportions of the sub-fund's assets that can be subject to SFT and TRS are disclosed in the table "USE OF SECURITIES FINANCING TRANSACTIONS AND TOTAL RETURN SWAPS".

**Sub-fund base currency** : Japanese Yen

### Investment Manager

Amundi Japan Ltd

## Main Risks

See "Risk Descriptions" for more information.

### Risks of ordinary market conditions

The Fund has high volatility due to its exposure to equity markets

Currency	Management
Derivatives	Market
Equity	Sustainability
Index replication	Use of techniques and Instruments
Investment fund	
Listing market liquidity (ETF share class)	

### Risks of unusual market conditions

Counterparty	Liquidity
Operational	Standard practices

**Risk management method** : Commitment

## Planning Your Investment

Designed for Investors who understand the risks of the sub-fund and plan to invest for at least 5 years.

The sub-fund may appeal to investors who:

- are interested in investment growth in the long term
- are looking to replicate the performance of the Index while accepting its associated risks and volatility

**Business day** Any day that is a day when Euronext Paris is fully open.

**Transaction Day** Requests received and accepted by 14:00 CET on a Business day will ordinarily be processed on the NAV of the first following day that is a business day and also a full bank business day in Japan market. Transaction settlement will occur within two Business days after the relevant transaction day.

In addition, technical net asset values ("T-NAV") may be calculated and published for any calendar day (excluding Saturdays and Sundays) that is neither a business day nor a transaction day. These T-NAV are merely indicative and will not be the basis for purchasing, switching, redeeming and/or transferring shares.

**NAV publication Day :** Transaction Day +1

**Switching in/out** Permitted

## MAIN SHARE CLASSES AND FEES

Share class	Currency	Min initial Investment*	Fees for share transactions		Annual fees	
			Purchase (max)	Switch (max)	Management (max)	Administration (max)
UCITS ETF DR	JPY	USD 1,000,000	3.00%	1.00%	0.03%	0.02%

See section "Notes on sub-fund Costs" in the prospectus. Other share classes may be available. For a current listing of available classes, go to [amundi.lu/amundi-index-solutions](http://amundi.lu/amundi-index-solutions)

\* Those minimums are applied in USD or in the equivalent amount, in the relevant share class currency.

## Index provider disclaimer

THE FINANCIAL INSTRUMENT IS NOT SPONSORED, PROMOTED, SOLD OR SUPPORTED IN ANY OTHER MANNER BY SOLACTIVE AG NOR DOES SOLACTIVE AG OFFER ANY EXPRESS OR IMPLICIT GUARANTEE OR ASSURANCE EITHER WITH REGARD TO THE RESULTS OF USING THE INDEX AND/OR INDEX TRADE MARK OR THE INDEX PRICE AT ANY TIME OR IN ANY OTHER RESPECT. THE INDEX IS CALCULATED AND PUBLISHED BY SOLACTIVE AG. SOLACTIVE AG USES ITS BEST EFFORTS TO ENSURE THAT THE INDEX IS CALCULATED CORRECTLY. IRRESPECTIVE OF ITS OBLIGATIONS TOWARDS THE ISSUER, SOLACTIVE AG HAS NO OBLIGATION TO POINT OUT ERRORS IN THE INDEX TO THIRD PARTIES INCLUDING BUT NOT LIMITED TO INVESTORS AND/OR FINANCIAL INTERMEDIARIES OF THE FINANCIAL INSTRUMENT. NEITHER PUBLICATION OF THE INDEX BY SOLACTIVE AG NOR THE LICENSING OF THE INDEX OR INDEX TRADE MARK FOR THE PURPOSE OF USE IN CONNECTION WITH THE FINANCIAL INSTRUMENT CONSTITUTES A RECOMMENDATION BY SOLACTIVE AG TO INVEST CAPITAL IN SAID FINANCIAL INSTRUMENT NOR DOES IT IN ANY WAY REPRESENT AN ASSURANCE OR OPINION OF SOLACTIVE AG WITH REGARD TO ANY INVESTMENT IN THIS FINANCIAL INSTRUMENT.

# AMUNDI PRIME UK MID AND SMALL CAP

## Objective and Investment Policy

### Objective

To track the performance of Solactive United Kingdom Mid and Small Cap ex Investment Trust Index (the "Index"), and to minimize the tracking error between the net asset value of the sub-fund and the performance of the Index.

### Index Description

- General description of the Index

Solactive United Kingdom Mid and Small Cap ex Investment Trust Index is an equity index representative of the mid and small-cap markets listed and traded in the United Kingdom.

The Index is a Net Total Return Index : dividends net of tax paid by the index constituents are included in the Index return.

- Index currency: Sterling pound
- Index Composition

The starting universe includes all securities that compose the parent index, Solactive GBS United Kingdom All Cap. The parent index is composed of small, mid and large-cap equities covering all segments of the UK global stock market.

The securities are ranked in descending order of their total market capitalization. Top 100 securities are excluded from the eligible universe.

Inclusion in the index is then based on the following criteria :

- Securities must be listed on the London Stock Exchange
- Trading currency in GBP
- Securities currently included in the Index require an Average Daily Value Traded of at least USD 750,000 over the preceding 1-month and 6-month period to remain eligible, and
- To become eligible, securities currently not included in the Index require an Average Daily Value Traded of at least USD 1,000,000 over the preceding 1-month and 6-month period

Among the remaining securities, the 150 securities with the highest free float market capitalization are selected as the index constituents.

Those constituents are weighted according to the free float-adjusted market capitalization.

- Index Revision

The Index rebalancing is planned quarterly.

- Index Publication

The Index is calculated and published by Solactive.

Solactive United Kingdom Mid and Small Cap ex Investment Trust Index value is available via Bloomberg. At the date of the prospectus, the ticker is: SOLUKMSN

The performance tracked is the closing price of the Solactive United Kingdom Mid and Small Cap ex Investment Trust Index.

Solactive index methodology, composition, revision rules and additional information concerning the Index underlying components are available on [solactive.de](http://solactive.de)

## Management Process

The exposure to the Index will be achieved through a direct replication, mainly by making direct investments in transferable securities and/or other eligible assets representing the Index constituents in a proportion extremely close to their proportion in the Index.

The sub-fund takes into account principal adverse impacts of investments on sustainability factors in its investment process as outlined in more detail in section "Sustainable Investing" of this prospectus and will not hold any securities of companies involved in the production or sale of controversial weapons as defined in "Replication Methods".

The Sub-Fund does not integrate a consideration of environmentally sustainable economic activities (as prescribed in the Taxonomy Regulation) in its management process. Therefore, for the purpose of the Taxonomy Regulation, it should be noted that the investments underlying the Sub-Fund do not take into account the EU criteria for environmentally sustainable economic activities.

**German Investment Tax Act** : At least 60% of the sub-fund's net asset value is continuously invested in equities listed on a stock exchange or traded on an organized market. For the sake of clarity investments in Real Estate Investment Trusts (as such term is defined by the German Ministry of Finance) and UCITS or UCIs are not included in this percentage.

### Tracking Error

The tracking error measures the volatility of the difference between the return of the sub-fund and the return of the Index. In normal market conditions, it is anticipated that the sub-fund will track the performance of the Index with a tracking error of up to 1%. The return, used to compute the tracking error of the sub-fund, is determined before taking into account any swing pricing mechanism.

### Techniques and instruments on securities and Derivatives

In order to deal with inflows and outflows and also with some local market specificities (market access and liquidity, local tax); the Investment Manager will be able to combine the direct replication with a replication through derivatives such as amongst other futures. In case of such replication, the sub-fund may hold deposits while keeping full exposure to the Index.

The sub-fund may enter into any efficient portfolio management techniques and instruments relating to transferable securities and money market instruments, such as securities lending and borrowing, reverse purchase agreement and repurchase agreement for the purposes of efficient portfolio management as described and in compliance with sections "Techniques and Instruments on Securities Financing Transactions" and "Replication Methods" of this prospectus. In particular, such techniques and instruments may be used in order to generate additional income.

The maximum and expected proportions of the sub-fund's assets that can be subject to SFT and TRS are disclosed in the table "USE OF SECURITIES FINANCING TRANSACTIONS AND TOTAL RETURN SWAPS".

**Sub-fund base currency** : Sterling pound

### Investment Manager

Amundi Asset Management

## Main Risks

See "Risk Descriptions" for more information.

### Risks of ordinary market conditions

The Fund has high volatility due to its exposure to equity markets

Equity	Small and mid-cap stock
Index replication	Volatility
Investment fund	Sustainability
Management	Use of techniques and Instruments
Market	
Listing market liquidity (ETF share class)	

### Risks of unusual market conditions

Counterparty	Liquidity
Operational	Standard practices
<b>Risk management method</b>	Commitment

## Planning Your Investment

Designed for Investors who understand the risks of the sub-fund and plan to invest for at least 5 years.

The sub-fund may appeal to investors who:

- are interested in investment growth in the long term
- are looking to replicate the performance of the Index while accepting its associated risks and volatility

**Business day** Any day that is a day when Euronext Paris is fully open.

**Transaction Day** Requests received and accepted by 14:00 CET on a Business day will ordinarily be processed on the NAV of the first business day (including the business day when the relevant requests are received) that is also a full bank business day in United Kingdom market. Transaction settlement will occur within two Business days after the relevant transaction day.

In addition, technical net asset values ("T-NAV") may be calculated and published for any calendar day (excluding Saturdays and Sundays) that is neither a business day nor a transaction day. These T-NAV are merely indicative and will not be the basis for purchasing, switching, redeeming and/or transferring shares.

**NAV publication Day :** Transaction Day +1

**Switching in/out** Permitted

## MAIN SHARE CLASSES AND FEES

Share class	Currency	Min initial Investment*	Fees for share transactions		Annual fees	
			Purchase (max)	Switch (max)	Management (max)	Administration (max)
UCITS ETF DR	GBP	USD 1,000,000	3.00%	1.00%	0.03%	0.02%

See section "Notes on sub-fund Costs" in the prospectus. Other share classes may be available. For a current listing of available classes, go to [amundi.lu/amundi-index-solutions](http://amundi.lu/amundi-index-solutions)

\* Those minimums are applied in USD or in the equivalent amount, in the relevant share class currency.

## Index provider disclaimer

THE FINANCIAL INSTRUMENT IS NOT SPONSORED, PROMOTED, SOLD OR SUPPORTED IN ANY OTHER MANNER BY SOLACTIVE AG NOR DOES SOLACTIVE AG OFFER ANY EXPRESS OR IMPLICIT GUARANTEE OR ASSURANCE EITHER WITH REGARD TO THE RESULTS OF USING THE INDEX AND/OR INDEX TRADE MARK OR THE INDEX PRICE AT ANY TIME OR IN ANY OTHER RESPECT. THE INDEX IS CALCULATED AND PUBLISHED BY SOLACTIVE AG. SOLACTIVE AG USES ITS BEST EFFORTS TO ENSURE THAT THE INDEX IS CALCULATED CORRECTLY. IRRESPECTIVE OF ITS OBLIGATIONS TOWARDS THE ISSUER, SOLACTIVE AG HAS NO OBLIGATION TO POINT OUT ERRORS IN THE INDEX TO THIRD PARTIES INCLUDING BUT NOT LIMITED TO INVESTORS AND/OR FINANCIAL INTERMEDIARIES OF THE FINANCIAL INSTRUMENT. NEITHER PUBLICATION OF THE INDEX BY SOLACTIVE AG NOR THE LICENSING OF THE INDEX OR INDEX TRADE MARK FOR THE PURPOSE OF USE IN CONNECTION WITH THE FINANCIAL INSTRUMENT CONSTITUTES A RECOMMENDATION BY SOLACTIVE AG TO INVEST CAPITAL IN SAID FINANCIAL INSTRUMENT NOR DOES IT IN ANY WAY REPRESENT AN ASSURANCE OR OPINION OF SOLACTIVE AG WITH REGARD TO ANY INVESTMENT IN THIS FINANCIAL INSTRUMENT.



## Objective and Investment Policy

### Objective

To track the performance of Solactive GBS United States Large & Mid Cap Index (the "Index"), and to minimize the tracking error between the net asset value of the sub-fund and the performance of the Index.

### Index Description

- General description of the Index

Solactive GBS United States Large & Mid Cap Index is an equity index representative of the large and mid-cap securities listed and traded in the United States of America.

The Index is a Net Total Return Index : dividends net of tax paid by the index constituents are included in the Index return.

- Index currency: US Dollar

- Index Composition

The equities are ranked by Free Float Market Capitalization in descending order, and the equities corresponding to large and mid-cap securities are selected.

The Free Float Market capitalization is calculated as the multiplication of the shares outstanding in Free Float multiplied with the Trading Price of the share class as of the selection day.

The stocks are weighted according to their Free Float Market Capitalization.

- Index Revision

The Index rebalancing is planned quarterly.

- Index Publication

The Index is calculated and published by Solactive.

Solactive GBS official indices are those calculated by Solactive using:

- the official closing prices of the stock exchanges on which the component securities are traded

- the WM Reuters closing (16:00 GMT) exchange rates.

Solactive GBS United States Large & Mid Cap Index value is available via Bloomberg. At the date of the prospectus, the ticker is: SUSLMCN

The performance tracked is the closing price of the Solactive GBS United States Large & Mid Cap Index.

Solactive index methodology, composition, revision rules and additional information concerning the Index underlying components are available on [solactive.de](http://solactive.de)

## Management Process

The exposure to the Index will be achieved through a direct replication, mainly by making direct investments in transferable securities and/or other eligible assets representing the Index constituents in a proportion extremely close to their proportion in the index.

The sub-fund takes into account principal adverse impacts of investments on sustainability factors in its investment process as outlined in more detail in section "Sustainable Investing" of this prospectus and will not hold any securities of companies involved in the production or sale of controversial weapons as defined in "Replication Methods".

The Sub-Fund does not integrate a consideration of environmentally sustainable economic activities (as prescribed in the Taxonomy Regulation) in its management process. Therefore, for the purpose of the Taxonomy Regulation, it should be noted that the investments underlying the Sub-Fund do not take into account the EU criteria for environmentally sustainable economic activities.

**German Investment Tax Act** : At least 60% of the sub-fund's net asset value is continuously invested in equities listed on a stock exchange or traded on an organized market. For the sake of clarity investments in Real Estate Investment Trusts (as such term is defined by the German Ministry of Finance) and UCITS or UCIs are not included in this percentage.

### Tracking Error

The tracking error measures the volatility of the difference between the return of the sub-fund and the return of the Index. In normal market conditions, it is anticipated that the sub-fund will track the performance of the Index with a tracking error of up to 1%. The return, used to compute the tracking error of the sub-fund, is determined before taking into account any swing pricing mechanism.

### Techniques and instruments on securities and Derivatives

In order to deal with inflows and outflows and also with some local market specificities (market access and liquidity, local tax); the Investment Manager will be able to combine the direct replication with a replication through derivatives such as amongst other futures. In case of such replication, the sub-fund may hold deposits while keeping full exposure to the Index.

The sub-fund may enter into any efficient portfolio management techniques and instruments relating to transferable securities and money market instruments, such as securities lending and borrowing, reverse purchase agreement and repurchase agreement for the purposes of efficient portfolio management as described and in compliance with sections "Techniques and Instruments on Securities Financing Transactions" and "Replication Methods" of this prospectus. In particular, such techniques and instruments may be used in order to generate additional income.

The maximum and expected proportions of the sub-fund's assets that can be subject to SFT and TRS are disclosed in the table "USE OF SECURITIES FINANCING TRANSACTIONS AND TOTAL RETURN SWAPS".

**Sub-fund base currency** : US Dollar

### Investment Manager

Amundi Asset Management

## Main Risks

See "Risk Descriptions" for more information.

### Risks of ordinary market conditions

The Fund has high volatility due to its exposure to equity markets

Currency	Management
Derivatives	Market
Equity	Sustainability
Index replication	Use of techniques and Instruments
Investment fund	
Listing market liquidity (ETF share class)	

### Risks of unusual market conditions

Counterparty	Liquidity
Operational	Standard practices

**Risk management method**                      Commitment

## Planning Your Investment

Designed for Investors who understand the risks of the sub-fund and plan to invest for at least 5 years.

The sub-fund may appeal to investors who:

- are interested in investment growth in the long term
- are looking to replicate the performance of the Index while accepting its associated risks and volatility

**Business day** Any day that is a day when Euronext Paris is fully open.

**Transaction Day** Requests received and accepted by 14:00 CET on a Business day will ordinarily be processed on the NAV of the first business day (including the business day when the relevant requests are received) that is also a bank business day in USA market. Transaction settlement will occur within two Business days after the relevant transaction day.

In addition, technical net asset values ("T-NAV") may be calculated and published for any calendar day (excluding Saturdays and Sundays) that is neither a business day nor a transaction day. These T-NAV are merely indicative and will not be the basis for purchasing, switching, redeeming and/or transferring shares.

**NAV publication Day :** Transaction Day +1

**Switching in/out** Permitted

## MAIN SHARE CLASSES AND FEES

			Fees for share transactions		Annual fees	
Share class	Currency	Min initial Investment*	Purchase (max)	Switch (max)	Management (max)	Administration (max)
UCITS ETF DR	USD	USD 1,000,000	3.00%	1.00%	0.03%	0.02%

See section "Notes on sub-fund Costs" in the prospectus. Other share classes may be available. For a current listing of available classes, go to [amundi.lu/amundi-index-solutions](http://amundi.lu/amundi-index-solutions)

\* Those minimums are applied in USD or in the equivalent amount, in the relevant share class currency.

## Index provider disclaimer

THE FINANCIAL INSTRUMENT IS NOT SPONSORED, PROMOTED, SOLD OR SUPPORTED IN ANY OTHER MANNER BY SOLACTIVE AG NOR DOES SOLACTIVE AG OFFER ANY EXPRESS OR IMPLICIT GUARANTEE OR ASSURANCE EITHER WITH REGARD TO THE RESULTS OF USING THE INDEX AND/OR INDEX TRADE MARK OR THE INDEX PRICE AT ANY TIME OR IN ANY OTHER RESPECT. THE INDEX IS CALCULATED AND PUBLISHED BY SOLACTIVE AG. SOLACTIVE AG USES ITS BEST EFFORTS TO ENSURE THAT THE INDEX IS CALCULATED CORRECTLY. IRRESPECTIVE OF ITS OBLIGATIONS TOWARDS THE ISSUER, SOLACTIVE AG HAS NO OBLIGATION TO POINT OUT ERRORS IN THE INDEX TO THIRD PARTIES INCLUDING BUT NOT LIMITED TO INVESTORS AND/OR FINANCIAL INTERMEDIARIES OF THE FINANCIAL INSTRUMENT. NEITHER PUBLICATION OF THE INDEX BY SOLACTIVE AG NOR THE LICENSING OF THE INDEX OR INDEX TRADE MARK FOR THE PURPOSE OF USE IN CONNECTION WITH THE FINANCIAL INSTRUMENT CONSTITUTES A RECOMMENDATION BY SOLACTIVE AG TO INVEST CAPITAL IN SAID FINANCIAL INSTRUMENT NOR DOES IT IN ANY WAY REPRESENT AN ASSURANCE OR OPINION OF SOLACTIVE AG WITH REGARD TO ANY INVESTMENT IN THIS FINANCIAL INSTRUMENT.

## Objective and Investment Policy

### Objective

To track the performance of MSCI EM Asia SRI Filtered PAB Index ("the Index"), and to minimize the tracking error between the net asset value of the sub-fund and the performance of the Index.

The sub-fund is a financial product that promotes among other characteristics ESG characteristics pursuant to Article 8 of the Disclosure Regulation, as further described in Annex 1 - ESG Related Disclosures to this Prospectus.

### Index Description

- General description of the Index

MSCI EM Asia SRI Filtered PAB Index is an equity index based on the MSCI Emerging Markets (EM) Asia index representative of the large and mid-cap stocks across 9 Asian emerging market countries (as of November 2021) (the "Parent Index"). The Index provides exposure to companies with outstanding Environmental, Social and Governance (ESG) ratings and excludes companies whose products have negative social or environmental impacts. Additionally, the Index aims to represent the performance of a strategy that reweights securities based upon the opportunities and risks associated with the climate transition to meet the EU Paris-aligned benchmark (EU PAB) regulation minimum requirements.

The Index is a Net Total Return Index : dividends net of tax paid by the index constituents are included in the Index return.

- Index currency: US Dollar
- Index Composition

MSCI EM Asia SRI Filtered PAB Index is constructed by applying a combination of values based exclusions and a best-in-class selection process to companies in the Parent Index and to meet the EU Paris-aligned benchmark (EU PAB) regulation minimum requirements, as further described in Annex 1 - ESG Related Disclosures to this Prospectus.

- Index Revision

The Index rebalancing is planned quarterly.

- Index Publication

The Index is calculated and published by MSCI ("MSCI").

MSCI official indices are calculated using:

- the official closing prices of the stock exchanges on which the component securities are traded;
- the WM Reuters closing (16:00 GMT) exchange rates.

MSCI EM Asia SRI Filtered PAB Index value is available via Bloomberg. At the date of the prospectus, the ticker is: MXMSFFNU

The performance tracked is the closing price of the MSCI EM Asia SRI Filtered PAB Index .

MSCI index methodology, composition, revision rules and additional information concerning the Index underlying components are available on [msci.com](https://www.msci.com)

## Management Process

The exposure to the Index will be achieved through a direct replication, mainly by making direct investments in transferable securities and/or other eligible assets representing the Index constituents in a proportion extremely close to their proportion in the Index.

The sub-fund integrates sustainability risks and takes into account principal adverse impacts of investments on sustainability factors in its investment process as outlined in more detail in section "Sustainable Investing" of this prospectus and will not hold any securities of companies involved in the production or sale of controversial weapons, or companies in breach of international conventions on Human or Labor Rights, or companies involved in controversial industries: tobacco, thermal coal, nuclear weapons or unconventional oil & gas as defined in "Replication Methods".

**German Investment Tax Act** : At least 60% of the sub-fund's net asset value is continuously invested in equities listed on a stock exchange or traded on an organized market. For the sake of clarity investments in Real Estate Investment Trusts (as such term is defined by the German Ministry of Finance) and UCITS or UCIs are not included in this percentage.

### Tracking Error

The tracking error measures the volatility of the difference between the return of the sub-fund and the return of the Index. In normal market conditions, it is anticipated that the sub-fund will track the performance of the Index with a tracking error of up to 1%. The return, used to compute the tracking error of the sub-fund, is determined before taking into account any swing pricing mechanism.

### Techniques and instruments on securities and Derivatives

In order to deal with inflows and outflows and also with some local market specificities (market access and liquidity, local tax); the Investment Manager will be able to combine the direct replication with a replication through derivatives such as amongst other futures. In case of such replication, the sub-fund may hold deposits while keeping full exposure to the Index.

The sub-fund may enter into any efficient portfolio management techniques and instruments relating to transferable securities and money market instruments, such as securities lending and borrowing, reverse purchase agreement and repurchase agreement for the purposes of efficient portfolio management as described and in compliance with sections "Techniques and Instruments on Securities Financing Transactions" and "Replication Methods" of this prospectus. In particular, such techniques and instruments may be used in order to generate additional income.

The maximum and expected proportions of the sub-fund's assets that can be subject to SFT and TRS are disclosed in the table "USE OF SECURITIES FINANCING TRANSACTIONS AND TOTAL RETURN SWAPS".

**Sub-fund base currency** : US Dollar

### Investment Manager

Amundi Japan Ltd

## Main Risks

See "Risk Descriptions" for more information.

### Risks of ordinary market conditions

The Fund has high volatility due to its exposure to equity markets

Currency	Investment fund
Derivatives	Management
Emerging Market	Market
Equity	Sustainable Investment
Index replication	Use of techniques and Instruments

### Risks of unusual market conditions

Counterparty	Liquidity
Operational	Standard practices

**Risk management method** Commitment

## Planning Your Investment

Designed for Investors who understand the risks of the sub-fund and plan to invest for at least 5 years.

The sub-fund may appeal to investors who:

- are interested in investment growth in the long term
- are looking to replicate the performance of the Index while accepting its associated risks and volatility

**Business day** Any day that is a day when Euronext Paris is fully open.

**Transaction Day** Requests received and accepted by 14:00 CET on a Business day will ordinarily be processed on the NAV of the first following day that is a business day and also a full bank business day in Hong-Kong market and in South Korea market and in Taiwan market. Transaction settlement will occur within two Business days after the relevant transaction day.

In addition, technical net asset values ("T-NAV") may be calculated and published for any calendar day (excluding Saturdays and Sundays) that is neither a business day nor a transaction day. These T-NAV are merely indicative and will not be the basis for purchasing, switching, redeeming and/or transferring shares.

**NAV publication Day :**      **Transaction Day +1**

**Switching in/out**                      Permitted

## MAIN SHARE CLASSES AND FEES

Share class	Currency	Min initial Investment*	Fees for share transactions		Annual fees	
			Purchase (max)	Switch (max)	Management (max)	Administration (max)
IE	EUR	USD 500,000	2.50%	1.00%	0.15%	0.10%
UCITS ETF DR	USD	USD 1,000,000	3.00%	1.00%	0.15%	0.10%

See section "Notes on sub-fund Costs" in the prospectus. Other share classes may be available. For a current listing of available classes, go to [amundi.lu/amundi-index-solutions](http://amundi.lu/amundi-index-solutions)

\* Those minimums are applied in USD or in the equivalent amount, in the relevant share class currency.

## Index provider disclaimer

AMUNDI INDEX MSCI EM ASIA SRI PAB (THE "SUB-FUND") IS NOT SPONSORED, ENDORSED, SOLD OR PROMOTED BY MSCI INC. ("MSCI"), ANY OF ITS AFFILIATES, ANY OF ITS INFORMATION PROVIDERS OR ANY THIRD PARTY INVOLVED IN, OR RELATED TO, COMPILING OR CREATING ANY MSCI INDEX (COLLECTIVELY, THE "MSCI PARTIES"). THE MSCI INDICES ARE THE EXCLUSIVE PROPERTY OF MSCI AND ARE SERVICE MARKS OF MSCI OR ITS AFFILIATES. THE MSCI INDICES HAVE BEEN LICENSED FOR USE FOR CERTAIN PURPOSES BY AMUNDI. NONE OF THE MSCI PARTIES MAKES ANY REPRESENTATION OR WARRANTY, EXPRESS OR IMPLIED, TO THE ISSUER OR OWNERS OF THIS SUB-FUND OR ANY OTHER PERSON OR ENTITY REGARDING THE ADVISABILITY OF INVESTING IN SUB-FUNDS GENERALLY OR IN THIS PARTICULAR SUB-FUND OR THE ABILITY OF ANY MSCI INDEX TO TRACK CORRESPONDING STOCK MARKET PERFORMANCE. MSCI OR ITS AFFILIATES ARE THE LICENSORS OF CERTAIN TRADEMARKS, SERVICE MARKS AND TRADE NAMES AND OF THE MSCI INDICES WHICH ARE DETERMINED, COMPOSED AND CALCULATED BY MSCI WITHOUT REGARD TO AMUNDI OR THIS SUB-FUND OR THIS SUB-FUND'S UNITHOLDERS OR ANY OTHER PERSON OR ENTITY.

NONE OF THE MSCI PARTIES HAS ANY OBLIGATION TO TAKE THE NEEDS OF THE AMUNDI, THIS SUB-FUND'S UNITHOLDERS OR ANY OTHER PERSON OR ENTITY INTO CONSIDERATION IN DETERMINING, COMPOSING OR CALCULATING THE MSCI INDICES. NONE OF THE MSCI PARTIES IS RESPONSIBLE FOR OR HAS PARTICIPATED IN DETERMINATION OF THE TIMING OF, PRICES AT, OR QUANTITIES OF THIS SUB-FUND TO BE ISSUED OR IN THE DETERMINATION OR CALCULATION OF THE EQUATION BY OR THE CONSIDERATION INTO WHICH THIS SUB-FUND IS REDEEMABLE. FURTHERMORE, NONE OF THE MSCI PARTIES HAS ANY OBLIGATION OR LIABILITY TO THE ISSUER OR OWNERS OF THIS SUB-FUND OR ANY OTHER PERSON OR ENTITY IN CONNECTION WITH THE ADMINISTRATION, MARKETING OR OFFERING OF THIS SUB-FUND.

ALTHOUGH MSCI SHALL OBTAIN INFORMATION FOR INCLUSION IN OR FOR USE IN THE CALCULATION OF THE MSCI INDICES FROM SOURCES THAT MSCI CONSIDERS RELIABLE, NONE OF THE MSCI PARTIES WARRANTS OR GUARANTEES THE ORIGINALITY, ACCURACY AND/OR THE COMPLETENESS OF ANY MSCI INDEX OR ANY DATA INCLUDED THEREIN. NONE OF THE MSCI PARTIES MAKES ANY WARRANTY, EXPRESS OR IMPLIED, AS TO RESULTS TO BE OBTAINED BY THE ISSUER OF THE SUB-FUND, OWNERS OF THE SUB-FUND, OR ANY OTHER PERSON OR ENTITY, FROM THE USE OF ANY MSCI INDEX OR ANY DATA INCLUDED THEREIN. NONE OF THE MSCI PARTIES SHALL HAVE ANY LIABILITY FOR ANY ERRORS, OMISSIONS OR INTERRUPTIONS OF OR IN CONNECTION WITH ANY MSCI INDEX OR ANY DATA INCLUDED THEREIN. FURTHERMORE, NONE OF THE MSCI PARTIES MAKES ANY EXPRESS OR IMPLIED WARRANTIES OF ANY KIND, AND THE MSCI PARTIES HEREBY EXPRESSLY DISCLAIM ALL WARRANTIES OF MERCHANTABILITY AND FITNESS FOR A PARTICULAR PURPOSE, WITH RESPECT TO EACH MSCI INDEX AND ANY DATA INCLUDED THEREIN. WITHOUT LIMITING ANY OF THE FOREGOING, IN NO EVENT SHALL ANY OF THE MSCI PARTIES HAVE ANY LIABILITY FOR ANY DIRECT, INDIRECT, SPECIAL, PUNITIVE, CONSEQUENTIAL OR ANY OTHER DAMAGES (INCLUDING LOST PROFITS) EVEN IF NOTIFIED OF THE POSSIBILITY OF SUCH DAMAGES.

# AMUNDI INDEX MSCI EMERGING MARKETS SRI PAB

---

## Objective and Investment Policy

### Objective

To track the performance of MSCI EM (Emerging Markets) SRI Filtered PAB Index ("the Index"), and to minimize the tracking error between the net asset value of the sub-fund and the performance of the Index.

The sub-fund is a financial product that promotes among other characteristics ESG characteristics pursuant to Article 8 of the Disclosure Regulation, as further described in Annex 1 - ESG Related Disclosures to this Prospectus.

### Index Description

- General description of the Index

MSCI EM (Emerging Markets) SRI Filtered PAB Index is an equity index based on the MSCI Emerging Markets index representative of the large and mid-cap stocks across 27 emerging countries (as of November 2021) (the "Parent Index"). The index provides exposure to companies with outstanding Environmental, Social and Governance (ESG) ratings and excludes companies whose products have negative social or environmental impacts. Additionally, the Index aims to represent the performance of a strategy that reweights securities based upon the opportunities and risks associated with the climate transition to meet the EU Paris-aligned benchmark (EU PAB) regulation minimum requirements.

The Index is a Net Total Return Index : dividends net of tax paid by the index constituents are included in the Index return.

- Index currency: US Dollar
- Index Composition

MSCI EM (Emerging Markets) SRI Filtered PAB Index is constructed by applying a combination of values based exclusions and a best-in-class selection process to companies in the Parent Index and to meet the EU Paris-aligned benchmark (EU PAB) regulation minimum requirements, as further described in Annex 1 - ESG Related Disclosures to this Prospectus.

- Index Revision

The Index rebalancing is planned quarterly.

- Index Publication

The Index is calculated and published by MSCI ("MSCI").

MSCI official indices are calculated using:

- the official closing prices of the stock exchanges on which the component securities are traded;
- the WM Reuters closing (16:00 GMT) exchange rates.

MSCI EM (Emerging Markets) SRI Filtered PAB Index value is available via Bloomberg. At the date of the prospectus, the ticker is: MXEFSXNU

The performance tracked is the closing price of the MSCI EM (Emerging Markets) SRI Filtered PAB Index .

MSCI index methodology, composition, revision rules and additional information concerning the Index underlying components are available on [msci.com](https://www.msci.com)

## Management Process

The exposure to the Index will be achieved through a Direct Replication, mainly by making direct investments in transferable securities and/or other eligible assets representing the Index constituents in a proportion extremely close to their proportion in the Index.

The sub-fund integrates sustainability risks and takes into account principal adverse impacts of investments on sustainability factors in its investment process as outlined in more detail in section "Sustainable Investing" of this prospectus and will not hold any securities of companies involved in the production or sale of controversial weapons, or companies in breach of international conventions on Human or Labor Rights, or companies involved in controversial industries: tobacco, thermal coal, nuclear weapons or unconventional oil & gas as defined in "Replication Methods".

**German Investment Tax Act** : At least 60% of the sub-fund's net asset value is continuously invested in equities listed on a stock exchange or traded on an organized market. For the sake of clarity investments in Real Estate Investment Trusts (as such term is defined by the German Ministry of Finance) and UCITS or UCIs are not included in this percentage.

### Tracking Error

The tracking error measures the volatility of the difference between the return of the sub-fund and the return of the Index. In normal market conditions, it is anticipated that the sub-fund will track the performance of the Index with a tracking error of up to 2%. The return, used to compute the tracking error of the sub-fund, is determined before taking into account any swing pricing mechanism.

### Techniques and instruments on securities and Derivatives

In order to deal with inflows and outflows and also with some local market specificities (market access and liquidity, local tax); the Investment Manager will be able to combine the direct replication with a replication through derivatives such as amongst other futures. In case of such replication, the sub-fund may hold deposits while keeping full exposure to the Index.

The sub-fund may enter into any efficient portfolio management techniques and instruments relating to transferable securities and money market instruments, such as securities lending and borrowing, reverse purchase agreement and repurchase agreement for the purposes of efficient portfolio management as described and in compliance with sections "Techniques and Instruments on Securities Financing Transactions" and "Replication Methods" of this prospectus. In particular, such techniques and instruments may be used in order to generate additional income.

The maximum and expected proportions of the sub-fund's assets that can be subject to SFT and TRS are disclosed in the table "USE OF SECURITIES FINANCING TRANSACTIONS AND TOTAL RETURN SWAPS".

**Sub-fund base currency** : US Dollar

### Investment Manager

Amundi Asset Management

### Sub-investment Manager

Amundi Japan Ltd. (Asian part of the portfolio only)

## Main Risks

See "Risk Descriptions" for more information.

### Risks of ordinary market conditions

The Fund has high volatility due to its exposure to equity markets

Currency	Investment fund
Derivatives	Management
Emerging Market	Market
Equity	Sustainable Investment
Index replication	Use of techniques and Instruments
Country risk - China	
Listing market liquidity (ETF share class)	

### Risks of unusual market conditions

Counterparty	Liquidity
Operational	Standard practices

**Risk management method** Commitment

## Planning Your Investment

Designed for Investors who understand the risks of the sub-fund and plan to invest for at least 5 years.

The sub-fund may appeal to investors who:

- are interested in investment growth in the long term
- are looking to replicate the performance of the Index while accepting its associated risks and volatility

**Business day** Any day that is a day when Euronext Paris is fully open.

**Transaction Day** Requests received and accepted by 14:00 CET on a Business day will ordinarily be processed on the NAV of the first following day that is a business day and also a full bank business day in Hong-Kong market and a full bank business day either in South Korea market or in Taiwan market. Transaction settlement will occur within two Business days after the relevant transaction day.

In addition, technical net asset values ("T-NAV") may be calculated and published for any calendar day (excluding Saturdays and Sundays) that is neither a business day nor a transaction day. These T-NAV are merely indicative and will not be the basis for purchasing, switching, redeeming and/or transferring shares.

**NAV publication Day :**      **Transaction Day +1**

**Switching in/out**                      Permitted

## MAIN SHARE CLASSES AND FEES

Share class	Currency	Min initial Investment*	Fees for share transactions		Annual fees	
			Purchase (max)	Switch (max)	Management (max)	Administration (max)
AE	USD	-	4.50%	1.00%	0.35%	0.15%
IE	EUR	USD 500,000	2.50%	1.00%	0.15%	0.10%
UCITS ETF DR	USD	USD 1,000,000	3.00%	1.00%	0.15%	0.10%

See section "Notes on sub-fund Costs" in the prospectus. Other share classes may be available. For a current listing of available classes, go to [amundi.lu/amundi-index-solutions](http://amundi.lu/amundi-index-solutions)

\* Those minimums are applied in USD or in the equivalent amount, in the relevant share class currency.

## Index provider disclaimer

AMUNDI INDEX MSCI EMERGING MARKETS SRI PAB (THE "SUB-FUND") IS NOT SPONSORED, ENDORSED, SOLD OR PROMOTED BY MSCI INC. ("MSCI"), ANY OF ITS AFFILIATES, ANY OF ITS INFORMATION PROVIDERS OR ANY THIRD PARTY INVOLVED IN, OR RELATED TO, COMPILING OR CREATING ANY MSCI INDEX (COLLECTIVELY, THE "MSCI PARTIES"). THE MSCI INDICES ARE THE EXCLUSIVE PROPERTY OF MSCI AND ARE SERVICE MARKS OF MSCI OR ITS AFFILIATES. THE MSCI INDICES HAVE BEEN LICENSED FOR USE FOR CERTAIN PURPOSES BY AMUNDI. NONE OF THE MSCI PARTIES MAKES ANY REPRESENTATION OR WARRANTY, EXPRESS OR IMPLIED, TO THE ISSUER OR OWNERS OF THIS SUB-FUND OR ANY OTHER PERSON OR ENTITY REGARDING THE ADVISABILITY OF INVESTING IN SUB-FUNDS GENERALLY OR IN THIS PARTICULAR SUB-FUND OR THE ABILITY OF ANY MSCI INDEX TO TRACK CORRESPONDING STOCK MARKET PERFORMANCE. MSCI OR ITS AFFILIATES ARE THE LICENSORS OF CERTAIN TRADEMARKS, SERVICE MARKS AND TRADE NAMES AND OF THE MSCI INDICES WHICH ARE DETERMINED, COMPOSED AND CALCULATED BY MSCI WITHOUT REGARD TO AMUNDI OR THIS SUB-FUND OR THIS SUB-FUND'S UNITHOLDERS OR ANY OTHER PERSON OR ENTITY.

NONE OF THE MSCI PARTIES HAS ANY OBLIGATION TO TAKE THE NEEDS OF THE AMUNDI, THIS SUB-FUND'S UNITHOLDERS OR ANY OTHER PERSON OR ENTITY INTO CONSIDERATION IN DETERMINING, COMPOSING OR CALCULATING THE MSCI INDICES. NONE OF THE MSCI PARTIES IS RESPONSIBLE FOR OR HAS PARTICIPATED IN DETERMINATION OF THE TIMING OF, PRICES AT, OR QUANTITIES OF THIS SUB-FUND TO BE ISSUED OR IN THE DETERMINATION OR CALCULATION OF THE EQUATION BY OR THE CONSIDERATION INTO WHICH THIS SUB-FUND IS REDEEMABLE. FURTHERMORE, NONE OF THE MSCI PARTIES HAS ANY OBLIGATION OR LIABILITY TO THE ISSUER OR OWNERS OF THIS SUB-FUND OR ANY OTHER PERSON OR ENTITY IN CONNECTION WITH THE ADMINISTRATION, MARKETING OR OFFERING OF THIS SUB-FUND.

ALTHOUGH MSCI SHALL OBTAIN INFORMATION FOR INCLUSION IN OR FOR USE IN THE CALCULATION OF THE MSCI INDICES FROM SOURCES THAT MSCI CONSIDERS RELIABLE, NONE OF THE MSCI PARTIES WARRANTS OR GUARANTEES THE ORIGINALITY, ACCURACY AND/OR THE COMPLETENESS OF ANY MSCI INDEX OR ANY DATA INCLUDED THEREIN. NONE OF THE MSCI PARTIES MAKES ANY WARRANTY, EXPRESS OR IMPLIED, AS TO RESULTS TO BE OBTAINED BY THE ISSUER OF THE SUB-FUND, OWNERS OF THE SUB-FUND, OR ANY OTHER PERSON OR ENTITY, FROM THE USE OF ANY MSCI INDEX OR ANY DATA INCLUDED THEREIN. NONE OF THE MSCI PARTIES SHALL HAVE ANY LIABILITY FOR ANY ERRORS, OMISSIONS OR INTERRUPTIONS OF OR IN CONNECTION WITH ANY MSCI INDEX OR ANY DATA INCLUDED THEREIN. FURTHERMORE, NONE OF THE MSCI PARTIES MAKES ANY EXPRESS OR IMPLIED WARRANTIES OF ANY KIND, AND THE MSCI PARTIES HEREBY EXPRESSLY DISCLAIM ALL WARRANTIES OF MERCHANTABILITY AND FITNESS FOR A PARTICULAR PURPOSE, WITH RESPECT TO EACH MSCI INDEX AND ANY DATA INCLUDED THEREIN. WITHOUT LIMITING ANY OF THE FOREGOING, IN NO EVENT SHALL ANY OF THE MSCI PARTIES HAVE ANY LIABILITY FOR ANY DIRECT, INDIRECT, SPECIAL, PUNITIVE, CONSEQUENTIAL OR ANY OTHER DAMAGES (INCLUDING LOST PROFITS) EVEN IF NOTIFIED OF THE POSSIBILITY OF SUCH DAMAGES.



# AMUNDI INDEX MSCI EMU SRI PAB

---

## Objective and Investment Policy

### Objective

To track the performance of MSCI EMU SRI Filtered PAB Index ("the Index"), and to minimize the tracking error between the net asset value of the sub-fund and the performance of the Index.

The sub-fund is a financial product that promotes among other characteristics ESG characteristics pursuant to Article 8 of the Disclosure Regulation, as further described in Annex 1 - ESG Related Disclosures to this Prospectus.

### Index Description

- General description of the Index

MSCI EMU SRI Filtered PAB Index is an equity index based on the MSCI EMU index representative of the large and mid-cap stocks across 10 developed market countries in the European Economic and Monetary Union (as of November 2021) (the "Parent Index"). The Index provides exposure to companies with outstanding Environmental, Social and Governance (ESG) ratings and excludes companies whose products have negative social or environmental impacts. Additionally, the Index aims to represent the performance of a strategy that reweights securities based upon the opportunities and risks associated with the climate transition to meet the EU Paris-aligned benchmark (EU PAB) regulation minimum requirements.

The Index is a Net Total Return Index: dividends net of tax paid by the index constituents are included in the Index return.

- Index currency: Euro
- Index Composition

MSCI EMU SRI Filtered PAB Index is constructed by applying a combination of values based exclusions and a best-in-class selection process to companies in the Parent Index and to meet the EU Paris-aligned benchmark (EU PAB) regulation minimum requirements, as further described in Annex 1 - ESG Related Disclosures to this Prospectus.

- Index Revision

The Index rebalancing is planned quarterly.

- Index Publication

The Index is calculated and published by MSCI ("MSCI").

MSCI official indices are calculated using:

- the official closing prices of the stock exchanges on which the component securities are traded;
- the WM Reuters closing (16:00 GMT) exchange rates.

MSCI EMU SRI Filtered PAB Index value is available via Bloomberg. At the date of the prospectus, the ticker is: MXEMSXNE

The performance tracked is the closing price of the MSCI EMU SRI Filtered PAB Index .

MSCI index methodology, composition, revision rules and additional information concerning the Index underlying components are available on [msci.com](https://www.msci.com)

## Management Process

The exposure to the Index will be achieved through a Direct Replication, mainly by making direct investments in transferable securities and/or other eligible assets representing the Index constituents in a proportion extremely close to their proportion in the Index.

The sub-fund integrates sustainability risks and takes into account principal adverse impacts of investments on sustainability factors in its investment process as outlined in more detail in section "Sustainable Investing" of this prospectus and will not hold any securities of companies involved in the production or sale of controversial weapons, or companies in breach of international conventions on Human or Labor Rights, or companies involved in controversial industries: tobacco, thermal coal, nuclear weapons or unconventional oil & gas as defined in "Replication Methods".

**Plan d'Épargne en Actions (PEA) :** Eligible

**German Investment Tax Act :** At least 60% of the sub-fund's net asset value is continuously invested in equities listed on a stock exchange or traded on an organized market. For the sake of clarity investments in Real Estate Investment Trusts (as such term is defined by the German Ministry of Finance) and UCITS or UCIs are not included in this percentage.

### Tracking Error

The tracking error measures the volatility of the difference between the return of the sub-fund and the return of the Index. In normal market conditions, it is anticipated that the sub-fund will track the performance of the Index with a tracking error of up to 1%. The return, used to compute the tracking error of the sub-fund, is determined before taking into account any swing pricing mechanism.

### Techniques and instruments on securities and Derivatives

In order to deal with inflows and outflows and also with some local market specificities (market access and liquidity, local tax); the Investment Manager will be able to combine the direct replication with a replication through derivatives such as amongst other futures. In case of such replication, the sub-fund may hold deposits while keeping full exposure to the Index.

The sub-fund may enter into any efficient portfolio management techniques and instruments relating to transferable securities and money market instruments, such as securities lending and borrowing, reverse purchase agreement and repurchase agreement for the purposes of efficient portfolio management as described and in compliance with sections "Techniques and Instruments on Securities Financing Transactions" and "Replication Methods" of this prospectus. In particular, such techniques and instruments may be used in order to generate additional income.

The maximum and expected proportions of the sub-fund's assets that can be subject to SFT and TRS are disclosed in the table "USE OF SECURITIES FINANCING TRANSACTIONS AND TOTAL RETURN SWAPS".

**Sub-fund base currency :** Euro

### Investment Manager

Amundi Asset Management

## Main Risks

See "*Risk Descriptions*" for more information.

### Risks of ordinary market conditions

The Fund has high volatility due to its exposure to equity markets

Derivatives	Management
Equity	Market
Index replication	Sustainable Investment
Investment fund	Use of techniques and Instruments
Listing market liquidity (ETF share class)	

### Risks of unusual market conditions

Counterparty	Liquidity
Operational	Standard practices

**Risk management method**                                      Commitment

## Planning Your Investment

Designed for Investors who understand the risks of the sub-fund and plan to invest for at least 5 years.

The sub-fund may appeal to investors who:

- are interested in investment growth in the long term
- are looking to replicate the performance of the Index while accepting its associated risks and volatility

**Business day** Any day that is a day when Euronext Paris is fully open.

**Transaction Day** Requests received and accepted by 14:00 CET on a Business day will ordinarily be processed on the NAV of the first business day (including the business day when the relevant requests are received) that is also a full bank business day in Germany market. Transaction settlement will occur within two Business days after the relevant transaction day.

In addition, technical net asset values ("T-NAV") may be calculated and published for any calendar day (excluding Saturdays and Sundays) that is neither a business day nor a transaction day. These T-NAV are merely indicative and will not be the basis for purchasing, switching, redeeming and/or transferring shares.

**NAV publication Day :**      **Transaction Day +1**

**Switching in/out**                      Permitted

## MAIN SHARE CLASSES AND FEES

Share class	Currency	Min initial Investment*	Fees for share transactions		Annual fees	
			Purchase (max)	Switch (max)	Management (max)	Administration (max)
UCITS ETF DR	EUR	USD 1,000,000	3.00%	1.00%	0.08%	0.10%

See section "Notes on sub-fund Costs" in the prospectus. Other share classes may be available. For a current listing of available classes, go to [amundi.lu/amundi-index-solutions](http://amundi.lu/amundi-index-solutions)

\* Those minimums are applied in USD or in the equivalent amount, in the relevant share class currency.

## Index provider disclaimer

AMUNDI INDEX MSCI EMU SRI PAB (THE "SUB-FUND") IS NOT SPONSORED, ENDORSED, SOLD OR PROMOTED BY MSCI INC. ("MSCI"), ANY OF ITS AFFILIATES, ANY OF ITS INFORMATION PROVIDERS OR ANY THIRD PARTY INVOLVED IN, OR RELATED TO, COMPILING OR CREATING ANY MSCI INDEX (COLLECTIVELY, THE "MSCI PARTIES"). THE MSCI INDICES ARE THE EXCLUSIVE PROPERTY OF MSCI AND ARE SERVICE MARKS OF MSCI OR ITS AFFILIATES. THE MSCI INDICES HAVE BEEN LICENSED FOR USE FOR CERTAIN PURPOSES BY AMUNDI. NONE OF THE MSCI PARTIES MAKES ANY REPRESENTATION OR WARRANTY, EXPRESS OR IMPLIED, TO THE ISSUER OR OWNERS OF THIS SUB-FUND OR ANY OTHER PERSON OR ENTITY REGARDING THE ADVISABILITY OF INVESTING IN SUB-FUNDS GENERALLY OR IN THIS PARTICULAR SUB-FUND OR THE ABILITY OF ANY MSCI INDEX TO TRACK CORRESPONDING STOCK MARKET PERFORMANCE. MSCI OR ITS AFFILIATES ARE THE LICENSORS OF CERTAIN TRADEMARKS, SERVICE MARKS AND TRADE NAMES AND OF THE MSCI INDICES WHICH ARE DETERMINED, COMPOSED AND CALCULATED BY MSCI WITHOUT REGARD TO AMUNDI OR THIS SUB-FUND OR THIS SUB-FUND'S UNITHOLDERS OR ANY OTHER PERSON OR ENTITY.

NONE OF THE MSCI PARTIES HAS ANY OBLIGATION TO TAKE THE NEEDS OF THE AMUNDI, THIS SUB-FUND'S UNITHOLDERS OR ANY OTHER PERSON OR ENTITY INTO CONSIDERATION IN DETERMINING, COMPOSING OR CALCULATING THE MSCI INDICES. NONE OF THE MSCI PARTIES IS RESPONSIBLE FOR OR HAS PARTICIPATED IN DETERMINATION OF THE TIMING OF, PRICES AT, OR QUANTITIES OF THIS SUB-FUND TO BE ISSUED OR IN THE DETERMINATION OR CALCULATION OF THE EQUATION BY OR THE CONSIDERATION INTO WHICH THIS SUB-FUND IS REDEEMABLE. FURTHERMORE, NONE OF THE MSCI PARTIES HAS ANY OBLIGATION OR LIABILITY TO THE ISSUER OR OWNERS OF THIS SUB-FUND OR ANY OTHER PERSON OR ENTITY IN CONNECTION WITH THE ADMINISTRATION, MARKETING OR OFFERING OF THIS SUB-FUND.

ALTHOUGH MSCI SHALL OBTAIN INFORMATION FOR INCLUSION IN OR FOR USE IN THE CALCULATION OF THE MSCI INDICES FROM SOURCES THAT MSCI CONSIDERS RELIABLE, NONE OF THE MSCI PARTIES WARRANTS OR GUARANTEES THE ORIGINALITY, ACCURACY AND/OR THE COMPLETENESS OF ANY MSCI INDEX OR ANY DATA INCLUDED THEREIN. NONE OF THE MSCI PARTIES MAKES ANY WARRANTY, EXPRESS OR IMPLIED, AS TO RESULTS TO BE OBTAINED BY THE ISSUER OF THE SUB-FUND, OWNERS OF THE SUB-FUND, OR ANY OTHER PERSON OR ENTITY, FROM THE USE OF ANY MSCI INDEX OR ANY DATA INCLUDED THEREIN. NONE OF THE MSCI PARTIES SHALL HAVE ANY LIABILITY FOR ANY ERRORS, OMISSIONS OR INTERRUPTIONS OF OR IN CONNECTION WITH ANY MSCI INDEX OR ANY DATA INCLUDED THEREIN. FURTHERMORE, NONE OF THE MSCI PARTIES MAKES ANY EXPRESS OR IMPLIED WARRANTIES OF ANY KIND, AND THE MSCI PARTIES HEREBY EXPRESSLY DISCLAIM ALL WARRANTIES OF MERCHANTABILITY AND FITNESS FOR A PARTICULAR PURPOSE, WITH RESPECT TO EACH MSCI INDEX AND ANY DATA INCLUDED THEREIN. WITHOUT LIMITING ANY OF THE FOREGOING, IN NO EVENT SHALL ANY OF THE MSCI PARTIES HAVE ANY LIABILITY FOR ANY DIRECT, INDIRECT, SPECIAL, PUNITIVE, CONSEQUENTIAL OR ANY OTHER DAMAGES (INCLUDING LOST PROFITS) EVEN IF NOTIFIED OF THE POSSIBILITY OF SUCH DAMAGES.

# AMUNDI INDEX MSCI EUROPE SRI PAB

---

## Objective and Investment Policy

### Objective

To track the performance of MSCI Europe SRI Filtered PAB Index ("the Index"), and to minimize the tracking error between the net asset value of the sub-fund and the performance of the Index.

The sub-fund is a financial product that promotes among other characteristics ESG characteristics pursuant to Article 8 of the Disclosure Regulation, as further described in Annex 1 - ESG Related Disclosures to this Prospectus.

### Index Description

- General description of the Index

MSCI Europe SRI Filtered PAB Index is an equity index based on the MSCI Europe index representative of the large and mid-cap stocks across 15 developed market countries in Europe (as of November 2021) (the "Parent Index"). The Index provides exposure to companies with outstanding Environmental, Social and Governance (ESG) ratings and excludes companies whose products have negative social or environmental impacts. Additionally, the Index aims to represent the performance of a strategy that reweights securities based upon the opportunities and risks associated with the climate transition to meet the EU Paris-aligned benchmark (EU PAB) regulation minimum requirements.

The Index is a Net Total Return Index: dividends net of tax paid by the index constituents are included in the Index return.

- Index currency: Euro
- Index Composition

MSCI Europe SRI Filtered PAB Index is constructed by applying a combination of values based exclusions and a best-in-class selection process to companies in the Parent Index and to meet the EU Paris-aligned benchmark (EU PAB) regulation minimum requirements, as further described in Annex 1 - ESG Related Disclosures to this Prospectus.

- Index Revision

The Index rebalancing is planned quarterly.

- Index Publication

The Index is calculated and published by MSCI ("MSCI").

MSCI official indices are calculated using:

- the official closing prices of the stock exchanges on which the component securities are traded;
- the WM Reuters closing (16:00 GMT) exchange rates.

MSCI Europe SRI Filtered PAB Index value is available via Bloomberg. At the date of the prospectus, the ticker is: MXEUSXNE

The performance tracked is the closing price of the MSCI Europe SRI Filtered PAB Index .

MSCI index methodology, composition, revision rules and additional information concerning the Index underlying components are available on [msci.com](https://www.msci.com)

## Management Process

The exposure to the Index will be achieved through a Direct Replication, mainly by making direct investments in transferable securities and/or other eligible assets representing the Index constituents in a proportion extremely close to their proportion in the Index.

The sub-fund integrates sustainability risks and takes into account principal adverse impacts of investments on sustainability factors in its investment process as outlined in more detail in section "Sustainable Investing" of this prospectus and will not hold any securities of companies involved in the production or sale of controversial weapons, or companies in breach of international conventions on Human or Labor Rights, or companies involved in controversial industries: tobacco, thermal coal, nuclear weapons or unconventional oil & gas as defined in "Replication Methods".

**German Investment Tax Act** : At least 60% of the sub-fund's net asset value is continuously invested in equities listed on a stock exchange or traded on an organized market. For the sake of clarity investments in Real Estate Investment Trusts (as such term is defined by the German Ministry of Finance) and UCITS or UCIs are not included in this percentage.

### Tracking Error

The tracking error measures the volatility of the difference between the return of the sub-fund and the return of the Index. In normal market conditions, it is anticipated that the sub-fund will track the performance of the Index with a tracking error of up to 1%. The return, used to compute the tracking error of the sub-fund, is determined before taking into account any swing pricing mechanism.

### Techniques and instruments on securities and Derivatives

In order to deal with inflows and outflows and also with some local market specificities (market access and liquidity, local tax); the Investment Manager will be able to combine the direct replication with a replication through derivatives such as amongst other futures. In case of such replication, the sub-fund may hold deposits while keeping full exposure to the Index.

The sub-fund may enter into any efficient portfolio management techniques and instruments relating to transferable securities and money market instruments, such as securities lending and borrowing, reverse purchase agreement and repurchase agreement for the purposes of efficient portfolio management as described and in compliance with sections "Techniques and Instruments on Securities Financing Transactions" and "Replication Methods" of this prospectus. In particular, such techniques and instruments may be used in order to generate additional income.

The maximum and expected proportions of the sub-fund's assets that can be subject to SFT and TRS are disclosed in the table "USE OF SECURITIES FINANCING TRANSACTIONS AND TOTAL RETURN SWAPS".

**Sub-fund base currency** : Euro

### Investment Manager

Amundi Asset Management

## Main Risks

See "Risk Descriptions" for more information.

### Risks of ordinary market conditions

The Fund has high volatility due to its exposure to equity markets

Currency	Management
Derivatives	Market
Equity	Sustainable Investment
Index replication	Use of techniques and Instruments
Investment fund	
Listing market liquidity (ETF share class)	

### Risks of unusual market conditions

Counterparty	Liquidity
Operational	Standard practices

**Risk management method**                      Commitment

## Planning Your Investment

Designed for Investors who understand the risks of the sub-fund and plan to invest for at least 5 years.

The sub-fund may appeal to investors who:

- are interested in investment growth in the long term
- are looking to replicate the performance of the Index while accepting its associated risks and volatility

**Business day** Any day that is a day when Euronext Paris is fully open.

**Transaction Day** Requests received and accepted by 14:00 CET on a Business day will ordinarily be processed on the NAV of the first business day (including the business day when the relevant requests are received) that is also full bank business day in United Kingdom market and in Germany market. Transaction settlement will occur within two Business days after the relevant transaction day.

In addition, technical net asset values ("T-NAV") may be calculated and published for any calendar day (excluding Saturdays and Sundays) that is neither a business day nor a transaction day. These T-NAV are merely indicative and will not be the basis for purchasing, switching, redeeming and/or transferring shares.

**NAV publication Day :**      **Transaction Day +1**

**Switching in/out**                      Permitted

## MAIN SHARE CLASSES AND FEES

Share class	Currency	Min initial Investment*	Fees for share transactions		Annual fees	
			Purchase (max)	Switch (max)	Management (max)	Administration (max)
AE	EUR	-	4.50%	1.00%	0.20%	0.15%
IE	EUR	USD 500,000	2.50%	1.00%	0.13%	0.05%
UCITS ETF DR	EUR	USD 1,000,000	3.00%	1.00%	0.08%	0.10%

See section "Notes on sub-fund Costs" in the prospectus. Other share classes may be available. For a current listing of available classes, go to [amundi.lu/amundi-index-solutions](http://amundi.lu/amundi-index-solutions)

\* Those minimums are applied in USD or in the equivalent amount, in the relevant share class currency.

## Index provider disclaimer

AMUNDI INDEX MSCI EUROPE SRI PAB (THE "SUB-FUND") IS NOT SPONSORED, ENDORSED, SOLD OR PROMOTED BY MSCI INC. ("MSCI"), ANY OF ITS AFFILIATES, ANY OF ITS INFORMATION PROVIDERS OR ANY THIRD PARTY INVOLVED IN, OR RELATED TO, COMPILING OR CREATING ANY MSCI INDEX (COLLECTIVELY, THE "MSCI PARTIES"). THE MSCI INDICES ARE THE EXCLUSIVE PROPERTY OF MSCI AND ARE SERVICE MARKS OF MSCI OR ITS AFFILIATES. THE MSCI INDICES HAVE BEEN LICENSED FOR USE FOR CERTAIN PURPOSES BY AMUNDI. NONE OF THE MSCI PARTIES MAKES ANY REPRESENTATION OR WARRANTY, EXPRESS OR IMPLIED, TO THE ISSUER OR OWNERS OF THIS SUB-FUND OR ANY OTHER PERSON OR ENTITY REGARDING THE ADVISABILITY OF INVESTING IN SUB-FUNDS GENERALLY OR IN THIS PARTICULAR SUB-FUND OR THE ABILITY OF ANY MSCI INDEX TO TRACK CORRESPONDING STOCK MARKET PERFORMANCE. MSCI OR ITS AFFILIATES ARE THE LICENSORS OF CERTAIN TRADEMARKS, SERVICE MARKS AND TRADE NAMES AND OF THE MSCI INDICES WHICH ARE DETERMINED, COMPOSED AND CALCULATED BY MSCI WITHOUT REGARD TO AMUNDI OR THIS SUB-FUND OR THIS SUB-FUND'S UNITHOLDERS OR ANY OTHER PERSON OR ENTITY.

NONE OF THE MSCI PARTIES HAS ANY OBLIGATION TO TAKE THE NEEDS OF THE AMUNDI, THIS SUB-FUND'S UNITHOLDERS OR ANY OTHER PERSON OR ENTITY INTO CONSIDERATION IN DETERMINING, COMPOSING OR CALCULATING THE MSCI INDICES. NONE OF THE MSCI PARTIES IS RESPONSIBLE FOR OR HAS PARTICIPATED IN DETERMINATION OF THE TIMING OF, PRICES AT, OR QUANTITIES OF THIS SUB-FUND TO BE ISSUED OR IN THE DETERMINATION OR CALCULATION OF THE EQUATION BY OR THE CONSIDERATION INTO WHICH THIS SUB-FUND IS REDEEMABLE. FURTHERMORE, NONE OF THE MSCI PARTIES HAS ANY OBLIGATION OR LIABILITY TO THE ISSUER OR OWNERS OF THIS SUB-FUND OR ANY OTHER PERSON OR ENTITY IN CONNECTION WITH THE ADMINISTRATION, MARKETING OR OFFERING OF THIS SUB-FUND.

ALTHOUGH MSCI SHALL OBTAIN INFORMATION FOR INCLUSION IN OR FOR USE IN THE CALCULATION OF THE MSCI INDICES FROM SOURCES THAT MSCI CONSIDERS RELIABLE, NONE OF THE MSCI PARTIES WARRANTS OR GUARANTEES THE ORIGINALITY, ACCURACY AND/OR THE COMPLETENESS OF ANY MSCI INDEX OR ANY DATA INCLUDED THEREIN. NONE OF THE MSCI PARTIES MAKES ANY WARRANTY, EXPRESS OR IMPLIED, AS TO RESULTS TO BE OBTAINED BY THE ISSUER OF THE SUB-FUND, OWNERS OF THE SUB-FUND, OR ANY OTHER PERSON OR ENTITY, FROM THE USE OF ANY MSCI INDEX OR ANY DATA INCLUDED THEREIN. NONE OF THE MSCI PARTIES SHALL HAVE ANY LIABILITY FOR ANY ERRORS, OMISSIONS OR INTERRUPTIONS OF OR IN CONNECTION WITH ANY MSCI INDEX OR ANY DATA INCLUDED THEREIN. FURTHERMORE, NONE OF THE MSCI PARTIES MAKES ANY EXPRESS OR IMPLIED WARRANTIES OF ANY KIND, AND THE MSCI PARTIES HEREBY EXPRESSLY DISCLAIM ALL WARRANTIES OF MERCHANTABILITY AND FITNESS FOR A PARTICULAR PURPOSE, WITH RESPECT TO EACH MSCI INDEX AND ANY DATA INCLUDED THEREIN. WITHOUT LIMITING ANY OF THE FOREGOING, IN NO EVENT SHALL ANY OF THE MSCI PARTIES HAVE ANY LIABILITY FOR ANY DIRECT, INDIRECT, SPECIAL, PUNITIVE, CONSEQUENTIAL OR ANY OTHER DAMAGES (INCLUDING LOST PROFITS) EVEN IF NOTIFIED OF THE POSSIBILITY OF SUCH DAMAGES.

## Objective and Investment Policy

### Objective

To track the performance of MSCI Japan SRI Filtered PAB Index ("the Index"), and to minimize the tracking error between the net asset value of the sub-fund and the performance of the Index.

The sub-fund is a financial product that promotes among other characteristics ESG characteristics pursuant to Article 8 of the Disclosure Regulation, as further described in Annex 1 - ESG Related Disclosures to this Prospectus.

### Index Description

- General description of the Index

MSCI Japan SRI Filtered PAB Index is an equity index based on the MSCI Japan index representative of the large and mid-cap stocks of Japanese market (the "Parent Index"). The Index provides exposure to companies with outstanding Environmental, Social and Governance (ESG) ratings and excludes companies whose products have negative social or environmental impacts. Additionally, the Index aims to represent the performance of a strategy that reweights securities based upon the opportunities and risks associated with the climate transition to meet the EU Paris-aligned benchmark (EU PAB) regulation minimum requirements.

The Index is a Net Total Return Index : dividends net of tax paid by the Index constituents are included in the Index return.

- Index currency: Japanese Yen
- Index Composition

MSCI Japan SRI Filtered PAB Index is constructed by applying a combination of values based exclusions and a best-in-class selection process to companies in the Parent Index and to meet the EU Paris-aligned benchmark (EU PAB) regulation minimum requirements, as further described in Annex 1 - ESG Related Disclosures to this Prospectus.

- Index Revision

The Index rebalancing is planned quarterly.

- Index Publication

The Index is calculated and published by MSCI ("MSCI").

MSCI official indices are calculated using:

- the official closing prices of the stock exchanges on which the component securities are traded;
- the WM Reuters closing (16:00 GMT) exchange rates.

MSCI Japan SRI Filtered PAB Index value is available via Bloomberg. At the date of the prospectus, the ticker is: MXJPSXNY

The performance tracked is the closing price of the MSCI Japan SRI Filtered PAB Index .

MSCI index methodology, composition, revision rules and additional information concerning the Index underlying components are available on [msci.com](https://www.msci.com)

## Management Process

The exposure to the Index will be achieved through a Direct Replication, mainly by making direct investments in transferable securities and/or other eligible assets representing the Index constituents in a proportion extremely close to their proportion in the Index.

The sub-fund integrates sustainability risks and takes into account principal adverse impacts of investments on sustainability factors in its investment process as outlined in more detail in section "Sustainable Investing" of this prospectus and will not hold any securities of companies involved in the production or sale of controversial weapons, or companies in breach of international conventions on Human or Labor Rights, or companies involved in controversial industries: tobacco, thermal coal, nuclear weapons or unconventional oil & gas as defined in "Replication Methods".

**German Investment Tax Act** : At least 60% of the sub-fund's net asset value is continuously invested in equities listed on a stock exchange or traded on an organized market. For the sake of clarity investments in Real Estate Investment Trusts (as such term is defined by the German Ministry of Finance) and UCITS or UCIs are not included in this percentage.

### Tracking Error

The tracking error measures the volatility of the difference between the return of the sub-fund and the return of the Index. In normal market conditions, it is anticipated that the sub-fund will track the performance of the Index with a tracking error of up to 1%. The return, used to compute the tracking error of the sub-fund, is determined before taking into account any swing pricing mechanism.

### Techniques and instruments on securities and Derivatives

In order to deal with inflows and outflows and also with some local market specificities (market access and liquidity, local tax); the Investment Manager will be able to combine the direct replication with a replication through derivatives such as amongst other futures. In case of such replication, the sub-fund may hold deposits while keeping full exposure to the Index.

The sub-fund may enter into any efficient portfolio management techniques and instruments relating to transferable securities and money market instruments, such as securities lending and borrowing, reverse purchase agreement and repurchase agreement for the purposes of efficient portfolio management as described and in compliance with sections "Techniques and Instruments on Securities Financing Transactions" and "Replication Methods" of this prospectus. In particular, such techniques and instruments may be used in order to generate additional income.

The maximum and expected proportions of the sub-fund's assets that can be subject to SFT and TRS are disclosed in the table "USE OF SECURITIES FINANCING TRANSACTIONS AND TOTAL RETURN SWAPS".

**Sub-fund base currency** : Japanese Yen

### Investment Manager

Amundi Japan Ltd

## Main Risks

See "Risk Descriptions" for more information.

### Risks of ordinary market conditions

The Fund has high volatility due to its exposure to equity markets

Currency	Management
Derivatives	Market
Equity	Sustainable Investment
Index replication	Use of techniques and Instruments
Investment fund	
Listing market liquidity (ETF share class)	

### Risks of unusual market conditions

Counterparty	Liquidity
Operational	Standard practices

<b>Risk management method</b>	Commitment
-------------------------------	------------



## Planning Your Investment

Designed for Investors who understand the risks of the sub-fund and plan to invest for at least 5 years.

The sub-fund may appeal to investors who:

- are interested in investment growth in the long term
- are looking to replicate the performance of the Index while accepting its associated risks and volatility

**Business day** Any day that is a day when Euronext Paris is fully open.

**Transaction Day** Requests received and accepted by 14:00 CET on a Business day will ordinarily be processed on the NAV of the first following day that is a business day and also a full bank business day in Japan market. Transaction settlement will occur within two Business days after the relevant transaction day.

In addition, technical net asset values ("T-NAV") may be calculated and published for any calendar day (excluding Saturdays and Sundays) that is neither a business day nor a transaction day. These T-NAV are merely indicative and will not be the basis for purchasing, switching, redeeming and/or transferring shares.

**NAV publication Day :**        **Transaction Day +1**

**Switching in/out**                Permitted

## MAIN SHARE CLASSES AND FEES

Share class	Currency	Min initial Investment*	Fees for share transactions		Annual fees	
			Purchase (max)	Switch (max)	Management (max)	Administration (max)
UCITS ETF - CHF HEDGED	CHF	USD 1,000,000	3.00%	1.00%	0.10%	0.10%
UCITS ETF DR	JPY	USD 1,000,000	3.00%	1.00%	0.08%	0.10%

See section "Notes on sub-fund Costs" in the prospectus. Other share classes may be available. For a current listing of available classes, go to [amundi.lu/amundi-index-solutions](http://amundi.lu/amundi-index-solutions)

\* Those minimums are applied in USD or in the equivalent amount, in the relevant share class currency.

## Index provider disclaimer

AMUNDI INDEX MSCI JAPAN SRI PAB (THE "SUB-FUND") IS NOT SPONSORED, ENDORSED, SOLD OR PROMOTED BY MSCI INC. ("MSCI"), ANY OF ITS AFFILIATES, ANY OF ITS INFORMATION PROVIDERS OR ANY THIRD PARTY INVOLVED IN, OR RELATED TO, COMPILING OR CREATING ANY MSCI INDEX (COLLECTIVELY, THE "MSCI PARTIES"). THE MSCI INDICES ARE THE EXCLUSIVE PROPERTY OF MSCI AND ARE SERVICE MARKS OF MSCI OR ITS AFFILIATES. THE MSCI INDICES HAVE BEEN LICENSED FOR USE FOR CERTAIN PURPOSES BY AMUNDI. NONE OF THE MSCI PARTIES MAKES ANY REPRESENTATION OR WARRANTY, EXPRESS OR IMPLIED, TO THE ISSUER OR OWNERS OF THIS SUB-FUND OR ANY OTHER PERSON OR ENTITY REGARDING THE ADVISABILITY OF INVESTING IN SUB-FUNDS GENERALLY OR IN THIS PARTICULAR SUB-FUND OR THE ABILITY OF ANY MSCI INDEX TO TRACK CORRESPONDING STOCK MARKET PERFORMANCE. MSCI OR ITS AFFILIATES ARE THE LICENSORS OF CERTAIN TRADEMARKS, SERVICE MARKS AND TRADE NAMES AND OF THE MSCI INDICES WHICH ARE DETERMINED, COMPOSED AND CALCULATED BY MSCI WITHOUT REGARD TO AMUNDI OR THIS SUB-FUND OR THIS SUB-FUND'S UNITHOLDERS OR ANY OTHER PERSON OR ENTITY.

NONE OF THE MSCI PARTIES HAS ANY OBLIGATION TO TAKE THE NEEDS OF THE AMUNDI, THIS SUB-FUND'S UNITHOLDERS OR ANY OTHER PERSON OR ENTITY INTO CONSIDERATION IN DETERMINING, COMPOSING OR CALCULATING THE MSCI INDICES. NONE OF THE MSCI PARTIES IS RESPONSIBLE FOR OR HAS PARTICIPATED IN DETERMINATION OF THE TIMING OF, PRICES AT, OR QUANTITIES OF THIS SUB-FUND TO BE ISSUED OR IN THE DETERMINATION OR CALCULATION OF THE EQUATION BY OR THE CONSIDERATION INTO WHICH THIS SUB-FUND IS REDEEMABLE. FURTHERMORE, NONE OF THE MSCI PARTIES HAS ANY OBLIGATION OR LIABILITY TO THE ISSUER OR OWNERS OF THIS SUB-FUND OR ANY OTHER PERSON OR ENTITY IN CONNECTION WITH THE ADMINISTRATION, MARKETING OR OFFERING OF THIS SUB-FUND.

ALTHOUGH MSCI SHALL OBTAIN INFORMATION FOR INCLUSION IN OR FOR USE IN THE CALCULATION OF THE MSCI INDICES FROM SOURCES THAT MSCI CONSIDERS RELIABLE, NONE OF THE MSCI PARTIES WARRANTS OR GUARANTEES THE ORIGINALITY, ACCURACY AND/OR THE COMPLETENESS OF ANY MSCI INDEX OR ANY DATA INCLUDED THEREIN. NONE OF THE MSCI PARTIES MAKES ANY WARRANTY, EXPRESS OR IMPLIED, AS TO RESULTS TO BE OBTAINED BY THE ISSUER OF THE SUB-FUND, OWNERS OF THE SUB-FUND, OR ANY OTHER PERSON OR ENTITY, FROM THE USE OF ANY MSCI INDEX OR ANY DATA INCLUDED THEREIN. NONE OF THE MSCI PARTIES SHALL HAVE ANY LIABILITY FOR ANY ERRORS, OMISSIONS OR INTERRUPTIONS OF OR IN CONNECTION WITH ANY MSCI INDEX OR ANY DATA INCLUDED THEREIN. FURTHERMORE, NONE OF THE MSCI PARTIES MAKES ANY EXPRESS OR IMPLIED WARRANTIES OF ANY KIND, AND THE MSCI PARTIES HEREBY EXPRESSLY DISCLAIM ALL WARRANTIES OF MERCHANTABILITY AND FITNESS FOR A PARTICULAR PURPOSE, WITH RESPECT TO EACH MSCI INDEX AND ANY DATA INCLUDED THEREIN. WITHOUT LIMITING ANY OF THE FOREGOING, IN NO EVENT SHALL ANY OF THE MSCI PARTIES HAVE ANY LIABILITY FOR ANY DIRECT, INDIRECT, SPECIAL, PUNITIVE, CONSEQUENTIAL OR ANY OTHER DAMAGES (INCLUDING LOST PROFITS) EVEN IF NOTIFIED OF THE POSSIBILITY OF SUCH DAMAGES.

# AMUNDI INDEX MSCI PACIFIC EX JAPAN SRI PAB

## Objective and Investment Policy

### Objective

To track the performance of MSCI Pacific ex Japan SRI Filtered PAB Index (the "Index"), and to minimize the tracking error between the net asset value of the sub-fund and the performance of the Index.

The sub-fund is a financial product that promotes among other characteristics ESG characteristics pursuant to Article 8 of the Disclosure Regulation, as further described in Annex 1 - ESG Related Disclosures to this Prospectus.

### Index Description

- General description of the Index

MSCI Pacific ex Japan SRI Filtered PAB Index is an equity index based on the MSCI Pacific ex Japan index representative of the large and mid-cap stocks across 4 of 5 developed markets countries of the Pacific region, excluding Japan (as of November 2021) (the "Parent Index"). The Index provides exposure to companies with outstanding Environmental, Social and Governance (ESG) ratings and excludes companies whose products have negative social or environmental impacts. Additionally, the Index aims to represent the performance of a strategy that reweights securities based upon the opportunities and risks associated with the climate transition to meet the EU Paris-aligned benchmark (EU PAB) regulation minimum requirements.

The Index is a Net Total Return Index : dividends net of tax paid by the index constituents are included in the Index return.

- Index currency: Euro
- Index Composition

MSCI Pacific ex Japan SRI Filtered PAB Index is constructed by applying a combination of values based exclusions and a best-in-class selection process to companies in the regional indexes that make up the Parent Index and to meet the EU Paris-aligned benchmark (EU PAB) regulation minimum requirements, as further described in Annex 1 - ESG Related Disclosures to this Prospectus.

- Index Revision

The Index rebalancing is planned quarterly.

- Index Publication

The Index is calculated and published by MSCI ("MSCI").

MSCI official indices are calculated using:

- the official closing prices of the stock exchanges on which the component securities are traded;
- the WM Reuters closing (16:00 GMT) exchange rates.

MSCI Pacific ex Japan SRI Filtered PAB Index value is available via Bloomberg. At the date of the prospectus, the ticker is: MXPJSXNE

The performance tracked is the closing price of the MSCI Pacific ex Japan SRI Filtered PAB Index.

MSCI index methodology, composition, revision rules and additional information concerning the Index underlying components are available on [msci.com](https://www.msci.com)

## Management Process

The exposure to the Index will be achieved through a direct replication, mainly by making direct investments in transferable securities and/or other eligible assets representing the Index constituents in a proportion extremely close to their proportion in the Index.

The sub-fund integrates sustainability risks and takes into account principal adverse impacts of investments on sustainability factors in its investment process as outlined in more detail in section "Sustainable Investing" of this prospectus and will not hold any securities of companies involved in the production or sale of controversial weapons, or companies in breach of international conventions on Human or Labor Rights, or companies involved in controversial industries: tobacco, thermal coal, nuclear weapons or unconventional oil & gas as defined in "Replication Methods".

**German Investment Tax Act** : At least 60% of the sub-fund's net asset value is continuously invested in equities listed on a stock exchange or traded on an organized market. For the sake of clarity investments in Real Estate Investment Trusts (as such term is defined by the German Ministry of Finance) and UCITS or UCIs are not included in this percentage.

### Tracking Error

The tracking error measures the volatility of the difference between the return of the sub-fund and the return of the Index. In normal market conditions, it is anticipated that the sub-fund will track the performance of the Index with a tracking error of up to 1%. The return, used to compute the tracking error of the sub-fund, is determined before taking into account any swing pricing mechanism.

### Techniques and instruments on securities and Derivatives

In order to deal with inflows and outflows and also with some local market specificities (market access and liquidity, local tax); the Investment Manager will be able to combine the direct replication with a replication through derivatives such as amongst other futures. In case of such replication, the sub-fund may hold deposits while keeping full exposure to the Index.

The sub-fund may enter into any efficient portfolio management techniques and instruments relating to transferable securities and money market instruments, such as securities lending and borrowing, reverse purchase agreement and repurchase agreement for the purposes of efficient portfolio management as described and in compliance with sections "Techniques and Instruments on Securities Financing Transactions" and "Replication Methods" of this prospectus. In particular, such techniques and instruments may be used in order to generate additional income.

The maximum and expected proportions of the sub-fund's assets that can be subject to SFT and TRS are disclosed in the table "USE OF SECURITIES FINANCING TRANSACTIONS AND TOTAL RETURN SWAPS".

**Sub-fund base currency** : Euro

### Investment Manager

Amundi Japan Ltd

## Main Risks

See "Risk Descriptions" for more information.

### Risks of ordinary market conditions

The Fund has high volatility due to its exposure to equity markets

Currency	Investment fund
Derivatives	Management
Emerging Market	Market
Equity	Sustainable Investment
Index replication	Use of techniques and Instruments

Listing market liquidity (ETF share class)

### Risks of unusual market conditions

Counterparty	Liquidity
Operational	Standard practices

**Risk management method** : Commitment

## Planning Your Investment

Designed for Investors who understand the risks of the sub-fund and plan to invest for at least 5 years.

The sub-fund may appeal to investors who:

- are interested in investment growth in the long term
- are looking to replicate the performance of the Index while accepting its associated risks and volatility

**Business day** Any day that is a day when Euronext Paris is fully open.

**Transaction Day** Requests received and accepted by 14:00 CET on a Business day will ordinarily be processed on the NAV of the first following day that is a business day and also a full bank business day in Australia market, and in Hong-Kong market. Transaction settlement will occur within two Business days after the relevant transaction day.

In addition, technical net asset values ("T-NAV") may be calculated and published for any calendar day (excluding Saturdays and Sundays) that is neither a business day nor a transaction day. These T-NAV are merely indicative and will not be the basis for purchasing, switching, redeeming and/or transferring shares.

**NAV publication Day :** Transaction Day +1

**Switching in/out** Permitted

## MAIN SHARE CLASSES AND FEES

Share class	Currency	Min initial Investment*	Fees for share transactions		Annual fees	
			Purchase (max)	Switch (max)	Management (max)	Administration (max)
AE	EUR	-	4.50%	1.00%	0.15%	0.15%
IE	EUR	USD 500,000	2.50%	1.00%	0.10%	0.10%
UCITS ETF DR - EUR	EUR	USD 1,000,000	3.00%	1.00%	0.35%	0.10%
UCITS ETF DR - USD	USD	USD 1,000,000	3.00%	1.00%	0.10%	0.10%

See section "Notes on sub-fund Costs" in the prospectus. Other share classes may be available. For a current listing of available classes, go to [amundi.lu/amundi-index-solutions](http://amundi.lu/amundi-index-solutions)

\* Those minimums are applied in USD or in the equivalent amount, in the relevant share class currency.

## Index provider disclaimer

AMUNDI INDEX MSCI PACIFIC EX JAPAN SRI PAB (THE "SUB-FUND") IS NOT SPONSORED, ENDORSED, SOLD OR PROMOTED BY MSCI INC. ("MSCI"), ANY OF ITS AFFILIATES, ANY OF ITS INFORMATION PROVIDERS OR ANY THIRD PARTY INVOLVED IN, OR RELATED TO, COMPILING OR CREATING ANY MSCI INDEX (COLLECTIVELY, THE "MSCI PARTIES"). THE MSCI INDICES ARE THE EXCLUSIVE PROPERTY OF MSCI AND ARE SERVICE MARKS OF MSCI OR ITS AFFILIATES. THE MSCI INDICES HAVE BEEN LICENSED FOR USE FOR CERTAIN PURPOSES BY AMUNDI. NONE OF THE MSCI PARTIES MAKES ANY REPRESENTATION OR WARRANTY, EXPRESS OR IMPLIED, TO THE ISSUER OR OWNERS OF THIS SUB-FUND OR ANY OTHER PERSON OR ENTITY REGARDING THE ADVISABILITY OF INVESTING IN SUB-FUNDS GENERALLY OR IN THIS PARTICULAR SUB-FUND OR THE ABILITY OF ANY MSCI INDEX TO TRACK CORRESPONDING STOCK MARKET PERFORMANCE. MSCI OR ITS AFFILIATES ARE THE LICENSORS OF CERTAIN TRADEMARKS, SERVICE MARKS AND TRADE NAMES AND OF THE MSCI INDICES WHICH ARE DETERMINED, COMPOSED AND CALCULATED BY MSCI WITHOUT REGARD TO AMUNDI OR THIS SUB-FUND OR THIS SUB-FUND'S UNITHOLDERS OR ANY OTHER PERSON OR ENTITY.

NONE OF THE MSCI PARTIES HAS ANY OBLIGATION TO TAKE THE NEEDS OF THE AMUNDI, THIS SUB-FUND'S UNITHOLDERS OR ANY OTHER PERSON OR ENTITY INTO CONSIDERATION IN DETERMINING, COMPOSING OR CALCULATING THE MSCI INDICES. NONE OF THE MSCI PARTIES IS RESPONSIBLE FOR OR HAS PARTICIPATED IN DETERMINATION OF THE TIMING OF, PRICES AT, OR QUANTITIES OF THIS SUB-FUND TO BE ISSUED OR IN THE DETERMINATION OR CALCULATION OF THE EQUATION BY OR THE CONSIDERATION INTO WHICH THIS SUB-FUND IS REDEEMABLE. FURTHERMORE, NONE OF THE MSCI PARTIES HAS ANY OBLIGATION OR LIABILITY TO THE ISSUER OR OWNERS OF THIS SUB-FUND OR ANY OTHER PERSON OR ENTITY IN CONNECTION WITH THE ADMINISTRATION, MARKETING OR OFFERING OF THIS SUB-FUND.

ALTHOUGH MSCI SHALL OBTAIN INFORMATION FOR INCLUSION IN OR FOR USE IN THE CALCULATION OF THE MSCI INDICES FROM SOURCES THAT MSCI CONSIDERS RELIABLE, NONE OF THE MSCI PARTIES WARRANTS OR GUARANTEES THE ORIGINALITY, ACCURACY AND/OR THE COMPLETENESS OF ANY MSCI INDEX OR ANY DATA INCLUDED THEREIN. NONE OF THE MSCI PARTIES MAKES ANY WARRANTY, EXPRESS OR IMPLIED, AS TO RESULTS TO BE OBTAINED BY THE ISSUER OF THE SUB-FUND, OWNERS OF THE SUB-FUND, OR ANY OTHER PERSON OR ENTITY, FROM THE USE OF ANY MSCI INDEX OR ANY DATA INCLUDED THEREIN. NONE OF THE MSCI PARTIES SHALL HAVE ANY LIABILITY FOR ANY ERRORS, OMISSIONS OR INTERRUPTIONS OF OR IN CONNECTION WITH ANY MSCI INDEX OR ANY DATA INCLUDED THEREIN. FURTHERMORE, NONE OF THE MSCI PARTIES MAKES ANY EXPRESS OR IMPLIED WARRANTIES OF ANY KIND, AND THE MSCI PARTIES HEREBY EXPRESSLY DISCLAIM ALL WARRANTIES OF MERCHANTABILITY AND FITNESS FOR A PARTICULAR PURPOSE, WITH RESPECT TO EACH MSCI INDEX AND ANY DATA INCLUDED THEREIN. WITHOUT LIMITING ANY OF THE FOREGOING, IN NO EVENT SHALL ANY OF THE MSCI PARTIES HAVE ANY LIABILITY FOR ANY DIRECT, INDIRECT, SPECIAL, PUNITIVE, CONSEQUENTIAL OR ANY OTHER DAMAGES (INCLUDING LOST PROFITS) EVEN IF NOTIFIED OF THE POSSIBILITY OF SUCH DAMAGES.

## Objective and Investment Policy

### Objective

To track the performance of MSCI USA SRI Filtered PAB Index ("the Index"), and to minimize the tracking error between the net asset value of the sub-fund and the performance of the Index.

The sub-fund is a financial product that promotes among other characteristics ESG characteristics pursuant to Article 8 of the Disclosure Regulation, as further described in Annex 1 - ESG Related Disclosures to this Prospectus.

### Index Description

- General description of the Index

MSCI USA SRI Filtered PAB Index is an equity index based on the MSCI USA index representative of the large and mid-cap stocks of the US market (the "Parent Index"). The Index provides exposure to companies with outstanding Environmental, Social and Governance (ESG) ratings and excludes companies whose products have negative social or environmental impacts. Additionally, the Index aims to represent the performance of a strategy that reweights securities based upon the opportunities and risks associated with the climate transition to meet the EU Paris-aligned benchmark (EU PAB) regulation minimum requirements.

The Index is a Net Total Return Index: dividends net of tax paid by the Index constituents are included in the Index return.

- Index currency: US Dollar
- Index Composition

MSCI USA SRI Filtered PAB Index is constructed by applying a combination of values based exclusions and a best-in-class selection process to companies in the Parent Index and to meet the EU Paris-aligned benchmark (EU PAB) regulation minimum requirements, as further described in Annex 1 - ESG Related Disclosures to this Prospectus.

- Index Revision

The Index rebalancing is planned quarterly.

- Index Publication

The Index is calculated and published by MSCI ("MSCI").

MSCI official indices are calculated using:

- the official closing prices of the stock exchanges on which the component securities are traded;
- the WM Reuters closing (16:00 GMT) exchange rates.

MSCI USA SRI Filtered PAB Index value is available via Bloomberg. At the date of the prospectus, the ticker is: MXUSSXNU

The performance tracked is the closing price of the MSCI USA SRI Filtered PAB Index .

MSCI index methodology, composition, revision rules and additional information concerning the Index underlying components are available on [msci.com](https://www.msci.com)

## Management Process

The exposure to the Index will be achieved through a Direct Replication, mainly by making direct investments in transferable securities and/or other eligible assets representing the Index constituents in a proportion extremely close to their proportion in the Index.

The sub-fund integrates sustainability risks and takes into account principal adverse impacts of investments on sustainability factors in its investment process as outlined in more detail in section "Sustainable Investing" of this prospectus and will not hold any securities of companies involved in the production or sale of controversial weapons, or companies in breach of international conventions on Human or Labor Rights, or companies involved in controversial industries: tobacco, thermal coal, nuclear weapons or unconventional oil & gas as defined in "Replication Methods".

**German Investment Tax Act** : At least 60% of the sub-fund's net asset value is continuously invested in equities listed on a stock exchange or traded on an organized market. For the sake of clarity investments in Real Estate Investment Trusts (as such term is defined by the German Ministry of Finance) and UCITS or UCIs are not included in this percentage.

### Tracking Error

The tracking error measures the volatility of the difference between the return of the sub-fund and the return of the Index. In normal market conditions, it is anticipated that the sub-fund will track the performance of the Index with a tracking error of up to 1%. The return, used to compute the tracking error of the sub-fund, is determined before taking into account any swing pricing mechanism.

### Techniques and instruments on securities and Derivatives

In order to deal with inflows and outflows and also with some local market specificities (market access and liquidity, local tax); the Investment Manager will be able to combine the direct replication with a replication through derivatives such as amongst other futures. In case of such replication, the sub-fund may hold deposits while keeping full exposure to the Index.

The sub-fund may enter into any efficient portfolio management techniques and instruments relating to transferable securities and money market instruments, such as securities lending and borrowing, reverse purchase agreement and repurchase agreement for the purposes of efficient portfolio management as described and in compliance with sections "Techniques and Instruments on Securities Financing Transactions" and "Replication Methods" of this prospectus. In particular, such techniques and instruments may be used in order to generate additional income.

The maximum and expected proportions of the sub-fund's assets that can be subject to SFT and TRS are disclosed in the table "USE OF SECURITIES FINANCING TRANSACTIONS AND TOTAL RETURN SWAPS".

**Sub-fund base currency** : US Dollar

### Investment Manager

Amundi Asset Management

## Main Risks

See "Risk Descriptions" for more information.

### Risks of ordinary market conditions

The Fund has high volatility due to its exposure to equity markets

Currency	Management
Derivatives	Market
Equity	Sustainable Investment
Index replication	Use of techniques and Instruments
Investment fund	
Listing market liquidity (ETF share class)	

### Risks of unusual market conditions

Counterparty	Liquidity
Operational	Standard practices

**Risk management method**                      Commitment

## Planning Your Investment

Designed for Investors who understand the risks of the sub-fund and plan to invest for at least 5 years.

The sub-fund may appeal to investors who:

- are interested in investment growth in the long term
- are looking to replicate the performance of the Index while accepting its associated risks and volatility

**Business day** Any day that is a day when Euronext Paris is fully open.

**Transaction Day** Requests received and accepted by 14:00 CET on a Business day will ordinarily be processed on the NAV of the first business day (including the business day when the relevant requests are received) that is also a full bank business day in USA market. Transaction settlement will occur within two Business days after the relevant transaction day.

In addition, technical net asset values ("T-NAV") may be calculated and published for any calendar day (excluding Saturdays and Sundays) that is neither a business day nor a transaction day. These T-NAV are merely indicative and will not be the basis for purchasing, switching, redeeming and/or transferring shares.

**NAV publication Day :**      **Transaction Day +1**

**Switching in/out**                      Permitted

## MAIN SHARE CLASSES AND FEES

Share class	Currency	Min initial Investment*	Fees for share transactions		Annual fees	
			Purchase (max)	Switch (max)	Management (max)	Administration (max)
AE	USD	-	4.50%	1.00%	0.20%	0.15%
IE	EUR	USD 500,000	2.50%	1.00%	0.13%	0.05%
UCITS ETF DR	EUR	USD 1,000,000	3.00%	1.00%	0.08%	0.10%

See section "Notes on sub-fund Costs" in the prospectus. Other share classes may be available. For a current listing of available classes, go to [amundi.lu/amundi-index-solutions](http://amundi.lu/amundi-index-solutions)

\* Those minimums are applied in USD or in the equivalent amount, in the relevant share class currency.

## Index provider disclaimer

AMUNDI INDEX MSCI USA SRI PAB (THE "SUB-FUND") IS NOT SPONSORED, ENDORSED, SOLD OR PROMOTED BY MSCI INC. ("MSCI"), ANY OF ITS AFFILIATES, ANY OF ITS INFORMATION PROVIDERS OR ANY THIRD PARTY INVOLVED IN, OR RELATED TO, COMPILING OR CREATING ANY MSCI INDEX (COLLECTIVELY, THE "MSCI PARTIES"). THE MSCI INDICES ARE THE EXCLUSIVE PROPERTY OF MSCI AND ARE SERVICE MARKS OF MSCI OR ITS AFFILIATES. THE MSCI INDICES HAVE BEEN LICENSED FOR USE FOR CERTAIN PURPOSES BY AMUNDI. NONE OF THE MSCI PARTIES MAKES ANY REPRESENTATION OR WARRANTY, EXPRESS OR IMPLIED, TO THE ISSUER OR OWNERS OF THIS SUB-FUND OR ANY OTHER PERSON OR ENTITY REGARDING THE ADVISABILITY OF INVESTING IN SUB-FUNDS GENERALLY OR IN THIS PARTICULAR SUB-FUND OR THE ABILITY OF ANY MSCI INDEX TO TRACK CORRESPONDING STOCK MARKET PERFORMANCE. MSCI OR ITS AFFILIATES ARE THE LICENSORS OF CERTAIN TRADEMARKS, SERVICE MARKS AND TRADE NAMES AND OF THE MSCI INDICES WHICH ARE DETERMINED, COMPOSED AND CALCULATED BY MSCI WITHOUT REGARD TO AMUNDI OR THIS SUB-FUND OR THIS SUB-FUND'S UNITHOLDERS OR ANY OTHER PERSON OR ENTITY.

NONE OF THE MSCI PARTIES HAS ANY OBLIGATION TO TAKE THE NEEDS OF THE AMUNDI, THIS SUB-FUND'S UNITHOLDERS OR ANY OTHER PERSON OR ENTITY INTO CONSIDERATION IN DETERMINING, COMPOSING OR CALCULATING THE MSCI INDICES. NONE OF THE MSCI PARTIES IS RESPONSIBLE FOR OR HAS PARTICIPATED IN DETERMINATION OF THE TIMING OF, PRICES AT, OR QUANTITIES OF THIS SUB-FUND TO BE ISSUED OR IN THE DETERMINATION OR CALCULATION OF THE EQUATION BY OR THE CONSIDERATION INTO WHICH THIS SUB-FUND IS REDEEMABLE. FURTHERMORE, NONE OF THE MSCI PARTIES HAS ANY OBLIGATION OR LIABILITY TO THE ISSUER OR OWNERS OF THIS SUB-FUND OR ANY OTHER PERSON OR ENTITY IN CONNECTION WITH THE ADMINISTRATION, MARKETING OR OFFERING OF THIS SUB-FUND.

ALTHOUGH MSCI SHALL OBTAIN INFORMATION FOR INCLUSION IN OR FOR USE IN THE CALCULATION OF THE MSCI INDICES FROM SOURCES THAT MSCI CONSIDERS RELIABLE, NONE OF THE MSCI PARTIES WARRANTS OR GUARANTEES THE ORIGINALITY, ACCURACY AND/OR THE COMPLETENESS OF ANY MSCI INDEX OR ANY DATA INCLUDED THEREIN. NONE OF THE MSCI PARTIES MAKES ANY WARRANTY, EXPRESS OR IMPLIED, AS TO RESULTS TO BE OBTAINED BY THE ISSUER OF THE SUB-FUND, OWNERS OF THE SUB-FUND, OR ANY OTHER PERSON OR ENTITY, FROM THE USE OF ANY MSCI INDEX OR ANY DATA INCLUDED THEREIN. NONE OF THE MSCI PARTIES SHALL HAVE ANY LIABILITY FOR ANY ERRORS, OMISSIONS OR INTERRUPTIONS OF OR IN CONNECTION WITH ANY MSCI INDEX OR ANY DATA INCLUDED THEREIN. FURTHERMORE, NONE OF THE MSCI PARTIES MAKES ANY EXPRESS OR IMPLIED WARRANTIES OF ANY KIND, AND THE MSCI PARTIES HEREBY EXPRESSLY DISCLAIM ALL WARRANTIES OF MERCHANTABILITY AND FITNESS FOR A PARTICULAR PURPOSE, WITH RESPECT TO EACH MSCI INDEX AND ANY DATA INCLUDED THEREIN. WITHOUT LIMITING ANY OF THE FOREGOING, IN NO EVENT SHALL ANY OF THE MSCI PARTIES HAVE ANY LIABILITY FOR ANY DIRECT, INDIRECT, SPECIAL, PUNITIVE, CONSEQUENTIAL OR ANY OTHER DAMAGES (INCLUDING LOST PROFITS) EVEN IF NOTIFIED OF THE POSSIBILITY OF SUCH DAMAGES.

# AMUNDI INDEX MSCI WORLD SRI PAB

---

## Objective and Investment Policy

### Objective

To track the performance of MSCI World SRI Filtered PAB Index ("the Index"), and to minimize the tracking error between the net asset value of the sub-fund and the performance of the Index.

The sub-fund is a financial product that promotes among other characteristics ESG characteristics pursuant to Article 8 of the Disclosure Regulation, as further described in Annex 1 - ESG Related Disclosures to this Prospectus.

### Index Description

- General description of the Index

MSCI World SRI Filtered PAB Index is an equity index based on the MSCI World index representative of the large and mid-cap stocks across 23 developed market countries (as of November 2021) (the "Parent Index"). The Index provides exposure to companies with outstanding Environmental, Social and Governance (ESG) ratings and excludes companies whose products have negative social or environmental impacts. Additionally, the Index aims to represent the performance of a strategy that reweights securities based upon the opportunities and risks associated with the climate transition to meet the EU Paris-aligned benchmark (EU PAB) regulation minimum requirements.

The Index is a Net Total Return Index : dividends net of tax paid by the index constituents are included in the Index return.

- Index currency: US Dollar
- Index Composition

MSCI World SRI Filtered PAB Index is constructed by applying a combination of values based exclusions and a best-in-class selection process to companies in the Parent Index and to meet the EU Paris-aligned benchmark (EU PAB) regulation minimum requirements, as further described in Annex 1 - ESG Related Disclosures to this Prospectus.

- Index Revision

The Index rebalancing is planned quarterly.

- Index Publication

The Index is calculated and published by MSCI ("MSCI").

MSCI official indices are calculated using:

- the official closing prices of the stock exchanges on which the component securities are traded;
- the WM Reuters closing (16:00 GMT) exchange rates.

MSCI World SRI Filtered PAB Index value is available via Bloomberg. At the date of the prospectus, the ticker is: MXWOSXNU

The performance tracked is the closing price of the MSCI World SRI Filtered PAB Index .

MSCI index methodology, composition, revision rules and additional information concerning the Index underlying components are available on [msci.com](https://www.msci.com)

## Management Process

The exposure to the Index will be achieved through a Direct Replication, mainly by making direct investments in transferable securities and/or other eligible assets representing the Index constituents in a proportion extremely close to their proportion in the Index.

The sub-fund integrates sustainability risks and takes into account principal adverse impacts of investments on sustainability factors in its investment process as outlined in more detail in section "Sustainable Investing" of this prospectus and will not hold any securities of companies involved in the production or sale of controversial weapons, or companies in breach of international conventions on Human or Labor Rights, or companies involved in controversial industries: tobacco, thermal coal, nuclear weapons or unconventional oil & gas as defined in "Replication Methods".

**German Investment Tax Act** : At least 60% of the sub-fund's net asset value is continuously invested in equities listed on a stock exchange or traded on an organized market. For the sake of clarity investments in Real Estate Investment Trusts (as such term is defined by the German Ministry of Finance) and UCITS or UCIs are not included in this percentage.

### Tracking Error

The tracking error measures the volatility of the difference between the return of the sub-fund and the return of the Index. In normal market conditions, it is anticipated that the sub-fund will track the performance of the Index with a tracking error of up to 1%. The return, used to compute the tracking error of the sub-fund, is determined before taking into account any swing pricing mechanism.

### Techniques and instruments on securities and Derivatives

In order to deal with inflows and outflows and also with some local market specificities (market access and liquidity, local tax); the Investment Manager will be able to combine the direct replication with a replication through derivatives such as amongst other futures. In case of such replication, the sub-fund may hold deposits while keeping full exposure to the Index.

The sub-fund may enter into any efficient portfolio management techniques and instruments relating to transferable securities and money market instruments, such as securities lending and borrowing, reverse purchase agreement and repurchase agreement for the purposes of efficient portfolio management as described and in compliance with sections "Techniques and Instruments on Securities Financing Transactions" and "Replication Methods" of this prospectus. In particular, such techniques and instruments may be used in order to generate additional income.

The maximum and expected proportions of the sub-fund's assets that can be subject to SFT and TRS are disclosed in the table "USE OF SECURITIES FINANCING TRANSACTIONS AND TOTAL RETURN SWAPS".

**Sub-fund base currency** : US Dollar

### Investment Manager

Amundi Asset Management

## Main Risks

See *"Risk Descriptions"* for more information.

### Risks of ordinary market conditions

The Fund has high volatility due to its exposure to equity markets

Currency	Management
Derivatives	Market
Equity	Sustainable Investment
Index replication	Use of techniques and Instruments
Investment fund	
Listing market liquidity (ETF share class)	

### Risks of unusual market conditions

Counterparty	Liquidity
Operational	Standard practices

**Risk management method** Commitment



## Planning Your Investment

Designed for Investors who understand the risks of the sub-fund and plan to invest for at least 5 years.

The sub-fund may appeal to investors who:

- are interested in investment growth in the long term
- are looking to replicate the performance of the Index while accepting its associated risks and volatility

**Business day** Any day that is a day when Euronext Paris is fully open.

**Transaction Day** Requests received and accepted by 14:00 CET on a Business day will ordinarily be processed on the NAV of the first following day that is a business day and also a full bank business day in USA market. Transaction settlement will occur within two Business days after the relevant transaction day.

In addition, technical net asset values ("T-NAV") may be calculated and published for any calendar day (excluding Saturdays and Sundays) that is neither a business day nor a transaction day. These T-NAV are merely indicative and will not be the basis for purchasing, switching, redeeming and/or transferring shares.

**NAV publication Day :** Transaction Day +1

**Switching in/out** Permitted

## MAIN SHARE CLASSES AND FEES

Share class	Currency	Min initial Investment*	Fees for share transactions		Annual fees	
			Purchase (max)	Switch (max)	Management (max)	Administration (max)
AE	USD	-	4.50%	1.00%	0.20%	0.15%
IE	EUR	USD 500,000	2.50%	1.00%	0.10%	0.10%
UCITS ETF DR	EUR	USD 1,000,000	3.00%	1.00%	0.08%	0.10%

See section "Notes on sub-fund Costs" in the prospectus. Other share classes may be available. For a current listing of available classes, go to [amundi.lu/amundi-index-solutions](http://amundi.lu/amundi-index-solutions)

\* Those minimums are applied in USD or in the equivalent amount, in the relevant share class currency.

## Index provider disclaimer

AMUNDI INDEX MSCI WORLD SRI PAB (THE "SUB-FUND") IS NOT SPONSORED, ENDORSED, SOLD OR PROMOTED BY MSCI INC. ("MSCI"), ANY OF ITS AFFILIATES, ANY OF ITS INFORMATION PROVIDERS OR ANY THIRD PARTY INVOLVED IN, OR RELATED TO, COMPILING OR CREATING ANY MSCI INDEX (COLLECTIVELY, THE "MSCI PARTIES"). THE MSCI INDICES ARE THE EXCLUSIVE PROPERTY OF MSCI AND ARE SERVICE MARKS OF MSCI OR ITS AFFILIATES. THE MSCI INDICES HAVE BEEN LICENSED FOR USE FOR CERTAIN PURPOSES BY AMUNDI. NONE OF THE MSCI PARTIES MAKES ANY REPRESENTATION OR WARRANTY, EXPRESS OR IMPLIED, TO THE ISSUER OR OWNERS OF THIS SUB-FUND OR ANY OTHER PERSON OR ENTITY REGARDING THE ADVISABILITY OF INVESTING IN SUB-FUNDS GENERALLY OR IN THIS PARTICULAR SUB-FUND OR THE ABILITY OF ANY MSCI INDEX TO TRACK CORRESPONDING STOCK MARKET PERFORMANCE. MSCI OR ITS AFFILIATES ARE THE LICENSORS OF CERTAIN TRADEMARKS, SERVICE MARKS AND TRADE NAMES AND OF THE MSCI INDICES WHICH ARE DETERMINED, COMPOSED AND CALCULATED BY MSCI WITHOUT REGARD TO AMUNDI OR THIS SUB-FUND OR THIS SUB-FUND'S UNITHOLDERS OR ANY OTHER PERSON OR ENTITY.

NONE OF THE MSCI PARTIES HAS ANY OBLIGATION TO TAKE THE NEEDS OF THE AMUNDI, THIS SUB-FUND'S UNITHOLDERS OR ANY OTHER PERSON OR ENTITY INTO CONSIDERATION IN DETERMINING, COMPOSING OR CALCULATING THE MSCI INDICES. NONE OF THE MSCI PARTIES IS RESPONSIBLE FOR OR HAS PARTICIPATED IN DETERMINATION OF THE TIMING OF, PRICES AT, OR QUANTITIES OF THIS SUB-FUND TO BE ISSUED OR IN THE DETERMINATION OR CALCULATION OF THE EQUATION BY OR THE CONSIDERATION INTO WHICH THIS SUB-FUND IS REDEEMABLE. FURTHERMORE, NONE OF THE MSCI PARTIES HAS ANY OBLIGATION OR LIABILITY TO THE ISSUER OR OWNERS OF THIS SUB-FUND OR ANY OTHER PERSON OR ENTITY IN CONNECTION WITH THE ADMINISTRATION, MARKETING OR OFFERING OF THIS SUB-FUND.

ALTHOUGH MSCI SHALL OBTAIN INFORMATION FOR INCLUSION IN OR FOR USE IN THE CALCULATION OF THE MSCI INDICES FROM SOURCES THAT MSCI CONSIDERS RELIABLE, NONE OF THE MSCI PARTIES WARRANTS OR GUARANTEES THE ORIGINALITY, ACCURACY AND/OR THE COMPLETENESS OF ANY MSCI INDEX OR ANY DATA INCLUDED THEREIN. NONE OF THE MSCI PARTIES MAKES ANY WARRANTY, EXPRESS OR IMPLIED, AS TO RESULTS TO BE OBTAINED BY THE ISSUER OF THE SUB-FUND, OWNERS OF THE SUB-FUND, OR ANY OTHER PERSON OR ENTITY, FROM THE USE OF ANY MSCI INDEX OR ANY DATA INCLUDED THEREIN. NONE OF THE MSCI PARTIES SHALL HAVE ANY LIABILITY FOR ANY ERRORS, OMISSIONS OR INTERRUPTIONS OF OR IN CONNECTION WITH ANY MSCI INDEX OR ANY DATA INCLUDED THEREIN. FURTHERMORE, NONE OF THE MSCI PARTIES MAKES ANY EXPRESS OR IMPLIED WARRANTIES OF ANY KIND, AND THE MSCI PARTIES HEREBY EXPRESSLY DISCLAIM ALL WARRANTIES OF MERCHANTABILITY AND FITNESS FOR A PARTICULAR PURPOSE, WITH RESPECT TO EACH MSCI INDEX AND ANY DATA INCLUDED THEREIN. WITHOUT LIMITING ANY OF THE FOREGOING, IN NO EVENT SHALL ANY OF THE MSCI PARTIES HAVE ANY LIABILITY FOR ANY DIRECT, INDIRECT, SPECIAL, PUNITIVE, CONSEQUENTIAL OR ANY OTHER DAMAGES (INCLUDING LOST PROFITS) EVEN IF NOTIFIED OF THE POSSIBILITY OF SUCH DAMAGES.

# AMUNDI MSCI UK IMI SRI PAB

## Objective and Investment Policy

### Objective

To track the performance of MSCI UK IMI SRI Filtered PAB Index (the "Index"), and to minimize the tracking error between the net asset value of the sub-fund and the performance of the Index.

The sub-fund is a financial product that promotes among other characteristics ESG characteristics pursuant to Article 8 of the Disclosure Regulation, as further described in Annex 1 - ESG Related Disclosures to this Prospectus.

### Index Description

- General description of the Index

MSCI UK IMI SRI Filtered PAB Index is an equity index based on the MSCI United Kingdom IMI Index representative of the large, mid and small-cap securities of the UK market ("Parent Index"). The Index provides exposure to companies that have the highest Environmental, Social and Governance (ESG) rating in each sector of the Parent Index and excludes companies whose products have negative social or environmental impacts. Additionally, the Index aims to represent the performance of a strategy that reweights securities based upon the opportunities and risks associated with the climate transition to meet the EU Paris-aligned benchmark (EU PAB) regulation minimum requirements.

The Index is a Net Total Return Index : dividends net of tax paid by the index constituents are included in the Index return.

- Index currency: Sterling pound
- Index Composition

MSCI UK IMI SRI Filtered PAB Index is constructed by applying a combination of values based exclusions and a best-in-class selection process to companies in the Parent Index and to meet the EU Paris-aligned benchmark (EU PAB) regulation minimum requirements, as further described in Annex 1 - ESG Related Disclosures to this Prospectus.

- Index Revision

The Index rebalancing is planned quarterly.

- Index Publication

The Index is calculated and published by MSCI ("MSCI").

MSCI official indices are calculated using:

- the official closing prices of the stock exchanges on which the component securities are traded;
- the WM Reuters closing (16:00 GMT) exchange rates.

MSCI UK IMI SRI Filtered PAB Index value is available via Bloomberg. At the date of the prospectus, the ticker is: MXGBISNG

The performance tracked is the closing price of the MSCI UK IMI SRI Filtered PAB Index .

MSCI index methodology, composition, revision rules and additional information concerning the Index underlying components are available on [msci.com](https://www.msci.com)

## Management Process

The exposure to the Index will be achieved through a direct replication, mainly by making direct investments in transferable securities and/or other eligible assets representing the Index constituents in a proportion extremely close to their proportion in the Index.

The sub-fund integrates sustainability risks and takes into account principal adverse impacts of investments on sustainability factors in its investment process as outlined in more detail in section "Sustainable Investing" of this prospectus and will not hold any securities of companies involved in the production or sale of controversial weapons, or companies in breach of international conventions on Human or Labor Rights, or companies involved in controversial industries: tobacco, thermal coal, nuclear weapons or unconventional oil & gas as defined in "Replication Methods".

**German Investment Tax Act :** At least 60% of the sub-fund's net asset value is continuously invested in equities listed on a stock exchange or traded on an organized market. For the sake of clarity investments in Real Estate Investment Trusts (as such term is defined by the German Ministry of Finance) and UCITS or UCIs are not included in this percentage.

### Tracking Error

The tracking error measures the volatility of the difference between the return of the sub-fund and the return of the Index. In normal market conditions, it is anticipated that the sub-fund will track the performance of the Index with a tracking error of up to 1%. The return, used to compute the tracking error of the sub-fund, is determined before taking into account any swing pricing mechanism.

### Techniques and instruments on securities and Derivatives

In order to deal with inflows and outflows and also with some local market specificities (market access and liquidity, local tax); the Investment Manager will be able to combine the direct replication with a replication through derivatives such as amongst other futures. In case of such replication, the sub-fund may hold deposits while keeping full exposure to the Index.

The sub-fund may enter into any efficient portfolio management techniques and instruments relating to transferable securities and money market instruments, such as securities lending and borrowing, reverse purchase agreement and repurchase agreement for the purposes of efficient portfolio management as described and in compliance with sections "Techniques and Instruments on Securities Financing Transactions" and "Replication Methods" of this prospectus. In particular, such techniques and instruments may be used in order to generate additional income.

The maximum and expected proportions of the sub-fund's assets that can be subject to SFT and TRS are disclosed in the table "USE OF SECURITIES FINANCING TRANSACTIONS AND TOTAL RETURN SWAPS".

**Sub-fund base currency :** Euro

### Investment Manager

Amundi Asset Management

## Main Risks

See "Risk Descriptions" for more information.

### Risks of ordinary market conditions

The Fund has high volatility due to its exposure to equity markets

Currency	Management
Derivatives	Market
Equity	Small and mid-cap stock
Index replication	Sustainable Investment
Investment fund	Use of techniques and Instruments
Listing market liquidity (ETF share class)	

### Risks of unusual market conditions

Counterparty	Liquidity
Operational	Standard practices
<b>Risk management method</b>	<b>Commitment</b>

## Planning Your Investment

Designed for Investors who understand the risks of the sub-fund and plan to invest for at least 5 years.

The sub-fund may appeal to investors who:

- are interested in investment growth in the long term
- are looking to replicate the performance of the Index while accepting its associated risks and volatility

**Business day** Any day that is a day when Euronext Paris is fully open.

**Transaction Day** Requests received and accepted by 14:00 CET on a Business day will ordinarily be processed on the NAV of the first business day (including the business day when the relevant requests are received) that is also a full bank business day in United Kingdom market. Transaction settlement will occur within two Business days after the relevant transaction day.

In addition, technical net asset values ("T-NAV") may be calculated and published for any calendar day (excluding Saturdays and Sundays) that is neither a business day nor a transaction day. These T-NAV are merely indicative and will not be the basis for purchasing, switching, redeeming and/or transferring shares.

**NAV publication Day :** Transaction Day +1

**Switching in/out** Permitted

## MAIN SHARE CLASSES AND FEES

Share class	Currency	Min initial Investment*	Fees for share transactions		Annual fees	
			Purchase (max)	Switch (max)	Management (max)	Administration (max)
UCITS ETF DR - EUR	EUR	USD 1,000,000	3.00%	1.00%	0.08%	0.10%
UCITS ETF DR - GBP	GBP	USD 1,000,000	3.00%	1.00%	0.08%	0.10%

See section "Notes on sub-fund Costs" in the prospectus. Other share classes may be available. For a current listing of available classes, go to [amundi.lu/amundi-index-solutions](http://amundi.lu/amundi-index-solutions)

\* Those minimums are applied in USD or in the equivalent amount, in the relevant share class currency.

## Index provider disclaimer

AMUNDI MSCI UK IMI SRI PAB (THE "SUB-FUND") IS NOT SPONSORED, ENDORSED, SOLD OR PROMOTED BY MSCI INC. ("MSCI"), ANY OF ITS AFFILIATES, ANY OF ITS INFORMATION PROVIDERS OR ANY THIRD PARTY INVOLVED IN, OR RELATED TO, COMPILING OR CREATING ANY MSCI INDEX (COLLECTIVELY, THE "MSCI PARTIES"). THE MSCI INDICES ARE THE EXCLUSIVE PROPERTY OF MSCI AND ARE SERVICE MARKS OF MSCI OR ITS AFFILIATES. THE MSCI INDICES HAVE BEEN LICENSED FOR USE FOR CERTAIN PURPOSES BY AMUNDI. NONE OF THE MSCI PARTIES MAKES ANY REPRESENTATION OR WARRANTY, EXPRESS OR IMPLIED, TO THE ISSUER OR OWNERS OF THIS SUB-FUND OR ANY OTHER PERSON OR ENTITY REGARDING THE ADVISABILITY OF INVESTING IN SUB-FUNDS GENERALLY OR IN THIS PARTICULAR SUB-FUND OR THE ABILITY OF ANY MSCI INDEX TO TRACK CORRESPONDING STOCK MARKET PERFORMANCE. MSCI OR ITS AFFILIATES ARE THE LICENSORS OF CERTAIN TRADEMARKS, SERVICE MARKS AND TRADE NAMES AND OF THE MSCI INDICES WHICH ARE DETERMINED, COMPOSED AND CALCULATED BY MSCI WITHOUT REGARD TO AMUNDI OR THIS SUB-FUND OR THIS SUB-FUND'S UNITHOLDERS OR ANY OTHER PERSON OR ENTITY.

NONE OF THE MSCI PARTIES HAS ANY OBLIGATION TO TAKE THE NEEDS OF THE AMUNDI, THIS SUB-FUND'S UNITHOLDERS OR ANY OTHER PERSON OR ENTITY INTO CONSIDERATION IN DETERMINING, COMPOSING OR CALCULATING THE MSCI INDICES. NONE OF THE MSCI PARTIES IS RESPONSIBLE FOR OR HAS PARTICIPATED IN DETERMINATION OF THE TIMING OF, PRICES AT, OR QUANTITIES OF THIS SUB-FUND TO BE ISSUED OR IN THE DETERMINATION OR CALCULATION OF THE EQUATION BY OR THE CONSIDERATION INTO WHICH THIS SUB-FUND IS REDEEMABLE. FURTHERMORE, NONE OF THE MSCI PARTIES HAS ANY OBLIGATION OR LIABILITY TO THE ISSUER OR OWNERS OF THIS SUB-FUND OR ANY OTHER PERSON OR ENTITY IN CONNECTION WITH THE ADMINISTRATION, MARKETING OR OFFERING OF THIS SUB-FUND.

ALTHOUGH MSCI SHALL OBTAIN INFORMATION FOR INCLUSION IN OR FOR USE IN THE CALCULATION OF THE MSCI INDICES FROM SOURCES THAT MSCI CONSIDERS RELIABLE, NONE OF THE MSCI PARTIES WARRANTS OR GUARANTEES THE ORIGINALITY, ACCURACY AND/OR THE COMPLETENESS OF ANY MSCI INDEX OR ANY DATA INCLUDED THEREIN. NONE OF THE MSCI PARTIES MAKES ANY WARRANTY, EXPRESS OR IMPLIED, AS TO RESULTS TO BE OBTAINED BY THE ISSUER OF THE SUB-FUND, OWNERS OF THE SUB-FUND, OR ANY OTHER PERSON OR ENTITY, FROM THE USE OF ANY MSCI INDEX OR ANY DATA INCLUDED THEREIN. NONE OF THE MSCI PARTIES SHALL HAVE ANY LIABILITY FOR ANY ERRORS, OMISSIONS OR INTERRUPTIONS OF OR IN CONNECTION WITH ANY MSCI INDEX OR ANY DATA INCLUDED THEREIN. FURTHERMORE, NONE OF THE MSCI PARTIES MAKES ANY EXPRESS OR IMPLIED WARRANTIES OF ANY KIND, AND THE MSCI PARTIES HEREBY EXPRESSLY DISCLAIM ALL WARRANTIES OF MERCHANTABILITY AND FITNESS FOR A PARTICULAR PURPOSE, WITH RESPECT TO EACH MSCI INDEX AND ANY DATA INCLUDED THEREIN. WITHOUT LIMITING ANY OF THE FOREGOING, IN NO EVENT SHALL ANY OF THE MSCI PARTIES HAVE ANY LIABILITY FOR ANY DIRECT, INDIRECT, SPECIAL, PUNITIVE, CONSEQUENTIAL OR ANY OTHER DAMAGES (INCLUDING LOST PROFITS) EVEN IF NOTIFIED OF THE POSSIBILITY OF SUCH DAMAGES.

## Objective and Investment Policy

### Objective

To track the performance of DAX 50 ESG Index (the "Index"), and to minimize the tracking error between the net asset value of the sub-fund and the performance of the Index.

The sub-fund is a financial product that promotes among other characteristics ESG characteristics pursuant to Article 8 of the Disclosure Regulation, as further described in Annex 1 - ESG Related Disclosures to this Prospectus.

### Index Description

- General description of the Index

The DAX 50 ESG tracks the performance of the 50 largest stocks that have comparably good performance based on their Environmental, Social and Governance criteria. The Index is composed of securities included in the HDAX index which is representative of the large and medium-sized companies traded on the German equity market and having their legal or operating headquarter located in Germany.

The HDAX universe is the joint set of companies included in the DAX (Germany's blue-chip index tracking the performance of the 40 largest companies on the German stock market in terms of market capitalization and turnover rate), the MDAX (comprising the 50 next-largest companies after the DAX in terms of market capitalization and turnover) and the TecDAX (comprising the 30 largest and most liquid tech securities in terms of market capitalization and turnover) indexes.

The Index is a Net Total Return Index : dividends net of tax paid by the index constituents are included in the Index return.

- Index currency: Euro
- Index Composition

The universe of the Index is defined by all stocks included in the HDAX Index, as further described in Annex 1 - ESG Related Disclosures to this Prospectus.

- Index Revision

The Index rebalancing is planned quarterly.

- Index Publication

The Index is calculated and published by STOXX .

DAX 50 ESG Index value is available via Bloomberg. At the date of the prospectus, the ticker is: DAXESGN

The performance tracked is the closing price of the DAX 50 ESG Index.

STOXX index methodology, composition, revision rules and additional information concerning the Index underlying components are available on [stoxx.com](http://stoxx.com)

## Management Process

The exposure to the Index will be achieved through a direct replication, mainly by making direct investments in transferable securities and/or other eligible assets representing the Index constituents in a proportion extremely close to their proportion in the Index.

The sub-fund integrates sustainability risks and takes into account principal adverse impacts of investments on sustainability factors in its investment process as outlined in more detail in section "Sustainable Investing" of this prospectus and will not hold any securities of companies involved in the production or sale of controversial weapons, or companies in breach of international conventions on Human or Labor Rights, or companies involved in controversial industries: tobacco, thermal coal, nuclear weapons or unconventional oil & gas as defined in "Replication Methods".

**Plan d'Epargne en Actions (PEA) :** Eligible

**German Investment Tax Act :** At least 65% of the sub-fund's net asset value is continuously invested in equities listed on a stock exchange or traded on an organized market. For the sake of clarity investments in Real Estate Investment Trusts (as such term is defined by the German Ministry of Finance) and UCITS or UCIs are not included in this percentage.

### Tracking Error

The tracking error measures the volatility of the difference between the return of the sub-fund and the return of the Index. In normal market conditions, it is anticipated that the sub-fund will track the performance of the Index with a tracking error of up to 1%. The return, used to compute the tracking error of the sub-fund, is determined before taking into account any swing pricing mechanism.

### Techniques and instruments on securities and Derivatives

In order to deal with inflows and outflows and also with some local market specificities (market access and liquidity, local tax); the Investment Manager will be able to combine the direct replication with a replication through derivatives such as amongst other futures. In case of such replication, the sub-fund may hold deposits while keeping full exposure to the Index.

The sub-fund may enter into any efficient portfolio management techniques and instruments relating to transferable securities and money market instruments, such as securities lending and borrowing, reverse purchase agreement and repurchase agreement for the purposes of efficient portfolio management as described and in compliance with sections "Techniques and Instruments on Securities Financing Transactions" and "Replication Methods" of this prospectus. In particular, such techniques and instruments may be used in order to generate additional income.

The maximum and expected proportions of the sub-fund's assets that can be subject to SFT and TRS are disclosed in the table "USE OF SECURITIES FINANCING TRANSACTIONS AND TOTAL RETURN SWAPS".

**Sub-fund base currency :** Euro

### Investment Manager

Amundi Asset Management

## Main Risks

See "Risk Descriptions" for more information.

### Risks of ordinary market conditions

The Fund has high volatility due to its exposure to equity markets

Derivatives	Management
Equity	Market
Index replication	Sustainable Investment
Investment fund	Use of techniques and Instruments
Listing market liquidity (ETF share class)	

### Risks of unusual market conditions

Counterparty	Liquidity
Operational	Standard practices
<b>Risk management method</b>	Commitment

## Planning Your Investment

Designed for Investors who understand the risks of the sub-fund and plan to invest for at least 5 years.

The sub-fund may appeal to investors who:

- are interested in investment growth in the long term
- are looking to replicate the performance of the Index while accepting its associated risks and volatility

**Business day** Any day that is a day when Euronext Paris is fully open.

**Transaction Day** Requests received and accepted by 14:00 CET on a Business day will ordinarily be processed on the NAV of the first business day (including the business day when the relevant requests are received) that is also a full bank business day in Germany Market. Transaction settlement will occur within two Business days after the relevant transaction day.

In addition, technical net asset values ("T-NAV") may be calculated and published for any calendar day (excluding Saturdays and Sundays) that is neither a business day nor a transaction day. These T-NAV are merely indicative and will not be the basis for purchasing, switching, redeeming and/or transferring shares.

**NAV publication Day :** Transaction Day +1

**Switching in/out** Permitted

## MAIN SHARE CLASSES AND FEES

Share class	Currency	Min initial Investment*	Fees for share transactions		Annual fees	
			Purchase (max)	Switch (max)	Management (max)	Administration (max)
UCITS ETF DR - EUR	EUR	USD 1,000,000	3.00%	1.00%	0.05%	0.10%

See section "Notes on sub-fund Costs" in the prospectus. Other share classes may be available. For a current listing of available classes, go to [amundi.lu/amundi-index-solutions](http://amundi.lu/amundi-index-solutions)

\* Those minimums are applied in USD or in the equivalent amount, in the relevant share class currency.

## Index provider disclaimer

STOXX and its licensors (the "Licensors") have no relationship to the Amundi Asset Management, other than the licensing of the DAX 50 ESG Index® and the related trademarks for use in connection with the AMUNDI DAX 50 ESG.

STOXX and its Licensors do not:

- Sponsor, endorse, sell or promote the AMUNDI DAX 50 ESG.
- Recommend that any person invest in the AMUNDI DAX 50 ESG or any other securities.
- Have any responsibility or liability for or make any decisions about the timing, amount or pricing of AMUNDI DAX 50 ESG.
- Have any responsibility or liability for the administration, management or marketing of the AMUNDI DAX 50 ESG.
- Consider the needs of the AMUNDI DAX 50 ESG or the owners of the AMUNDI DAX 50 ESG in determining, composing or calculating the DAX 50 ESG Index or have any obligation to do so.

STOXX and its Licensors will not have any liability in connection with the AMUNDI DAX 50 ESG. Specifically,

- STOXX and its Licensors do not make any warranty, express or implied and disclaim any and all warranty about:
  - The results to be obtained by the AMUNDI DAX 50 ESG, the owner of the AMUNDI DAX 50 ESG or any other person in connection with the use of the DAX 50 ESG Index and the data included in the DAX 50 ESG Index®;
  - The accuracy or completeness of the DAX 50 ESG Index and its data;
  - The merchantability and the fitness for a particular purpose or use of the DAX 50 ESG Index® and its data;
- STOXX and its Licensors will have no liability for any errors, omissions or interruptions in the DAX 50 ESG Index® or its data;
- Under no circumstances will STOXX or its Licensors be liable for any lost profits or indirect, punitive, special or consequential damages or losses, even if STOXX or its Licensors knows that they might occur.

The licensing agreement between the Amundi Asset Management and STOXX is solely for their benefit and not for the benefit of the owners of the AMUNDI DAX 50 ESG or any other third parties.

## Objective and Investment Policy

### Objective

To track the performance of MDAX ESG+ (NR) EUR Index (the "Index"), and to minimize the tracking error between the net asset value of the sub-fund and the performance of the Index.

The sub-fund is a financial product that promotes among other characteristics ESG characteristics pursuant to Article 8 of the Disclosure Regulation, as further described in Annex 1 - ESG Related Disclosures to this Prospectus.

### Index Description

- General description of the Index

MDAX ESG+ (NR) EUR Index is an equity index based on the MDAX Index (the "Parent Index") representative of medium capitalization companies (mid-caps) in Germany from traditional sectors, including media, chemical, industry, and financial services and technology that follow the companies included in the MDAX in terms of market capitalization and order book turnover. The Index excludes companies whose products have negative social or environmental impacts, while overweighting companies with strong ESG Score. For inclusion in the MDAX ESG+, only companies that are listed on a regulated market are considered. Furthermore, the companies must demonstrate that their legal or operational base is in Germany or they must generate the bulk of their trading turnover on the Frankfurt Stock Exchange and have their head office in an EU or EFTA Member State.

The Index is a Net Total Return Index: dividends net of tax paid by the index constituents are included in the Index return.

- Index currency: Euro
- Index Composition

The MDAX ESG+ (NR) EUR index objective is to reflect the performance of the MDAX index while using ESG exclusion filters to remove at least 20% of the MDAX constituents, as further described in Annex 1 - ESG Related Disclosures to this Prospectus.

- Index Revision

The Index rebalancing is planned quarterly.

- Index Publication

The Index is calculated and published by Stoxx .

MDAX ESG+ (NR) EUR Index value is available via Bloomberg. At the date of the prospectus, the ticker is: MDXESGPN

The performance tracked is the closing price of the MDAX ESG+ (NR) EUR Index.

Stoxx index methodology, composition, revision rules and additional information concerning the Index underlying components are available on [stoxx.com](http://stoxx.com)

## Management Process

The exposure to the Index will be achieved through a direct replication, mainly by making direct investments in transferable securities and/or other eligible assets representing the Index constituents in a proportion extremely close to their proportion in the Index.

The sub-fund integrates sustainability risks and takes into account principal adverse impacts of investments on sustainability factors in its investment process as outlined in more detail in section "Sustainable Investing" of this prospectus and will not hold any securities of companies involved in the production or sale of controversial weapons, or companies in breach of international conventions on Human or Labor Rights, or companies involved in controversial industries: tobacco, thermal coal, nuclear weapons or unconventional oil & gas as defined in "Replication Methods".

**German Investment Tax Act :** At least 60% of the sub-fund's net asset value is continuously invested in equities listed on a stock exchange or traded on an organized market. For the sake of clarity investments in Real Estate Investment Trusts (as such term is defined by the German Ministry of Finance) and UCITS or UCIs are not included in this percentage.

### Tracking Error

The tracking error measures the volatility of the difference between the return of the sub-fund and the return of the Index. In normal market conditions, it is anticipated that the sub-fund will track the performance of the Index with a tracking error of up to 1%. The return, used to compute the tracking error of the sub-fund, is determined before taking into account any swing pricing mechanism.

### Techniques and instruments on securities and Derivatives

In order to deal with inflows and outflows and also with some local market specificities (market access and liquidity, local tax); the Investment Manager will be able to combine the direct replication with a replication through derivatives such as amongst other futures. In case of such replication, the sub-fund may hold deposits while keeping full exposure to the Index.

The sub-fund may enter into any efficient portfolio management techniques and instruments relating to transferable securities and money market instruments, such as securities lending and borrowing, reverse purchase agreement and repurchase agreement for the purposes of efficient portfolio management as described and in compliance with sections "Techniques and Instruments on Securities Financing Transactions" and "Replication Methods" of this prospectus. In particular, such techniques and instruments may be used in order to generate additional income.

The maximum and expected proportions of the sub-fund's assets that can be subject to SFT and TRS are disclosed in the table "USE OF SECURITIES FINANCING TRANSACTIONS AND TOTAL RETURN SWAPS".

**Sub-fund base currency :** Euro

### Investment Manager

Amundi Asset Management

## Main Risks

See "Risk Descriptions" for more information.

### Risks of ordinary market conditions

The Fund has high volatility due to its exposure to equity markets

Derivatives	Market
Equity	Small and mid-cap stock
Index replication	Volatility
Investment fund	Sustainable Investment
Management	Use of techniques and Instruments
Listing market liquidity (ETF share class)	

### Risks of unusual market conditions

Counterparty	Liquidity
Operational	Standard practices
<b>Risk management method</b>	Commitment

## Planning Your Investment

Designed for Investors who understand the risks of the sub-fund and plan to invest for at least 5 years.

The sub-fund may appeal to investors who:

- are interested in investment growth in the long term
- are looking to replicate the performance of the Index while accepting its associated risks and volatility

**Business day** Any day that is a day when Euronext Paris is fully open.

**Transaction Day** Requests received and accepted by 14:00 CET on a Business day will ordinarily be processed on the NAV of the first business day (including the business day when the relevant requests are received) that is also a full bank business day in Germany Market. Transaction settlement will occur within two Business days after the relevant transaction day.

In addition, technical net asset values ("T-NAV") may be calculated and published for any calendar day (excluding Saturdays and Sundays) that is neither a business day nor a transaction day. These T-NAV are merely indicative and will not be the basis for purchasing, switching, redeeming and/or transferring shares.

**NAV publication Day :** Transaction Day +1

**Switching in/out** Permitted

## MAIN SHARE CLASSES AND FEES

Share class	Currency	Min initial Investment*	Fees for share transactions		Annual fees	
			Purchase (max)	Switch (max)	Management (max)	Administration (max)
UCITS ETF	EUR	USD 1,000,000	3.00%	1.00%	0.20%	0.10%

See section "Notes on sub-fund Costs" in the prospectus. Other share classes may be available. For a current listing of available classes, go to [amundi.lu/amundi-index-solutions](http://amundi.lu/amundi-index-solutions)

\* Those minimums are applied in USD or in the equivalent amount, in the relevant share class currency.

## Index provider disclaimer

STOXX and its licensors (the "Licensors") have no relationship to the Amundi Asset Management, other than the licensing of the MDAX ESG+ (NR) EUR Index® and the related trademarks for use in connection with the AMUNDI MDAX ESG.

STOXX and its Licensors do not:

- Sponsor, endorse, sell or promote the AMUNDI MDAX ESG.
- Recommend that any person invest in the AMUNDI MDAX ESG or any other securities.
- Have any responsibility or liability for or make any decisions about the timing, amount or pricing of AMUNDI MDAX ESG.
- Have any responsibility or liability for the administration, management or marketing of the AMUNDI MDAX ESG.
- Consider the needs of the AMUNDI MDAX ESG or the owners of the AMUNDI MDAX ESG in determining, composing or calculating the MDAX ESG+ (NR) EUR Index or have any obligation to do so.

STOXX and its Licensors will not have any liability in connection with the AMUNDI MDAX ESG. Specifically,

- STOXX and its Licensors do not make any warranty, express or implied and disclaim any and all warranty about:
- The results to be obtained by the AMUNDI MDAX ESG, the owner of the AMUNDI MDAX ESG or any other person in connection with the use of the MDAX ESG+ (NR) EUR Index and the data included in the MDAX ESG+ (NR) EUR Index®;
- The accuracy or completeness of the MDAX ESG+ (NR) EUR Index and its data;
- The merchantability and the fitness for a particular purpose or use of the MDAX ESG+ (NR) EUR Index® and its data;
- STOXX and its Licensors will have no liability for any errors, omissions or interruptions in the MDAX ESG+ (NR) EUR Index® or its data;
- Under no circumstances will STOXX or its Licensors be liable for any lost profits or indirect, punitive, special or consequential damages or losses, even if STOXX or its Licensors knows that they might occur.

The licensing agreement between the Amundi Asset Management and STOXX is solely for their benefit and not for the benefit of the owners of the AMUNDI MDAX ESG or any other third parties.

## Objective and Investment Policy

### Objective

To track the performance of S&P 500 ESG+ Index (the "Index"), and to minimize the tracking error between the net asset value of the sub-fund and the performance of the Index.

The sub-fund is a financial product that promotes among other characteristics ESG characteristics pursuant to Article 8 of the Disclosure Regulation, as further described in Annex 1 - ESG Related Disclosures to this Prospectus.

### Index Description

- General description of the Index

S&P 500 ESG+ Index (the "Index") is a broad-based, market-cap-weighted index that measures the performance of securities meeting sustainability criteria, while maintaining similar overall industry group weight as the S&P 500 (the "Parent Index"). The S&P500 Index is an equity index representative of the leading securities traded in the USA.

The Index is a Net Total Return Index: dividends net of tax paid by the index constituents are included in the Index return.

- Index currency: US Dollar
- Index Composition

The S&P 500 ESG+ Index initial universe includes all securities that compose its Parent Index, as further described in Annex 1 - ESG Related Disclosures to this Prospectus.

- Index Revision

The Index rebalancing is planned quarterly.

- Index Publication

The Index is calculated and published by Standard & Poor's ("S&P").

The S&P 500 ESG+ Index is calculated by S&P using the official closing prices of stock exchanges on which the Index components are traded.

S&P 500 ESG+ Index value is available via Bloomberg. At the date of the prospectus, the ticker is: SPXESAUN

The performance tracked is the closing price of the S&P 500 ESG+ Index.

S&P index methodology, composition, revision rules and additional information concerning the Index underlying components are available on [eu.spindices.com](http://eu.spindices.com)

## Management Process

The exposure to the Index will be achieved through a direct replication, mainly by making direct investments in transferable securities and/or other eligible assets representing the Index constituents in a proportion extremely close to their proportion in the Index.

The sub-fund integrates sustainability risks and takes into account principal adverse impacts of investments on sustainability factors in its investment process as outlined in more detail in section "Sustainable Investing" of this prospectus and will not hold any securities of companies involved in the production or sale of controversial weapons, or companies in breach of international conventions on Human or Labor Rights, or companies involved in controversial industries: tobacco, thermal coal, nuclear weapons or unconventional oil & gas as defined in "Replication Methods".

**German Investment Tax Act** : At least 60% of the sub-fund's net asset value is continuously invested in equities listed on a stock exchange or traded on an organized market. For the sake of clarity investments in Real Estate Investment Trusts (as such term is defined by the German Ministry of Finance) and UCITS or UCIs are not included in this percentage.

### Tracking Error

The tracking error measures the volatility of the difference between the return of the sub-fund and the return of the Index. In normal market conditions, it is anticipated that the sub-fund will track the performance of the Index with a tracking error of up to 1%. The return, used to compute the tracking error of the sub-fund, is determined before taking into account any swing pricing mechanism.

### Techniques and instruments on securities and Derivatives

In order to deal with inflows and outflows and also with some local market specificities (market access and liquidity, local tax); the Investment Manager will be able to combine the direct replication with a replication through derivatives such as amongst other futures. In case of such replication, the sub-fund may hold deposits while keeping full exposure to the Index.

The sub-fund may enter into any efficient portfolio management techniques and instruments relating to transferable securities and money market instruments, such as securities lending and borrowing, reverse purchase agreement and repurchase agreement for the purposes of efficient portfolio management as described and in compliance with sections "Techniques and Instruments on Securities Financing Transactions" and "Replication Methods" of this prospectus. In particular, such techniques and instruments may be used in order to generate additional income.

The maximum and expected proportions of the sub-fund's assets that can be subject to SFT and TRS are disclosed in the table "USE OF SECURITIES FINANCING TRANSACTIONS AND TOTAL RETURN SWAPS".

**Sub-fund base currency** : US Dollar

### Investment Manager

Amundi Asset Management

## Main Risks

See "Risk Descriptions" for more information.

### Risks of ordinary market conditions

The Fund has high volatility due to its exposure to equity markets

Currency	Management
Derivatives	Market
Equity	Sustainable Investment
Index replication	Use of techniques and Instruments
Investment fund	
Listing market liquidity (ETF share class)	

### Risks of unusual market conditions

Counterparty	Liquidity
Operational	Standard practices
<b>Risk management method</b>	Commitment



## Planning Your Investment

Designed for Investors who understand the risks of the sub-fund and plan to invest for at least 5 years.

The sub-fund may appeal to investors who:

- are interested in investment growth in the long term
- are looking to replicate the performance of the Index while accepting its associated risks and volatility

**Business day** Any day that is a day when Euronext Paris is fully open.

**Transaction Day** Requests received and accepted by 14:00 CET on a Business day will ordinarily be processed on the NAV of the first business day (including the business day when the relevant requests are received) that is also a bank business day in USA market. Transaction settlement will occur within two Business days after the relevant transaction day.

In addition, technical net asset values ("T-NAV") may be calculated and published for any calendar day (excluding Saturdays and Sundays) that is neither a business day nor a transaction day. These T-NAV are merely indicative and will not be the basis for purchasing, switching, redeeming and/or transferring shares.

**NAV publication Day :** Transaction Day +1

**Switching in/out** Permitted

## MAIN SHARE CLASSES AND FEES

Share class	Currency	Min initial Investment*	Fees for share transactions		Annual fees	
			Purchase (max)	Switch (max)	Management (max)	Administration (max)
AE	EUR	-	4.50%	1.00%	0.15%	0.15%
IE	EUR	USD 500,000	2.50%	1.00%	0.10%	0.05%
UCITS ETF	EUR	USD 1,000,000	3.00%	1.00%	0.05%	0.10%

See section "Notes on sub-fund Costs" in the prospectus. Other share classes may be available. For a current listing of available classes, go to [amundi.lu/amundi-index-solutions](http://amundi.lu/amundi-index-solutions)

\* Those minimums are applied in USD or in the equivalent amount, in the relevant share class currency.

## Index provider disclaimer

THE AMUNDI S&P 500 ESG SUB-FUND IS NOT SPONSORED, ENDORSED, SOLD OR PROMOTED BY STANDARD & POOR'S OR ITS AFFILIATES ("S&P"). S&P MAKES NO REPRESENTATION, CONDITION OR WARRANTY, EXPRESS OR IMPLIED, TO THE OWNERS OF THE SUB-FUND OR ANY MEMBER OF THE PUBLIC REGARDING THE ADVISABILITY OF INVESTING IN SECURITIES GENERALLY OR IN THE SUB-FUND PARTICULARLY OR THE ABILITY OF THE S&P 500 INDEX TO TRACK THE PERFORMANCE OF CERTAIN FINANCIAL MARKETS AND/OR SECTIONS THEREOF AND/OR OF GROUPS OF ASSETS OR ASSET CLASSES. S&P'S ONLY RELATIONSHIP BETWEEN S&P AND AMUNDI IS THE LICENSING OF CERTAIN TRADEMARKS AND TRADE NAMES AND OF THE S&P 500, WHICH IS DETERMINED, COMPOSED AND CALCULATED BY S&P WITHOUT REGARD TO AMUNDI OR THE SUB-FUND. S&P HAS NO OBLIGATION TO TAKE INTO CONSIDERATION THE NEEDS OF AMUNDI OR OF INVESTORS IN DETERMINING, COMPOSING OR CALCULATING THE S&P 500 INDEX. S&P IS NOT LIABLE FOR AND HAS NOT PARTICIPATED IN THE DETERMINATION OF THE SUB-FUND'S PRICES AND NAV, IN THE TIMING OF THE ISSUANCE OR SALE OF THE SUB-FUND OR IN THE DETERMINATION OR CALCULATION OF THE EQUATION BY WHICH THE FUND SHARES ARE CONVERTED INTO CASH. S&P HAS NO OBLIGATION OR LIABILITY IN CONNECTION WITH THE ADMINISTRATION, MARKETING, OR TRADING OF THE SUB-FUND.

S&P DOES NOT GUARANTEE THE ACCURACY AND/OR THE COMPLETENESS OF THE S&P 500 INDEX OR ANY DATA INCLUDED THEREIN AND S&P SHALL HAVE NO LIABILITY FOR ANY ERRORS, OMISSIONS, OR INTERRUPTIONS THEREIN. S&P MAKES NO WARRANTY, CONDITION OR REPRESENTATION, EXPRESS OR IMPLIED, AS TO RESULTS TO BE OBTAINED BY AMUNDI, INVESTORS, OR ANY OTHER PERSON OR ENTITY FROM THE USE OF THE S&P 500 INDEX OR ANY DATA INCLUDED THEREIN. S&P MAKES NO EXPRESS OR IMPLIED WARRANTIES, REPRESENTATIONS OR CONDITIONS, AND EXPRESSLY DISCLAIMS ALL WARRANTIES OR CONDITIONS OF MERCHANTABILITY OR FITNESS FOR A PARTICULAR PURPOSE OR USE AND ANY OTHER EXPRESS OR IMPLIED WARRANTY OR CONDITION WITH RESPECT TO THE S&P 500 INDEX OR ANY DATA INCLUDED THEREIN. WITHOUT LIMITING ANY OF THE FOREGOING, IN NO EVENT SHALL S&P HAVE ANY LIABILITY FOR ANY SPECIAL, PUNITIVE, INDIRECT, OR CONSEQUENTIAL DAMAGES (INCLUDING LOST PROFITS) RESULTING FROM THE USE OF THE S&P 500 OR ANY DATA INCLUDED THEREIN, EVEN IF NOTIFIED OF THE POSSIBILITY OF SUCH DAMAGES.

## Objective and Investment Policy

### Objective

To track the performance of STOXX Europe 600 ESG+ Index (the "Index"), and to minimize the tracking error between the net asset value of the sub-fund and the performance of the Index.

The sub-fund is a financial product that promotes among other characteristics ESG characteristics pursuant to Article 8 of the Disclosure Regulation, as further described in Annex 1 - ESG Related Disclosures to this Prospectus.

### Index Description

- General description of the Index

STOXX EUROPE 600 ESG+ index is an equity index based on Stoxx Europe 600 - representing the 600 leading securities of European developed countries (the "Parent Index") that applies a set of sector exclusion and ESG performance screen for security eligibility and targets a total selection of 80% of the number of securities from the Parent Index.

The Index is a Net Total Return Index : dividends net of tax paid by the index constituents are included in the Index return.

- Index currency: Euro
- Index Composition

The applicable universe consists of the companies included in the Parent Index, as further described in Annex 1 - ESG Related Disclosures to this Prospectus.

- Index Revision

The Index rebalancing is planned quarterly.

- Index Publication

The Index is calculated and published by Stoxx.

The Index is calculated daily using the official closing prices of stock exchanges on which the Index components are traded.

STOXX Europe 600 ESG+ Index value is available via Bloomberg. At the date of the prospectus, the ticker is: SXXRESGP

The performance tracked is the closing price of the STOXX Europe 600 ESG+ Index.

Stoxx index methodology, composition, revision rules and additional information concerning the Index underlying components are available on [stoxx.com](http://stoxx.com)

## Management Process

The exposure to the Index will be achieved through a direct replication, mainly by making direct investments in transferable securities and/or other eligible assets representing the Index constituents in a proportion extremely close to their proportion in the index.

The sub-fund integrates sustainability risks and takes into account principal adverse impacts of investments on sustainability factors in its investment process as outlined in more detail in section "Sustainable Investing" of this prospectus and will not hold any securities of companies involved in the production or sale of controversial weapons, or companies in breach of international conventions on Human or Labor Rights, or companies involved in controversial industries: tobacco, thermal coal, nuclear weapons or unconventional oil & gas as defined in "Replication Methods".

**German Investment Tax Act** : At least 60% of the sub-fund's net asset value is continuously invested in equities listed on a stock exchange or traded on an organized market. For the sake of clarity investments in Real Estate Investment Trusts (as such term is defined by the German Ministry of Finance) and UCITS or UCIs are not included in this percentage.

### Tracking Error

The tracking error measures the volatility of the difference between the return of the sub-fund and the return of the Index. In normal market conditions, it is anticipated that the sub-fund will track the performance of the Index with a tracking error of up to 1%. The return, used to compute the tracking error of the sub-fund, is determined before taking into account any swing pricing mechanism.

### Techniques and instruments on securities and Derivatives

In order to deal with inflows and outflows and also with some local market specificities (market access and liquidity, local tax); the Investment Manager will be able to combine the direct replication with a replication through derivatives such as amongst other futures. In case of such replication, the sub-fund may hold deposits while keeping full exposure to the Index.

The sub-fund may enter into any efficient portfolio management techniques and instruments relating to transferable securities and money market instruments, such as securities lending and borrowing, reverse purchase agreement and repurchase agreement for the purposes of efficient portfolio management as described and in compliance with sections "Techniques and Instruments on Securities Financing Transactions" and "Replication Methods" of this prospectus. In particular, such techniques and instruments may be used in order to generate additional income.

The maximum and expected proportions of the sub-fund's assets that can be subject to SFT and TRS are disclosed in the table "USE OF SECURITIES FINANCING TRANSACTIONS AND TOTAL RETURN SWAPS".

**Sub-fund base currency** : Euro

### Investment Manager

Amundi Asset Management

## Main Risks

See "Risk Descriptions" for more information.

### Risks of ordinary market conditions

The Fund has high volatility due to its exposure to equity markets

Currency	Management
Derivatives	Market
Equity	Small and mid-cap stock
Index replication	Sustainable Investment
Investment fund	Use of techniques and Instruments

### Risks of unusual market conditions

Counterparty	Liquidity
Operational	Standard practices

**Risk management method** : Commitment

## Planning Your Investment

Designed for Investors who understand the risks of the sub-fund and plan to invest for at least 5 years.

The sub-fund may appeal to investors who:

- are interested in investment growth in the long term
- are looking to replicate the performance of the Index while accepting its associated risks and volatility

**Business day** Any day that is a day when Euronext Paris is fully open.

**Transaction Day** Requests received and accepted by 14:00 CET on a Business day will ordinarily be processed on the NAV of the first business day (including the business day when the relevant requests are received) that is also full bank business day in United Kingdom market and in France market and in Swiss market. Transaction settlement will occur within two Business days after the relevant transaction day.

In addition, technical net asset values ("T-NAV") may be calculated and published for any calendar day (excluding Saturdays and Sundays) that is neither a business day nor a transaction day. These T-NAV are merely indicative and will not be the basis for purchasing, switching, redeeming and/or transferring shares.

**NAV publication Day :**      **Transaction Day +1**

**Switching in/out**                      Permitted

## MAIN SHARE CLASSES AND FEES

Share class	Currency	Min initial Investment*	Fees for share transactions		Annual fees	
			Purchase (max)	Switch (max)	Management (max)	Administration (max)
UCITS ETF - EUR	EUR	USD 1,000,000	3.00%	1.00%	0.08%	0.10%

See section "Notes on sub-fund Costs" in the prospectus. Other share classes may be available. For a current listing of available classes, go to [amundi.lu/amundi-index-solutions](http://amundi.lu/amundi-index-solutions)

\* Those minimums are applied in USD or in the equivalent amount, in the relevant share class currency.

## Index provider disclaimer

STOXX and its licensors (the "Licensors") have no relationship to the Amundi Asset Management, other than the licensing of the STOXX Europe 600 ESG+ Index® and the related trademarks for use in connection with the Amundi Stoxx Europe 600 ESG .

STOXX and its Licensors do not:

- Sponsor, endorse, sell or promote the Amundi Stoxx Europe 600 ESG .
- Recommend that any person invest in the Amundi Stoxx Europe 600 ESG or any other securities.
- Have any responsibility or liability for or make any decisions about the timing, amount or pricing of Amundi Stoxx Europe 600 ESG .
- Have any responsibility or liability for the administration, management or marketing of the Amundi Stoxx Europe 600 ESG .
- Consider the needs of the Amundi Stoxx Europe 600 ESG or the owners of the Amundi Stoxx Europe 600 ESG in determining, composing or calculating the STOXX Europe 600 ESG+ Index or have any obligation to do so.

STOXX and its Licensors will not have any liability in connection with the Amundi Stoxx Europe 600 ESG . Specifically,

- STOXX and its Licensors do not make any warranty, express or implied and disclaim any and all warranty about:
- The results to be obtained by the Amundi Stoxx Europe 600 ESG , the owner of the Amundi Stoxx Europe 600 ESG or any other person in connection with the use of the STOXX Europe 600 ESG+ Index and the data included in the STOXX Europe 600 ESG+ Index®;
- The accuracy or completeness of the STOXX Europe 600 ESG+ Index and its data;
- The merchantability and the fitness for a particular purpose or use of the STOXX Europe 600 ESG+ Index® and its data;
- STOXX and its Licensors will have no liability for any errors, omissions or interruptions in the STOXX Europe 600 ESG+ Index® or its data;
- Under no circumstances will STOXX or its Licensors be liable for any lost profits or indirect, punitive, special or consequential damages or losses, even if STOXX or its Licensors knows that they might occur.

The licensing agreement between the Amundi Asset Management and STOXX is solely for their benefit and not for the benefit of the owners of the Amundi Stoxx Europe 600 ESG or any other third parties.

# AMUNDI MSCI AC FAR EAST EX JAPAN ESG LEADERS SELECT

## Objective and Investment Policy

### Objective

To track the performance of MSCI Ac Far East ex Japan ESG Leaders Select 5% Issuer Capped index (the "Index"), and to minimize the tracking error between the net asset value of the sub-fund and the performance of the Index. The sub-fund is a financial product that promotes among other characteristics ESG characteristics pursuant to Article 8 of the Disclosure Regulation, as further described in Annex 1 - ESG Related Disclosures to this Prospectus.

### Index Description

- General description of the Index

MSCI Ac Far East ex Japan ESG Leaders Select 5% Issuer Capped index is an equity index based on the MSCI AC Far East ex Japan Index (the "Parent Index"), representative of the large and mid-cap markets across 2 Developed Markets (excluding Japan) and 7 Emerging Markets countries in the Far East, and issued by companies that have the highest Environmental, Social and Governance (ESG) rating in each sector of the Parent Index.

The Index is a Net Total Return Index : dividends net of tax paid by the index constituents are included in the Index return.

- Index currency: US Dollar
- Index Composition

The securities are those who are included in the MSCI AC Far East Ex Japan index and in one the of the 3 following indices: the MSCI China ESG Leaders Select index, the MSCI EM ex China ESG Leaders Select index and the MSCI World ESG Leaders Select index, as further described in Annex 1 - ESG Related Disclosures to this Prospectus.

- Index Revision

The Index rebalancing is planned Quarterly.

- Index Publication

The Index is calculated and published by MSCI("MSCI").

MSCI official indices are calculated using:

- the official closing prices of the stock exchanges on which the component securities are traded;
- the WM Reuters closing (16:00 GMT) exchange rates.

MSCI Ac Far East ex Japan ESG Leaders Select 5% Issuer Capped index value is available via Bloomberg. At the date of the prospectus, the ticker is: MXACFENU

The performance tracked is the closing price of the MSCI Ac Far East ex Japan ESG Leaders Select 5% Issuer Capped index.

MSCI index methodology, composition, revision rules and additional information concerning the Index underlying components are available on msci.com

## Management Process

The exposure to the Index will be achieved through a direct replication, mainly by making direct investments in transferable securities and/or other eligible assets representing the Index constituents in a proportion extremely close to their proportion in the index.

The sub-fund integrates sustainability risks and takes into account principal adverse impacts of investments on sustainability factors in its investment process as outlined in more detail in section "Sustainable Investing" of this prospectus and will not hold any securities of companies involved in the production or sale of controversial weapons, or companies in breach of international conventions on Human or Labor Rights, or companies involved in controversial industries: tobacco, thermal coal, nuclear weapons or unconventional oil & gas as defined in "Replication Methods".

**German Investment Tax Act** : At least 55% of the sub-fund's net asset value is continuously invested in equities listed on a stock exchange or traded on an organized market. For the sake of clarity investments in Real Estate Investment Trusts (as such term is defined by the German Ministry of Finance) and UCITS or UCIs are not included in this percentage.

### Tracking Error

The tracking error measures the volatility of the difference between the return of the sub-fund and the return of the Index. In normal market conditions, it is anticipated that the sub-fund will track the performance of the Index with a tracking error of up to 2%. The return, used to compute the tracking error of the sub-fund, is determined before taking into account any swing pricing mechanism.

### Techniques and instruments on securities and Derivatives

In order to deal with inflows and outflows and also with some local market specificities (market access and liquidity, local tax); the Investment Manager will be able to combine the direct replication with a replication through derivatives such as amongst other futures. In case of such replication, the sub-fund may hold deposits while keeping full exposure to the Index.

The sub-fund may enter into any efficient portfolio management techniques and instruments relating to transferable securities and money market instruments, such as securities lending and borrowing, reverse purchase agreement and repurchase agreement for the purposes of efficient portfolio management as described and in compliance with sections "Techniques and Instruments on Securities Financing Transactions" and "Replication Methods" of this prospectus. In particular, such techniques and instruments may be used in order to generate additional income.

The maximum and expected proportions of the sub-fund's assets that can be subject to SFT and TRS are disclosed in the table "USE OF SECURITIES FINANCING TRANSACTIONS AND TOTAL RETURN SWAPS".

**Sub-fund base currency** : US Dollar

### Investment Manager

Amundi Japan Ltd

## Main Risks

See "Risk Descriptions" for more information.

### Risks of ordinary market conditions

The Fund has high volatility due to its exposure to equity markets

Currency	Management
Derivatives	Market
Emerging Market	Small and mid-cap stock
Equity	Sustainable Investment
Index replication	Use of techniques and Instruments
Investment fund	
Country risk - China	
Listing market liquidity (ETF share class)	

### Risks of unusual market conditions

Counterparty	Liquidity
Operational	Standard practices
Default	

**Risk management method** : Commitment

## Planning Your Investment

Designed for Investors who understand the risks of the sub-fund and plan to invest for at least 5 years.

The sub-fund may appeal to investors who:

- are interested in investment growth in the long term
- are looking to replicate the performance of the Index while accepting its associated risks and volatility

**Business day** Any day that is a day when Euronext Paris is fully open.

**Transaction Day** Requests received and accepted by 14:00 CET on a Business day will ordinarily be processed on the NAV of the first following day that is a business day and also a full bank business day in Hong-Kong market and a full bank business day either in South Korea market or in Taiwan market. Transaction settlement will occur within two Business days after the relevant transaction day.

In addition, technical net asset values ("T-NAV") may be calculated and published for any calendar day (excluding Saturdays and Sundays) that is neither a business day nor a transaction day. These T-NAV are merely indicative and will not be the basis for purchasing, switching, redeeming and/or transferring shares.

**NAV publication Day :** Transaction Day +1

**Switching in/out** Permitted

## MAIN SHARE CLASSES AND FEES

Share class	Currency	Min initial Investment*	Fees for share transactions		Annual fees	
			Purchase (max)	Switch (max)	Management (max)	Administration (max)
AE	EUR	-	4.50%	1.00%	0.35%	0.15%
IE	EUR	USD 500,000	2.50%	1.00%	0.15%	0.10%
UCITS ETF DR - USD	USD	USD 1,000,000	3.00%	1.00%	0.15%	0.10%

See section "Notes on sub-fund Costs" in the prospectus. Other share classes may be available. For a current listing of available classes, go to [amundi.lu/amundi-index-solutions](http://amundi.lu/amundi-index-solutions)

\* Those minimums are applied in USD or in the equivalent amount, in the relevant share class currency.

## Index provider disclaimer

AMUNDI MSCI AC FAR EAST EX JAPAN ESG LEADERS SELECT (THE "SUB-FUND") IS NOT SPONSORED, ENDORSED, SOLD OR PROMOTED BY MSCI INC. ("MSCI"), ANY OF ITS AFFILIATES, ANY OF ITS INFORMATION PROVIDERS OR ANY THIRD PARTY INVOLVED IN, OR RELATED TO, COMPILING OR CREATING ANY MSCI INDEX (COLLECTIVELY, THE "MSCI PARTIES"). THE MSCI INDICES ARE THE EXCLUSIVE PROPERTY OF MSCI AND ARE SERVICE MARKS OF MSCI OR ITS AFFILIATES. THE MSCI INDICES HAVE BEEN LICENSED FOR USE FOR CERTAIN PURPOSES BY AMUNDI. NONE OF THE MSCI PARTIES MAKES ANY REPRESENTATION OR WARRANTY, EXPRESS OR IMPLIED, TO THE ISSUER OR OWNERS OF THIS SUB-FUND OR ANY OTHER PERSON OR ENTITY REGARDING THE ADVISABILITY OF INVESTING IN SUB-FUNDS GENERALLY OR IN THIS PARTICULAR SUB-FUND OR THE ABILITY OF ANY MSCI INDEX TO TRACK CORRESPONDING STOCK MARKET PERFORMANCE. MSCI OR ITS AFFILIATES ARE THE LICENSORS OF CERTAIN TRADEMARKS, SERVICE MARKS AND TRADE NAMES AND OF THE MSCI INDICES WHICH ARE DETERMINED, COMPOSED AND CALCULATED BY MSCI WITHOUT REGARD TO AMUNDI OR THIS SUB-FUND OR THIS SUB-FUND'S UNITHOLDERS OR ANY OTHER PERSON OR ENTITY.

NONE OF THE MSCI PARTIES HAS ANY OBLIGATION TO TAKE THE NEEDS OF THE AMUNDI, THIS SUB-FUND'S UNITHOLDERS OR ANY OTHER PERSON OR ENTITY INTO CONSIDERATION IN DETERMINING, COMPOSING OR CALCULATING THE MSCI INDICES. NONE OF THE MSCI PARTIES IS RESPONSIBLE FOR OR HAS PARTICIPATED IN DETERMINATION OF THE TIMING OF, PRICES AT, OR QUANTITIES OF THIS SUB-FUND TO BE ISSUED OR IN THE DETERMINATION OR CALCULATION OF THE EQUATION BY OR THE CONSIDERATION INTO WHICH THIS SUB-FUND IS REDEEMABLE. FURTHERMORE, NONE OF THE MSCI PARTIES HAS ANY OBLIGATION OR LIABILITY TO THE ISSUER OR OWNERS OF THIS SUB-FUND OR ANY OTHER PERSON OR ENTITY IN CONNECTION WITH THE ADMINISTRATION, MARKETING OR OFFERING OF THIS SUB-FUND.

ALTHOUGH MSCI SHALL OBTAIN INFORMATION FOR INCLUSION IN OR FOR USE IN THE CALCULATION OF THE MSCI INDICES FROM SOURCES THAT MSCI CONSIDERS RELIABLE, NONE OF THE MSCI PARTIES WARRANTS OR GUARANTEES THE ORIGINALITY, ACCURACY AND/OR THE COMPLETENESS OF ANY MSCI INDEX OR ANY DATA INCLUDED THEREIN. NONE OF THE MSCI PARTIES MAKES ANY WARRANTY, EXPRESS OR IMPLIED, AS TO RESULTS TO BE OBTAINED BY THE ISSUER OF THE SUB-FUND, OWNERS OF THE SUB-FUND, OR ANY OTHER PERSON OR ENTITY, FROM THE USE OF ANY MSCI INDEX OR ANY DATA INCLUDED THEREIN. NONE OF THE MSCI PARTIES SHALL HAVE ANY LIABILITY FOR ANY ERRORS, OMISSIONS OR INTERRUPTIONS OF OR IN CONNECTION WITH ANY MSCI INDEX OR ANY DATA INCLUDED THEREIN. FURTHERMORE, NONE OF THE MSCI PARTIES MAKES ANY EXPRESS OR IMPLIED WARRANTIES OF ANY KIND, AND THE MSCI PARTIES HEREBY EXPRESSLY DISCLAIM ALL WARRANTIES OF MERCHANTABILITY AND FITNESS FOR A PARTICULAR PURPOSE, WITH RESPECT TO EACH MSCI INDEX AND ANY DATA INCLUDED THEREIN. WITHOUT LIMITING ANY OF THE FOREGOING, IN NO EVENT SHALL ANY OF THE MSCI PARTIES HAVE ANY LIABILITY FOR ANY DIRECT, INDIRECT, SPECIAL, PUNITIVE, CONSEQUENTIAL OR ANY OTHER DAMAGES (INCLUDING LOST PROFITS) EVEN IF NOTIFIED OF THE POSSIBILITY OF SUCH DAMAGES.

# AMUNDI MSCI CHINA ESG LEADERS SELECT

## Objective and Investment Policy

### Objective

To track the performance of MSCI China ESG Leaders Select 5% Issuer Capped Index (the "Index"), and to minimize the tracking error between the net asset value of the sub-fund and the performance of the Index.

The sub-fund is a financial product that promotes among other characteristics ESG characteristics pursuant to Article 8 of the Disclosure Regulation, as further described in Annex 1 - ESG Related Disclosures to this Prospectus.

### Index Description

- General description of the Index

MSCI China ESG Leaders Select 5% Issuer Capped Index is an equity index based on the MSCI China Index ("Parent Index") representative of large and mid-cap stocks of China equity universe across China A shares, H shares, B shares, Red chips, P chips and foreign listings (e.g. ADRs) and issued by companies that have the highest Environmental, Social and Governance (ESG) rating in each sector of the Parent Index.

The Index is a Net Total Return Index : dividends net of tax paid by the index constituents are included in the Index return.

- Index currency: US Dollar
- Index Composition

The applicable universe includes all securities of the Parent Index.

The securities are selected by applying a combination of values based exclusions and a best-in-class selection process to companies in the MSCI China Index, as further described in Annex 1 - ESG Related Disclosures to this Prospectus.

- Index Revision

The Index rebalancing is planned quarterly.

- Index Publication

The Index is calculated and published by MSCI ("MSCI").

MSCI official indices are calculated using:

- the official closing prices of the stock exchanges on which the component securities are traded;
- the WM Reuters closing (16:00 GMT) exchange rates.

MSCI China ESG Leaders Select 5% Issuer Capped Index value is available via Bloomberg. At the date of the prospectus, the ticker is: MXCNEGNU

The performance tracked is the closing price of the MSCI China ESG Leaders Select 5% Issuer Capped Index.

MSCI index methodology, composition, revision rules and additional information concerning the Index underlying components are available on [msci.com](http://msci.com)

## Management Process

The exposure to the Index will be achieved through a direct replication, mainly by making direct investments in transferable securities and/or other eligible assets representing the Index constituents in a proportion extremely close to their proportion in the Index.

The sub-fund integrates sustainability risks and takes into account principal adverse impacts of investments on sustainability factors in its investment process as outlined in more detail in section "Sustainable Investing" of this prospectus and will not hold any securities of companies involved in the production or sale of controversial weapons, or companies in breach of international conventions on Human or Labor Rights, or companies involved in controversial industries: tobacco, thermal coal, nuclear weapons or unconventional oil & gas as defined in "Replication Methods".

**German Investment Tax Act** : At least 60% of the sub-fund's net asset value is continuously invested in equities listed on a stock exchange or traded on an organized market. For the sake of clarity investments in Real Estate Investment Trusts (as such term is defined by the German Ministry of Finance) and UCITS or UCIs are not included in this percentage.

### Tracking Error

The tracking error measures the volatility of the difference between the return of the sub-fund and the return of the Index. In normal market conditions, it is anticipated that the sub-fund will track the performance of the Index with a tracking error of up to 1%. The return, used to compute the tracking error of the sub-fund, is determined before taking into account any swing pricing mechanism.

### Techniques and instruments on securities and Derivatives

In order to deal with inflows and outflows and also with some local market specificities (market access and liquidity, local tax); the Investment Manager will be able to combine the direct replication with a replication through derivatives such as amongst other futures. In case of such replication, the sub-fund may hold deposits while keeping full exposure to the Index.

The sub-fund may enter into any efficient portfolio management techniques and instruments relating to transferable securities and money market instruments, such as securities lending and borrowing, reverse purchase agreement and repurchase agreement for the purposes of efficient portfolio management as described and in compliance with sections "Techniques and Instruments on Securities Financing Transactions" and "Replication Methods" of this prospectus. In particular, such techniques and instruments may be used in order to generate additional income.

The maximum and expected proportions of the sub-fund's assets that can be subject to SFT and TRS are disclosed in the table "USE OF SECURITIES FINANCING TRANSACTIONS AND TOTAL RETURN SWAPS".

**Sub-fund base currency** : US Dollar

### Investment Manager

Amundi Japan Ltd

## Main Risks

See "Risk Descriptions" for more information.

### Risks of ordinary market conditions

The Fund has high volatility due to its exposure to equity markets

Currency	Investment fund
Derivatives	Management
Emerging Market	Market
Equity	Sustainable Investment
Index replication	Use of techniques and Instruments
Country risk - China	
Listing market liquidity (ETF share class)	

### Risks of unusual market conditions

Counterparty	Liquidity
Operational	Standard practices
<b>Risk management method</b>	Commitment

## Planning Your Investment

Designed for Investors who understand the risks of the sub-fund and plan to invest for at least 5 years.

The sub-fund may appeal to investors who:

- are interested in investment growth in the term
- are looking to replicate the performance of the Index while accepting its associated risks and volatility

**Business day** Any day that is a day when Euronext Paris is fully open.

**Transaction Day** Requests received and accepted by 14:00 CET on a Business day will ordinarily be processed on the NAV of the first following day that is a business day and also a full bank business day in USA Market and Hong-Kong market and China market. Transaction settlement will occur within two Business days after the relevant transaction day.

In addition, technical net asset values ("T-NAV") may be calculated and published for any calendar day (excluding Saturdays and Sundays) that is neither a business day nor a transaction day. These T-NAV are merely indicative and will not be the basis for purchasing, switching, redeeming and/or transferring shares.

**NAV publication Day :** Transaction Day +1

**Switching in/out** Permitted

## MAIN SHARE CLASSES AND FEES

Share class	Currency	Min initial Investment*	Fees for share transactions		Annual fees	
			Purchase (max)	Switch (max)	Management (max)	Administration (max)
UCITS ETF DR	USD	USD 1,000,000	3.00%	1.00%	0.25%	0.10%

See section "Notes on sub-fund Costs" in the prospectus. Other share classes may be available. For a current listing of available classes, go to [amundi.lu/amundi-index-solutions](http://amundi.lu/amundi-index-solutions)

\* Those minimums are applied in USD or in the equivalent amount, in the relevant share class currency.

## Index provider disclaimer

AMUNDI MSCI CHINA ESG LEADERS SELECT (THE "SUB-FUND") IS NOT SPONSORED, ENDORSED, SOLD OR PROMOTED BY MSCI INC. ("MSCI"), ANY OF ITS AFFILIATES, ANY OF ITS INFORMATION PROVIDERS OR ANY THIRD PARTY INVOLVED IN, OR RELATED TO, COMPILING OR CREATING ANY MSCI INDEX (COLLECTIVELY, THE "MSCI PARTIES"). THE MSCI INDICES ARE THE EXCLUSIVE PROPERTY OF MSCI AND ARE SERVICE MARKS OF MSCI OR ITS AFFILIATES. THE MSCI INDICES HAVE BEEN LICENSED FOR USE FOR CERTAIN PURPOSES BY AMUNDI. NONE OF THE MSCI PARTIES MAKES ANY REPRESENTATION OR WARRANTY, EXPRESS OR IMPLIED, TO THE ISSUER OR OWNERS OF THIS SUB-FUND OR ANY OTHER PERSON OR ENTITY REGARDING THE ADVISABILITY OF INVESTING IN SUB-FUNDS GENERALLY OR IN THIS PARTICULAR SUB-FUND OR THE ABILITY OF ANY MSCI INDEX TO TRACK CORRESPONDING STOCK MARKET PERFORMANCE. MSCI OR ITS AFFILIATES ARE THE LICENSORS OF CERTAIN TRADEMARKS, SERVICE MARKS AND TRADE NAMES AND OF THE MSCI INDICES WHICH ARE DETERMINED, COMPOSED AND CALCULATED BY MSCI WITHOUT REGARD TO AMUNDI OR THIS SUB-FUND OR THIS SUB-FUND'S UNITHOLDERS OR ANY OTHER PERSON OR ENTITY.

NONE OF THE MSCI PARTIES HAS ANY OBLIGATION TO TAKE THE NEEDS OF THE AMUNDI, THIS SUB-FUND'S UNITHOLDERS OR ANY OTHER PERSON OR ENTITY INTO CONSIDERATION IN DETERMINING, COMPOSING OR CALCULATING THE MSCI INDICES. NONE OF THE MSCI PARTIES IS RESPONSIBLE FOR OR HAS PARTICIPATED IN DETERMINATION OF THE TIMING OF, PRICES AT, OR QUANTITIES OF THIS SUB-FUND TO BE ISSUED OR IN THE DETERMINATION OR CALCULATION OF THE EQUATION BY OR THE CONSIDERATION INTO WHICH THIS SUB-FUND IS REDEEMABLE. FURTHERMORE, NONE OF THE MSCI PARTIES HAS ANY OBLIGATION OR LIABILITY TO THE ISSUER OR OWNERS OF THIS SUB-FUND OR ANY OTHER PERSON OR ENTITY IN CONNECTION WITH THE ADMINISTRATION, MARKETING OR OFFERING OF THIS SUB-FUND.

ALTHOUGH MSCI SHALL OBTAIN INFORMATION FOR INCLUSION IN OR FOR USE IN THE CALCULATION OF THE MSCI INDICES FROM SOURCES THAT MSCI CONSIDERS RELIABLE, NONE OF THE MSCI PARTIES WARRANTS OR GUARANTEES THE ORIGINALITY, ACCURACY AND/OR THE COMPLETENESS OF ANY MSCI INDEX OR ANY DATA INCLUDED THEREIN. NONE OF THE MSCI PARTIES MAKES ANY WARRANTY, EXPRESS OR IMPLIED, AS TO RESULTS TO BE OBTAINED BY THE ISSUER OF THE SUB-FUND, OWNERS OF THE SUB-FUND, OR ANY OTHER PERSON OR ENTITY, FROM THE USE OF ANY MSCI INDEX OR ANY DATA INCLUDED THEREIN. NONE OF THE MSCI PARTIES SHALL HAVE ANY LIABILITY FOR ANY ERRORS, OMISSIONS OR INTERRUPTIONS OF OR IN CONNECTION WITH ANY MSCI INDEX OR ANY DATA INCLUDED THEREIN. FURTHERMORE, NONE OF THE MSCI PARTIES MAKES ANY EXPRESS OR IMPLIED WARRANTIES OF ANY KIND, AND THE MSCI PARTIES HEREBY EXPRESSLY DISCLAIM ALL WARRANTIES OF MERCHANTABILITY AND FITNESS FOR A PARTICULAR PURPOSE, WITH RESPECT TO EACH MSCI INDEX AND ANY DATA INCLUDED THEREIN. WITHOUT LIMITING ANY OF THE FOREGOING, IN NO EVENT SHALL ANY OF THE MSCI PARTIES HAVE ANY LIABILITY FOR ANY DIRECT, INDIRECT, SPECIAL, PUNITIVE, CONSEQUENTIAL OR ANY OTHER DAMAGES (INCLUDING LOST PROFITS) EVEN IF NOTIFIED OF THE POSSIBILITY OF SUCH DAMAGES.

# AMUNDI MSCI EMERGING EX CHINA ESG LEADERS SELECT

## Objective and Investment Policy

### Objective

To track the performance of MSCI EM ex China Region ESG Leaders Select 5% Issuer Capped Index (the "Index"), and to minimize the tracking error between the net asset value of the sub-fund and the performance of the Index.

The sub-fund is a financial product that promotes among other characteristics ESG characteristics pursuant to Article 8 of the Disclosure Regulation, as further described in Annex 1 - ESG Related Disclosures to this Prospectus.

### Index Description

- General description of the Index

MSCI EM ex China Region ESG Leaders Select 5% Issuer Capped is an equity index based on the MSCI Emerging Markets ex China Index ("Parent Index") representative of large and mid-cap stocks across 26 of the 27 Emerging Markets (EM) countries (as of January 2021) excluding China and issued by companies that have the highest Environmental, Social and Governance (ESG) rating in each sector of the Parent Index.

The Index is a Net Total Return Index : dividends net of tax paid by the index constituents are included in the Index return.

- Index currency: US Dollar
- Index Composition

The applicable universe includes all securities of the Parent Index.

The securities are selected by applying a combination of values based exclusions and a best-in-class selection process to companies in the Parent Index, as further described in Annex 1 - ESG Related Disclosures to this Prospectus.

- Index Revision

The Index rebalancing is planned quarterly.

- Index Publication

The Index is calculated and published by MSCI ("MSCI").

MSCI official indices are calculated using:

- the official closing prices of the stock exchanges on which the component securities are traded;
- the WM Reuters closing (16:00 GMT) exchange rates.

MSCI EM ex China Region ESG Leaders Select 5% Issuer Capped Index value is available via Bloomberg. At the date of the prospectus, the ticker is: MXEFEGNU

The performance tracked is the closing price of the MSCI EM ex China Region ESG Leaders Select 5% Issuer Capped Index.

MSCI index methodology, composition, revision rules and additional information concerning the Index underlying components are available on msci.com

## Management Process

The exposure to the Index will be achieved through a direct replication, mainly by making direct investments in transferable securities and/or other eligible assets representing the Index constituents in a proportion extremely close to their proportion in the Index.

The sub-fund integrates sustainability risks and takes into account principal adverse impacts of investments on sustainability factors in its investment process as outlined in more detail in section "Sustainable Investing" of this prospectus and will not hold any securities of companies involved in the production or sale of controversial weapons, or companies in breach of international conventions on Human or Labor Rights, or companies involved in controversial industries: tobacco, thermal coal, nuclear weapons or unconventional oil & gas as defined in "Replication Methods".

**German Investment Tax Act** : At least 60% of the sub-fund's net asset value is continuously invested in equities listed on a stock exchange or traded on an organized market. For the sake of clarity investments in Real Estate Investment Trusts (as such term is defined by the German Ministry of Finance) and UCITS or UCIs are not included in this percentage.

### Tracking Error

The tracking error measures the volatility of the difference between the return of the sub-fund and the return of the Index. In normal market conditions, it is anticipated that the sub-fund will track the performance of the Index with a tracking error of up to 1%. The return, used to compute the tracking error of the sub-fund, is determined before taking into account any swing pricing mechanism.

### Techniques and instruments on securities and Derivatives

In order to deal with inflows and outflows and also with some local market specificities (market access and liquidity, local tax); the Investment Manager will be able to combine the direct replication with a replication through derivatives such as amongst other futures. In case of such replication, the sub-fund may hold deposits while keeping full exposure to the Index.

The sub-fund may enter into any efficient portfolio management techniques and instruments relating to transferable securities and money market instruments, such as securities lending and borrowing, reverse purchase agreement and repurchase agreement for the purposes of efficient portfolio management as described and in compliance with sections "Techniques and Instruments on Securities Financing Transactions" and "Replication Methods" of this prospectus. In particular, such techniques and instruments may be used in order to generate additional income.

The maximum and expected proportions of the sub-fund's assets that can be subject to SFT and TRS are disclosed in the table "USE OF SECURITIES FINANCING TRANSACTIONS AND TOTAL RETURN SWAPS".

**Sub-fund base currency** : US Dollar

### Investment Manager

Amundi Asset Management

## Main Risks

See "Risk Descriptions" for more information.

### Risks of ordinary market conditions

The Fund has high volatility due to its exposure to equity markets

Currency	Investment fund
Derivatives	Management
Emerging Market	Market
Equity	Sustainable Investment
Index replication	Use of techniques and Instruments
Listing market liquidity (ETF share class)	

### Risks of unusual market conditions

Counterparty	Liquidity
Operational	Standard practices
<b>Risk management method</b>	Commitment



## Planning Your Investment

Designed for Investors who understand the risks of the sub-fund and plan to invest for at least 5 years.

The sub-fund may appeal to investors who:

- are interested in investment growth in the long term
- are looking to replicate the performance of the Index while accepting its associated risks and volatility

**Business day** Any day that is a day when Euronext Paris is fully open.

**Transaction Day** Requests received and accepted by 14:00 CET on a Business day will ordinarily be processed on the NAV of the first following day that is a business day and also a full bank business day in India market and in Taiwan market. Transaction settlement will occur within two Business days after the relevant transaction day.

In addition, technical net asset values ("T-NAV") may be calculated and published for any calendar day (excluding Saturdays and Sundays) that is neither a business day nor a transaction day. These T-NAV are merely indicative and will not be the basis for purchasing, switching, redeeming and/or transferring shares.

**NAV publication Day :** Transaction Day +1

**Switching in/out** Permitted

## MAIN SHARE CLASSES AND FEES

Share class	Currency	Min initial Investment*	Fees for share transactions		Annual fees	
			Purchase (max)	Switch (max)	Management (max)	Administration (max)
UCITS ETF DR	USD	USD 1,000,000	3.00%	1.00%	0.25%	0.10%

See section "Notes on sub-fund Costs" in the prospectus. Other share classes may be available. For a current listing of available classes, go to [amundi.lu/amundi-index-solutions](http://amundi.lu/amundi-index-solutions)

\* Those minimums are applied in USD or in the equivalent amount, in the relevant share class currency.

## Index provider disclaimer

AMUNDI MSCI EMERGING EX CHINA ESG LEADERS SELECT (THE "SUB-FUND") IS NOT SPONSORED, ENDORSED, SOLD OR PROMOTED BY MSCI INC. ("MSCI"), ANY OF ITS AFFILIATES, ANY OF ITS INFORMATION PROVIDERS OR ANY THIRD PARTY INVOLVED IN, OR RELATED TO, COMPILING OR CREATING ANY MSCI INDEX (COLLECTIVELY, THE "MSCI PARTIES"). THE MSCI INDICES ARE THE EXCLUSIVE PROPERTY OF MSCI AND ARE SERVICE MARKS OF MSCI OR ITS AFFILIATES. THE MSCI INDICES HAVE BEEN LICENSED FOR USE FOR CERTAIN PURPOSES BY AMUNDI. NONE OF THE MSCI PARTIES MAKES ANY REPRESENTATION OR WARRANTY, EXPRESS OR IMPLIED, TO THE ISSUER OR OWNERS OF THIS SUB-FUND OR ANY OTHER PERSON OR ENTITY REGARDING THE ADVISABILITY OF INVESTING IN SUB-FUNDS GENERALLY OR IN THIS PARTICULAR SUB-FUND OR THE ABILITY OF ANY MSCI INDEX TO TRACK CORRESPONDING STOCK MARKET PERFORMANCE. MSCI OR ITS AFFILIATES ARE THE LICENSORS OF CERTAIN TRADEMARKS, SERVICE MARKS AND TRADE NAMES AND OF THE MSCI INDICES WHICH ARE DETERMINED, COMPOSED AND CALCULATED BY MSCI WITHOUT REGARD TO AMUNDI OR THIS SUB-FUND OR THIS SUB-FUND'S UNITHOLDERS OR ANY OTHER PERSON OR ENTITY.

NONE OF THE MSCI PARTIES HAS ANY OBLIGATION TO TAKE THE NEEDS OF THE AMUNDI, THIS SUB-FUND'S UNITHOLDERS OR ANY OTHER PERSON OR ENTITY INTO CONSIDERATION IN DETERMINING, COMPOSING OR CALCULATING THE MSCI INDICES. NONE OF THE MSCI PARTIES IS RESPONSIBLE FOR OR HAS PARTICIPATED IN DETERMINATION OF THE TIMING OF, PRICES AT, OR QUANTITIES OF THIS SUB-FUND TO BE ISSUED OR IN THE DETERMINATION OR CALCULATION OF THE EQUATION BY OR THE CONSIDERATION INTO WHICH THIS SUB-FUND IS REDEEMABLE. FURTHERMORE, NONE OF THE MSCI PARTIES HAS ANY OBLIGATION OR LIABILITY TO THE ISSUER OR OWNERS OF THIS SUB-FUND OR ANY OTHER PERSON OR ENTITY IN CONNECTION WITH THE ADMINISTRATION, MARKETING OR OFFERING OF THIS SUB-FUND.

ALTHOUGH MSCI SHALL OBTAIN INFORMATION FOR INCLUSION IN OR FOR USE IN THE CALCULATION OF THE MSCI INDICES FROM SOURCES THAT MSCI CONSIDERS RELIABLE, NONE OF THE MSCI PARTIES WARRANTS OR GUARANTEES THE ORIGINALITY, ACCURACY AND/OR THE COMPLETENESS OF ANY MSCI INDEX OR ANY DATA INCLUDED THEREIN. NONE OF THE MSCI PARTIES MAKES ANY WARRANTY, EXPRESS OR IMPLIED, AS TO RESULTS TO BE OBTAINED BY THE ISSUER OF THE SUB-FUND, OWNERS OF THE SUB-FUND, OR ANY OTHER PERSON OR ENTITY, FROM THE USE OF ANY MSCI INDEX OR ANY DATA INCLUDED THEREIN. NONE OF THE MSCI PARTIES SHALL HAVE ANY LIABILITY FOR ANY ERRORS, OMISSIONS OR INTERRUPTIONS OF OR IN CONNECTION WITH ANY MSCI INDEX OR ANY DATA INCLUDED THEREIN. FURTHERMORE, NONE OF THE MSCI PARTIES MAKES ANY EXPRESS OR IMPLIED WARRANTIES OF ANY KIND, AND THE MSCI PARTIES HEREBY EXPRESSLY DISCLAIM ALL WARRANTIES OF MERCHANTABILITY AND FITNESS FOR A PARTICULAR PURPOSE, WITH RESPECT TO EACH MSCI INDEX AND ANY DATA INCLUDED THEREIN. WITHOUT LIMITING ANY OF THE FOREGOING, IN NO EVENT SHALL ANY OF THE MSCI PARTIES HAVE ANY LIABILITY FOR ANY DIRECT, INDIRECT, SPECIAL, PUNITIVE, CONSEQUENTIAL OR ANY OTHER DAMAGES (INCLUDING LOST PROFITS) EVEN IF NOTIFIED OF THE POSSIBILITY OF SUCH DAMAGES.

# AMUNDI MSCI EMERGING ESG LEADERS

---

## Objective and Investment Policy

### Objective

To track the performance of MSCI EM ESG Leaders 5% Issuer Capped Index ("the Index"), and to minimize the tracking error between the net asset value of the sub-fund and the performance of the Index.

The sub-fund is a financial product that promotes among other characteristics ESG characteristics pursuant to Article 8 of the Disclosure Regulation, as further described in Annex 1 - ESG Related Disclosures to this Prospectus.

### Index Description

- General description of the Index

MSCI EM ESG Leaders 5% Issuer Capped Index is an equity index based on the MSCI Emerging Markets Index ("Parent Index"), representative of the large and mid-cap securities of 27 emerging countries (as of November 2021) and issued by companies that have the highest Environmental, Social and Governance (ESG) rating in each sector of the Parent Index.

The Index is a Net Total Return Index: dividends net of tax paid by the index constituents are included in the Index return.

- Index currency: US Dollar
- Index Composition

The applicable universe includes all securities of the Parent Index.

The securities are selected by applying a combination of values based exclusions and a best-in-class selection process to companies in the MSCI Emerging Markets Index, as further described in Annex 1 - ESG Related Disclosures to this Prospectus.

- Index Revision

The Index rebalancing is planned quarterly.

- Index Publication

The Index is calculated and published by MSCI ("MSCI").

MSCI official indices are calculated using:

- the official closing prices of the stock exchanges on which the component securities are traded;
- the WM Reuters closing (16:00 GMT) exchange rates.

MSCI EM ESG Leaders 5% Issuer Capped Index value is available via Bloomberg. At the date of the prospectus, the ticker is: MXEME5NU

The performance tracked is the closing price of the MSCI EM ESG Leaders 5% Issuer Capped Index .

MSCI index methodology, composition, revision rules and additional information concerning the Index underlying components are available on [msci.com](https://www.msci.com)

## Management Process

The exposure to the Index will be achieved through a Direct Replication, mainly by making direct investments in transferable securities and/or other eligible assets representing the Index constituents in a proportion extremely close to their proportion in the Index.

The sub-fund integrates sustainability risks and takes into account principal adverse impacts of investments on sustainability factors in its investment process as outlined in more detail in section "Sustainable Investing" of this prospectus and will not hold any securities of companies involved in the production or sale of controversial weapons, or companies in breach of international conventions on Human or Labor Rights, or companies involved in controversial industries: tobacco, thermal coal, nuclear weapons or unconventional oil & gas as defined in "Replication Methods".

**German Investment Tax Act** : At least 60% of the sub-fund's net asset value is continuously invested in equities listed on a stock exchange or traded on an organized market. For the sake of clarity investments in Real Estate Investment Trusts (as such term is defined by the German Ministry of Finance) and UCITS or UCIs are not included in this percentage.

### Tracking Error

The tracking error measures the volatility of the difference between the return of the sub-fund and the return of the Index. In normal market conditions, it is anticipated that the sub-fund will track the performance of the Index with a tracking error of up to 2%. The return, used to compute the tracking error of the sub-fund, is determined before taking into account any swing pricing mechanism.

### Techniques and instruments on securities and Derivatives

In order to deal with inflows and outflows and also with some local market specificities (market access and liquidity, local tax); the Investment Manager will be able to combine the direct replication with a replication through derivatives such as amongst other futures. In case of such replication, the sub-fund may hold deposits while keeping full exposure to the Index.

The sub-fund may enter into any efficient portfolio management techniques and instruments relating to transferable securities and money market instruments, such as securities lending and borrowing, reverse purchase agreement and repurchase agreement for the purposes of efficient portfolio management as described and in compliance with sections "Techniques and Instruments on Securities Financing Transactions" and "Replication Methods" of this prospectus. In particular, such techniques and instruments may be used in order to generate additional income.

The maximum and expected proportions of the sub-fund's assets that can be subject to SFT and TRS are disclosed in the table "USE OF SECURITIES FINANCING TRANSACTIONS AND TOTAL RETURN SWAPS".

**Sub-fund base currency** : US Dollar

### Investment Manager

Amundi Asset Management

## Main Risks

See "Risk Descriptions" for more information.

### Risks of ordinary market conditions

The Fund has high volatility due to its exposure to equity markets

Currency	Investment fund
Derivatives	Management
Emerging Market	Market
Equity	Sustainable Investment
Index replication	Use of techniques and Instruments
Country risk - China	
Listing market liquidity (ETF share class)	

### Risks of unusual market conditions

Counterparty	Liquidity
Operational	Standard practices
<b>Risk management method</b>	Commitment

## Planning Your Investment

Designed for Investors who understand the risks of the sub-fund and plan to invest for at least 5 years.

The sub-fund may appeal to investors who:

- are interested in investment growth in the long term
- are looking to replicate the performance of the Index while accepting its associated risks and volatility

**Business day** Any day that is a day when Euronext Paris is fully open.

**Transaction Day** Requests received and accepted by 14:00 CET on a Business day will ordinarily be processed on the NAV of the first following day that is a business day and also a full bank business day in Hong-Kong market and a full bank business day either in South Korea market or in Taiwan market. Transaction settlement will occur within two Business days after the relevant transaction day.

In addition, technical net asset values ("T-NAV") may be calculated and published for any calendar day (excluding Saturdays and Sundays) that is neither a business day nor a transaction day. These T-NAV are merely indicative and will not be the basis for purchasing, switching, redeeming and/or transferring shares.

**NAV publication Day :**      **Transaction Day +1**

**Switching in/out**                      Permitted

## MAIN SHARE CLASSES AND FEES

Share class	Currency	Min initial Investment*	Fees for share transactions		Annual fees	
			Purchase (max)	Switch (max)	Management (max)	Administration (max)
UCITS ETF DR	USD	USD 1,000,000	3.00%	1.00%	0.08%	0.10%

See section "Notes on sub-fund Costs" in the prospectus. Other share classes may be available. For a current listing of available classes, go to [amundi.lu/amundi-index-solutions](http://amundi.lu/amundi-index-solutions)

\* Those minimums are applied in USD or in the equivalent amount, in the relevant share class currency.

## Index provider disclaimer

AMUNDI MSCI EMERGING ESG LEADERS (THE "SUB-FUND") IS NOT SPONSORED, ENDORSED, SOLD OR PROMOTED BY MSCI INC. ("MSCI"), ANY OF ITS AFFILIATES, ANY OF ITS INFORMATION PROVIDERS OR ANY THIRD PARTY INVOLVED IN, OR RELATED TO, COMPILING OR CREATING ANY MSCI INDEX (COLLECTIVELY, THE "MSCI PARTIES"). THE MSCI INDICES ARE THE EXCLUSIVE PROPERTY OF MSCI AND ARE SERVICE MARKS OF MSCI OR ITS AFFILIATES. THE MSCI INDICES HAVE BEEN LICENSED FOR USE FOR CERTAIN PURPOSES BY AMUNDI. NONE OF THE MSCI PARTIES MAKES ANY REPRESENTATION OR WARRANTY, EXPRESS OR IMPLIED, TO THE ISSUER OR OWNERS OF THIS SUB-FUND OR ANY OTHER PERSON OR ENTITY REGARDING THE ADVISABILITY OF INVESTING IN SUB-FUNDS GENERALLY OR IN THIS PARTICULAR SUB-FUND OR THE ABILITY OF ANY MSCI INDEX TO TRACK CORRESPONDING STOCK MARKET PERFORMANCE. MSCI OR ITS AFFILIATES ARE THE LICENSORS OF CERTAIN TRADEMARKS, SERVICE MARKS AND TRADE NAMES AND OF THE MSCI INDICES WHICH ARE DETERMINED, COMPOSED AND CALCULATED BY MSCI WITHOUT REGARD TO AMUNDI OR THIS SUB-FUND OR THIS SUB-FUND'S UNITHOLDERS OR ANY OTHER PERSON OR ENTITY.

NONE OF THE MSCI PARTIES HAS ANY OBLIGATION TO TAKE THE NEEDS OF THE AMUNDI, THIS SUB-FUND'S UNITHOLDERS OR ANY OTHER PERSON OR ENTITY INTO CONSIDERATION IN DETERMINING, COMPOSING OR CALCULATING THE MSCI INDICES. NONE OF THE MSCI PARTIES IS RESPONSIBLE FOR OR HAS PARTICIPATED IN DETERMINATION OF THE TIMING OF, PRICES AT, OR QUANTITIES OF THIS SUB-FUND TO BE ISSUED OR IN THE DETERMINATION OR CALCULATION OF THE EQUATION BY OR THE CONSIDERATION INTO WHICH THIS SUB-FUND IS REDEEMABLE. FURTHERMORE, NONE OF THE MSCI PARTIES HAS ANY OBLIGATION OR LIABILITY TO THE ISSUER OR OWNERS OF THIS SUB-FUND OR ANY OTHER PERSON OR ENTITY IN CONNECTION WITH THE ADMINISTRATION, MARKETING OR OFFERING OF THIS SUB-FUND.

ALTHOUGH MSCI SHALL OBTAIN INFORMATION FOR INCLUSION IN OR FOR USE IN THE CALCULATION OF THE MSCI INDICES FROM SOURCES THAT MSCI CONSIDERS RELIABLE, NONE OF THE MSCI PARTIES WARRANTS OR GUARANTEES THE ORIGINALITY, ACCURACY AND/OR THE COMPLETENESS OF ANY MSCI INDEX OR ANY DATA INCLUDED THEREIN. NONE OF THE MSCI PARTIES MAKES ANY WARRANTY, EXPRESS OR IMPLIED, AS TO RESULTS TO BE OBTAINED BY THE ISSUER OF THE SUB-FUND, OWNERS OF THE SUB-FUND, OR ANY OTHER PERSON OR ENTITY, FROM THE USE OF ANY MSCI INDEX OR ANY DATA INCLUDED THEREIN. NONE OF THE MSCI PARTIES SHALL HAVE ANY LIABILITY FOR ANY ERRORS, OMISSIONS OR INTERRUPTIONS OF OR IN CONNECTION WITH ANY MSCI INDEX OR ANY DATA INCLUDED THEREIN. FURTHERMORE, NONE OF THE MSCI PARTIES MAKES ANY EXPRESS OR IMPLIED WARRANTIES OF ANY KIND, AND THE MSCI PARTIES HEREBY EXPRESSLY DISCLAIM ALL WARRANTIES OF MERCHANTABILITY AND FITNESS FOR A PARTICULAR PURPOSE, WITH RESPECT TO EACH MSCI INDEX AND ANY DATA INCLUDED THEREIN. WITHOUT LIMITING ANY OF THE FOREGOING, IN NO EVENT SHALL ANY OF THE MSCI PARTIES HAVE ANY LIABILITY FOR ANY DIRECT, INDIRECT, SPECIAL, PUNITIVE, CONSEQUENTIAL OR ANY OTHER DAMAGES (INCLUDING LOST PROFITS) EVEN IF NOTIFIED OF THE POSSIBILITY OF SUCH DAMAGES.

# AMUNDI MSCI EMU ESG LEADERS SELECT

## Objective and Investment Policy

### Objective

To track the performance of MSCI EMU ESG LEADERS SELECT 5% Issuer Capped Index (the "Index"), and to minimize the tracking error between the net asset value of the sub-fund and the performance of the Index.

The sub-fund is a financial product that promotes among other characteristics ESG characteristics pursuant to Article 8 of the Disclosure Regulation, as further described in Annex 1 - ESG Related Disclosures to this Prospectus.

### Index Description

- General description of the Index

MSCI EMU ESG Leaders Select 5% Issuer Capped Index is an equity index based on the MSCI EMU Index ("Parent Index"), representative of the large and mid-cap stocks across 10 developed countries (as of September 2020) in the European Economic and Monetary Union (EMU) and issued by companies that have the highest Environmental, Social and Governance (ESG) rating in each sector of the Parent Index.

The Index is a Net Total Return Index: dividends net of tax paid by the index constituents are included in the Index return.

- Index currency: Euro
- Index Composition

The applicable universe includes all securities of the Parent Index.

The securities are selected by applying a combination of values based exclusions and a best-in-class selection process to companies in the MSCI EMU Index, as further described in Annex 1 - ESG Related Disclosures to this Prospectus.

- Index Revision

The Index rebalancing is planned quarterly.

- Index Publication

The Index is calculated and published by MSCI ("MSCI").

MSCI official indices are calculated using:

- the official closing prices of the stock exchanges on which the component securities are traded;
- the WM Reuters closing (16:00 GMT) exchange rates.

MSCI EMU ESG LEADERS SELECT 5% Issuer Capped Index value is available via Bloomberg. At the date of the prospectus, the ticker is: MXEMUEL5

The performance tracked is the closing price of the MSCI EMU ESG LEADERS SELECT 5% Issuer Capped Index.

MSCI index methodology, composition, revision rules and additional information concerning the Index underlying components are available on [msci.com](https://www.msci.com)

## Management Process

The exposure to the Index will be achieved through a direct replication, mainly by making direct investments in transferable securities and/or other eligible assets representing the Index constituents in a proportion extremely close to their proportion in the Index.

The sub-fund integrates sustainability risks and takes into account principal adverse impacts of investments on sustainability factors in its investment process as outlined in more detail in section "Sustainable Investing" of this prospectus and will not hold any securities of companies involved in the production or sale of controversial weapons, or companies in breach of international conventions on Human or Labor Rights, or companies involved in controversial industries: tobacco, thermal coal, nuclear weapons or unconventional oil & gas as defined in "Replication Methods".

### Plan d'Epargne en Actions (PEA) : Eligible

**German Investment Tax Act** : At least 65% of the sub-fund's net asset value is continuously invested in equities listed on a stock exchange or traded on an organized market. For the sake of clarity investments in Real Estate Investment Trusts (as such term is defined by the German Ministry of Finance) and UCITS or UCIs are not included in this percentage.

### Tracking Error

The tracking error measures the volatility of the difference between the return of the sub-fund and the return of the Index. In normal market conditions, it is anticipated that the sub-fund will track the performance of the Index with a tracking error of up to 1%. The return, used to compute the tracking error of the sub-fund, is determined before taking into account any swing pricing mechanism.

### Techniques and instruments on securities and Derivatives

In order to deal with inflows and outflows and also with some local market specificities (market access and liquidity, local tax); the Investment Manager will be able to combine the direct replication with a replication through derivatives such as amongst other futures. In case of such replication, the sub-fund may hold deposits while keeping full exposure to the Index.

The sub-fund may enter into any efficient portfolio management techniques and instruments relating to transferable securities and money market instruments, such as securities lending and borrowing, reverse purchase agreement and repurchase agreement for the purposes of efficient portfolio management as described and in compliance with sections "Techniques and Instruments on Securities Financing Transactions" and "Replication Methods" of this prospectus. In particular, such techniques and instruments may be used in order to generate additional income.

The maximum and expected proportions of the sub-fund's assets that can be subject to SFT and TRS are disclosed in the table "USE OF SECURITIES FINANCING TRANSACTIONS AND TOTAL RETURN SWAPS".

**Sub-fund base currency** : Euro

### Investment Manager

Amundi Asset Management

## Main Risks

See "*Risk Descriptions*" for more information.

### Risks of ordinary market conditions

The Fund has high volatility due to its exposure to equity markets

Currency	Management
Derivatives	Market
Equity	Sustainable Investment
Index replication	Use of techniques and Instruments
Investment fund	
Listing market liquidity (ETF share class)	

### Risks of unusual market conditions

Counterparty	Liquidity
Operational	Standard practices
<b>Risk management method</b>	Commitment

## Planning Your Investment

Designed for Investors who understand the risks of the sub-fund and plan to invest for at least 5 years.

The sub-fund may appeal to investors who:

- are interested in investment growth in the long term
- are looking to replicate the performance of the Index while accepting its associated risks and volatility

**Business day** Any day that is a day when Euronext Paris is fully open.

**Transaction Day** Requests received and accepted by 14:00 CET on a Business day will ordinarily be processed on the NAV of the first business day (including the business day when the relevant requests are received) that is also a full bank business day in Germany market. Transaction settlement will occur within two Business days after the relevant transaction day.

In addition, technical net asset values ("T-NAV") may be calculated and published for any calendar day (excluding Saturdays and Sundays) that is neither a business day nor a transaction day. These T-NAV are merely indicative and will not be the basis for purchasing, switching, redeeming and/or transferring shares.

**NAV publication Day :** Transaction Day +1

**Switching in/out** Permitted

## MAIN SHARE CLASSES AND FEES

Share class	Currency	Min initial Investment*	Fees for share transactions		Annual fees	
			Purchase (max)	Switch (max)	Management (max)	Administration (max)
AE	EUR	-	4.50%	1.00%	0.15%	0.15%
IE	EUR	USD 500,000	2.50%	1.00%	0.10%	0.05%
UCITS ETF DR - EUR	EUR	USD 1,000,000	3.00%	1.00%	0.15%	0.10%

See section "Notes on sub-fund Costs" in the prospectus. Other share classes may be available. For a current listing of available classes, go to [amundi.lu/amundi-index-solutions](http://amundi.lu/amundi-index-solutions)

\* Those minimums are applied in USD or in the equivalent amount, in the relevant share class currency.

## Index provider disclaimer

AMUNDI MSCI EMU ESG LEADERS SELECT (THE "SUB-FUND") IS NOT SPONSORED, ENDORSED, SOLD OR PROMOTED BY MSCI INC. ("MSCI"), ANY OF ITS AFFILIATES, ANY OF ITS INFORMATION PROVIDERS OR ANY THIRD PARTY INVOLVED IN, OR RELATED TO, COMPILING OR CREATING ANY MSCI INDEX (COLLECTIVELY, THE "MSCI PARTIES"). THE MSCI INDICES ARE THE EXCLUSIVE PROPERTY OF MSCI AND ARE SERVICE MARKS OF MSCI OR ITS AFFILIATES. THE MSCI INDICES HAVE BEEN LICENSED FOR USE FOR CERTAIN PURPOSES BY AMUNDI. NONE OF THE MSCI PARTIES MAKES ANY REPRESENTATION OR WARRANTY, EXPRESS OR IMPLIED, TO THE ISSUER OR OWNERS OF THIS SUB-FUND OR ANY OTHER PERSON OR ENTITY REGARDING THE ADVISABILITY OF INVESTING IN SUB-FUNDS GENERALLY OR IN THIS PARTICULAR SUB-FUND OR THE ABILITY OF ANY MSCI INDEX TO TRACK CORRESPONDING STOCK MARKET PERFORMANCE. MSCI OR ITS AFFILIATES ARE THE LICENSORS OF CERTAIN TRADEMARKS, SERVICE MARKS AND TRADE NAMES AND OF THE MSCI INDICES WHICH ARE DETERMINED, COMPOSED AND CALCULATED BY MSCI WITHOUT REGARD TO AMUNDI OR THIS SUB-FUND OR THIS SUB-FUND'S UNITHOLDERS OR ANY OTHER PERSON OR ENTITY.

NONE OF THE MSCI PARTIES HAS ANY OBLIGATION TO TAKE THE NEEDS OF THE AMUNDI, THIS SUB-FUND'S UNITHOLDERS OR ANY OTHER PERSON OR ENTITY INTO CONSIDERATION IN DETERMINING, COMPOSING OR CALCULATING THE MSCI INDICES. NONE OF THE MSCI PARTIES IS RESPONSIBLE FOR OR HAS PARTICIPATED IN DETERMINATION OF THE TIMING OF, PRICES AT, OR QUANTITIES OF THIS SUB-FUND TO BE ISSUED OR IN THE DETERMINATION OR CALCULATION OF THE EQUATION BY OR THE CONSIDERATION INTO WHICH THIS SUB-FUND IS REDEEMABLE. FURTHERMORE, NONE OF THE MSCI PARTIES HAS ANY OBLIGATION OR LIABILITY TO THE ISSUER OR OWNERS OF THIS SUB-FUND OR ANY OTHER PERSON OR ENTITY IN CONNECTION WITH THE ADMINISTRATION, MARKETING OR OFFERING OF THIS SUB-FUND.

ALTHOUGH MSCI SHALL OBTAIN INFORMATION FOR INCLUSION IN OR FOR USE IN THE CALCULATION OF THE MSCI INDICES FROM SOURCES THAT MSCI CONSIDERS RELIABLE, NONE OF THE MSCI PARTIES WARRANTS OR GUARANTEES THE ORIGINALITY, ACCURACY AND/OR THE COMPLETENESS OF ANY MSCI INDEX OR ANY DATA INCLUDED THEREIN. NONE OF THE MSCI PARTIES MAKES ANY WARRANTY, EXPRESS OR IMPLIED, AS TO RESULTS TO BE OBTAINED BY THE ISSUER OF THE SUB-FUND, OWNERS OF THE SUB-FUND, OR ANY OTHER PERSON OR ENTITY, FROM THE USE OF ANY MSCI INDEX OR ANY DATA INCLUDED THEREIN. NONE OF THE MSCI PARTIES SHALL HAVE ANY LIABILITY FOR ANY ERRORS, OMISSIONS OR INTERRUPTIONS OF OR IN CONNECTION WITH ANY MSCI INDEX OR ANY DATA INCLUDED THEREIN. FURTHERMORE, NONE OF THE MSCI PARTIES MAKES ANY EXPRESS OR IMPLIED WARRANTIES OF ANY KIND, AND THE MSCI PARTIES HEREBY EXPRESSLY DISCLAIM ALL WARRANTIES OF MERCHANTABILITY AND FITNESS FOR A PARTICULAR PURPOSE, WITH RESPECT TO EACH MSCI INDEX AND ANY DATA INCLUDED THEREIN. WITHOUT LIMITING ANY OF THE FOREGOING, IN NO EVENT SHALL ANY OF THE MSCI PARTIES HAVE ANY LIABILITY FOR ANY DIRECT, INDIRECT, SPECIAL, PUNITIVE, CONSEQUENTIAL OR ANY OTHER DAMAGES (INCLUDING LOST PROFITS) EVEN IF NOTIFIED OF THE POSSIBILITY OF SUCH DAMAGES.

# AMUNDI MSCI EUROPE ESG LEADERS SELECT

---

## Objective and Investment Policy

### Objective

To track the performance of MSCI EUROPE ESG LEADERS SELECT 5% Issuer Capped Index ("the Index"), and to minimize the tracking error between the net asset value of the sub-fund and the performance of the Index.

The sub-fund is a financial product that promotes among other characteristics ESG characteristics pursuant to Article 8 of the Disclosure Regulation, as further described in Annex 1 - ESG Related Disclosures to this Prospectus.

### Index Description

- General description of the Index

MSCI Europe ESG Leaders Select 5% Issuer Capped Index is an equity index based on the MSCI Europe Index ("Parent Index"), representative of the large and mid-cap securities of the 15 developed European countries and issued by companies that have the highest Environmental, Social and Governance (ESG) rating in each sector of the Parent Index.

The Index is a Net Total Return Index: dividends net of tax paid by the index constituents are included in the Index return.

- Index currency: Euro
- Index Composition

The securities are selected by applying a combination of value based exclusions and a best-in-class selection process to companies in the MSCI Europe Index, as further described in Annex 1 - ESG Related Disclosures to this Prospectus.

- Index Revision

The Index rebalancing is planned quarterly.

- Index Publication

The Index is calculated and published by MSCI ("MSCI").

MSCI official indices are calculated using:

- the official closing prices of the stock exchanges on which the component securities are traded;
- the WM Reuters closing (16:00 GMT) exchange rates.

MSCI EUROPE ESG LEADERS SELECT 5% Issuer Capped Index value is available via Bloomberg. At the date of the prospectus, the ticker is: MXEUESL5

The performance tracked is the closing price of the MSCI EUROPE ESG LEADERS SELECT 5% Issuer Capped Index.

MSCI index methodology, composition, revision rules and additional information concerning the Index underlying components are available on [msci.com](https://www.msci.com)

## Management Process

The exposure to the Index will be achieved through a Direct Replication, mainly by making direct investments in transferable securities and/or other eligible assets representing the Index constituents in a proportion extremely close to their proportion in the Index.

The sub-fund integrates sustainability risks and takes into account principal adverse impacts of investments on sustainability factors in its investment process as outlined in more detail in section "Sustainable Investing" of this prospectus and will not hold any securities of companies involved in the production or sale of controversial weapons, or companies in breach of international conventions on Human or Labor Rights, or companies involved in controversial industries: tobacco, thermal coal, nuclear weapons or unconventional oil & gas as defined in "Replication Methods".

**German Investment Tax Act** : At least 60% of the sub-fund's net asset value is continuously invested in equities listed on a stock exchange or traded on an organized market. For the sake of clarity investments in Real Estate Investment Trusts (as such term is defined by the German Ministry of Finance) and UCITS or UCIs are not included in this percentage.

### Tracking Error

The tracking error measures the volatility of the difference between the return of the sub-fund and the return of the Index. In normal market conditions, it is anticipated that the sub-fund will track the performance of the Index with a tracking error of up to 1%. The return, used to compute the tracking error of the sub-fund, is determined before taking into account any swing pricing mechanism.

### Techniques and instruments on securities and Derivatives

In order to deal with inflows and outflows and also with some local market specificities (market access and liquidity, local tax); the Investment Manager will be able to combine the direct replication with a replication through derivatives such as amongst other futures. In case of such replication, the sub-fund may hold deposits while keeping full exposure to the Index.

The sub-fund may enter into any efficient portfolio management techniques and instruments relating to transferable securities and money market instruments, such as securities lending and borrowing, reverse purchase agreement and repurchase agreement for the purposes of efficient portfolio management as described and in compliance with sections "Techniques and Instruments on Securities Financing Transactions" and "Replication Methods" of this prospectus. In particular, such techniques and instruments may be used in order to generate additional income.

The maximum and expected proportions of the sub-fund's assets that can be subject to SFT and TRS are disclosed in the table "USE OF SECURITIES FINANCING TRANSACTIONS AND TOTAL RETURN SWAPS".

**Sub-fund base currency** : Euro

### Investment Manager

Amundi Asset Management

## Main Risks

See "Risk Descriptions" for more information.

### Risks of ordinary market conditions

The Fund has high volatility due to its exposure to equity markets

Currency	Management
Derivatives	Market
Equity	Sustainable Investment
Index replication	Use of techniques and Instruments
Investment fund	
Listing market liquidity (ETF share class)	

### Risks of unusual market conditions

Counterparty	Liquidity
Operational	Standard practices

**Risk management method**                      Commitment



## Planning Your Investment

Designed for Investors who understand the risks of the sub-fund and plan to invest for at least 5 years.

The sub-fund may appeal to investors who:

- are interested in investment growth in the long term
- are looking to replicate the performance of the Index while accepting its associated risks and volatility

**Business day** Any day that is a day when Euronext Paris is fully open.

**Transaction Day** Requests received and accepted by 14:00 CET on a Business day will ordinarily be processed on the NAV of the first business day (including the business day when the relevant requests are received) that is also a full bank business day in United Kingdom market and in Germany market. Transaction settlement will occur within two Business days after the relevant transaction day.

In addition, technical net asset values ("T-NAV") may be calculated and published for any calendar day (excluding Saturdays and Sundays) that is neither a business day nor a transaction day. These T-NAV are merely indicative and will not be the basis for purchasing, switching, redeeming and/or transferring shares.

**NAV publication Day :**      **Transaction Day +1**

**Switching in/out**                      Permitted

## MAIN SHARE CLASSES AND FEES

Share class	Currency	Min initial Investment*	Fees for share transactions		Annual fees	
			Purchase (max)	Switch (max)	Management (max)	Administration (max)
UCITS ETF DR	EUR	USD 1,000,000	3.00%	1.00%	0.05%	0.10%

See section "Notes on sub-fund Costs" in the prospectus. Other share classes may be available. For a current listing of available classes, go to [amundi.lu/amundi-index-solutions](http://amundi.lu/amundi-index-solutions)

\* Those minimums are applied in USD or in the equivalent amount, in the relevant share class currency.

## Index provider disclaimer

AMUNDI MSCI EUROPE ESG LEADERS SELECT (THE "SUB-FUND") IS NOT SPONSORED, ENDORSED, SOLD OR PROMOTED BY MSCI INC. ("MSCI"), ANY OF ITS AFFILIATES, ANY OF ITS INFORMATION PROVIDERS OR ANY THIRD PARTY INVOLVED IN, OR RELATED TO, COMPILING OR CREATING ANY MSCI INDEX (COLLECTIVELY, THE "MSCI PARTIES"). THE MSCI INDICES ARE THE EXCLUSIVE PROPERTY OF MSCI AND ARE SERVICE MARKS OF MSCI OR ITS AFFILIATES. THE MSCI INDICES HAVE BEEN LICENSED FOR USE FOR CERTAIN PURPOSES BY AMUNDI. NONE OF THE MSCI PARTIES MAKES ANY REPRESENTATION OR WARRANTY, EXPRESS OR IMPLIED, TO THE ISSUER OR OWNERS OF THIS SUB-FUND OR ANY OTHER PERSON OR ENTITY REGARDING THE ADVISABILITY OF INVESTING IN SUB-FUNDS GENERALLY OR IN THIS PARTICULAR SUB-FUND OR THE ABILITY OF ANY MSCI INDEX TO TRACK CORRESPONDING STOCK MARKET PERFORMANCE. MSCI OR ITS AFFILIATES ARE THE LICENSORS OF CERTAIN TRADEMARKS, SERVICE MARKS AND TRADE NAMES AND OF THE MSCI INDICES WHICH ARE DETERMINED, COMPOSED AND CALCULATED BY MSCI WITHOUT REGARD TO AMUNDI OR THIS SUB-FUND OR THIS SUB-FUND'S UNITHOLDERS OR ANY OTHER PERSON OR ENTITY.

NONE OF THE MSCI PARTIES HAS ANY OBLIGATION TO TAKE THE NEEDS OF THE AMUNDI, THIS SUB-FUND'S UNITHOLDERS OR ANY OTHER PERSON OR ENTITY INTO CONSIDERATION IN DETERMINING, COMPOSING OR CALCULATING THE MSCI INDICES. NONE OF THE MSCI PARTIES IS RESPONSIBLE FOR OR HAS PARTICIPATED IN DETERMINATION OF THE TIMING OF, PRICES AT, OR QUANTITIES OF THIS SUB-FUND TO BE ISSUED OR IN THE DETERMINATION OR CALCULATION OF THE EQUATION BY OR THE CONSIDERATION INTO WHICH THIS SUB-FUND IS REDEEMABLE. FURTHERMORE, NONE OF THE MSCI PARTIES HAS ANY OBLIGATION OR LIABILITY TO THE ISSUER OR OWNERS OF THIS SUB-FUND OR ANY OTHER PERSON OR ENTITY IN CONNECTION WITH THE ADMINISTRATION, MARKETING OR OFFERING OF THIS SUB-FUND.

ALTHOUGH MSCI SHALL OBTAIN INFORMATION FOR INCLUSION IN OR FOR USE IN THE CALCULATION OF THE MSCI INDICES FROM SOURCES THAT MSCI CONSIDERS RELIABLE, NONE OF THE MSCI PARTIES WARRANTS OR GUARANTEES THE ORIGINALITY, ACCURACY AND/OR THE COMPLETENESS OF ANY MSCI INDEX OR ANY DATA INCLUDED THEREIN. NONE OF THE MSCI PARTIES MAKES ANY WARRANTY, EXPRESS OR IMPLIED, AS TO RESULTS TO BE OBTAINED BY THE ISSUER OF THE SUB-FUND, OWNERS OF THE SUB-FUND, OR ANY OTHER PERSON OR ENTITY, FROM THE USE OF ANY MSCI INDEX OR ANY DATA INCLUDED THEREIN. NONE OF THE MSCI PARTIES SHALL HAVE ANY LIABILITY FOR ANY ERRORS, OMISSIONS OR INTERRUPTIONS OF OR IN CONNECTION WITH ANY MSCI INDEX OR ANY DATA INCLUDED THEREIN. FURTHERMORE, NONE OF THE MSCI PARTIES MAKES ANY EXPRESS OR IMPLIED WARRANTIES OF ANY KIND, AND THE MSCI PARTIES HEREBY EXPRESSLY DISCLAIM ALL WARRANTIES OF MERCHANTABILITY AND FITNESS FOR A PARTICULAR PURPOSE, WITH RESPECT TO EACH MSCI INDEX AND ANY DATA INCLUDED THEREIN. WITHOUT LIMITING ANY OF THE FOREGOING, IN NO EVENT SHALL ANY OF THE MSCI PARTIES HAVE ANY LIABILITY FOR ANY DIRECT, INDIRECT, SPECIAL, PUNITIVE, CONSEQUENTIAL OR ANY OTHER DAMAGES (INCLUDING LOST PROFITS) EVEN IF NOTIFIED OF THE POSSIBILITY OF SUCH DAMAGES.

# AMUNDI MSCI USA ESG LEADERS SELECT

---

## Objective and Investment Policy

### Objective

To track the performance of MSCI USA ESG LEADERS SELECT 5% Issuer Capped Index ("the Index"), and to minimize the tracking error between the net asset value of the sub-fund and the performance of the Index.

The sub-fund is a financial product that promotes among other characteristics ESG characteristics pursuant to Article 8 of the Disclosure Regulation, as further described in Annex 1 - ESG Related Disclosures to this Prospectus.

### Index Description

- General description of the Index

MSCI USA ESG Leaders Select 5% Issuer Capped Index is an equity index based on the MSCI USA Index ("Parent Index"), representative of the large and mid-cap securities of the US market and issued by companies that have the highest Environmental, Social and Governance (ESG) rating in each sector of the Parent Index.

The Index is a Net Total Return Index: dividends net of tax paid by the index constituents are included in the Index return.

- Index currency: US Dollar
- Index Composition

The applicable universe includes all securities of the Parent Index.

The securities are selected by applying a combination of values based exclusions and a best-in-class selection process to companies in the MSCI USA Index, as further described in Annex 1 - ESG Related Disclosures to this Prospectus.

- Index Revision

The Index rebalancing is planned quarterly.

- Index Publication

The Index is calculated and published by MSCI ("MSCI").

MSCI official indices are calculated using:

- the official closing prices of the stock exchanges on which the component securities are traded;
- the WM Reuters closing (16:00 GMT) exchange rates.

MSCI USA ESG LEADERS SELECT 5% Issuer Capped Index value is available via Bloomberg. At the date of the prospectus, the ticker is: MXUSESL5

The performance tracked is the closing price of the MSCI USA ESG LEADERS SELECT 5% Issuer Capped Index.

MSCI index methodology, composition, revision rules and additional information concerning the Index underlying components are available on [msci.com](https://www.msci.com)

## Management Process

The exposure to the Index will be achieved through a Direct Replication, mainly by making direct investments in transferable securities and/or other eligible assets representing the Index constituents in a proportion extremely close to their proportion in the Index.

The sub-fund integrates sustainability risks and takes into account principal adverse impacts of investments on sustainability factors in its investment process as outlined in more detail in section "Sustainable Investing" of this prospectus and will not hold any securities of companies involved in the production or sale of controversial weapons, or companies in breach of international conventions on Human or Labor Rights, or companies involved in controversial industries: tobacco, thermal coal, nuclear weapons or unconventional oil & gas as defined in "Replication Methods".

**German Investment Tax Act** : At least 60% of the sub-fund's net asset value is continuously invested in equities listed on a stock exchange or traded on an organized market. For the sake of clarity investments in Real Estate Investment Trusts (as such term is defined by the German Ministry of Finance) and UCITS or UCIs are not included in this percentage.

### Tracking Error

The tracking error measures the volatility of the difference between the return of the sub-fund and the return of the Index. In normal market conditions, it is anticipated that the sub-fund will track the performance of the Index with a tracking error of up to 1%. The return, used to compute the tracking error of the sub-fund, is determined before taking into account any swing pricing mechanism.

### Techniques and instruments on securities and Derivatives

In order to deal with inflows and outflows and also with some local market specificities (market access and liquidity, local tax); the Investment Manager will be able to combine the direct replication with a replication through derivatives such as amongst other futures. In case of such replication, the sub-fund may hold deposits while keeping full exposure to the Index.

The sub-fund may enter into any efficient portfolio management techniques and instruments relating to transferable securities and money market instruments, such as securities lending and borrowing, reverse purchase agreement and repurchase agreement for the purposes of efficient portfolio management as described and in compliance with sections "Techniques and Instruments on Securities Financing Transactions" and "Replication Methods" of this prospectus. In particular, such techniques and instruments may be used in order to generate additional income.

The maximum and expected proportions of the sub-fund's assets that can be subject to SFT and TRS are disclosed in the table "USE OF SECURITIES FINANCING TRANSACTIONS AND TOTAL RETURN SWAPS".

**Sub-fund base currency** : US Dollar

### Investment Manager

Amundi Asset Management

## Main Risks

See "Risk Descriptions" for more information.

### Risks of ordinary market conditions

The Fund has high volatility due to its exposure to equity markets

Derivatives	Management
Equity	Market
Index replication	Sustainable Investment
Investment fund	Use of techniques and Instruments
Listing market liquidity (ETF share class)	

### Risks of unusual market conditions

Counterparty	Liquidity
Operational	Standard practices

**Risk management method**                      Commitment

## Planning Your Investment

Designed for Investors who understand the risks of the sub-fund and plan to invest for at least 5 years.

The sub-fund may appeal to investors who:

- are interested in investment growth in the long term
- are looking to replicate the performance of the Index while accepting its associated risks and volatility

**Business day** Any day that is a day when Euronext Paris is fully open.

**Transaction Day** Requests received and accepted by 14:00 CET on a Business day will ordinarily be processed on the NAV of the first Business day (including the Business day when the relevant requests are received) that is also a bank business day in USA market. Transaction settlement will occur within two Business days after the relevant transaction day.

In addition, technical net asset values ("T-NAV") may be calculated and published for any calendar day (excluding Saturdays and Sundays) that is neither a business day nor a transaction day. These T-NAV are merely indicative and will not be the basis for purchasing, switching, redeeming and/or transferring shares.

**NAV publication Day :**      **Transaction Day +1**

**Switching in/out**                      Permitted

## MAIN SHARE CLASSES AND FEES

Share class	Currency	Min initial Investment*	Fees for share transactions		Annual fees	
			Purchase (max)	Switch (max)	Management (max)	Administration (max)
UCITS ETF DR	USD	USD 1,000,000	3.00%	1.00%	0.05%	0.10%

See section "Notes on sub-fund Costs" in the prospectus. Other share classes may be available. For a current listing of available classes, go to [amundi.lu/amundi-index-solutions](http://amundi.lu/amundi-index-solutions)

\* Those minimums are applied in USD or in the equivalent amount, in the relevant share class currency.

## Index provider disclaimer

AMUNDI MSCI USA ESG LEADERS SELECT (THE "SUB-FUND") IS NOT SPONSORED, ENDORSED, SOLD OR PROMOTED BY MSCI INC. ("MSCI"), ANY OF ITS AFFILIATES, ANY OF ITS INFORMATION PROVIDERS OR ANY THIRD PARTY INVOLVED IN, OR RELATED TO, COMPILING OR CREATING ANY MSCI INDEX (COLLECTIVELY, THE "MSCI PARTIES"). THE MSCI INDICES ARE THE EXCLUSIVE PROPERTY OF MSCI AND ARE SERVICE MARKS OF MSCI OR ITS AFFILIATES. THE MSCI INDICES HAVE BEEN LICENSED FOR USE FOR CERTAIN PURPOSES BY AMUNDI. NONE OF THE MSCI PARTIES MAKES ANY REPRESENTATION OR WARRANTY, EXPRESS OR IMPLIED, TO THE ISSUER OR OWNERS OF THIS SUB-FUND OR ANY OTHER PERSON OR ENTITY REGARDING THE ADVISABILITY OF INVESTING IN SUB-FUNDS GENERALLY OR IN THIS PARTICULAR SUB-FUND OR THE ABILITY OF ANY MSCI INDEX TO TRACK CORRESPONDING STOCK MARKET PERFORMANCE. MSCI OR ITS AFFILIATES ARE THE LICENSORS OF CERTAIN TRADEMARKS, SERVICE MARKS AND TRADE NAMES AND OF THE MSCI INDICES WHICH ARE DETERMINED, COMPOSED AND CALCULATED BY MSCI WITHOUT REGARD TO AMUNDI OR THIS SUB-FUND OR THIS SUB-FUND'S UNITHOLDERS OR ANY OTHER PERSON OR ENTITY.

NONE OF THE MSCI PARTIES HAS ANY OBLIGATION TO TAKE THE NEEDS OF THE AMUNDI, THIS SUB-FUND'S UNITHOLDERS OR ANY OTHER PERSON OR ENTITY INTO CONSIDERATION IN DETERMINING, COMPOSING OR CALCULATING THE MSCI INDICES. NONE OF THE MSCI PARTIES IS RESPONSIBLE FOR OR HAS PARTICIPATED IN DETERMINATION OF THE TIMING OF, PRICES AT, OR QUANTITIES OF THIS SUB-FUND TO BE ISSUED OR IN THE DETERMINATION OR CALCULATION OF THE EQUATION BY OR THE CONSIDERATION INTO WHICH THIS SUB-FUND IS REDEEMABLE. FURTHERMORE, NONE OF THE MSCI PARTIES HAS ANY OBLIGATION OR LIABILITY TO THE ISSUER OR OWNERS OF THIS SUB-FUND OR ANY OTHER PERSON OR ENTITY IN CONNECTION WITH THE ADMINISTRATION, MARKETING OR OFFERING OF THIS SUB-FUND.

ALTHOUGH MSCI SHALL OBTAIN INFORMATION FOR INCLUSION IN OR FOR USE IN THE CALCULATION OF THE MSCI INDICES FROM SOURCES THAT MSCI CONSIDERS RELIABLE, NONE OF THE MSCI PARTIES WARRANTS OR GUARANTEES THE ORIGINALITY, ACCURACY AND/OR THE COMPLETENESS OF ANY MSCI INDEX OR ANY DATA INCLUDED THEREIN. NONE OF THE MSCI PARTIES MAKES ANY WARRANTY, EXPRESS OR IMPLIED, AS TO RESULTS TO BE OBTAINED BY THE ISSUER OF THE SUB-FUND, OWNERS OF THE SUB-FUND, OR ANY OTHER PERSON OR ENTITY, FROM THE USE OF ANY MSCI INDEX OR ANY DATA INCLUDED THEREIN. NONE OF THE MSCI PARTIES SHALL HAVE ANY LIABILITY FOR ANY ERRORS, OMISSIONS OR INTERRUPTIONS OF OR IN CONNECTION WITH ANY MSCI INDEX OR ANY DATA INCLUDED THEREIN. FURTHERMORE, NONE OF THE MSCI PARTIES MAKES ANY EXPRESS OR IMPLIED WARRANTIES OF ANY KIND, AND THE MSCI PARTIES HEREBY EXPRESSLY DISCLAIM ALL WARRANTIES OF MERCHANTABILITY AND FITNESS FOR A PARTICULAR PURPOSE, WITH RESPECT TO EACH MSCI INDEX AND ANY DATA INCLUDED THEREIN. WITHOUT LIMITING ANY OF THE FOREGOING, IN NO EVENT SHALL ANY OF THE MSCI PARTIES HAVE ANY LIABILITY FOR ANY DIRECT, INDIRECT, SPECIAL, PUNITIVE, CONSEQUENTIAL OR ANY OTHER DAMAGES (INCLUDING LOST PROFITS) EVEN IF NOTIFIED OF THE POSSIBILITY OF SUCH DAMAGES.

# AMUNDI MSCI WORLD ESG LEADERS SELECT

---

## Objective and Investment Policy

### Objective

To track the performance of MSCI WORLD ESG LEADERS SELECT 5% Issuer Capped Index ("the Index"), and to minimize the tracking error between the net asset value of the sub-fund and the performance of the Index.

The sub-fund is a financial product that promotes among other characteristics ESG characteristics pursuant to Article 8 of the Disclosure Regulation, as further described in Annex 1 - ESG Related Disclosures to this Prospectus.

### Index Description

- General description of the Index

MSCI WORLD ESG LEADERS SELECT 5% Issuer Capped Index is an equity index based on the MSCI World Index ("Parent Index"), representative of the large and mid-cap securities of the 23 developed countries and issued by companies that have the highest Environmental, Social and Governance (ESG) rating in each sector of the Parent Index.

The Index is a Net Total Return Index: dividends net of tax paid by the index constituents are included in the Index return.

- Index currency: US Dollar
- Index Composition

The applicable universe includes all securities of the Parent Index.

The securities are selected by applying a combination of values based exclusions and a best-in-class selection process to companies in the MSCI World Index, as further described in Annex 1 - ESG Related Disclosures to this Prospectus.

- Index Revision

The Index rebalancing is planned quarterly.

- Index Publication

The Index is calculated and published by MSCI ("MSCI").

MSCI official indices are calculated using:

- the official closing prices of the stock exchanges on which the component securities are traded;
- the WM Reuters closing (16:00 GMT) exchange rates.

MSCI WORLD ESG LEADERS SELECT 5% Issuer Capped Index value is available via Bloomberg. At the date of the prospectus, the ticker is: MXWOESL5

The performance tracked is the closing price of the MSCI WORLD ESG LEADERS SELECT 5% Issuer Capped Index.

MSCI index methodology, composition, revision rules and additional information concerning the Index underlying components are available on [msci.com](https://www.msci.com)

## Management Process

The exposure to the Index will be achieved through a Direct Replication, mainly by making direct investments in transferable securities and/or other eligible assets representing the Index constituents in a proportion extremely close to their proportion in the Index.

The sub-fund integrates sustainability risks and takes into account principal adverse impacts of investments on sustainability factors in its investment process as outlined in more detail in section "Sustainable Investing" of this prospectus and will not hold any securities of companies involved in the production or sale of controversial weapons, or companies in breach of international conventions on Human or Labor Rights, or companies involved in controversial industries: tobacco, thermal coal, nuclear weapons or unconventional oil & gas as defined in "Replication Methods".

**German Investment Tax Act** : At least 60% of the sub-fund's net asset value is continuously invested in equities listed on a stock exchange or traded on an organized market. For the sake of clarity investments in Real Estate Investment Trusts (as such term is defined by the German Ministry of Finance) and UCITS or UCIs are not included in this percentage.

### Tracking Error

The tracking error measures the volatility of the difference between the return of the sub-fund and the return of the Index. In normal market conditions, it is anticipated that the sub-fund will track the performance of the Index with a tracking error of up to 1%. The return, used to compute the tracking error of the sub-fund, is determined before taking into account any swing pricing mechanism.

### Techniques and instruments on securities and Derivatives

In order to deal with inflows and outflows and also with some local market specificities (market access and liquidity, local tax); the Investment Manager will be able to combine the direct replication with a replication through derivatives such as amongst other futures. In case of such replication, the sub-fund may hold deposits while keeping full exposure to the Index.

The sub-fund may enter into any efficient portfolio management techniques and instruments relating to transferable securities and money market instruments, such as securities lending and borrowing, reverse purchase agreement and repurchase agreement for the purposes of efficient portfolio management as described and in compliance with sections "Techniques and Instruments on Securities Financing Transactions" and "Replication Methods" of this prospectus. In particular, such techniques and instruments may be used in order to generate additional income.

The maximum and expected proportions of the sub-fund's assets that can be subject to SFT and TRS are disclosed in the table "USE OF SECURITIES FINANCING TRANSACTIONS AND TOTAL RETURN SWAPS".

**Sub-fund base currency** : US Dollar

### Investment Manager

Amundi Asset Management

## Main Risks

See "Risk Descriptions" for more information.

### Risks of ordinary market conditions

The Fund has high volatility due to its exposure to equity markets

Currency	Management
Derivatives	Market
Equity	Sustainable Investment
Index replication	Use of techniques and Instruments
Investment fund	
Listing market liquidity (ETF share class)	

### Risks of unusual market conditions

Counterparty	Liquidity
Operational	Standard practices

**Risk management method**                      Commitment

## Planning Your Investment

Designed for Investors who understand the risks of the sub-fund and plan to invest for at least 5 years.

The sub-fund may appeal to investors who:

- are interested in investment growth in the long term
- are looking to replicate the performance of the Index while accepting its associated risks and volatility

**Business day** Any day that is a day when Euronext Paris is fully open.

**Transaction Day** Requests received and accepted by 14:00 CET on a Business day will ordinarily be processed on the NAV of the first following day that is a Business day and also a bank business day in USA market. Transaction settlement will occur within two Business days after the relevant transaction day.

In addition, technical net asset values ("T-NAV") may be calculated and published for any calendar day (excluding Saturdays and Sundays) that is neither a business day nor a transaction day. These T-NAV are merely indicative and will not be the basis for purchasing, switching, redeeming and/or transferring shares.

**NAV publication Day :**           **Transaction Day +1**  
**Switching in/out**                   Permitted

## MAIN SHARE CLASSES AND FEES

Share class	Currency	Min initial Investment*	Fees for share transactions		Annual fees	
			Purchase (max)	Switch (max)	Management (max)	Administration (max)

See section "Notes on sub-fund Costs" in the prospectus. Other share classes may be available. For a current listing of available classes, go to [amundi.lu/amundi-index-solutions](http://amundi.lu/amundi-index-solutions)

\* Those minimums are applied in USD or in the equivalent amount, in the relevant share class currency.

## Index provider disclaimer

AMUNDI MSCI WORLD ESG LEADERS SELECT (THE "SUB-FUND") IS NOT SPONSORED, ENDORSED, SOLD OR PROMOTED BY MSCI INC. ("MSCI"), ANY OF ITS AFFILIATES, ANY OF ITS INFORMATION PROVIDERS OR ANY THIRD PARTY INVOLVED IN, OR RELATED TO, COMPILING OR CREATING ANY MSCI INDEX (COLLECTIVELY, THE "MSCI PARTIES"). THE MSCI INDICES ARE THE EXCLUSIVE PROPERTY OF MSCI AND ARE SERVICE MARKS OF MSCI OR ITS AFFILIATES. THE MSCI INDICES HAVE BEEN LICENSED FOR USE FOR CERTAIN PURPOSES BY AMUNDI. NONE OF THE MSCI PARTIES MAKES ANY REPRESENTATION OR WARRANTY, EXPRESS OR IMPLIED, TO THE ISSUER OR OWNERS OF THIS SUB-FUND OR ANY OTHER PERSON OR ENTITY REGARDING THE ADVISABILITY OF INVESTING IN SUB-FUNDS GENERALLY OR IN THIS PARTICULAR SUB-FUND OR THE ABILITY OF ANY MSCI INDEX TO TRACK CORRESPONDING STOCK MARKET PERFORMANCE. MSCI OR ITS AFFILIATES ARE THE LICENSORS OF CERTAIN TRADEMARKS, SERVICE MARKS AND TRADE NAMES AND OF THE MSCI INDICES WHICH ARE DETERMINED, COMPOSED AND CALCULATED BY MSCI WITHOUT REGARD TO AMUNDI OR THIS SUB-FUND OR THIS SUB-FUND'S UNITHOLDERS OR ANY OTHER PERSON OR ENTITY.

NONE OF THE MSCI PARTIES HAS ANY OBLIGATION TO TAKE THE NEEDS OF THE AMUNDI, THIS SUB-FUND'S UNITHOLDERS OR ANY OTHER PERSON OR ENTITY INTO CONSIDERATION IN DETERMINING, COMPOSING OR CALCULATING THE MSCI INDICES. NONE OF THE MSCI PARTIES IS RESPONSIBLE FOR OR HAS PARTICIPATED IN DETERMINATION OF THE TIMING OF, PRICES AT, OR QUANTITIES OF THIS SUB-FUND TO BE ISSUED OR IN THE DETERMINATION OR CALCULATION OF THE EQUATION BY OR THE CONSIDERATION INTO WHICH THIS SUB-FUND IS REDEEMABLE. FURTHERMORE, NONE OF THE MSCI PARTIES HAS ANY OBLIGATION OR LIABILITY TO THE ISSUER OR OWNERS OF THIS SUB-FUND OR ANY OTHER PERSON OR ENTITY IN CONNECTION WITH THE ADMINISTRATION, MARKETING OR OFFERING OF THIS SUB-FUND.

ALTHOUGH MSCI SHALL OBTAIN INFORMATION FOR INCLUSION IN OR FOR USE IN THE CALCULATION OF THE MSCI INDICES FROM SOURCES THAT MSCI CONSIDERS RELIABLE, NONE OF THE MSCI PARTIES WARRANTS OR GUARANTEES THE ORIGINALITY, ACCURACY AND/OR THE COMPLETENESS OF ANY MSCI INDEX OR ANY DATA INCLUDED THEREIN. NONE OF THE MSCI PARTIES MAKES ANY WARRANTY, EXPRESS OR IMPLIED, AS TO RESULTS TO BE OBTAINED BY THE ISSUER OF THE SUB-FUND, OWNERS OF THE SUB-FUND, OR ANY OTHER PERSON OR ENTITY, FROM THE USE OF ANY MSCI INDEX OR ANY DATA INCLUDED THEREIN. NONE OF THE MSCI PARTIES SHALL HAVE ANY LIABILITY FOR ANY ERRORS, OMISSIONS OR INTERRUPTIONS OF OR IN CONNECTION WITH ANY MSCI INDEX OR ANY DATA INCLUDED THEREIN. FURTHERMORE, NONE OF THE MSCI PARTIES MAKES ANY EXPRESS OR IMPLIED WARRANTIES OF ANY KIND, AND THE MSCI PARTIES HEREBY EXPRESSLY DISCLAIM ALL WARRANTIES OF MERCHANTABILITY AND FITNESS FOR A PARTICULAR PURPOSE, WITH RESPECT TO EACH MSCI INDEX AND ANY DATA INCLUDED THEREIN. WITHOUT LIMITING ANY OF THE FOREGOING, IN NO EVENT SHALL ANY OF THE MSCI PARTIES HAVE ANY LIABILITY FOR ANY DIRECT, INDIRECT, SPECIAL, PUNITIVE, CONSEQUENTIAL OR ANY OTHER DAMAGES (INCLUDING LOST PROFITS) EVEN IF NOTIFIED OF THE POSSIBILITY OF SUCH DAMAGES.

# AMUNDI MSCI EMU ESG UNIVERSAL SELECT

---

## Objective and Investment Policy

### Objective

To track the performance of MSCI EMU ESG UNIVERSAL SELECT Index ("the Index"), and to minimize the tracking error between the net asset value of the sub-fund and the performance of the Index.

The sub-fund is a financial product that promotes among other characteristics ESG characteristics pursuant to Article 8 of the Disclosure Regulation, as further described in Annex 1 - ESG Related Disclosures to this Prospectus.

### Index Description

- General description of the Index

MSCI EMU ESG UNIVERSAL SELECT is an equity index based on the MSCI EMU Index ("Parent Index"), representative of the large and mid-cap securities of the 10 developed countries in the European Economic and Monetary Union. The index aims to represent the performance of a strategy that increase the exposure compared to the Parent Index to companies with both a robust ESG profile as well as a positive trend in improving that ESG profile. The methodology aims at adjusting the constituents' free-float market capitalisation weights based upon certain environmental, social and governance ("ESG") metrics.

The Index is a Net Total Return Index: dividends net of tax paid by the index constituents are included in the Index return.

- Index currency: Euro
- Index Composition

The eligible universe is defined by excluding securities from the Parent Index universe, as further described in Annex 1 - ESG Related Disclosures to this Prospectus.

- Index Revision

The Index rebalancing is planned quarterly.

- Index Publication

The Index is calculated and published by MSCI ("MSCI").

MSCI official indices are calculated using:

- the official closing prices of the stock exchanges on which the component securities are traded;
- the WM Reuters closing (16:00 GMT) exchange rates.

MSCI EMU ESG UNIVERSAL SELECT Index value is available via Bloomberg.

At the date of the prospectus, the ticker is: MXEMESUS

The performance tracked is the closing price of the MSCI EMU ESG UNIVERSAL SELECT Index.

MSCI index methodology, composition, revision rules and additional information concerning the Index underlying components are available on [msci.com](https://www.msci.com)



## Management Process

The exposure to the Index will be achieved through a Direct Replication, mainly by making direct investments in transferable securities and/or other eligible assets representing the Index constituents in a proportion extremely close to their proportion in the Index.

The sub-fund integrates sustainability risks and takes into account principal adverse impacts of investments on sustainability factors in its investment process as outlined in more detail in section "Sustainable Investing" of this prospectus and will not hold any securities of companies involved in the production or sale of controversial weapons, or companies in breach of international conventions on Human or Labor Rights, or companies involved in controversial industries: tobacco, thermal coal, nuclear weapons or unconventional oil & gas as defined in "Replication Methods".

**Plan d'Epargne en Actions (PEA) :** Eligible

**German Investment Tax Act :** At least 60% of the sub-fund's net asset value is continuously invested in equities listed on a stock exchange or traded on an organized market. For the sake of clarity investments in Real Estate Investment Trusts (as such term is defined by the German Ministry of Finance) and UCITS or UCIs are not included in this percentage.

### Tracking Error

The tracking error measures the volatility of the difference between the return of the sub-fund and the return of the Index. In normal market conditions, it is anticipated that the sub-fund will track the performance of the Index with a tracking error of up to 1%. The return, used to compute the tracking error of the sub-fund, is determined before taking into account any swing pricing mechanism.

### Techniques and instruments on securities and Derivatives

In order to deal with inflows and outflows and also with some local market specificities (market access and liquidity, local tax); the Investment Manager will be able to combine the direct replication with a replication through derivatives such as amongst other futures. In case of such replication, the sub-fund may hold deposits while keeping full exposure to the Index.

The sub-fund may enter into any efficient portfolio management techniques and instruments relating to transferable securities and money market instruments, such as securities lending and borrowing, reverse purchase agreement and repurchase agreement for the purposes of efficient portfolio management as described and in compliance with sections "Techniques and Instruments on Securities Financing Transactions" and "Replication Methods" of this prospectus. In particular, such techniques and instruments may be used in order to generate additional income.

The maximum and expected proportions of the sub-fund's assets that can be subject to SFT and TRS are disclosed in the table "USE OF SECURITIES FINANCING TRANSACTIONS AND TOTAL RETURN SWAPS".

**Sub-fund base currency :** Euro

### Investment Manager

Amundi Asset Management

## Main Risks

See "*Risk Descriptions*" for more information.

### Risks of ordinary market conditions

The Fund has high volatility due to its exposure to equity markets	
Derivatives	Management
Equity	Market
Index replication	Sustainable Investment
Investment fund	Use of techniques and Instruments
Listing market liquidity (ETF share class)	

### Risks of unusual market conditions

Counterparty	Liquidity
Operational	Standard practices

**Risk management method**                      Commitment

## Planning Your Investment

Designed for Investors who understand the risks of the sub-fund and plan to invest for at least 5 years.

The sub-fund may appeal to investors who:

- are interested in investment growth in the long term
- are looking to replicate the performance of the Index while accepting its associated risks and volatility

**Business day** Any day that is a day when Euronext Paris is fully open.

**Transaction Day** Requests received and accepted by 14:00 CET on a Business day will ordinarily be processed on the NAV of the first business day (including the business day when the relevant requests are received) that is also a full bank business day in Germany market. Transaction settlement will occur within two Business days after the relevant transaction day.

In addition, technical net asset values ("T-NAV") may be calculated and published for any calendar day (excluding Saturdays and Sundays) that is neither a business day nor a transaction day. These T-NAV are merely indicative and will not be the basis for purchasing, switching, redeeming and/or transferring shares.

**NAV publication Day :**      **Transaction Day +1**

**Switching in/out**                      Permitted

## MAIN SHARE CLASSES AND FEES

Share class	Currency	Min initial Investment*	Fees for share transactions		Annual fees	
			Purchase (max)	Switch (max)	Management (max)	Administration (max)
UCITS ETF DR	EUR	USD 1,000,000	3.00%	1.00%	0.05%	0.10%

See section "Notes on sub-fund Costs" in the prospectus. Other share classes may be available. For a current listing of available classes, go to [amundi.lu/amundi-index-solutions](http://amundi.lu/amundi-index-solutions)

\* Those minimums are applied in USD or in the equivalent amount, in the relevant share class currency.

## Index provider disclaimer

AMUNDI MSCI EMU ESG UNIVERSAL SELECT (THE "SUB-FUND") IS NOT SPONSORED, ENDORSED, SOLD OR PROMOTED BY MSCI INC. ("MSCI"), ANY OF ITS AFFILIATES, ANY OF ITS INFORMATION PROVIDERS OR ANY THIRD PARTY INVOLVED IN, OR RELATED TO, COMPILING OR CREATING ANY MSCI INDEX (COLLECTIVELY, THE "MSCI PARTIES"). THE MSCI INDICES ARE THE EXCLUSIVE PROPERTY OF MSCI AND ARE SERVICE MARKS OF MSCI OR ITS AFFILIATES. THE MSCI INDICES HAVE BEEN LICENSED FOR USE FOR CERTAIN PURPOSES BY AMUNDI. NONE OF THE MSCI PARTIES MAKES ANY REPRESENTATION OR WARRANTY, EXPRESS OR IMPLIED, TO THE ISSUER OR OWNERS OF THIS SUB-FUND OR ANY OTHER PERSON OR ENTITY REGARDING THE ADVISABILITY OF INVESTING IN SUB-FUNDS GENERALLY OR IN THIS PARTICULAR SUB-FUND OR THE ABILITY OF ANY MSCI INDEX TO TRACK CORRESPONDING STOCK MARKET PERFORMANCE. MSCI OR ITS AFFILIATES ARE THE LICENSORS OF CERTAIN TRADEMARKS, SERVICE MARKS AND TRADE NAMES AND OF THE MSCI INDICES WHICH ARE DETERMINED, COMPOSED AND CALCULATED BY MSCI WITHOUT REGARD TO AMUNDI OR THIS SUB-FUND OR THIS SUB-FUND'S UNITHOLDERS OR ANY OTHER PERSON OR ENTITY.

NONE OF THE MSCI PARTIES HAS ANY OBLIGATION TO TAKE THE NEEDS OF THE AMUNDI, THIS SUB-FUND'S UNITHOLDERS OR ANY OTHER PERSON OR ENTITY INTO CONSIDERATION IN DETERMINING, COMPOSING OR CALCULATING THE MSCI INDICES. NONE OF THE MSCI PARTIES IS RESPONSIBLE FOR OR HAS PARTICIPATED IN DETERMINATION OF THE TIMING OF, PRICES AT, OR QUANTITIES OF THIS SUB-FUND TO BE ISSUED OR IN THE DETERMINATION OR CALCULATION OF THE EQUATION BY OR THE CONSIDERATION INTO WHICH THIS SUB-FUND IS REDEEMABLE. FURTHERMORE, NONE OF THE MSCI PARTIES HAS ANY OBLIGATION OR LIABILITY TO THE ISSUER OR OWNERS OF THIS SUB-FUND OR ANY OTHER PERSON OR ENTITY IN CONNECTION WITH THE ADMINISTRATION, MARKETING OR OFFERING OF THIS SUB-FUND.

ALTHOUGH MSCI SHALL OBTAIN INFORMATION FOR INCLUSION IN OR FOR USE IN THE CALCULATION OF THE MSCI INDICES FROM SOURCES THAT MSCI CONSIDERS RELIABLE, NONE OF THE MSCI PARTIES WARRANTS OR GUARANTEES THE ORIGINALITY, ACCURACY AND/OR THE COMPLETENESS OF ANY MSCI INDEX OR ANY DATA INCLUDED THEREIN. NONE OF THE MSCI PARTIES MAKES ANY WARRANTY, EXPRESS OR IMPLIED, AS TO RESULTS TO BE OBTAINED BY THE ISSUER OF THE SUB-FUND, OWNERS OF THE SUB-FUND, OR ANY OTHER PERSON OR ENTITY, FROM THE USE OF ANY MSCI INDEX OR ANY DATA INCLUDED THEREIN. NONE OF THE MSCI PARTIES SHALL HAVE ANY LIABILITY FOR ANY ERRORS, OMISSIONS OR INTERRUPTIONS OF OR IN CONNECTION WITH ANY MSCI INDEX OR ANY DATA INCLUDED THEREIN. FURTHERMORE, NONE OF THE MSCI PARTIES MAKES ANY EXPRESS OR IMPLIED WARRANTIES OF ANY KIND, AND THE MSCI PARTIES HEREBY EXPRESSLY DISCLAIM ALL WARRANTIES OF MERCHANTABILITY AND FITNESS FOR A PARTICULAR PURPOSE, WITH RESPECT TO EACH MSCI INDEX AND ANY DATA INCLUDED THEREIN. WITHOUT LIMITING ANY OF THE FOREGOING, IN NO EVENT SHALL ANY OF THE MSCI PARTIES HAVE ANY LIABILITY FOR ANY DIRECT, INDIRECT, SPECIAL, PUNITIVE, CONSEQUENTIAL OR ANY OTHER DAMAGES (INCLUDING LOST PROFITS) EVEN IF NOTIFIED OF THE POSSIBILITY OF SUCH DAMAGES.

# AMUNDI MSCI EUROPE ESG UNIVERSAL SELECT

---

## Objective and Investment Policy

### Objective

To track the performance of MSCI EUROPE ESG UNIVERSAL SELECT Index ("the Index"), and to minimize the tracking error between the net asset value of the sub-fund and the performance of the Index.

The sub-fund is a financial product that promotes among other characteristics ESG characteristics pursuant to Article 8 of the Disclosure Regulation, as further described in Annex 1 - ESG Related Disclosures to this Prospectus.

### Index Description

- General description of the Index

MSCI Europe ESG UNIVERSAL SELECT is an equity index based on the MSCI Europe Index ("Parent Index"), representative of the large and mid-cap securities of the 15 developed European countries. The index aims to represent the performance of a strategy that increase the exposure compared to the Parent Index to companies with both a robust ESG profile as well as a positive trend in improving that ESG profile. The methodology aims at adjusting the constituents' free-float market capitalisation weights based upon certain environmental, social and governance ("ESG") metrics.

The Index is a Net Total Return Index: dividends net of tax paid by the index constituents are included in the Index return.

- Index currency: Euro
- Index Composition

The eligible universe is then defined by excluding securities from the Parent Index, as further described in Annex 1 - ESG Related Disclosures to this Prospectus.

- Index Revision

The Index rebalancing is planned quarterly.

- Index Publication

The Index is calculated and published by MSCI ("MSCI").

MSCI official indices are calculated using:

- the official closing prices of the stock exchanges on which the component securities are traded;
- the WM Reuters closing (16:00 GMT) exchange rates.

MSCI EUROPE ESG UNIVERSAL SELECT Index value is available via Bloomberg. At the date of the prospectus, the ticker is: MXEUESUS

The performance tracked is the closing price of the MSCI EUROPE ESG UNIVERSAL SELECT Index.

MSCI index methodology, composition, revision rules and additional information concerning the Index underlying components are available on [msci.com](https://www.msci.com)

## Management Process

The exposure to the Index will be achieved through a Direct Replication, mainly by making direct investments in transferable securities and/or other eligible assets representing the Index constituents in a proportion extremely close to their proportion in the Index.

The sub-fund integrates sustainability risks and takes into account principal adverse impacts of investments on sustainability factors in its investment process as outlined in more detail in section "Sustainable Investing" of this prospectus and will not hold any securities of companies involved in the production or sale of controversial weapons, or companies in breach of international conventions on Human or Labor Rights, or companies involved in controversial industries: tobacco, thermal coal, nuclear weapons or unconventional oil & gas as defined in "Replication Methods".

**German Investment Tax Act** : At least 60% of the sub-fund's net asset value is continuously invested in equities listed on a stock exchange or traded on an organized market. For the sake of clarity investments in Real Estate Investment Trusts (as such term is defined by the German Ministry of Finance) and UCITS or UCIs are not included in this percentage.

### Tracking Error

The tracking error measures the volatility of the difference between the return of the sub-fund and the return of the Index. In normal market conditions, it is anticipated that the sub-fund will track the performance of the Index with a tracking error of up to 1%. The return, used to compute the tracking error of the sub-fund, is determined before taking into account any swing pricing mechanism.

### Techniques and instruments on securities and Derivatives

In order to deal with inflows and outflows and also with some local market specificities (market access and liquidity, local tax); the Investment Manager will be able to combine the direct replication with a replication through derivatives such as amongst other futures. In case of such replication, the sub-fund may hold deposits while keeping full exposure to the Index.

The sub-fund may enter into any efficient portfolio management techniques and instruments relating to transferable securities and money market instruments, such as securities lending and borrowing, reverse purchase agreement and repurchase agreement for the purposes of efficient portfolio management as described and in compliance with sections "Techniques and Instruments on Securities Financing Transactions" and "Replication Methods" of this prospectus. In particular, such techniques and instruments may be used in order to generate additional income.

The maximum and expected proportions of the sub-fund's assets that can be subject to SFT and TRS are disclosed in the table "USE OF SECURITIES FINANCING TRANSACTIONS AND TOTAL RETURN SWAPS".

**Sub-fund base currency** : Euro

### Investment Manager

Amundi Asset Management

## Main Risks

See "Risk Descriptions" for more information.

### Risks of ordinary market conditions

The Fund has high volatility due to its exposure to equity markets

Currency	Management
Derivatives	Market
Equity	Sustainable Investment
Index replication	Use of techniques and Instruments
Investment fund	
Listing market liquidity (ETF share class)	

### Risks of unusual market conditions

Counterparty	Liquidity
Operational	Standard practices

**Risk management method**                      Commitment

## Planning Your Investment

Designed for Investors who understand the risks of the sub-fund and plan to invest for at least 5 years.

The sub-fund may appeal to investors who:

- are interested in investment growth in the long term
- are looking to replicate the performance of the Index while accepting its associated risks and volatility

**Business day** Any day that is a day when Euronext Paris is fully open.

**Transaction Day** Requests received and accepted by 14:00 CET on a Business day will ordinarily be processed on the NAV of the first business day (including the business day when the relevant requests are received) that is also a full bank business day in United Kingdom market and in France market and in Swiss market. Transaction settlement will occur within two Business days after the relevant transaction day.

In addition, technical net asset values ("T-NAV") may be calculated and published for any calendar day (excluding Saturdays and Sundays) that is neither a business day nor a transaction day. These T-NAV are merely indicative and will not be the basis for purchasing, switching, redeeming and/or transferring shares.

**NAV publication Day :** Transaction Day +1

**Switching in/out** Permitted

## MAIN SHARE CLASSES AND FEES

Share class	Currency	Min initial Investment*	Fees for share transactions		Annual fees	
			Purchase (max)	Switch (max)	Management (max)	Administration (max)
UCITS ETF DR	EUR	USD 1,000,000	3.00%	1.00%	0.05%	0.10%

See section "Notes on sub-fund Costs" in the prospectus. Other share classes may be available. For a current listing of available classes, go to [amundi.lu/amundi-index-solutions](http://amundi.lu/amundi-index-solutions)

\* Those minimums are applied in USD or in the equivalent amount, in the relevant share class currency.

## Index provider disclaimer

AMUNDI MSCI EUROPE ESG UNIVERSAL SELECT (THE "SUB-FUND") IS NOT SPONSORED, ENDORSED, SOLD OR PROMOTED BY MSCI INC. ("MSCI"), ANY OF ITS AFFILIATES, ANY OF ITS INFORMATION PROVIDERS OR ANY THIRD PARTY INVOLVED IN, OR RELATED TO, COMPILING OR CREATING ANY MSCI INDEX (COLLECTIVELY, THE "MSCI PARTIES"). THE MSCI INDICES ARE THE EXCLUSIVE PROPERTY OF MSCI AND ARE SERVICE MARKS OF MSCI OR ITS AFFILIATES. THE MSCI INDICES HAVE BEEN LICENSED FOR USE FOR CERTAIN PURPOSES BY AMUNDI. NONE OF THE MSCI PARTIES MAKES ANY REPRESENTATION OR WARRANTY, EXPRESS OR IMPLIED, TO THE ISSUER OR OWNERS OF THIS SUB-FUND OR ANY OTHER PERSON OR ENTITY REGARDING THE ADVISABILITY OF INVESTING IN SUB-FUNDS GENERALLY OR IN THIS PARTICULAR SUB-FUND OR THE ABILITY OF ANY MSCI INDEX TO TRACK CORRESPONDING STOCK MARKET PERFORMANCE. MSCI OR ITS AFFILIATES ARE THE LICENSORS OF CERTAIN TRADEMARKS, SERVICE MARKS AND TRADE NAMES AND OF THE MSCI INDICES WHICH ARE DETERMINED, COMPOSED AND CALCULATED BY MSCI WITHOUT REGARD TO AMUNDI OR THIS SUB-FUND OR THIS SUB-FUND'S UNITHOLDERS OR ANY OTHER PERSON OR ENTITY.

NONE OF THE MSCI PARTIES HAS ANY OBLIGATION TO TAKE THE NEEDS OF THE AMUNDI, THIS SUB-FUND'S UNITHOLDERS OR ANY OTHER PERSON OR ENTITY INTO CONSIDERATION IN DETERMINING, COMPOSING OR CALCULATING THE MSCI INDICES. NONE OF THE MSCI PARTIES IS RESPONSIBLE FOR OR HAS PARTICIPATED IN DETERMINATION OF THE TIMING OF, PRICES AT, OR QUANTITIES OF THIS SUB-FUND TO BE ISSUED OR IN THE DETERMINATION OR CALCULATION OF THE EQUATION BY OR THE CONSIDERATION INTO WHICH THIS SUB-FUND IS REDEEMABLE. FURTHERMORE, NONE OF THE MSCI PARTIES HAS ANY OBLIGATION OR LIABILITY TO THE ISSUER OR OWNERS OF THIS SUB-FUND OR ANY OTHER PERSON OR ENTITY IN CONNECTION WITH THE ADMINISTRATION, MARKETING OR OFFERING OF THIS SUB-FUND.

ALTHOUGH MSCI SHALL OBTAIN INFORMATION FOR INCLUSION IN OR FOR USE IN THE CALCULATION OF THE MSCI INDICES FROM SOURCES THAT MSCI CONSIDERS RELIABLE, NONE OF THE MSCI PARTIES WARRANTS OR GUARANTEES THE ORIGINALITY, ACCURACY AND/OR THE COMPLETENESS OF ANY MSCI INDEX OR ANY DATA INCLUDED THEREIN. NONE OF THE MSCI PARTIES MAKES ANY WARRANTY, EXPRESS OR IMPLIED, AS TO RESULTS TO BE OBTAINED BY THE ISSUER OF THE SUB-FUND, OWNERS OF THE SUB-FUND, OR ANY OTHER PERSON OR ENTITY, FROM THE USE OF ANY MSCI INDEX OR ANY DATA INCLUDED THEREIN. NONE OF THE MSCI PARTIES SHALL HAVE ANY LIABILITY FOR ANY ERRORS, OMISSIONS OR INTERRUPTIONS OF OR IN CONNECTION WITH ANY MSCI INDEX OR ANY DATA INCLUDED THEREIN. FURTHERMORE, NONE OF THE MSCI PARTIES MAKES ANY EXPRESS OR IMPLIED WARRANTIES OF ANY KIND, AND THE MSCI PARTIES HEREBY EXPRESSLY DISCLAIM ALL WARRANTIES OF MERCHANTABILITY AND FITNESS FOR A PARTICULAR PURPOSE, WITH RESPECT TO EACH MSCI INDEX AND ANY DATA INCLUDED THEREIN. WITHOUT LIMITING ANY OF THE FOREGOING, IN NO EVENT SHALL ANY OF THE MSCI PARTIES HAVE ANY LIABILITY FOR ANY DIRECT, INDIRECT, SPECIAL, PUNITIVE, CONSEQUENTIAL OR ANY OTHER DAMAGES (INCLUDING LOST PROFITS) EVEN IF NOTIFIED OF THE POSSIBILITY OF SUCH DAMAGES.

# AMUNDI MSCI USA ESG UNIVERSAL SELECT

---

## Objective and Investment Policy

### Objective

To track the performance of MSCI USA ESG UNIVERSAL SELECT Index ("the Index"), and to minimize the tracking error between the net asset value of the sub-fund and the performance of the Index.

The sub-fund is a financial product that promotes among other characteristics ESG characteristics pursuant to Article 8 of the Disclosure Regulation, as further described in Annex 1 - ESG Related Disclosures to this Prospectus.

### Index Description

- General description of the Index

MSCI USA ESG UNIVERSAL SELECT is an equity index based on the MSCI USA Index ("Parent Index"), representative of the large and mid-cap securities of the US market. The index aims to represent the performance of a strategy that increase the exposure compared to the Parent Index to companies with both a robust ESG profile as well as a positive trend in improving that ESG profile. The methodology aims at adjusting the constituents' free-float market capitalisation weights based upon certain environmental, social and governance ("ESG") metrics.

The Index is a Net Total Return Index: dividends net of tax paid by the index constituents are included in the Index return.

- Index currency: US Dollar
- Index Composition

The eligible universe is defined by excluding securities from the Parent Index Universe, as further described in Annex 1 - ESG Related Disclosures to this Prospectus.

- Index Revision

The Index rebalancing is planned quarterly.

- Index Publication

The Index is calculated and published by MSCI ("MSCI").

MSCI official indices are calculated using:

- the official closing prices of the stock exchanges on which the component securities are traded;
- the WM Reuters closing (16:00 GMT) exchange rates.

MSCI USA ESG UNIVERSAL SELECT Index value is available via Bloomberg.

At the date of the prospectus, the ticker is: MXUSESUS

The performance tracked is the closing price of the MSCI USA ESG UNIVERSAL SELECT Index.

MSCI index methodology, composition, revision rules and additional information concerning the Index underlying components are available on [msci.com](https://www.msci.com)

## Management Process

The exposure to the Index will be achieved through a Direct Replication, mainly by making direct investments in transferable securities and/or other eligible assets representing the Index constituents in a proportion extremely close to their proportion in the Index.

The sub-fund integrates sustainability risks and takes into account principal adverse impacts of investments on sustainability factors in its investment process as outlined in more detail in section "Sustainable Investing" of this prospectus and will not hold any securities of companies involved in the production or sale of controversial weapons, or companies in breach of international conventions on Human or Labor Rights, or companies involved in controversial industries: tobacco, thermal coal, nuclear weapons or unconventional oil & gas as defined in "Replication Methods".

**German Investment Tax Act** : At least 60% of the sub-fund's net asset value is continuously invested in equities listed on a stock exchange or traded on an organized market. For the sake of clarity investments in Real Estate Investment Trusts (as such term is defined by the German Ministry of Finance) and UCITS or UCIs are not included in this percentage.

### Tracking Error

The tracking error measures the volatility of the difference between the return of the sub-fund and the return of the Index. In normal market conditions, it is anticipated that the sub-fund will track the performance of the Index with a tracking error of up to 1%. The return, used to compute the tracking error of the sub-fund, is determined before taking into account any swing pricing mechanism.

### Techniques and instruments on securities and Derivatives

In order to deal with inflows and outflows and also with some local market specificities (market access and liquidity, local tax); the Investment Manager will be able to combine the direct replication with a replication through derivatives such as amongst other futures. In case of such replication, the sub-fund may hold deposits while keeping full exposure to the Index.

The sub-fund may enter into any efficient portfolio management techniques and instruments relating to transferable securities and money market instruments, such as securities lending and borrowing, reverse purchase agreement and repurchase agreement for the purposes of efficient portfolio management as described and in compliance with sections "Techniques and Instruments on Securities Financing Transactions" and "Replication Methods" of this prospectus. In particular, such techniques and instruments may be used in order to generate additional income.

The maximum and expected proportions of the sub-fund's assets that can be subject to SFT and TRS are disclosed in the table "USE OF SECURITIES FINANCING TRANSACTIONS AND TOTAL RETURN SWAPS".

**Sub-fund base currency** : US Dollar

### Investment Manager

Amundi Asset Management

## Main Risks

See "Risk Descriptions" for more information.

### Risks of ordinary market conditions

The Fund has high volatility due to its exposure to equity markets

Derivatives	Management
Equity	Market
Index replication	Sustainable Investment
Investment fund	Use of techniques and Instruments
Listing market liquidity (ETF share class)	

### Risks of unusual market conditions

Counterparty	Liquidity
Operational	Standard practices

**Risk management method**                      Commitment

## Planning Your Investment

Designed for Investors who understand the risks of the sub-fund and plan to invest for at least 5 years.

The sub-fund may appeal to investors who:

- are interested in investment growth in the long term
- are looking to replicate the performance of the Index while accepting its associated risks and volatility

**Business day** Any day that is a day when Euronext Paris is fully open.

**Transaction Day** Requests received and accepted by 14:00 CET on a Business day will ordinarily be processed on the NAV of the first Business day (including the Business day when the relevant requests are received) that is also a bank business day in USA market. Transaction settlement will occur within two Business days after the relevant transaction day.

In addition, technical net asset values ("T-NAV") may be calculated and published for any calendar day (excluding Saturdays and Sundays) that is neither a business day nor a transaction day. These T-NAV are merely indicative and will not be the basis for purchasing, switching, redeeming and/or transferring shares.

**NAV publication Day :**      **Transaction Day +1**

**Switching in/out**                      Permitted

## MAIN SHARE CLASSES AND FEES

Share class	Currency	Min initial Investment*	Fees for share transactions		Annual fees	
			Purchase (max)	Switch (max)	Management (max)	Administration (max)
UCITS ETF DR	USD	USD 1,000,000	3.00%	1.00%	0.05%	0.10%

See section "Notes on sub-fund Costs" in the prospectus. Other share classes may be available. For a current listing of available classes, go to [amundi.lu/amundi-index-solutions](http://amundi.lu/amundi-index-solutions)

\* Those minimums are applied in USD or in the equivalent amount, in the relevant share class currency.

## Index provider disclaimer

AMUNDI MSCI USA ESG UNIVERSAL SELECT (THE "SUB-FUND") IS NOT SPONSORED, ENDORSED, SOLD OR PROMOTED BY MSCI INC. ("MSCI"), ANY OF ITS AFFILIATES, ANY OF ITS INFORMATION PROVIDERS OR ANY THIRD PARTY INVOLVED IN, OR RELATED TO, COMPILING OR CREATING ANY MSCI INDEX (COLLECTIVELY, THE "MSCI PARTIES"). THE MSCI INDICES ARE THE EXCLUSIVE PROPERTY OF MSCI AND ARE SERVICE MARKS OF MSCI OR ITS AFFILIATES. THE MSCI INDICES HAVE BEEN LICENSED FOR USE FOR CERTAIN PURPOSES BY AMUNDI. NONE OF THE MSCI PARTIES MAKES ANY REPRESENTATION OR WARRANTY, EXPRESS OR IMPLIED, TO THE ISSUER OR OWNERS OF THIS SUB-FUND OR ANY OTHER PERSON OR ENTITY REGARDING THE ADVISABILITY OF INVESTING IN SUB-FUNDS GENERALLY OR IN THIS PARTICULAR SUB-FUND OR THE ABILITY OF ANY MSCI INDEX TO TRACK CORRESPONDING STOCK MARKET PERFORMANCE. MSCI OR ITS AFFILIATES ARE THE LICENSORS OF CERTAIN TRADEMARKS, SERVICE MARKS AND TRADE NAMES AND OF THE MSCI INDICES WHICH ARE DETERMINED, COMPOSED AND CALCULATED BY MSCI WITHOUT REGARD TO AMUNDI OR THIS SUB-FUND OR THIS SUB-FUND'S UNITHOLDERS OR ANY OTHER PERSON OR ENTITY.

NONE OF THE MSCI PARTIES HAS ANY OBLIGATION TO TAKE THE NEEDS OF THE AMUNDI, THIS SUB-FUND'S UNITHOLDERS OR ANY OTHER PERSON OR ENTITY INTO CONSIDERATION IN DETERMINING, COMPOSING OR CALCULATING THE MSCI INDICES. NONE OF THE MSCI PARTIES IS RESPONSIBLE FOR OR HAS PARTICIPATED IN DETERMINATION OF THE TIMING OF, PRICES AT, OR QUANTITIES OF THIS SUB-FUND TO BE ISSUED OR IN THE DETERMINATION OR CALCULATION OF THE EQUATION BY OR THE CONSIDERATION INTO WHICH THIS SUB-FUND IS REDEEMABLE. FURTHERMORE, NONE OF THE MSCI PARTIES HAS ANY OBLIGATION OR LIABILITY TO THE ISSUER OR OWNERS OF THIS SUB-FUND OR ANY OTHER PERSON OR ENTITY IN CONNECTION WITH THE ADMINISTRATION, MARKETING OR OFFERING OF THIS SUB-FUND.

ALTHOUGH MSCI SHALL OBTAIN INFORMATION FOR INCLUSION IN OR FOR USE IN THE CALCULATION OF THE MSCI INDICES FROM SOURCES THAT MSCI CONSIDERS RELIABLE, NONE OF THE MSCI PARTIES WARRANTS OR GUARANTEES THE ORIGINALITY, ACCURACY AND/OR THE COMPLETENESS OF ANY MSCI INDEX OR ANY DATA INCLUDED THEREIN. NONE OF THE MSCI PARTIES MAKES ANY WARRANTY, EXPRESS OR IMPLIED, AS TO RESULTS TO BE OBTAINED BY THE ISSUER OF THE SUB-FUND, OWNERS OF THE SUB-FUND, OR ANY OTHER PERSON OR ENTITY, FROM THE USE OF ANY MSCI INDEX OR ANY DATA INCLUDED THEREIN. NONE OF THE MSCI PARTIES SHALL HAVE ANY LIABILITY FOR ANY ERRORS, OMISSIONS OR INTERRUPTIONS OF OR IN CONNECTION WITH ANY MSCI INDEX OR ANY DATA INCLUDED THEREIN. FURTHERMORE, NONE OF THE MSCI PARTIES MAKES ANY EXPRESS OR IMPLIED WARRANTIES OF ANY KIND, AND THE MSCI PARTIES HEREBY EXPRESSLY DISCLAIM ALL WARRANTIES OF MERCHANTABILITY AND FITNESS FOR A PARTICULAR PURPOSE, WITH RESPECT TO EACH MSCI INDEX AND ANY DATA INCLUDED THEREIN. WITHOUT LIMITING ANY OF THE FOREGOING, IN NO EVENT SHALL ANY OF THE MSCI PARTIES HAVE ANY LIABILITY FOR ANY DIRECT, INDIRECT, SPECIAL, PUNITIVE, CONSEQUENTIAL OR ANY OTHER DAMAGES (INCLUDING LOST PROFITS) EVEN IF NOTIFIED OF THE POSSIBILITY OF SUCH DAMAGES.



# AMUNDI MSCI WORLD ESG UNIVERSAL SELECT

---

## Objective and Investment Policy

### Objective

To track the performance of MSCI WORLD ESG UNIVERSAL SELECT Index ("the Index"), and to minimize the tracking error between the net asset value of the sub-fund and the performance of the Index.

The sub-fund is a financial product that promotes among other characteristics ESG characteristics pursuant to Article 8 of the Disclosure Regulation, as further described in Annex 1 - ESG Related Disclosures to this Prospectus.

### Index Description

- General description of the Index

MSCI WORLD ESG UNIVERSAL SELECT is an equity index based on the MSCI World Index ("Parent Index"), representative of the large and mid-cap markets across 23 developed market countries. The index aims to represent the performance of a strategy that increase the exposure compared to the Parent Index to companies with both a robust ESG profile as well as a positive trend in improving that ESG profile. The methodology aims at adjusting the constituents' free-float market capitalisation weights based upon certain environmental, social and governance ("ESG") metrics.

The Index is a Net Total Return Index: dividends net of tax paid by the index constituents are included in the Index return.

- Index currency: US Dollar
- Index Composition

The eligible universe is defined by excluding securities from Parent Index universe, as further described in Annex 1 - ESG Related Disclosures to this Prospectus.

- Index Revision

The Index rebalancing is planned quarterly.

- Index Publication

The Index is calculated and published by MSCI ("MSCI").

MSCI official indices are calculated using:

- the official closing prices of the stock exchanges on which the component securities are traded;
- the WM Reuters closing (16:00 GMT) exchange rates.

MSCI WORLD ESG UNIVERSAL SELECT Index value is available via Bloomberg. At the date of the prospectus, the ticker is: MXWOESUS

The performance tracked is the closing price of the MSCI WORLD ESG UNIVERSAL SELECT Index.

MSCI index methodology, composition, revision rules and additional information concerning the Index underlying components are available on [msci.com](https://www.msci.com)

## Management Process

The exposure to the Index will be achieved through a Direct Replication, mainly by making direct investments in transferable securities and/or other eligible assets representing the Index constituents in a proportion extremely close to their proportion in the Index.

The sub-fund integrates sustainability risks and takes into account principal adverse impacts of investments on sustainability factors in its investment process as outlined in more detail in section "Sustainable Investing" of this prospectus and will not hold any securities of companies involved in the production or sale of controversial weapons, or companies in breach of international conventions on Human or Labor Rights, or companies involved in controversial industries: tobacco, thermal coal, nuclear weapons or unconventional oil & gas as defined in "Replication Methods".

**German Investment Tax Act** : At least 60% of the sub-fund's net asset value is continuously invested in equities listed on a stock exchange or traded on an organized market. For the sake of clarity investments in Real Estate Investment Trusts (as such term is defined by the German Ministry of Finance) and UCITS or UCIs are not included in this percentage.

### Tracking Error

The tracking error measures the volatility of the difference between the return of the sub-fund and the return of the Index. In normal market conditions, it is anticipated that the sub-fund will track the performance of the Index with a tracking error of up to 1%. The return, used to compute the tracking error of the sub-fund, is determined before taking into account any swing pricing mechanism.

### Techniques and instruments on securities and Derivatives

In order to deal with inflows and outflows and also with some local market specificities (market access and liquidity, local tax); the Investment Manager will be able to combine the direct replication with a replication through derivatives such as amongst other futures. In case of such replication, the sub-fund may hold deposits while keeping full exposure to the Index.

The sub-fund may enter into any efficient portfolio management techniques and instruments relating to transferable securities and money market instruments, such as securities lending and borrowing, reverse purchase agreement and repurchase agreement for the purposes of efficient portfolio management as described and in compliance with sections "Techniques and Instruments on Securities Financing Transactions" and "Replication Methods" of this prospectus. In particular, such techniques and instruments may be used in order to generate additional income.

The maximum and expected proportions of the sub-fund's assets that can be subject to SFT and TRS are disclosed in the table "USE OF SECURITIES FINANCING TRANSACTIONS AND TOTAL RETURN SWAPS".

**Sub-fund base currency** : US Dollar

### Investment Manager

Amundi Asset Management

## Main Risks

See "Risk Descriptions" for more information.

### Risks of ordinary market conditions

The Fund has high volatility due to its exposure to equity markets

Currency	Management
Derivatives	Market
Equity	Sustainable Investment
Index replication	Use of techniques and Instruments
Investment fund	

Listing market liquidity (ETF share class)

### Risks of unusual market conditions

Counterparty	Liquidity
Operational	Standard practices

**Risk management method**                      Commitment

## Planning Your Investment

Designed for Investors who understand the risks of the sub-fund and plan to invest for at least 5 years.

The sub-fund may appeal to investors who:

- are interested in investment growth in the long term
- are looking to replicate the performance of the Index while accepting its associated risks and volatility

**Business day** Any day that is a day when Euronext Paris is fully open.

**Transaction Day** Requests received and accepted by 14:00 CET on a Business day will ordinarily be processed on the NAV of the first following Business day that is a Business day and also a bank business day in USA market. Transaction settlement will occur within two Business days after the relevant transaction day.

In addition, technical net asset values ("T-NAV") may be calculated and published for any calendar day (excluding Saturdays and Sundays) that is neither a business day nor a transaction day. These T-NAV are merely indicative and will not be the basis for purchasing, switching, redeeming and/or transferring shares.

**NAV publication Day :**        **Transaction Day +1**

**Switching in/out**                Permitted

## MAIN SHARE CLASSES AND FEES

Share class	Currency	Min initial Investment*	Fees for share transactions		Annual fees	
			Purchase (max)	Switch (max)	Management (max)	Administration (max)
UCITS ETF DR	USD	USD 1,000,000	3.00%	1.00%	0.08%	0.10%

See section "Notes on sub-fund Costs" in the prospectus. Other share classes may be available. For a current listing of available classes, go to [amundi.lu/amundi-index-solutions](http://amundi.lu/amundi-index-solutions)

\* Those minimums are applied in USD or in the equivalent amount, in the relevant share class currency.

## Index provider disclaimer

AMUNDI MSCI WORLD ESG UNIVERSAL SELECT (THE "SUB-FUND") IS NOT SPONSORED, ENDORSED, SOLD OR PROMOTED BY MSCI INC. ("MSCI"), ANY OF ITS AFFILIATES, ANY OF ITS INFORMATION PROVIDERS OR ANY THIRD PARTY INVOLVED IN, OR RELATED TO, COMPILING OR CREATING ANY MSCI INDEX (COLLECTIVELY, THE "MSCI PARTIES"). THE MSCI INDICES ARE THE EXCLUSIVE PROPERTY OF MSCI AND ARE SERVICE MARKS OF MSCI OR ITS AFFILIATES. THE MSCI INDICES HAVE BEEN LICENSED FOR USE FOR CERTAIN PURPOSES BY AMUNDI. NONE OF THE MSCI PARTIES MAKES ANY REPRESENTATION OR WARRANTY, EXPRESS OR IMPLIED, TO THE ISSUER OR OWNERS OF THIS SUB-FUND OR ANY OTHER PERSON OR ENTITY REGARDING THE ADVISABILITY OF INVESTING IN SUB-FUNDS GENERALLY OR IN THIS PARTICULAR SUB-FUND OR THE ABILITY OF ANY MSCI INDEX TO TRACK CORRESPONDING STOCK MARKET PERFORMANCE. MSCI OR ITS AFFILIATES ARE THE LICENSORS OF CERTAIN TRADEMARKS, SERVICE MARKS AND TRADE NAMES AND OF THE MSCI INDICES WHICH ARE DETERMINED, COMPOSED AND CALCULATED BY MSCI WITHOUT REGARD TO AMUNDI OR THIS SUB-FUND OR THIS SUB-FUND'S UNITHOLDERS OR ANY OTHER PERSON OR ENTITY.

NONE OF THE MSCI PARTIES HAS ANY OBLIGATION TO TAKE THE NEEDS OF THE AMUNDI, THIS SUB-FUND'S UNITHOLDERS OR ANY OTHER PERSON OR ENTITY INTO CONSIDERATION IN DETERMINING, COMPOSING OR CALCULATING THE MSCI INDICES. NONE OF THE MSCI PARTIES IS RESPONSIBLE FOR OR HAS PARTICIPATED IN DETERMINATION OF THE TIMING OF, PRICES AT, OR QUANTITIES OF THIS SUB-FUND TO BE ISSUED OR IN THE DETERMINATION OR CALCULATION OF THE EQUATION BY OR THE CONSIDERATION INTO WHICH THIS SUB-FUND IS REDEEMABLE. FURTHERMORE, NONE OF THE MSCI PARTIES HAS ANY OBLIGATION OR LIABILITY TO THE ISSUER OR OWNERS OF THIS SUB-FUND OR ANY OTHER PERSON OR ENTITY IN CONNECTION WITH THE ADMINISTRATION, MARKETING OR OFFERING OF THIS SUB-FUND.

ALTHOUGH MSCI SHALL OBTAIN INFORMATION FOR INCLUSION IN OR FOR USE IN THE CALCULATION OF THE MSCI INDICES FROM SOURCES THAT MSCI CONSIDERS RELIABLE, NONE OF THE MSCI PARTIES WARRANTS OR GUARANTEES THE ORIGINALITY, ACCURACY AND/OR THE COMPLETENESS OF ANY MSCI INDEX OR ANY DATA INCLUDED THEREIN. NONE OF THE MSCI PARTIES MAKES ANY WARRANTY, EXPRESS OR IMPLIED, AS TO RESULTS TO BE OBTAINED BY THE ISSUER OF THE SUB-FUND, OWNERS OF THE SUB-FUND, OR ANY OTHER PERSON OR ENTITY, FROM THE USE OF ANY MSCI INDEX OR ANY DATA INCLUDED THEREIN. NONE OF THE MSCI PARTIES SHALL HAVE ANY LIABILITY FOR ANY ERRORS, OMISSIONS OR INTERRUPTIONS OF OR IN CONNECTION WITH ANY MSCI INDEX OR ANY DATA INCLUDED THEREIN. FURTHERMORE, NONE OF THE MSCI PARTIES MAKES ANY EXPRESS OR IMPLIED WARRANTIES OF ANY KIND, AND THE MSCI PARTIES HEREBY EXPRESSLY DISCLAIM ALL WARRANTIES OF MERCHANTABILITY AND FITNESS FOR A PARTICULAR PURPOSE, WITH RESPECT TO EACH MSCI INDEX AND ANY DATA INCLUDED THEREIN. WITHOUT LIMITING ANY OF THE FOREGOING, IN NO EVENT SHALL ANY OF THE MSCI PARTIES HAVE ANY LIABILITY FOR ANY DIRECT, INDIRECT, SPECIAL, PUNITIVE, CONSEQUENTIAL OR ANY OTHER DAMAGES (INCLUDING LOST PROFITS) EVEN IF NOTIFIED OF THE POSSIBILITY OF SUCH DAMAGES.

# AMUNDI MSCI EUROPE CLIMATE TRANSITION CTB

---

## Objective and Investment Policy

### Objective

To track the performance of MSCI Europe Climate Change CTB Select Index ("the Index"), and to minimize the tracking error between the net asset value of the sub-fund and the performance of the Index.

The sub-fund is a financial product that promotes among other characteristics ESG characteristics pursuant to Article 8 of the Disclosure Regulation, as further described in Annex 1 - ESG Related Disclosures to this Prospectus.

### Index Description

- General description of the Index

The MSCI Europe Climate Change CTB Select Index is an equity index based on the MSCI Europe Index ("Parent Index") representative of the large and mid-cap securities across 15 Developed Markets countries in Europe (as of December 2020). The Index aims to represent the performance of a strategy that reweights securities based upon the opportunities and risks associated with the climate transition to meet the EU Climate Transition Benchmark (EU CTB) label minimum requirements.

The Index is a Net Total Return Index: dividends net of tax paid by the index constituents are included in the Index return.

- Index currency: Euro
- Index Composition

The Index aims to reduce its greenhouse gas (GHG) emissions intensity by at least 30% when compared to the Parent Index, and is designed to meet the year on year 7% decarbonisation target, as further described in Annex 1 - ESG Related Disclosures to this Prospectus.

- Index Revision

The Index rebalancing is planned semi-annually.

- Index Publication

The Index is calculated and published by MSCI ("MSCI").

MSCI official indices are those calculated by MSCI using:

- the official closing prices of the stock exchanges on which the component securities are traded;
- the WM Reuters closing (16:00 GMT) exchange rates.

MSCI Europe Climate Change CTB Select Index value is available via Bloomberg. At the date of the prospectus, the ticker is: MXEUTBNE

The performance tracked is the closing price of the MSCI Europe Climate Change CTB Select Index

MSCI index methodology, composition, revision rules and additional information concerning the Index underlying components are available on [msci.com](https://www.msci.com)

## Management Process

The exposure to the Index will be achieved through a direct replication, mainly by making direct investments in transferable securities and/or other eligible assets representing the Index constituents in a proportion extremely close to their proportion in the index.

The sub-fund integrates sustainability risks and takes into account principal adverse impacts of investments on sustainability factors in its investment process as outlined in more detail in section "Sustainable Investing" of this prospectus and will not hold any securities of companies involved in the production or sale of controversial weapons, or companies in breach of international conventions on Human or Labor Rights, or companies involved in controversial industries: tobacco, thermal coal, nuclear weapons or unconventional oil & gas as defined in "Replication Methods".

**German Investment Tax Act** : At least 60% of the sub-fund's net asset value is continuously invested in equities listed on a stock exchange or traded on an organized market. For the sake of clarity investments in Real Estate Investment Trusts (as such term is defined by the German Ministry of Finance) and UCITS or UCIs are not included in this percentage.

### Tracking Error

The tracking error measures the volatility of the difference between the return of the sub-fund and the return of the Index. In normal market conditions, it is anticipated that the sub-fund will track the performance of the Index with a tracking error of up to 1%. The return, used to compute the tracking error of the sub-fund, is determined before taking into account any swing pricing mechanism.

### Techniques and instruments on securities and Derivatives

In order to deal with inflows and outflows and also with some local market specificities (market access and liquidity, local tax); the Investment Manager will be able to combine the direct replication with a replication through derivatives such as amongst other futures. In case of such replication, the sub-fund may hold deposits while keeping full exposure to the Index.

The sub-fund may enter into any efficient portfolio management techniques and instruments relating to transferable securities and money market instruments, such as securities lending and borrowing, reverse purchase agreement and repurchase agreement for the purposes of efficient portfolio management as described and in compliance with sections "Techniques and Instruments on Securities Financing Transactions" and "Replication Methods" of this prospectus. In particular, such techniques and instruments may be used in order to generate additional income.

The maximum and expected proportions of the sub-fund's assets that can be subject to SFT and TRS are disclosed in the table "USE OF SECURITIES FINANCING TRANSACTIONS AND TOTAL RETURN SWAPS".

**Sub-fund base currency** : Euro

### Investment Manager

Amundi Asset Management

## Main Risks

See "Risk Descriptions" for more information.

### Risks of ordinary market conditions

Currency	Management
Derivatives	Market
Equity	Style
Index replication	Sustainable Investment
Investment fund	Use of techniques and Instruments
Listing market liquidity (ETF share class)	

### Risks of unusual market conditions

Counterparty	Liquidity
Operational	Standard practices

**Risk management method**                      Commitment

## Planning Your Investment

Designed for Investors who understand the risks of the sub-fund and plan to invest for at least 5 years.

The sub-fund may appeal to investors who:

- are interested in investment growth in the long term
- are looking to replicate the performance of the Index while accepting its associated risks and volatility

**Business day** Any day that is a day when Euronext Paris is fully open.

**Transaction Day** Requests received and accepted by 14:00 CET on a Business day will ordinarily be processed on the NAV of the first business day (including the business day when the relevant requests are received) that is also a full bank business day in United Kingdom market and in France market and in Swiss market. Transaction settlement will occur within two Business days after the relevant transaction day.

In addition, technical net asset values ("T-NAV") may be calculated and published for any calendar day (excluding Saturdays and Sundays) that is neither a business day nor a transaction day. These T-NAV are merely indicative and will not be the basis for purchasing, switching, redeeming and/or transferring shares.

**NAV publication Day :**      **Transaction Day +1**

**Switching in/out**                      Permitted

## MAIN SHARE CLASSES AND FEES

Share class	Currency	Min initial Investment*	Fees for share transactions		Annual fees	
			Purchase (max)	Switch (max)	Management (max)	Administration (max)
AE	EUR	-	4.50%	1.00%	0.42%	0.08%
IE	EUR	USD 500,000	2.50%	1.00%	0.10%	0.08%
UCITS ETF DR	EUR	USD 1,000,000	3.00%	1.00%	0.08%	0.10%

See section "Notes on sub-fund Costs" in the prospectus. Other share classes may be available. For a current listing of available classes, go to [amundi.lu/amundi-index-solutions](http://amundi.lu/amundi-index-solutions)

\* Those minimums are applied in USD or in the equivalent amount, in the relevant share class currency.

## Index provider disclaimer

AMUNDI MSCI EUROPE CLIMATE TRANSITION CTB (THE "SUB-FUND") IS NOT SPONSORED, ENDORSED, SOLD OR PROMOTED BY MSCI INC. ("MSCI"), ANY OF ITS AFFILIATES, ANY OF ITS INFORMATION PROVIDERS OR ANY THIRD PARTY INVOLVED IN, OR RELATED TO, COMPILING OR CREATING ANY MSCI INDEX (COLLECTIVELY, THE "MSCI PARTIES"). THE MSCI INDICES ARE THE EXCLUSIVE PROPERTY OF MSCI AND ARE SERVICE MARKS OF MSCI OR ITS AFFILIATES. THE MSCI INDICES HAVE BEEN LICENSED FOR USE FOR CERTAIN PURPOSES BY AMUNDI. NONE OF THE MSCI PARTIES MAKES ANY REPRESENTATION OR WARRANTY, EXPRESS OR IMPLIED, TO THE ISSUER OR OWNERS OF THIS SUB-FUND OR ANY OTHER PERSON OR ENTITY REGARDING THE ADVISABILITY OF INVESTING IN SUB-FUNDS GENERALLY OR IN THIS PARTICULAR SUB-FUND OR THE ABILITY OF ANY MSCI INDEX TO TRACK CORRESPONDING STOCK MARKET PERFORMANCE. MSCI OR ITS AFFILIATES ARE THE LICENSORS OF CERTAIN TRADEMARKS, SERVICE MARKS AND TRADE NAMES AND OF THE MSCI INDICES WHICH ARE DETERMINED, COMPOSED AND CALCULATED BY MSCI WITHOUT REGARD TO AMUNDI OR THIS SUB-FUND OR THIS SUB-FUND'S UNITHOLDERS OR ANY OTHER PERSON OR ENTITY.

NONE OF THE MSCI PARTIES HAS ANY OBLIGATION TO TAKE THE NEEDS OF THE AMUNDI, THIS SUB-FUND'S UNITHOLDERS OR ANY OTHER PERSON OR ENTITY INTO CONSIDERATION IN DETERMINING, COMPOSING OR CALCULATING THE MSCI INDICES. NONE OF THE MSCI PARTIES IS RESPONSIBLE FOR OR HAS PARTICIPATED IN DETERMINATION OF THE TIMING OF, PRICES AT, OR QUANTITIES OF THIS SUB-FUND TO BE ISSUED OR IN THE DETERMINATION OR CALCULATION OF THE EQUATION BY OR THE CONSIDERATION INTO WHICH THIS SUB-FUND IS REDEEMABLE. FURTHERMORE, NONE OF THE MSCI PARTIES HAS ANY OBLIGATION OR LIABILITY TO THE ISSUER OR OWNERS OF THIS SUB-FUND OR ANY OTHER PERSON OR ENTITY IN CONNECTION WITH THE ADMINISTRATION, MARKETING OR OFFERING OF THIS SUB-FUND.

ALTHOUGH MSCI SHALL OBTAIN INFORMATION FOR INCLUSION IN OR FOR USE IN THE CALCULATION OF THE MSCI INDICES FROM SOURCES THAT MSCI CONSIDERS RELIABLE, NONE OF THE MSCI PARTIES WARRANTS OR GUARANTEES THE ORIGINALITY, ACCURACY AND/OR THE COMPLETENESS OF ANY MSCI INDEX OR ANY DATA INCLUDED THEREIN. NONE OF THE MSCI PARTIES MAKES ANY WARRANTY, EXPRESS OR IMPLIED, AS TO RESULTS TO BE OBTAINED BY THE ISSUER OF THE SUB-FUND, OWNERS OF THE SUB-FUND, OR ANY OTHER PERSON OR ENTITY, FROM THE USE OF ANY MSCI INDEX OR ANY DATA INCLUDED THEREIN. NONE OF THE MSCI PARTIES SHALL HAVE ANY LIABILITY FOR ANY ERRORS, OMISSIONS OR INTERRUPTIONS OF OR IN CONNECTION WITH ANY MSCI INDEX OR ANY DATA INCLUDED THEREIN. FURTHERMORE, NONE OF THE MSCI PARTIES MAKES ANY EXPRESS OR IMPLIED WARRANTIES OF ANY KIND, AND THE MSCI PARTIES HEREBY EXPRESSLY DISCLAIM ALL WARRANTIES OF MERCHANTABILITY AND FITNESS FOR A PARTICULAR PURPOSE, WITH RESPECT TO EACH MSCI INDEX AND ANY DATA INCLUDED THEREIN. WITHOUT LIMITING ANY OF THE FOREGOING, IN NO EVENT SHALL ANY OF THE MSCI PARTIES HAVE ANY LIABILITY FOR ANY DIRECT, INDIRECT, SPECIAL, PUNITIVE, CONSEQUENTIAL OR ANY OTHER DAMAGES (INCLUDING LOST PROFITS) EVEN IF NOTIFIED OF THE POSSIBILITY OF SUCH DAMAGES.

# AMUNDI MSCI WORLD CLIMATE TRANSITION CTB

---

## Objective and Investment Policy

### Objective

To track the performance of MSCI World Climate Change CTB Select Index ("the Index"), and to minimize the tracking error between the net asset value of the sub-fund and the performance of the Index.

The sub-fund is a financial product that promotes among other characteristics ESG characteristics pursuant to Article 8 of the Disclosure Regulation, as further described in Annex 1 - ESG Related Disclosures to this Prospectus.

### Index Description

- General description of the Index

The MSCI World Climate Change CTB Select Index is an equity index based on the MSCI World Index ("Parent Index"), representative of the large and mid-cap securities across 23 Developed Markets countries (as of December 2020). The Index aims to represent the performance of a strategy that reweights securities based upon the opportunities and risks associated with the climate transition to meet the EU Climate Transition Benchmark (EU CTB) label minimum requirements.

The Index is a Net Total Return Index: dividends net of tax paid by the index constituents are included in the Index return.

- Index currency: Euro
- Index Composition

The Index aims to reduce its greenhouse gas (GHG) emissions intensity by at least 30% when compared to the Parent Index, and is designed to meet the year on year 7% decarbonisation target, as further described in Annex 1 - ESG Related Disclosures to this Prospectus.

- Index Revision

The Index rebalancing is planned semi-annually.

- Index Publication

The Index is calculated and published by MSCI ("MSCI").

MSCI official indices are those calculated by MSCI using:

- the official closing prices of the stock exchanges on which the component securities are traded;
- the WM Reuters closing (16:00 GMT) exchange rates.

MSCI World Climate Change CTB Select Index value is available via Bloomberg. At the date of the prospectus, the ticker is: MXWOTBNE

The performance tracked is the closing price of the MSCI World Climate Change CTB Select Index

MSCI index methodology, composition, revision rules and additional information concerning the Index underlying components are available on [msci.com](https://www.msci.com)

## Management Process

The exposure to the Index will be achieved through a direct replication, mainly by making direct investments in transferable securities and/or other eligible assets representing the Index constituents in a proportion extremely close to their proportion in the index.

The sub-fund integrates sustainability risks and takes into account principal adverse impacts of investments on sustainability factors in its investment process as outlined in more detail in section "Sustainable Investing" of this prospectus and will not hold any securities of companies involved in the production or sale of controversial weapons, or companies in breach of international conventions on Human or Labor Rights, or companies involved in controversial industries: tobacco, thermal coal, nuclear weapons or unconventional oil & gas as defined in "Replication Methods".

**German Investment Tax Act** : At least 60% of the sub-fund's net asset value is continuously invested in equities listed on a stock exchange or traded on an organized market. For the sake of clarity investments in Real Estate Investment Trusts (as such term is defined by the German Ministry of Finance) and UCITS or UCIs are not included in this percentage.

### Tracking Error

The tracking error measures the volatility of the difference between the return of the sub-fund and the return of the Index. In normal market conditions, it is anticipated that the sub-fund will track the performance of the Index with a tracking error of up to 1%. The return, used to compute the tracking error of the sub-fund, is determined before taking into account any swing pricing mechanism.

### Techniques and instruments on securities and Derivatives

In order to deal with inflows and outflows and also with some local market specificities (market access and liquidity, local tax); the Investment Manager will be able to combine the direct replication with a replication through derivatives such as amongst other futures. In case of such replication, the sub-fund may hold deposits while keeping full exposure to the Index.

The sub-fund may enter into any efficient portfolio management techniques and instruments relating to transferable securities and money market instruments, such as securities lending and borrowing, reverse purchase agreement and repurchase agreement for the purposes of efficient portfolio management as described and in compliance with sections "Techniques and Instruments on Securities Financing Transactions" and "Replication Methods" of this prospectus. In particular, such techniques and instruments may be used in order to generate additional income.

The maximum and expected proportions of the sub-fund's assets that can be subject to SFT and TRS are disclosed in the table "USE OF SECURITIES FINANCING TRANSACTIONS AND TOTAL RETURN SWAPS".

**Sub-fund base currency** : Euro

### Investment Manager

Amundi Asset Management

## Main Risks

See "Risk Descriptions" for more information.

### Risks of ordinary market conditions

Currency	Management
Derivatives	Market
Equity	Style
Index replication	Sustainable Investment
Investment fund	Use of techniques and Instruments
Listing market liquidity (ETF share class)	

### Risks of unusual market conditions

Counterparty	Liquidity
Operational	Standard practices

**Risk management method**                      Commitment



## Planning Your Investment

Designed for Investors who understand the risks of the sub-fund and plan to invest for at least 5 years.

The sub-fund may appeal to investors who:

- are interested in investment growth in the long term
- are looking to replicate the performance of the Index while accepting its associated risks and volatility

**Business day** Any day that is a day when Euronext Paris is fully open.

**Transaction Day** Requests received and accepted by 14:00 CET on a Business day will ordinarily be processed on the NAV of the first following day that is a business day and also a bank business day in USA market. Transaction settlement will occur within two business days after the relevant transaction day.

In addition, technical net asset values ("T-NAV") may be calculated and published for any calendar day (excluding Saturdays and Sundays) that is neither a business day nor a transaction day. These T-NAV are merely indicative and will not be the basis for purchasing, switching, redeeming and/or transferring shares.

**NAV publication Day :** Transaction Day +1

**Switching in/out** Permitted

## MAIN SHARE CLASSES AND FEES

Share class	Currency	Min initial Investment*	Fees for share transactions		Annual fees	
			Purchase (max)	Switch (max)	Management (max)	Administration (max)
AE	EUR	-	4.50%	1.00%	0.37%	0.13%
IE	EUR	USD 500,000	2.50%	1.00%	0.10%	0.13%
UCITS ETF DR - EUR	EUR	USD 1,000,000	3.00%	1.00%	0.15%	0.10%
UCITS ETF DR - USD	USD	USD 1,000,000	3.00%	1.00%	0.15%	0.10%

See section "Notes on sub-fund Costs" in the prospectus. Other share classes may be available. For a current listing of available classes, go to [amundi.lu/amundi-index-solutions](http://amundi.lu/amundi-index-solutions)

\* Those minimums are applied in USD or in the equivalent amount, in the relevant share class currency.

## Index provider disclaimer

AMUNDI MSCI WORLD CLIMATE TRANSITION CTB (THE "SUB-FUND") IS NOT SPONSORED, ENDORSED, SOLD OR PROMOTED BY MSCI INC. ("MSCI"), ANY OF ITS AFFILIATES, ANY OF ITS INFORMATION PROVIDERS OR ANY THIRD PARTY INVOLVED IN, OR RELATED TO, COMPILING OR CREATING ANY MSCI INDEX (COLLECTIVELY, THE "MSCI PARTIES"). THE MSCI INDICES ARE THE EXCLUSIVE PROPERTY OF MSCI AND ARE SERVICE MARKS OF MSCI OR ITS AFFILIATES. THE MSCI INDICES HAVE BEEN LICENSED FOR USE FOR CERTAIN PURPOSES BY AMUNDI. NONE OF THE MSCI PARTIES MAKES ANY REPRESENTATION OR WARRANTY, EXPRESS OR IMPLIED, TO THE ISSUER OR OWNERS OF THIS SUB-FUND OR ANY OTHER PERSON OR ENTITY REGARDING THE ADVISABILITY OF INVESTING IN SUB-FUNDS GENERALLY OR IN THIS PARTICULAR SUB-FUND OR THE ABILITY OF ANY MSCI INDEX TO TRACK CORRESPONDING STOCK MARKET PERFORMANCE. MSCI OR ITS AFFILIATES ARE THE LICENSORS OF CERTAIN TRADEMARKS, SERVICE MARKS AND TRADE NAMES AND OF THE MSCI INDICES WHICH ARE DETERMINED, COMPOSED AND CALCULATED BY MSCI WITHOUT REGARD TO AMUNDI OR THIS SUB-FUND OR THIS SUB-FUND'S UNITHOLDERS OR ANY OTHER PERSON OR ENTITY.

NONE OF THE MSCI PARTIES HAS ANY OBLIGATION TO TAKE THE NEEDS OF THE AMUNDI, THIS SUB-FUND'S UNITHOLDERS OR ANY OTHER PERSON OR ENTITY INTO CONSIDERATION IN DETERMINING, COMPOSING OR CALCULATING THE MSCI INDICES. NONE OF THE MSCI PARTIES IS RESPONSIBLE FOR OR HAS PARTICIPATED IN DETERMINATION OF THE TIMING OF, PRICES AT, OR QUANTITIES OF THIS SUB-FUND TO BE ISSUED OR IN THE DETERMINATION OR CALCULATION OF THE EQUATION BY OR THE CONSIDERATION INTO WHICH THIS SUB-FUND IS REDEEMABLE. FURTHERMORE, NONE OF THE MSCI PARTIES HAS ANY OBLIGATION OR LIABILITY TO THE ISSUER OR OWNERS OF THIS SUB-FUND OR ANY OTHER PERSON OR ENTITY IN CONNECTION WITH THE ADMINISTRATION, MARKETING OR OFFERING OF THIS SUB-FUND.

ALTHOUGH MSCI SHALL OBTAIN INFORMATION FOR INCLUSION IN OR FOR USE IN THE CALCULATION OF THE MSCI INDICES FROM SOURCES THAT MSCI CONSIDERS RELIABLE, NONE OF THE MSCI PARTIES WARRANTS OR GUARANTEES THE ORIGINALITY, ACCURACY AND/OR THE COMPLETENESS OF ANY MSCI INDEX OR ANY DATA INCLUDED THEREIN. NONE OF THE MSCI PARTIES MAKES ANY WARRANTY, EXPRESS OR IMPLIED, AS TO RESULTS TO BE OBTAINED BY THE ISSUER OF THE SUB-FUND, OWNERS OF THE SUB-FUND, OR ANY OTHER PERSON OR ENTITY, FROM THE USE OF ANY MSCI INDEX OR ANY DATA INCLUDED THEREIN. NONE OF THE MSCI PARTIES SHALL HAVE ANY LIABILITY FOR ANY ERRORS, OMISSIONS OR INTERRUPTIONS OF OR IN CONNECTION WITH ANY MSCI INDEX OR ANY DATA INCLUDED THEREIN. FURTHERMORE, NONE OF THE MSCI PARTIES MAKES ANY EXPRESS OR IMPLIED WARRANTIES OF ANY KIND, AND THE MSCI PARTIES HEREBY EXPRESSLY DISCLAIM ALL WARRANTIES OF MERCHANTABILITY AND FITNESS FOR A PARTICULAR PURPOSE, WITH RESPECT TO EACH MSCI INDEX AND ANY DATA INCLUDED THEREIN. WITHOUT LIMITING ANY OF THE FOREGOING, IN NO EVENT SHALL ANY OF THE MSCI PARTIES HAVE ANY LIABILITY FOR ANY DIRECT, INDIRECT, SPECIAL, PUNITIVE, CONSEQUENTIAL OR ANY OTHER DAMAGES (INCLUDING LOST PROFITS) EVEN IF NOTIFIED OF THE POSSIBILITY OF SUCH DAMAGES.

# AMUNDI INDEX MSCI EUROPE ESG BROAD CTB

## Objective and Investment Policy

### Objective

To track the performance of MSCI Europe ESG Broad CTB Select Index (the "Index"), and to minimize the tracking error between the net asset value of the sub-fund and the performance of the Index.

The sub-fund is a financial product that promotes among other characteristics ESG characteristics pursuant to Article 8 of the Disclosure Regulation, as further described in Annex 1 - ESG Related Disclosures to this Prospectus.

### Index Description

- General description of the Index

MSCI Europe ESG Broad CTB Select Index is an equity index based on the MSCI Europe Index representative of the large and mid-cap securities across developed markets countries in Europe (the "Parent Index"). The Index excludes companies whose products have negative social or environmental impacts, while overweighting companies with strong ESG Score. Additionally, the Index aims to represent the performance of a strategy that reweights securities based upon the opportunities and risks associated with the climate transition to meet the EU Climate Transition Benchmark (EU CTB) regulation minimum requirements.

The Index is a Net Total Return Index: dividends net of tax paid by the index constituents are included in the Index return.

- Index currency: Euro
- Index Composition

MSCI Europe ESG Broad CTB Select Index is constructed by applying a combination of values based exclusions and an optimization process to increase the ESG score compared to the Parent Index and to meet the EU Climate Transition Benchmark (EU CTB) regulation minimum requirements while targeting a similar risk profile to the Parent Index, as further described in Annex 1 - ESG Related Disclosures to this Prospectus.

- Index Revision

The Index rebalancing is planned quarterly.

- Index Publication

The Index is calculated and published by MSCI ("MSCI").

MSCI official indices are calculated using:

- the official closing prices of the stock exchanges on which the component securities are traded;
- the WM Reuters closing (16:00 GMT) exchange rates.

MSCI Europe ESG Broad CTB Select Index value is available via Bloomberg. At the date of the prospectus, the ticker is: MXEUEBSL

The performance tracked is the closing price of the MSCI Europe ESG Broad CTB Select Index.

MSCI index methodology, composition, revision rules and additional information concerning the Index underlying components are available on [msci.com](https://www.msci.com)

## Management Process

The exposure to the Index will be achieved through a direct replication, mainly by making direct investments in transferable securities and/or other eligible assets representing the Index constituents in a proportion extremely close to their proportion in the Index.

The sub-fund integrates sustainability risks and takes into account principal adverse impacts of investments on sustainability factors in its investment process as outlined in more detail in section "Sustainable Investing" of this prospectus and will not hold any securities of companies involved in the production or sale of controversial weapons, or companies in breach of international conventions on Human or Labor Rights, or companies involved in controversial industries: tobacco, thermal coal, nuclear weapons or unconventional oil & gas as defined in "Replication Methods".

**German Investment Tax Act** : At least 60% of the sub-fund's net asset value is continuously invested in equities listed on a stock exchange or traded on an organized market. For the sake of clarity investments in Real Estate Investment Trusts (as such term is defined by the German Ministry of Finance) and UCITS or UCIs are not included in this percentage.

### Tracking Error

The tracking error measures the volatility of the difference between the return of the sub-fund and the return of the Index. In normal market conditions, it is anticipated that the sub-fund will track the performance of the Index with a tracking error of up to 1%. The return, used to compute the tracking error of the sub-fund, is determined before taking into account any swing pricing mechanism.

### Techniques and instruments on securities and Derivatives

In order to deal with inflows and outflows and also with some local market specificities (market access and liquidity, local tax); the Investment Manager will be able to combine the direct replication with a replication through derivatives such as amongst other futures. In case of such replication, the sub-fund may hold deposits while keeping full exposure to the Index.

The sub-fund may enter into any efficient portfolio management techniques and instruments relating to transferable securities and money market instruments, such as securities lending and borrowing, reverse purchase agreement and repurchase agreement for the purposes of efficient portfolio management as described and in compliance with sections "Techniques and Instruments on Securities Financing Transactions" and "Replication Methods" of this prospectus. In particular, such techniques and instruments may be used in order to generate additional income.

The maximum and expected proportions of the sub-fund's assets that can be subject to SFT and TRS are disclosed in the table "USE OF SECURITIES FINANCING TRANSACTIONS AND TOTAL RETURN SWAPS".

**Sub-fund base currency** : Euro

### Investment Manager

Amundi Asset Management

## Main Risks

See "Risk Descriptions" for more information.

### Risks of ordinary market conditions

The Fund has high volatility due to its exposure to equity markets

Currency	Management
Derivatives	Market
Equity	Sustainable Investment
Index replication	Use of techniques and Instruments
Investment fund	

### Risks of unusual market conditions

Counterparty	Liquidity
Operational	Standard practices
<b>Risk management method</b>	Commitment

## Planning Your Investment

Designed for Investors who understand the risks of the sub-fund and plan to invest for at least 5 years.

The sub-fund may appeal to investors who:

- are interested in investment growth in the long term
- are looking to replicate the performance of the Index while accepting its associated risks and volatility

**Business day** Any day that is a day when Euronext Paris is fully open.

**Transaction Day** Requests received and accepted by 14:00 CET on a Business day will ordinarily be processed on the NAV of the first business day (including the business day when the relevant requests are received) that is also full bank business day in United Kingdom market and in France market and in Switzerland market and in Germany market. Transaction settlement will occur within two Business days after the relevant transaction day.

In addition, technical net asset values ("T-NAV") may be calculated and published for any calendar day (excluding Saturdays and Sundays) that is neither a business day nor a transaction day. These T-NAV are merely indicative and will not be the basis for purchasing, switching, redeeming and/or transferring shares.

**NAV publication Day :** Transaction Day +1

**Switching in/out** Permitted

## MAIN SHARE CLASSES AND FEES

Share class	Currency	Min initial Investment*	Fees for share transactions		Annual fees	
			Purchase (max)	Switch (max)	Management (max)	Administration (max)
UCITS ETF DR - EUR	EUR	USD 1,000,000	3.00%	1.00%	0.04%	0.08%

See section "Notes on sub-fund Costs" in the prospectus. Other share classes may be available. For a current listing of available classes, go to [amundi.lu/amundi-index-solutions](http://amundi.lu/amundi-index-solutions)

\* Those minimums are applied in USD or in the equivalent amount, in the relevant share class currency.

## Index provider disclaimer

AMUNDI INDEX MSCI EUROPE ESG BROAD CTB (THE "SUB-FUND") IS NOT SPONSORED, ENDORSED, SOLD OR PROMOTED BY MSCI INC. ("MSCI"), ANY OF ITS AFFILIATES, ANY OF ITS INFORMATION PROVIDERS OR ANY THIRD PARTY INVOLVED IN, OR RELATED TO, COMPILING OR CREATING ANY MSCI INDEX (COLLECTIVELY, THE "MSCI PARTIES"). THE MSCI INDICES ARE THE EXCLUSIVE PROPERTY OF MSCI AND ARE SERVICE MARKS OF MSCI OR ITS AFFILIATES. THE MSCI INDICES HAVE BEEN LICENSED FOR USE FOR CERTAIN PURPOSES BY AMUNDI. NONE OF THE MSCI PARTIES MAKES ANY REPRESENTATION OR WARRANTY, EXPRESS OR IMPLIED, TO THE ISSUER OR OWNERS OF THIS SUB-FUND OR ANY OTHER PERSON OR ENTITY REGARDING THE ADVISABILITY OF INVESTING IN SUB-FUNDS GENERALLY OR IN THIS PARTICULAR SUB-FUND OR THE ABILITY OF ANY MSCI INDEX TO TRACK CORRESPONDING STOCK MARKET PERFORMANCE. MSCI OR ITS AFFILIATES ARE THE LICENSORS OF CERTAIN TRADEMARKS, SERVICE MARKS AND TRADE NAMES AND OF THE MSCI INDICES WHICH ARE DETERMINED, COMPOSED AND CALCULATED BY MSCI WITHOUT REGARD TO AMUNDI OR THIS SUB-FUND OR THIS SUB-FUND'S UNITHOLDERS OR ANY OTHER PERSON OR ENTITY.

NONE OF THE MSCI PARTIES HAS ANY OBLIGATION TO TAKE THE NEEDS OF THE AMUNDI, THIS SUB-FUND'S UNITHOLDERS OR ANY OTHER PERSON OR ENTITY INTO CONSIDERATION IN DETERMINING, COMPOSING OR CALCULATING THE MSCI INDICES. NONE OF THE MSCI PARTIES IS RESPONSIBLE FOR OR HAS PARTICIPATED IN DETERMINATION OF THE TIMING OF, PRICES AT, OR QUANTITIES OF THIS SUB-FUND TO BE ISSUED OR IN THE DETERMINATION OR CALCULATION OF THE EQUATION BY OR THE CONSIDERATION INTO WHICH THIS SUB-FUND IS REDEEMABLE. FURTHERMORE, NONE OF THE MSCI PARTIES HAS ANY OBLIGATION OR LIABILITY TO THE ISSUER OR OWNERS OF THIS SUB-FUND OR ANY OTHER PERSON OR ENTITY IN CONNECTION WITH THE ADMINISTRATION, MARKETING OR OFFERING OF THIS SUB-FUND.

ALTHOUGH MSCI SHALL OBTAIN INFORMATION FOR INCLUSION IN OR FOR USE IN THE CALCULATION OF THE MSCI INDICES FROM SOURCES THAT MSCI CONSIDERS RELIABLE, NONE OF THE MSCI PARTIES WARRANTS OR GUARANTEES THE ORIGINALITY, ACCURACY AND/OR THE COMPLETENESS OF ANY MSCI INDEX OR ANY DATA INCLUDED THEREIN. NONE OF THE MSCI PARTIES MAKES ANY WARRANTY, EXPRESS OR IMPLIED, AS TO RESULTS TO BE OBTAINED BY THE ISSUER OF THE SUB-FUND, OWNERS OF THE SUB-FUND, OR ANY OTHER PERSON OR ENTITY, FROM THE USE OF ANY MSCI INDEX OR ANY DATA INCLUDED THEREIN. NONE OF THE MSCI PARTIES SHALL HAVE ANY LIABILITY FOR ANY ERRORS, OMISSIONS OR INTERRUPTIONS OF OR IN CONNECTION WITH ANY MSCI INDEX OR ANY DATA INCLUDED THEREIN. FURTHERMORE, NONE OF THE MSCI PARTIES MAKES ANY EXPRESS OR IMPLIED WARRANTIES OF ANY KIND, AND THE MSCI PARTIES HEREBY EXPRESSLY DISCLAIM ALL WARRANTIES OF MERCHANTABILITY AND FITNESS FOR A PARTICULAR PURPOSE, WITH RESPECT TO EACH MSCI INDEX AND ANY DATA INCLUDED THEREIN. WITHOUT LIMITING ANY OF THE FOREGOING, IN NO EVENT SHALL ANY OF THE MSCI PARTIES HAVE ANY LIABILITY FOR ANY DIRECT, INDIRECT, SPECIAL, PUNITIVE, CONSEQUENTIAL OR ANY OTHER DAMAGES (INCLUDING LOST PROFITS) EVEN IF NOTIFIED OF THE POSSIBILITY OF SUCH DAMAGES.

# AMUNDI INDEX MSCI EMERGING ESG BROAD CTB

---

## Objective and Investment Policy

### Objective

To track the performance of MSCI Emerging Markets ESG Broad CTB Select Index ("the Index"), and to minimize the tracking error between the net asset value of the sub-fund and the performance of the Index.

The sub-fund is a financial product that promotes among other characteristics ESG characteristics pursuant to Article 8 of the Disclosure Regulation, as further described in Annex 1 - ESG Related Disclosures to this Prospectus.

### Index Description

- General description of the Index

MSCI Emerging Markets ESG Broad CTB Select Index is an equity index based on the MSCI Emerging markets Index representative of the large and mid-cap markets across 27 emerging countries (as of November 2021) ("Parent Index"). The Index excludes companies whose products have negative social or environmental impacts, while overweighting companies with strong ESG Score. Additionally, the Index aims to represent the performance of a strategy that reweights securities based upon the opportunities and risks associated with the climate transition to meet the EU Climate Transition Benchmark (EU CTB) regulation minimum requirements.

The Index is a Net Total Return Index: dividends net of tax paid by the index constituents are included in the Index return.

- Index currency: US Dollar
- Index Composition

MSCI Emerging Markets ESG Broad CTB Select Index is constructed by applying a combination of values based exclusions and an optimization process to increase the ESG score compared to the Parent Index and to meet the EU Climate Transition Benchmark (EU CTB) regulation minimum requirements while targeting a similar risk profile to the Parent Index, as further described in Annex 1 - ESG Related Disclosures to this Prospectus.

- Index Revision

The Index rebalancing is planned quarterly.

- Index Publication

The Index is calculated and published by MSCI ("MSCI").

MSCI official indices are calculated using:

- the official closing prices of the stock exchanges on which the component securities are traded;
- the WM Reuters closing (16:00 GMT) exchange rates.

MSCI Emerging Markets ESG Broad CTB Select Index value is available via Bloomberg. At the date of the prospectus, the ticker is: MXEMEBSL

The performance tracked is the closing price of the MSCI Emerging Markets ESG Broad CTB Select Index .

MSCI index methodology, composition, revision rules and additional information concerning the Index underlying components are available on [msci.com](https://www.msci.com)

## Management Process

The exposure to the Index will be achieved through a direct replication, mainly by making direct investments in transferable securities and/or other eligible assets representing the Index constituents in a proportion extremely close to their proportion in the Index.

The sub-fund integrates sustainability risks and takes into account principal adverse impacts of investments on sustainability factors in its investment process as outlined in more detail in section "Sustainable Investing" of this prospectus and will not hold any securities of companies involved in the production or sale of controversial weapons, or companies in breach of international conventions on Human or Labor Rights, or companies involved in controversial industries: tobacco, thermal coal, nuclear weapons or unconventional oil & gas as defined in "Replication Methods".

**German Investment Tax Act** : At least 60% of the sub-fund's net asset value is continuously invested in equities listed on a stock exchange or traded on an organized market. For the sake of clarity investments in Real Estate Investment Trusts (as such term is defined by the German Ministry of Finance) and UCITS or UCIs are not included in this percentage.

### Tracking Error

The tracking error measures the volatility of the difference between the return of the sub-fund and the return of the Index. In normal market conditions, it is anticipated that the sub-fund will track the performance of the Index with a tracking error of up to 2%. The return, used to compute the tracking error of the sub-fund, is determined before taking into account any swing pricing mechanism.

### Techniques and instruments on securities and Derivatives

In order to deal with inflows and outflows and also with some local market specificities (market access and liquidity, local tax); the Investment Manager will be able to combine the direct replication with a replication through derivatives such as amongst other futures. In case of such replication, the sub-fund may hold deposits while keeping full exposure to the Index.

The sub-fund may enter into any efficient portfolio management techniques and instruments relating to transferable securities and money market instruments, such as securities lending and borrowing, reverse purchase agreement and repurchase agreement for the purposes of efficient portfolio management as described and in compliance with sections "Techniques and Instruments on Securities Financing Transactions" and "Replication Methods" of this prospectus. In particular, such techniques and instruments may be used in order to generate additional income.

The maximum and expected proportions of the sub-fund's assets that can be subject to SFT and TRS are disclosed in the table "USE OF SECURITIES FINANCING TRANSACTIONS AND TOTAL RETURN SWAPS".

**Sub-fund base currency** : US Dollar

### Investment Manager

Amundi Asset Management

## Main Risks

See "Risk Descriptions" for more information.

### Risks of ordinary market conditions

The Fund has high volatility due to its exposure to equity markets

Currency	Investment fund
Derivatives	Management
Emerging Market	Market
Equity	Sustainable Investment
Index replication	Use of techniques and Instruments
Country risk - China	
Listing market liquidity (ETF share class)	

### Risks of unusual market conditions

Counterparty	Liquidity
Operational	Standard practices

**Risk management method** Commitment

## Planning Your Investment

Designed for Investors who understand the risks of the sub-fund and plan to invest for at least 5 years.

The sub-fund may appeal to investors who:

- are interested in investment growth in the long term
- are looking to replicate the performance of the Index while accepting its associated risks and volatility

**Business day** Any day that is a day when Euronext Paris is fully open.

**Transaction Day** Requests received and accepted by 14:00 CET on a Business day will ordinarily be processed on the NAV of the first following day that is a business day and also a full bank business day in Hong-Kong market and a full bank business day either in South Korea market or in Taiwan market. Transaction settlement will occur within two Business days after the relevant transaction day.

In addition, technical net asset values ("T-NAV") may be calculated and published for any calendar day (excluding Saturdays and Sundays) that is neither a business day nor a transaction day. These T-NAV are merely indicative and will not be the basis for purchasing, switching, redeeming and/or transferring shares.

**NAV publication Day :**      **Transaction Day +1**

**Switching in/out**                      Permitted

## MAIN SHARE CLASSES AND FEES

Share class	Currency	Min initial Investment*	Fees for share transactions		Annual fees	
			Purchase (max)	Switch (max)	Management (max)	Administration (max)
UCITS ETF DR	USD	USD 1,000,000	3.00%	1.00%	0.10%	0.10%

See section "Notes on sub-fund Costs" in the prospectus. Other share classes may be available. For a current listing of available classes, go to [amundi.lu/amundi-index-solutions](http://amundi.lu/amundi-index-solutions)

\* Those minimums are applied in USD or in the equivalent amount, in the relevant share class currency.

## Index provider disclaimer

AMUNDI INDEX MSCI EMERGING ESG BROAD CTB (THE "SUB-FUND") IS NOT SPONSORED, ENDORSED, SOLD OR PROMOTED BY MSCI INC. ("MSCI"), ANY OF ITS AFFILIATES, ANY OF ITS INFORMATION PROVIDERS OR ANY THIRD PARTY INVOLVED IN, OR RELATED TO, COMPILING OR CREATING ANY MSCI INDEX (COLLECTIVELY, THE "MSCI PARTIES"). THE MSCI INDICES ARE THE EXCLUSIVE PROPERTY OF MSCI AND ARE SERVICE MARKS OF MSCI OR ITS AFFILIATES. THE MSCI INDICES HAVE BEEN LICENSED FOR USE FOR CERTAIN PURPOSES BY AMUNDI. NONE OF THE MSCI PARTIES MAKES ANY REPRESENTATION OR WARRANTY, EXPRESS OR IMPLIED, TO THE ISSUER OR OWNERS OF THIS SUB-FUND OR ANY OTHER PERSON OR ENTITY REGARDING THE ADVISABILITY OF INVESTING IN SUB-FUNDS GENERALLY OR IN THIS PARTICULAR SUB-FUND OR THE ABILITY OF ANY MSCI INDEX TO TRACK CORRESPONDING STOCK MARKET PERFORMANCE. MSCI OR ITS AFFILIATES ARE THE LICENSORS OF CERTAIN TRADEMARKS, SERVICE MARKS AND TRADE NAMES AND OF THE MSCI INDICES WHICH ARE DETERMINED, COMPOSED AND CALCULATED BY MSCI WITHOUT REGARD TO AMUNDI OR THIS SUB-FUND OR THIS SUB-FUND'S UNITHOLDERS OR ANY OTHER PERSON OR ENTITY.

NONE OF THE MSCI PARTIES HAS ANY OBLIGATION TO TAKE THE NEEDS OF THE AMUNDI, THIS SUB-FUND'S UNITHOLDERS OR ANY OTHER PERSON OR ENTITY INTO CONSIDERATION IN DETERMINING, COMPOSING OR CALCULATING THE MSCI INDICES. NONE OF THE MSCI PARTIES IS RESPONSIBLE FOR OR HAS PARTICIPATED IN DETERMINATION OF THE TIMING OF, PRICES AT, OR QUANTITIES OF THIS SUB-FUND TO BE ISSUED OR IN THE DETERMINATION OR CALCULATION OF THE EQUATION BY OR THE CONSIDERATION INTO WHICH THIS SUB-FUND IS REDEEMABLE. FURTHERMORE, NONE OF THE MSCI PARTIES HAS ANY OBLIGATION OR LIABILITY TO THE ISSUER OR OWNERS OF THIS SUB-FUND OR ANY OTHER PERSON OR ENTITY IN CONNECTION WITH THE ADMINISTRATION, MARKETING OR OFFERING OF THIS SUB-FUND.

ALTHOUGH MSCI SHALL OBTAIN INFORMATION FOR INCLUSION IN OR FOR USE IN THE CALCULATION OF THE MSCI INDICES FROM SOURCES THAT MSCI CONSIDERS RELIABLE, NONE OF THE MSCI PARTIES WARRANTS OR GUARANTEES THE ORIGINALITY, ACCURACY AND/OR THE COMPLETENESS OF ANY MSCI INDEX OR ANY DATA INCLUDED THEREIN. NONE OF THE MSCI PARTIES MAKES ANY WARRANTY, EXPRESS OR IMPLIED, AS TO RESULTS TO BE OBTAINED BY THE ISSUER OF THE SUB-FUND, OWNERS OF THE SUB-FUND, OR ANY OTHER PERSON OR ENTITY, FROM THE USE OF ANY MSCI INDEX OR ANY DATA INCLUDED THEREIN. NONE OF THE MSCI PARTIES SHALL HAVE ANY LIABILITY FOR ANY ERRORS, OMISSIONS OR INTERRUPTIONS OF OR IN CONNECTION WITH ANY MSCI INDEX OR ANY DATA INCLUDED THEREIN. FURTHERMORE, NONE OF THE MSCI PARTIES MAKES ANY EXPRESS OR IMPLIED WARRANTIES OF ANY KIND, AND THE MSCI PARTIES HEREBY EXPRESSLY DISCLAIM ALL WARRANTIES OF MERCHANTABILITY AND FITNESS FOR A PARTICULAR PURPOSE, WITH RESPECT TO EACH MSCI INDEX AND ANY DATA INCLUDED THEREIN. WITHOUT LIMITING ANY OF THE FOREGOING, IN NO EVENT SHALL ANY OF THE MSCI PARTIES HAVE ANY LIABILITY FOR ANY DIRECT, INDIRECT, SPECIAL, PUNITIVE, CONSEQUENTIAL OR ANY OTHER DAMAGES (INCLUDING LOST PROFITS) EVEN IF NOTIFIED OF THE POSSIBILITY OF SUCH DAMAGES.

# AMUNDI MSCI EMU ESG BROAD NET ZERO CLIMATE CTB

## Objective and Investment Policy

### Objective

To track the performance of MSCI EMU ESG Broad CTB Select Index ("the Index"), and to minimize the tracking error between the net asset value of the sub-fund and the performance of the Index.

The sub-fund is a financial product that promotes among other characteristics ESG characteristics pursuant to Article 8 of the Disclosure Regulation, as further described in Annex 1 - ESG Related Disclosures to this Prospectus.

### Index Description

- General description of the Index

MSCI EMU ESG Broad CTB Select Net Total Return Index is an equity index based on the MSCI EMU Index (the "Parent Index") representative of the large and mid-cap securities across developed European Economic and Monetary Union ("EMU") countries. The Index excludes companies whose products have negative social or environmental impacts, while overweighting companies with strong ESG Score. Additionally, the Index aims to represent the performance of a strategy that reweights securities based upon the opportunities and risks associated with the climate transition to meet the EU Climate Transition Benchmark (EU CTB) regulation minimum requirements.

The Index is a Net Total Return Index: dividends net of tax paid by the index constituents are included in the Index return.

- Index currency: Euro
- Index Composition

MSCI EMU ESG Broad CTB Select Index is constructed by applying a combination of values based exclusions and an optimization process to increase the ESG score compared to the Parent Index and to meet the EU Climate Transition Benchmark (EU CTB) regulation minimum requirements while targeting a similar risk profile to the Parent Index, as further described in Annex 1 - ESG Related Disclosures to this Prospectus.

- Index Revision

The Index rebalancing is planned quarterly.

- Index Publication

The Index is calculated and published by MSCI ("MSCI").

MSCI official indices are calculated using:

- the official closing prices of the stock exchanges on which the component securities are traded;
- the WM Reuters closing (16:00 GMT) exchange rates.

MSCI EMU ESG Broad CTB Select Index value is available via Bloomberg. At the date of the prospectus, the ticker is: MXEMUEBL

The performance tracked is the closing price of the MSCI EMU ESG Broad CTB Select Index.

MSCI index methodology, composition, revision rules and additional information concerning the Index underlying components are available on [msci.com](https://www.msci.com)

## Management Process

The exposure to the Index will be achieved through a direct replication, mainly by making direct investments in transferable securities and/or other eligible assets representing the Index constituents in a proportion extremely close to their proportion in the Index.

The sub-fund integrates sustainability risks and takes into account principal adverse impacts of investments on sustainability factors in its investment process as outlined in more detail in section "Sustainable Investing" of this prospectus and will not hold any securities of companies involved in the production or sale of controversial weapons, or companies in breach of international conventions on Human or Labor Rights, or companies involved in controversial industries: tobacco, thermal coal, nuclear weapons or unconventional oil & gas as defined in "Replication Methods".

**Plan d'Epargne en Actions (PEA) :** Eligible

**German Investment Tax Act :** At least 60% of the sub-fund's net asset value is continuously invested in equities listed on a stock exchange or traded on an organized market. For the sake of clarity investments in Real Estate Investment Trusts (as such term is defined by the German Ministry of Finance) and UCITS or UCIs are not included in this percentage.

### Tracking Error

The tracking error measures the volatility of the difference between the return of the sub-fund and the return of the Index. In normal market conditions, it is anticipated that the sub-fund will track the performance of the Index with a tracking error of up to 1%. The return, used to compute the tracking error of the sub-fund, is determined before taking into account any swing pricing mechanism.

### Techniques and instruments on securities and Derivatives

In order to deal with inflows and outflows and also with some local market specificities (market access and liquidity, local tax); the Investment Manager will be able to combine the direct replication with a replication through derivatives such as amongst other futures. In case of such replication, the sub-fund may hold deposits while keeping full exposure to the Index.

The sub-fund may enter into any efficient portfolio management techniques and instruments relating to transferable securities and money market instruments, such as securities lending and borrowing, reverse purchase agreement and repurchase agreement for the purposes of efficient portfolio management as described and in compliance with sections "Techniques and Instruments on Securities Financing Transactions" and "Replication Methods" of this prospectus. In particular, such techniques and instruments may be used in order to generate additional income.

The maximum and expected proportions of the sub-fund's assets that can be subject to SFT and TRS are disclosed in the table "USE OF SECURITIES FINANCING TRANSACTIONS AND TOTAL RETURN SWAPS".

**Sub-fund base currency :** Euro

### Investment Manager

Amundi Asset Management

## Main Risks

See "Risk Descriptions" for more information.

### Risks of ordinary market conditions

The Fund has high volatility due to its exposure to equity markets

Derivatives	Management
Equity	Market
Hedging risk (hedged share class)	Volatility
Index replication	Sustainable Investment
Investment fund	Use of techniques and Instruments
Listing market liquidity (ETF share class)	

### Risks of unusual market conditions

Counterparty	
Operational	Standard practices
Default	

**Risk management method** Commitment



## Planning Your Investment

Designed for Investors who understand the risks of the sub-fund and plan to invest for at least 5 years.

The sub-fund may appeal to investors who:

- are interested in investment growth in the long term
- are looking to replicate the performance of the Index while accepting its associated risks and volatility

**Business day** Any day that is a day when Euronext Paris is fully open.

**Transaction Day** Requests received and accepted by 14:00 CET on a Business day will ordinarily be processed on the NAV of the first business day (including the business day when the relevant requests are received) that is also a full bank business day in Germany market. Transaction settlement will occur within two Business days after the relevant transaction day.

In addition, technical net asset values ("T-NAV") may be calculated and published for any calendar day (excluding Saturdays and Sundays) that is neither a business day nor a transaction day. These T-NAV are merely indicative and will not be the basis for purchasing, switching, redeeming and/or transferring shares.

**NAV publication Day :**      **Transaction Day +1**

**Switching in/out**                      Permitted

## MAIN SHARE CLASSES AND FEES

Share class	Currency	Min initial Investment*	Fees for share transactions		Annual fees	
			Purchase (max)	Switch (max)	Management (max)	Administration (max)
IE	EUR	USD 500,000	2.50%	0.00%	0.08%	0.07%
UCITS ETF DR - EUR	EUR	USD 1,000,000	3.00%	1.00%	0.05%	0.07%

See section "Notes on sub-fund Costs" in the prospectus. Other share classes may be available. For a current listing of available classes, go to [amundi.lu/amundi-index-solutions](http://amundi.lu/amundi-index-solutions)

\* Those minimums are applied in USD or in the equivalent amount, in the relevant share class currency.

## Index provider disclaimer

AMUNDI MSCI EMU ESG BROAD NET ZERO CLIMATE CTB (THE "SUB-FUND") IS NOT SPONSORED, ENDORSED, SOLD OR PROMOTED BY MSCI INC. ("MSCI"), ANY OF ITS AFFILIATES, ANY OF ITS INFORMATION PROVIDERS OR ANY THIRD PARTY INVOLVED IN, OR RELATED TO, COMPILING OR CREATING ANY MSCI INDEX (COLLECTIVELY, THE "MSCI PARTIES"). THE MSCI INDICES ARE THE EXCLUSIVE PROPERTY OF MSCI AND ARE SERVICE MARKS OF MSCI OR ITS AFFILIATES. THE MSCI INDICES HAVE BEEN LICENSED FOR USE FOR CERTAIN PURPOSES BY AMUNDI. NONE OF THE MSCI PARTIES MAKES ANY REPRESENTATION OR WARRANTY, EXPRESS OR IMPLIED, TO THE ISSUER OR OWNERS OF THIS SUB-FUND OR ANY OTHER PERSON OR ENTITY REGARDING THE ADVISABILITY OF INVESTING IN SUB-FUNDS GENERALLY OR IN THIS PARTICULAR SUB-FUND OR THE ABILITY OF ANY MSCI INDEX TO TRACK CORRESPONDING STOCK MARKET PERFORMANCE. MSCI OR ITS AFFILIATES ARE THE LICENSORS OF CERTAIN TRADEMARKS, SERVICE MARKS AND TRADE NAMES AND OF THE MSCI INDICES WHICH ARE DETERMINED, COMPOSED AND CALCULATED BY MSCI WITHOUT REGARD TO AMUNDI OR THIS SUB-FUND OR THIS SUB-FUND'S UNITHOLDERS OR ANY OTHER PERSON OR ENTITY.

NONE OF THE MSCI PARTIES HAS ANY OBLIGATION TO TAKE THE NEEDS OF THE AMUNDI, THIS SUB-FUND'S UNITHOLDERS OR ANY OTHER PERSON OR ENTITY INTO CONSIDERATION IN DETERMINING, COMPOSING OR CALCULATING THE MSCI INDICES. NONE OF THE MSCI PARTIES IS RESPONSIBLE FOR OR HAS PARTICIPATED IN DETERMINATION OF THE TIMING OF, PRICES AT, OR QUANTITIES OF THIS SUB-FUND TO BE ISSUED OR IN THE DETERMINATION OR CALCULATION OF THE EQUATION BY OR THE CONSIDERATION INTO WHICH THIS SUB-FUND IS REDEEMABLE. FURTHERMORE, NONE OF THE MSCI PARTIES HAS ANY OBLIGATION OR LIABILITY TO THE ISSUER OR OWNERS OF THIS SUB-FUND OR ANY OTHER PERSON OR ENTITY IN CONNECTION WITH THE ADMINISTRATION, MARKETING OR OFFERING OF THIS SUB-FUND.

ALTHOUGH MSCI SHALL OBTAIN INFORMATION FOR INCLUSION IN OR FOR USE IN THE CALCULATION OF THE MSCI INDICES FROM SOURCES THAT MSCI CONSIDERS RELIABLE, NONE OF THE MSCI PARTIES WARRANTS OR GUARANTEES THE ORIGINALITY, ACCURACY AND/OR THE COMPLETENESS OF ANY MSCI INDEX OR ANY DATA INCLUDED THEREIN. NONE OF THE MSCI PARTIES MAKES ANY WARRANTY, EXPRESS OR IMPLIED, AS TO RESULTS TO BE OBTAINED BY THE ISSUER OF THE SUB-FUND, OWNERS OF THE SUB-FUND, OR ANY OTHER PERSON OR ENTITY, FROM THE USE OF ANY MSCI INDEX OR ANY DATA INCLUDED THEREIN. NONE OF THE MSCI PARTIES SHALL HAVE ANY LIABILITY FOR ANY ERRORS, OMISSIONS OR INTERRUPTIONS OF OR IN CONNECTION WITH ANY MSCI INDEX OR ANY DATA INCLUDED THEREIN. FURTHERMORE, NONE OF THE MSCI PARTIES MAKES ANY EXPRESS OR IMPLIED WARRANTIES OF ANY KIND, AND THE MSCI PARTIES HEREBY EXPRESSLY DISCLAIM ALL WARRANTIES OF MERCHANTABILITY AND FITNESS FOR A PARTICULAR PURPOSE, WITH RESPECT TO EACH MSCI INDEX AND ANY DATA INCLUDED THEREIN. WITHOUT LIMITING ANY OF THE FOREGOING, IN NO EVENT SHALL ANY OF THE MSCI PARTIES HAVE ANY LIABILITY FOR ANY DIRECT, INDIRECT, SPECIAL, PUNITIVE, CONSEQUENTIAL OR ANY OTHER DAMAGES (INCLUDING LOST PROFITS) EVEN IF NOTIFIED OF THE POSSIBILITY OF SUCH DAMAGES.

# AMUNDI MSCI EUROPE SMALL CAP ESG CLIMATE NET ZERO AMBITION CTB

## Objective and Investment Policy

### Objective

To track the performance of MSCI Europe Small Cap ESG Broad CTB Select Index ("the Index"), and to minimize the tracking error between the net asset value of the sub-fund and the performance of the Index.

The sub-fund is a financial product that promotes among other characteristics ESG characteristics pursuant to Article 8 of the Disclosure Regulation, as further described in Annex 1 - ESG Related Disclosures to this Prospectus.

### Index Description

- General description of the Index

MSCI Europe Small Cap ESG Broad CTB Select Index is an equity index based on the MSCI Europe Small Cap Index (the "Parent Index") representative of small-cap securities across developed markets countries in Europe. The Index excludes companies whose products have negative social or environmental impacts, while overweighting companies with a strong MSCI ESG Score. Additionally, the Index aims to represent the performance of a strategy that reweights securities based upon the opportunities and risks associated with the climate transition to meet the EU Climate Transition Benchmark (EU CTB) regulation minimum requirements.

The Index is a Net Total Return Index: dividends net of tax paid by the index constituents are included in the Index return.

- Index currency: Euro
- Index Composition

MSCI Europe Small Cap ESG Broad CTB Select Index is constructed by applying a combination of values based exclusions and an optimization process to increase the MSCI ESG Score compared to the Parent Index and to meet the EU Climate Transition Benchmark (EU CTB) regulation minimum requirements while targeting a similar risk profile to the Parent Index, as further described in Annex 1 - ESG Related Disclosures to this Prospectus.

- Index Revision

The Index rebalancing is planned quarterly.

- Index Publication

The Index is calculated and published by MSCI ("MSCI").

MSCI official indices are calculated using:

- the official closing prices of the stock exchanges on which the component securities are traded;
- the WM Reuters closing (16:00 GMT) exchange rates.

MSCI Europe Small Cap ESG Broad CTB Select Index value is available via Bloomberg. At the date of the prospectus, the ticker is: MXEUSCCT

The performance tracked is the closing price of the MSCI Europe Small Cap ESG Broad CTB Select Index .

MSCI index methodology, composition, revision rules and additional information concerning the Index underlying components are available on [msci.com](https://www.msci.com)

## Management Process

The exposure to the Index will be achieved through a direct replication, mainly by making direct investments in transferable securities and/or other eligible assets representing the Index constituents in a proportion extremely close to their proportion in the Index.

The sub-fund integrates sustainability risks and takes into account principal adverse impacts of investments on sustainability factors in its investment process as outlined in more detail in section "Sustainable Investing" of this prospectus and will not hold any securities of companies involved in the production or sale of controversial weapons, or companies in breach of international conventions on Human or Labor Rights, or companies involved in controversial industries: tobacco, thermal coal, nuclear weapons or unconventional oil & gas as defined in "Replication Methods".

**German Investment Tax Act** : At least 60% of the sub-fund's net asset value is continuously invested in equities listed on a stock exchange or traded on an organized market. For the sake of clarity investments in Real Estate Investment Trusts (as such term is defined by the German Ministry of Finance) and UCITS or UCIs are not included in this percentage.

### Tracking Error

The tracking error measures the volatility of the difference between the return of the sub-fund and the return of the Index. In normal market conditions, it is anticipated that the sub-fund will track the performance of the Index with a tracking error of up to 1%. The return, used to compute the tracking error of the sub-fund, is determined before taking into account any swing pricing mechanism.

### Techniques and instruments on securities and Derivatives

In order to deal with inflows and outflows and also with some local market specificities (market access and liquidity, local tax); the Investment Manager will be able to combine the direct replication with a replication through derivatives such as amongst other futures. In case of such replication, the sub-fund may hold deposits while keeping full exposure to the Index.

The sub-fund may enter into any efficient portfolio management techniques and instruments relating to transferable securities and money market instruments, such as securities lending and borrowing, reverse purchase agreement and repurchase agreement for the purposes of efficient portfolio management as described and in compliance with sections "Techniques and Instruments on Securities Financing Transactions" and "Replication Methods" of this prospectus. In particular, such techniques and instruments may be used in order to generate additional income.

The maximum and expected proportions of the sub-fund's assets that can be subject to SFT and TRS are disclosed in the table "USE OF SECURITIES FINANCING TRANSACTIONS AND TOTAL RETURN SWAPS".

**Sub-fund base currency** : Euro

### Investment Manager

Amundi Asset Management

## Main Risks

See "Risk Descriptions" for more information.

### Risks of ordinary market conditions

The Fund has high volatility due to its exposure to equity markets

Currency	Market
Derivatives	Small and mid-cap stock
Equity	Volatility
Index replication	Sustainable Investment
Investment fund	Use of techniques and
Management	Instruments
Listing market liquidity (ETF share class)	

### Risks of unusual market conditions

Counterparty	Liquidity
Operational	Standard practices
Default	

**Risk management method** Commitment

## Planning Your Investment

Designed for Investors who understand the risks of the sub-fund and plan to invest for at least 5 years .

The sub-fund may appeal to investors who:

- are interested in investment growth in the long term
- are looking to replicate the performance of the Index while accepting its associated risks and volatility

**Business day** Any day that is a day when Euronext Paris is fully open.

**Transaction Day** Requests received and accepted by 14:00 CET on a Business day will ordinarily be processed on the NAV of the first business day (including the business day when the relevant requests are received) that is also a full bank business day in United Kingdom market and in France market. Transaction settlement will occur within two Business days after the relevant transaction day.

In addition, technical net asset values ("T-NAV") may be calculated and published for any calendar day (excluding Saturdays and Sundays) that is neither a business day nor a transaction day. These T-NAV are merely indicative and will not be the basis for purchasing, switching, redeeming and/or transferring shares.

**NAV publication Day :** Transaction Day +1

**Switching in/out** Permitted

## MAIN SHARE CLASSES AND FEES

Share class	Currency	Min initial Investment*	Fees for share transactions		Annual fees	
			Purchase (max)	Switch (max)	Management (max)	Administration (max)
UCITS ETF	EUR	USD 1,000,000	3.00%	1.00%	0.25%	0.10%

See section "Notes on sub-fund Costs" in the prospectus. Other share classes may be available. For a current listing of available classes, go to [amundi.lu/amundi-index-solutions](http://amundi.lu/amundi-index-solutions)

\* Those minimums are applied in USD or in the equivalent amount, in the relevant share class currency.

## Index provider disclaimer

AMUNDI MSCI EUROPE SMALL CAP ESG CLIMATE NET ZERO AMBITION CTB (THE "SUB-FUND") IS NOT SPONSORED, ENDORSED, SOLD OR PROMOTED BY MSCI INC. ("MSCI"), ANY OF ITS AFFILIATES, ANY OF ITS INFORMATION PROVIDERS OR ANY THIRD PARTY INVOLVED IN, OR RELATED TO, COMPILING OR CREATING ANY MSCI INDEX (COLLECTIVELY, THE "MSCI PARTIES"). THE MSCI INDICES ARE THE EXCLUSIVE PROPERTY OF MSCI AND ARE SERVICE MARKS OF MSCI OR ITS AFFILIATES. THE MSCI INDICES HAVE BEEN LICENSED FOR USE FOR CERTAIN PURPOSES BY AMUNDI. NONE OF THE MSCI PARTIES MAKES ANY REPRESENTATION OR WARRANTY, EXPRESS OR IMPLIED, TO THE ISSUER OR OWNERS OF THIS SUB-FUND OR ANY OTHER PERSON OR ENTITY REGARDING THE ADVISABILITY OF INVESTING IN SUB-FUNDS GENERALLY OR IN THIS PARTICULAR SUB-FUND OR THE ABILITY OF ANY MSCI INDEX TO TRACK CORRESPONDING STOCK MARKET PERFORMANCE. MSCI OR ITS AFFILIATES ARE THE LICENSORS OF CERTAIN TRADEMARKS, SERVICE MARKS AND TRADE NAMES AND OF THE MSCI INDICES WHICH ARE DETERMINED, COMPOSED AND CALCULATED BY MSCI WITHOUT REGARD TO AMUNDI OR THIS SUB-FUND OR THIS SUB-FUND'S UNITHOLDERS OR ANY OTHER PERSON OR ENTITY.

NONE OF THE MSCI PARTIES HAS ANY OBLIGATION TO TAKE THE NEEDS OF THE AMUNDI, THIS SUB-FUND'S UNITHOLDERS OR ANY OTHER PERSON OR ENTITY INTO CONSIDERATION IN DETERMINING, COMPOSING OR CALCULATING THE MSCI INDICES. NONE OF THE MSCI PARTIES IS RESPONSIBLE FOR OR HAS PARTICIPATED IN DETERMINATION OF THE TIMING OF, PRICES AT, OR QUANTITIES OF THIS SUB-FUND TO BE ISSUED OR IN THE DETERMINATION OR CALCULATION OF THE EQUATION BY OR THE CONSIDERATION INTO WHICH THIS SUB-FUND IS REDEEMABLE. FURTHERMORE, NONE OF THE MSCI PARTIES HAS ANY OBLIGATION OR LIABILITY TO THE ISSUER OR OWNERS OF THIS SUB-FUND OR ANY OTHER PERSON OR ENTITY IN CONNECTION WITH THE ADMINISTRATION, MARKETING OR OFFERING OF THIS SUB-FUND.

ALTHOUGH MSCI SHALL OBTAIN INFORMATION FOR INCLUSION IN OR FOR USE IN THE CALCULATION OF THE MSCI INDICES FROM SOURCES THAT MSCI CONSIDERS RELIABLE, NONE OF THE MSCI PARTIES WARRANTS OR GUARANTEES THE ORIGINALITY, ACCURACY AND/OR THE COMPLETENESS OF ANY MSCI INDEX OR ANY DATA INCLUDED THEREIN. NONE OF THE MSCI PARTIES MAKES ANY WARRANTY, EXPRESS OR IMPLIED, AS TO RESULTS TO BE OBTAINED BY THE ISSUER OF THE SUB-FUND, OWNERS OF THE SUB-FUND, OR ANY OTHER PERSON OR ENTITY, FROM THE USE OF ANY MSCI INDEX OR ANY DATA INCLUDED THEREIN. NONE OF THE MSCI PARTIES SHALL HAVE ANY LIABILITY FOR ANY ERRORS, OMISSIONS OR INTERRUPTIONS OF OR IN CONNECTION WITH ANY MSCI INDEX OR ANY DATA INCLUDED THEREIN. FURTHERMORE, NONE OF THE MSCI PARTIES MAKES ANY EXPRESS OR IMPLIED WARRANTIES OF ANY KIND, AND THE MSCI PARTIES HEREBY EXPRESSLY DISCLAIM ALL WARRANTIES OF MERCHANTABILITY AND FITNESS FOR A PARTICULAR PURPOSE, WITH RESPECT TO EACH MSCI INDEX AND ANY DATA INCLUDED THEREIN. WITHOUT LIMITING ANY OF THE FOREGOING, IN NO EVENT SHALL ANY OF THE MSCI PARTIES HAVE ANY LIABILITY FOR ANY DIRECT, INDIRECT, SPECIAL, PUNITIVE, CONSEQUENTIAL OR ANY OTHER DAMAGES (INCLUDING LOST PROFITS) EVEN IF NOTIFIED OF THE POSSIBILITY OF SUCH DAMAGES.

# AMUNDI MSCI PACIFIC ESG CLIMATE NET ZERO AMBITION CTB

## Objective and Investment Policy

### Objective

To track the performance of MSCI Pacific ESG Broad CTB Select Index ("the Index"), and to minimize the tracking error between the net asset value of the sub-fund and the performance of the Index.

The sub-fund is a financial product that promotes among other characteristics ESG characteristics pursuant to Article 8 of the Disclosure Regulation, as further described in Annex 1 - ESG Related Disclosures to this Prospectus.

### Index Description

- General description of the Index

MSCI Pacific ESG Broad CTB Select Index is an equity index based on the MSCI Pacific Index representative of the large and mid-cap securities across 5 Developed Markets (DM) countries in the Pacific region (the "Parent Index"). The Index excludes companies whose products have negative social or environmental impacts, while overweighting companies with a strong MSCI ESG Score. Additionally, the Index aims to represent the performance of a strategy that reweights securities based upon the opportunities and risks associated with the climate transition to meet the EU Climate Transition Benchmark (EU CTB) regulation minimum requirements.

The Index is a Net Total Return Index: dividends net of tax paid by the index constituents are included in the Index return.

- Index currency: US Dollar
- Index Composition

MSCI Pacific ESG Broad CTB Select Index is constructed by applying a combination of values based exclusions and an optimization process to increase the ESG score compared to the Parent Index and to meet the EU Climate Transition Benchmark (EU CTB) regulation minimum requirements while targeting a similar risk profile to the Parent Index, as further described in Annex 1 - ESG Related Disclosures to this Prospectus.

- Index Revision

The Index rebalancing is planned quarterly.

- Index Publication

The Index is calculated and published by MSCI ("MSCI").

MSCI official indices are calculated using:

- the official closing prices of the stock exchanges on which the component securities are traded;
- the WM Reuters closing (16:00 GMT) exchange rates.

MSCI Pacific ESG Broad CTB Select Index value is available via Bloomberg. At the date of the prospectus, the ticker is: MXPCCTNU

The performance tracked is the closing price of the MSCI Pacific ESG Broad CTB Select Index .

MSCI index methodology, composition, revision rules and additional information concerning the Index underlying components are available on [msci.com](https://www.msci.com)

## Management Process

The exposure to the Index will be achieved through a direct replication, mainly by making direct investments in transferable securities and/or other eligible assets representing the Index constituents in a proportion extremely close to their proportion in the Index.

The sub-fund integrates sustainability risks and takes into account principal adverse impacts of investments on sustainability factors in its investment process as outlined in more detail in section "Sustainable Investing" of this prospectus and will not hold any securities of companies involved in the production or sale of controversial weapons, or companies in breach of international conventions on Human or Labor Rights, or companies involved in controversial industries: tobacco, thermal coal, nuclear weapons or unconventional oil & gas as defined in "Replication Methods".

**German Investment Tax Act** : At least 60% of the sub-fund's net asset value is continuously invested in equities listed on a stock exchange or traded on an organized market. For the sake of clarity investments in Real Estate Investment Trusts (as such term is defined by the German Ministry of Finance) and UCITS or UCIs are not included in this percentage.

### Tracking Error

The tracking error measures the volatility of the difference between the return of the sub-fund and the return of the Index. In normal market conditions, it is anticipated that the sub-fund will track the performance of the Index with a tracking error of up to 1%. The return, used to compute the tracking error of the sub-fund, is determined before taking into account any swing pricing mechanism.

### Techniques and instruments on securities and Derivatives

In order to deal with inflows and outflows and also with some local market specificities (market access and liquidity, local tax); the Investment Manager will be able to combine the direct replication with a replication through derivatives such as amongst other futures. In case of such replication, the sub-fund may hold deposits while keeping full exposure to the Index.

The sub-fund may enter into any efficient portfolio management techniques and instruments relating to transferable securities and money market instruments, such as securities lending and borrowing, reverse purchase agreement and repurchase agreement for the purposes of efficient portfolio management as described and in compliance with sections "Techniques and Instruments on Securities Financing Transactions" and "Replication Methods" of this prospectus. In particular, such techniques and instruments may be used in order to generate additional income.

The maximum and expected proportions of the sub-fund's assets that can be subject to SFT and TRS are disclosed in the table "USE OF SECURITIES FINANCING TRANSACTIONS AND TOTAL RETURN SWAPS".

**Sub-fund base currency** : US Dollar

### Investment Manager

Amundi Japan Ltd

## Main Risks

See "Risk Descriptions" for more information.

### Risks of ordinary market conditions

The Fund has high volatility due to its exposure to equity markets

Currency	Management
Derivatives	Market
Equity	Volatility
Index replication	Sustainable Investment
Investment fund	Use of techniques and Instruments
Listing market liquidity (ETF share class)	

### Risks of unusual market conditions

Counterparty	Liquidity
Operational	Standard practices

**Risk management method** Commitment

## Planning Your Investment

Designed for Investors who understand the risks of the sub-fund and plan to invest for at least 5 years.

The sub-fund may appeal to investors who:

- are interested in investment growth in the long term
- are looking to replicate the performance of the Index while accepting its associated risks and volatility

**Business day** Any day that is a day when Euronext Paris is fully open.

**Transaction Day** Requests received and accepted by 14:00 CET on a Business day will ordinarily be processed on the NAV of the first following day that is a business day and also a full bank business day in Australia market and in Japan market. Transaction settlement will occur within two Business days after the relevant transaction day.

In addition, technical net asset values ("T-NAV") may be calculated and published for any calendar day (excluding Saturdays and Sundays) that is neither a business day nor a transaction day. These T-NAV are merely indicative and will not be the basis for purchasing, switching, redeeming and/or transferring shares.

**NAV publication Day :**        **Transaction Day +1**

**Switching in/out**                      Permitted

## MAIN SHARE CLASSES AND FEES

Share class	Currency	Min initial Investment*	Fees for share transactions		Annual fees	
			Purchase (max)	Switch (max)	Management (max)	Administration (max)
UCITS ETF	USD	USD 1,000,000	3.00%	1.00%	0.35%	0.10%

See section "Notes on sub-fund Costs" in the prospectus. Other share classes may be available. For a current listing of available classes, go to [amundi.lu/amundi-index-solutions](http://amundi.lu/amundi-index-solutions)

\* Those minimums are applied in USD or in the equivalent amount, in the relevant share class currency.

## Index provider disclaimer

AMUNDI MSCI PACIFIC ESG CLIMATE NET ZERO AMBITION CTB (THE "SUB-FUND") IS NOT SPONSORED, ENDORSED, SOLD OR PROMOTED BY MSCI INC. ("MSCI"), ANY OF ITS AFFILIATES, ANY OF ITS INFORMATION PROVIDERS OR ANY THIRD PARTY INVOLVED IN, OR RELATED TO, COMPILING OR CREATING ANY MSCI INDEX (COLLECTIVELY, THE "MSCI PARTIES"). THE MSCI INDICES ARE THE EXCLUSIVE PROPERTY OF MSCI AND ARE SERVICE MARKS OF MSCI OR ITS AFFILIATES. THE MSCI INDICES HAVE BEEN LICENSED FOR USE FOR CERTAIN PURPOSES BY AMUNDI. NONE OF THE MSCI PARTIES MAKES ANY REPRESENTATION OR WARRANTY, EXPRESS OR IMPLIED, TO THE ISSUER OR OWNERS OF THIS SUB-FUND OR ANY OTHER PERSON OR ENTITY REGARDING THE ADVISABILITY OF INVESTING IN SUB-FUNDS GENERALLY OR IN THIS PARTICULAR SUB-FUND OR THE ABILITY OF ANY MSCI INDEX TO TRACK CORRESPONDING STOCK MARKET PERFORMANCE. MSCI OR ITS AFFILIATES ARE THE LICENSORS OF CERTAIN TRADEMARKS, SERVICE MARKS AND TRADE NAMES AND OF THE MSCI INDICES WHICH ARE DETERMINED, COMPOSED AND CALCULATED BY MSCI WITHOUT REGARD TO AMUNDI OR THIS SUB-FUND OR THIS SUB-FUND'S UNITHOLDERS OR ANY OTHER PERSON OR ENTITY.

NONE OF THE MSCI PARTIES HAS ANY OBLIGATION TO TAKE THE NEEDS OF THE AMUNDI, THIS SUB-FUND'S UNITHOLDERS OR ANY OTHER PERSON OR ENTITY INTO CONSIDERATION IN DETERMINING, COMPOSING OR CALCULATING THE MSCI INDICES. NONE OF THE MSCI PARTIES IS RESPONSIBLE FOR OR HAS PARTICIPATED IN DETERMINATION OF THE TIMING OF, PRICES AT, OR QUANTITIES OF THIS SUB-FUND TO BE ISSUED OR IN THE DETERMINATION OR CALCULATION OF THE EQUATION BY OR THE CONSIDERATION INTO WHICH THIS SUB-FUND IS REDEEMABLE. FURTHERMORE, NONE OF THE MSCI PARTIES HAS ANY OBLIGATION OR LIABILITY TO THE ISSUER OR OWNERS OF THIS SUB-FUND OR ANY OTHER PERSON OR ENTITY IN CONNECTION WITH THE ADMINISTRATION, MARKETING OR OFFERING OF THIS SUB-FUND.

ALTHOUGH MSCI SHALL OBTAIN INFORMATION FOR INCLUSION IN OR FOR USE IN THE CALCULATION OF THE MSCI INDICES FROM SOURCES THAT MSCI CONSIDERS RELIABLE, NONE OF THE MSCI PARTIES WARRANTS OR GUARANTEES THE ORIGINALITY, ACCURACY AND/OR THE COMPLETENESS OF ANY MSCI INDEX OR ANY DATA INCLUDED THEREIN. NONE OF THE MSCI PARTIES MAKES ANY WARRANTY, EXPRESS OR IMPLIED, AS TO RESULTS TO BE OBTAINED BY THE ISSUER OF THE SUB-FUND, OWNERS OF THE SUB-FUND, OR ANY OTHER PERSON OR ENTITY, FROM THE USE OF ANY MSCI INDEX OR ANY DATA INCLUDED THEREIN. NONE OF THE MSCI PARTIES SHALL HAVE ANY LIABILITY FOR ANY ERRORS, OMISSIONS OR INTERRUPTIONS OF OR IN CONNECTION WITH ANY MSCI INDEX OR ANY DATA INCLUDED THEREIN. FURTHERMORE, NONE OF THE MSCI PARTIES MAKES ANY EXPRESS OR IMPLIED WARRANTIES OF ANY KIND, AND THE MSCI PARTIES HEREBY EXPRESSLY DISCLAIM ALL WARRANTIES OF MERCHANTABILITY AND FITNESS FOR A PARTICULAR PURPOSE, WITH RESPECT TO EACH MSCI INDEX AND ANY DATA INCLUDED THEREIN. WITHOUT LIMITING ANY OF THE FOREGOING, IN NO EVENT SHALL ANY OF THE MSCI PARTIES HAVE ANY LIABILITY FOR ANY DIRECT, INDIRECT, SPECIAL, PUNITIVE, CONSEQUENTIAL OR ANY OTHER DAMAGES (INCLUDING LOST PROFITS) EVEN IF NOTIFIED OF THE POSSIBILITY OF SUCH DAMAGES.

# AMUNDI MSCI EUROPE CLIMATE PARIS ALIGNED PAB

## Objective and Investment Policy

### Objective

To track the performance of MSCI EUROPE Climate Change Paris Aligned Select Index (the "Index"), and to minimize the tracking error between the net asset value of the sub-fund and the performance of the Index.

The sub-fund is a financial product that promotes among other characteristics ESG characteristics pursuant to Article 8 of the Disclosure Regulation, as further described in Annex 1 - ESG Related Disclosures to this Prospectus.

### Index Description

- General description of the Index

The MSCI Europe Climate Change Paris Aligned Select Index is an equity index based on the MSCI Europe Index ("Parent Index") representative of the large and mid-cap securities across 15 Developed Markets countries in Europe (as of March 2020). The Index aims to represent the performance of a strategy that reweights securities based upon the opportunities and risks associated with the climate transition to meet the EU Paris-aligned benchmark (EU PAB) label minimum requirements.

The Index is a Net Total Return Index: dividends net of tax paid by the index constituents are included in the Index return.

- Index currency: Euro
- Index Composition

The Index aims to reduce its greenhouse gases (GHG) intensity by at least 50% when compared to the Parent Index, and is designed to meet the year on year 7% decarbonisation target, as further described in Annex 1 - ESG Related Disclosures to this Prospectus.

- Index Revision

The Index rebalancing is planned semi-annually.

- Index Publication

The Index is calculated and published by MSCI ("MSCI").

MSCI official indices are calculated using:

- the official closing prices of the stock exchanges on which the component securities are traded;
- the WM Reuters closing (16:00 GMT) exchange rates.

MSCI EUROPE Climate Change Paris Aligned Select Index value is available via Bloomberg. At the date of the prospectus, the ticker is: MXEUPALI

The performance tracked is the closing price of the MSCI EUROPE Climate Change Paris Aligned Select Index .

MSCI index methodology, composition, revision rules and additional information concerning the Index underlying components are available on msci.com

## Management Process

The exposure to the Index will be achieved through a direct replication, mainly by making direct investments in transferable securities and/or other eligible assets representing the Index constituents in a proportion extremely close to their proportion in the Index.

The sub-fund integrates sustainability risks and takes into account principal adverse impacts of investments on sustainability factors in its investment process as outlined in more detail in section "Sustainable Investing" of this prospectus and will not hold any securities of companies involved in the production or sale of controversial weapons, or companies in breach of international conventions on Human or Labor Rights, or companies involved in controversial industries: tobacco, thermal coal, nuclear weapons or unconventional oil & gas as defined in "Replication Methods".

**German Investment Tax Act :** At least 60% of the sub-fund's net asset value is continuously invested in equities listed on a stock exchange or traded on an organized market. For the sake of clarity investments in Real Estate Investment Trusts (as such term is defined by the German Ministry of Finance) and UCITS or UCIs are not included in this percentage.

### Tracking Error

The tracking error measures the volatility of the difference between the return of the sub-fund and the return of the Index. In normal market conditions, it is anticipated that the sub-fund will track the performance of the Index with a tracking error of up to 1%. The return, used to compute the tracking error of the sub-fund, is determined before taking into account any swing pricing mechanism.

### Techniques and instruments on securities and Derivatives

In order to deal with inflows and outflows and also with some local market specificities (market access and liquidity, local tax); the Investment Manager will be able to combine the direct replication with a replication through derivatives such as amongst other futures. In case of such replication, the sub-fund may hold deposits while keeping full exposure to the Index.

The sub-fund may enter into any efficient portfolio management techniques and instruments relating to transferable securities and money market instruments, such as securities lending and borrowing, reverse purchase agreement and repurchase agreement for the purposes of efficient portfolio management as described and in compliance with sections "Techniques and Instruments on Securities Financing Transactions" and "Replication Methods" of this prospectus. In particular, such techniques and instruments may be used in order to generate additional income.

The maximum and expected proportions of the sub-fund's assets that can be subject to SFT and TRS are disclosed in the table "USE OF SECURITIES FINANCING TRANSACTIONS AND TOTAL RETURN SWAPS".

**Sub-fund base currency :** Euro

### Investment Manager

Amundi Asset Management

## Main Risks

See "Risk Descriptions" for more information.

### Risks of ordinary market conditions

The Fund has high volatility due to its exposure to equity markets

Currency	Management
Derivatives	Market
Equity	Sustainable Investment
Index replication	Use of techniques and
Investment fund	Instruments

Listing market liquidity (ETF share class)

### Risks of unusual market conditions

Counterparty	Liquidity
Operational	Standard practices

**Risk management method** Commitment



## Planning Your Investment

Designed for Investors who understand the risks of the sub-fund and plan to invest for at least 5 years .

The sub-fund may appeal to investors who:

- are interested in investment growth in the long term
- are looking to replicate the performance of the Index while accepting its associated risks and volatility

**Business day** Any day that is a day when Euronext Paris is fully open.

**Transaction Day** Requests received and accepted by 14:00 CET on a Business day will ordinarily be processed on the NAV of the first business day (including the business day when the relevant requests are received), that is also a full bank business day in United Kingdom market, in France market and in Swiss market. Transaction settlement will occur within two Business days after the relevant transaction day.

In addition, technical net asset values ("T-NAV") may be calculated and published for any calendar day (excluding Saturdays and Sundays) that is neither a business day nor a transaction day. These T-NAV are merely indicative and will not be the basis for purchasing, switching, redeeming and/or transferring shares.

**NAV publication Day :** Transaction Day +1

**Switching in/out** Permitted

## MAIN SHARE CLASSES AND FEES

Share class	Currency	Min initial Investment*	Fees for share transactions		Annual fees	
			Purchase (max)	Switch (max)	Management (max)	Administration (max)
IE	EUR	USD 500,000	2.50%	1.00%	0.08%	0.10%
UCITS ETF DR	EUR	USD 1,000,000	3.00%	1.00%	0.08%	0.10%

See section "Notes on sub-fund Costs" in the prospectus. Other share classes may be available. For a current listing of available classes, go to [amundi.lu/amundi-index-solutions](http://amundi.lu/amundi-index-solutions)

\* Those minimums are applied in USD or in the equivalent amount, in the relevant share class currency.

## Index provider disclaimer

AMUNDI MSCI EUROPE CLIMATE PARIS ALIGNED PAB (THE "SUB-FUND") IS NOT SPONSORED, ENDORSED, SOLD OR PROMOTED BY MSCI INC. ("MSCI"), ANY OF ITS AFFILIATES, ANY OF ITS INFORMATION PROVIDERS OR ANY THIRD PARTY INVOLVED IN, OR RELATED TO, COMPILING OR CREATING ANY MSCI INDEX (COLLECTIVELY, THE "MSCI PARTIES"). THE MSCI INDICES ARE THE EXCLUSIVE PROPERTY OF MSCI AND ARE SERVICE MARKS OF MSCI OR ITS AFFILIATES. THE MSCI INDICES HAVE BEEN LICENSED FOR USE FOR CERTAIN PURPOSES BY AMUNDI. NONE OF THE MSCI PARTIES MAKES ANY REPRESENTATION OR WARRANTY, EXPRESS OR IMPLIED, TO THE ISSUER OR OWNERS OF THIS SUB-FUND OR ANY OTHER PERSON OR ENTITY REGARDING THE ADVISABILITY OF INVESTING IN SUB-FUNDS GENERALLY OR IN THIS PARTICULAR SUB-FUND OR THE ABILITY OF ANY MSCI INDEX TO TRACK CORRESPONDING STOCK MARKET PERFORMANCE. MSCI OR ITS AFFILIATES ARE THE LICENSORS OF CERTAIN TRADEMARKS, SERVICE MARKS AND TRADE NAMES AND OF THE MSCI INDICES WHICH ARE DETERMINED, COMPOSED AND CALCULATED BY MSCI WITHOUT REGARD TO AMUNDI OR THIS SUB-FUND OR THIS SUB-FUND'S UNITHOLDERS OR ANY OTHER PERSON OR ENTITY.

NONE OF THE MSCI PARTIES HAS ANY OBLIGATION TO TAKE THE NEEDS OF THE AMUNDI, THIS SUB-FUND'S UNITHOLDERS OR ANY OTHER PERSON OR ENTITY INTO CONSIDERATION IN DETERMINING, COMPOSING OR CALCULATING THE MSCI INDICES. NONE OF THE MSCI PARTIES IS RESPONSIBLE FOR OR HAS PARTICIPATED IN DETERMINATION OF THE TIMING OF, PRICES AT, OR QUANTITIES OF THIS SUB-FUND TO BE ISSUED OR IN THE DETERMINATION OR CALCULATION OF THE EQUATION BY OR THE CONSIDERATION INTO WHICH THIS SUB-FUND IS REDEEMABLE. FURTHERMORE, NONE OF THE MSCI PARTIES HAS ANY OBLIGATION OR LIABILITY TO THE ISSUER OR OWNERS OF THIS SUB-FUND OR ANY OTHER PERSON OR ENTITY IN CONNECTION WITH THE ADMINISTRATION, MARKETING OR OFFERING OF THIS SUB-FUND.

ALTHOUGH MSCI SHALL OBTAIN INFORMATION FOR INCLUSION IN OR FOR USE IN THE CALCULATION OF THE MSCI INDICES FROM SOURCES THAT MSCI CONSIDERS RELIABLE, NONE OF THE MSCI PARTIES WARRANTS OR GUARANTEES THE ORIGINALITY, ACCURACY AND/OR THE COMPLETENESS OF ANY MSCI INDEX OR ANY DATA INCLUDED THEREIN. NONE OF THE MSCI PARTIES MAKES ANY WARRANTY, EXPRESS OR IMPLIED, AS TO RESULTS TO BE OBTAINED BY THE ISSUER OF THE SUB-FUND, OWNERS OF THE SUB-FUND, OR ANY OTHER PERSON OR ENTITY, FROM THE USE OF ANY MSCI INDEX OR ANY DATA INCLUDED THEREIN. NONE OF THE MSCI PARTIES SHALL HAVE ANY LIABILITY FOR ANY ERRORS, OMISSIONS OR INTERRUPTIONS OF OR IN CONNECTION WITH ANY MSCI INDEX OR ANY DATA INCLUDED THEREIN. FURTHERMORE, NONE OF THE MSCI PARTIES MAKES ANY EXPRESS OR IMPLIED WARRANTIES OF ANY KIND, AND THE MSCI PARTIES HEREBY EXPRESSLY DISCLAIM ALL WARRANTIES OF MERCHANTABILITY AND FITNESS FOR A PARTICULAR PURPOSE, WITH RESPECT TO EACH MSCI INDEX AND ANY DATA INCLUDED THEREIN. WITHOUT LIMITING ANY OF THE FOREGOING, IN NO EVENT SHALL ANY OF THE MSCI PARTIES HAVE ANY LIABILITY FOR ANY DIRECT, INDIRECT, SPECIAL, PUNITIVE, CONSEQUENTIAL OR ANY OTHER DAMAGES (INCLUDING LOST PROFITS) EVEN IF NOTIFIED OF THE POSSIBILITY OF SUCH DAMAGES.

# AMUNDI MSCI WORLD CLIMATE PARIS ALIGNED PAB

## Objective and Investment Policy

### Objective

To track the performance of MSCI World Climate Change Paris Aligned Select Index (the "Index"), and to minimize the tracking error between the net asset value of the sub-fund and the performance of the Index.

The sub-fund is a financial product that promotes among other characteristics ESG characteristics pursuant to Article 8 of the Disclosure Regulation, as further described in Annex 1 - ESG Related Disclosures to this Prospectus.

### Index Description

- General description of the Index

The MSCI World Climate Change Paris Aligned Select Index is an equity index based on the MSCI World Index ("Parent Index") representative of the large and mid-cap markets across 23 developed countries (as of March 2020). The index aims to represent the performance of a strategy that reweights securities based upon the opportunities and risks associated with the climate transition to meet the EU Paris-aligned benchmark (EU PAB) label minimum requirements.

The Index is a Net Total Return Index: dividends net of tax paid by the index constituents are included in the Index return.

- Index currency: US Dollar
- Index Composition

The Index aims to reduce its greenhouse gases (GHG) intensity by at least 50% when compared to the Parent Index, and is designed to meet the year on year 7% decarbonisation target, as further described in Annex 1 - ESG Related Disclosures to this Prospectus.

- Index Revision

The Index rebalancing is planned semi-annually.

- Index Publication

The Index is calculated and published by MSCI ("MSCI").

MSCI official indices are calculated using:

- the official closing prices of the stock exchanges on which the component securities are traded;
- the WM Reuters closing (16:00 GMT) exchange rates.

MSCI World Climate Change Paris Aligned Select Index value is available via Bloomberg. At the date of the prospectus, the ticker is: MXWOPALI

The performance tracked is the closing price of the MSCI World Climate Change Paris Aligned Select Index .

MSCI index methodology, composition, revision rules and additional information concerning the Index underlying components are available on msci.com

## Management Process

The exposure to the Index will be achieved through a direct replication, mainly by making direct investments in transferable securities and/or other eligible assets representing the Index constituents in a proportion extremely close to their proportion in the Index.

The sub-fund integrates sustainability risks and takes into account principal adverse impacts of investments on sustainability factors in its investment process as outlined in more detail in section "Sustainable Investing" of this prospectus and will not hold any securities of companies involved in the production or sale of controversial weapons, or companies in breach of international conventions on Human or Labor Rights, or companies involved in controversial industries: tobacco, thermal coal, nuclear weapons or unconventional oil & gas as defined in "Replication Methods".

**German Investment Tax Act** : At least 60% of the sub-fund's net asset value is continuously invested in equities listed on a stock exchange or traded on an organized market. For the sake of clarity investments in Real Estate Investment Trusts (as such term is defined by the German Ministry of Finance) and UCITS or UCIs are not included in this percentage.

### Tracking Error

The tracking error measures the volatility of the difference between the return of the sub-fund and the return of the Index. In normal market conditions, it is anticipated that the sub-fund will track the performance of the Index with a tracking error of up to 1%. The return, used to compute the tracking error of the sub-fund, is determined before taking into account any swing pricing mechanism.

### Techniques and instruments on securities and Derivatives

In order to deal with inflows and outflows and also with some local market specificities (market access and liquidity, local tax); the Investment Manager will be able to combine the direct replication with a replication through derivatives such as amongst other futures. In case of such replication, the sub-fund may hold deposits while keeping full exposure to the Index.

The sub-fund may enter into any efficient portfolio management techniques and instruments relating to transferable securities and money market instruments, such as securities lending and borrowing, reverse purchase agreement and repurchase agreement for the purposes of efficient portfolio management as described and in compliance with sections "Techniques and Instruments on Securities Financing Transactions" and "Replication Methods" of this prospectus. In particular, such techniques and instruments may be used in order to generate additional income.

The maximum and expected proportions of the sub-fund's assets that can be subject to SFT and TRS are disclosed in the table "USE OF SECURITIES FINANCING TRANSACTIONS AND TOTAL RETURN SWAPS".

**Sub-fund base currency** : US Dollar

### Investment Manager

Amundi Asset Management

## Main Risks

See "Risk Descriptions" for more information.

### Risks of ordinary market conditions

The Fund has high volatility due to its exposure to equity markets

Currency	Management
Derivatives	Market
Equity	Sustainable Investment
Index replication	Use of techniques and
Investment fund	Instruments

Listing market liquidity (ETF share class)

### Risks of unusual market conditions

Counterparty	Liquidity
Operational	Standard practices

**Risk management method** Commitment

## Planning Your Investment

Designed for Investors who understand the risks of the sub-fund and plan to invest for at least 5 years .

The sub-fund may appeal to investors who:

- are interested in investment growth in the long term
- are looking to replicate the performance of the Index while accepting its associated risks and volatility

**Business day** Any day that is a day when Euronext Paris is fully open.

**Transaction Day** Requests received and accepted by 14:00 CET on a Business day will ordinarily be processed on the NAV of the first following day that is a business day and also a bank business day in USA market. Transaction settlement will occur within two Business days after the relevant transaction day.

In addition, technical net asset values ("T-NAV") may be calculated and published for any calendar day (excluding Saturdays and Sundays) that is neither a business day nor a transaction day. These T-NAV are merely indicative and will not be the basis for purchasing, switching, redeeming and/or transferring shares.

**NAV publication Day :** Transaction Day +1

**Switching in/out** Permitted

## MAIN SHARE CLASSES AND FEES

Share class	Currency	Min initial Investment*	Fees for share transactions		Annual fees	
			Purchase (max)	Switch (max)	Management (max)	Administration (max)
IE	EUR	USD 500,000	2.50%	1.00%	0.10%	0.13%
UCITS ETF DR	USD	USD 1,000,000	3.00%	1.00%	0.15%	0.10%

See section "Notes on sub-fund Costs" in the prospectus. Other share classes may be available. For a current listing of available classes, go to [amundi.lu/amundi-index-solutions](http://amundi.lu/amundi-index-solutions)

\* Those minimums are applied in USD or in the equivalent amount, in the relevant share class currency.

## Index provider disclaimer

AMUNDI MSCI WORLD CLIMATE PARIS ALIGNED PAB (THE "SUB-FUND") IS NOT SPONSORED, ENDORSED, SOLD OR PROMOTED BY MSCI INC. ("MSCI"), ANY OF ITS AFFILIATES, ANY OF ITS INFORMATION PROVIDERS OR ANY THIRD PARTY INVOLVED IN, OR RELATED TO, COMPILING OR CREATING ANY MSCI INDEX (COLLECTIVELY, THE "MSCI PARTIES"). THE MSCI INDICES ARE THE EXCLUSIVE PROPERTY OF MSCI AND ARE SERVICE MARKS OF MSCI OR ITS AFFILIATES. THE MSCI INDICES HAVE BEEN LICENSED FOR USE FOR CERTAIN PURPOSES BY AMUNDI. NONE OF THE MSCI PARTIES MAKES ANY REPRESENTATION OR WARRANTY, EXPRESS OR IMPLIED, TO THE ISSUER OR OWNERS OF THIS SUB-FUND OR ANY OTHER PERSON OR ENTITY REGARDING THE ADVISABILITY OF INVESTING IN SUB-FUNDS GENERALLY OR IN THIS PARTICULAR SUB-FUND OR THE ABILITY OF ANY MSCI INDEX TO TRACK CORRESPONDING STOCK MARKET PERFORMANCE. MSCI OR ITS AFFILIATES ARE THE LICENSORS OF CERTAIN TRADEMARKS, SERVICE MARKS AND TRADE NAMES AND OF THE MSCI INDICES WHICH ARE DETERMINED, COMPOSED AND CALCULATED BY MSCI WITHOUT REGARD TO AMUNDI OR THIS SUB-FUND OR THIS SUB-FUND'S UNITHOLDERS OR ANY OTHER PERSON OR ENTITY.

NONE OF THE MSCI PARTIES HAS ANY OBLIGATION TO TAKE THE NEEDS OF THE AMUNDI, THIS SUB-FUND'S UNITHOLDERS OR ANY OTHER PERSON OR ENTITY INTO CONSIDERATION IN DETERMINING, COMPOSING OR CALCULATING THE MSCI INDICES. NONE OF THE MSCI PARTIES IS RESPONSIBLE FOR OR HAS PARTICIPATED IN DETERMINATION OF THE TIMING OF, PRICES AT, OR QUANTITIES OF THIS SUB-FUND TO BE ISSUED OR IN THE DETERMINATION OR CALCULATION OF THE EQUATION BY OR THE CONSIDERATION INTO WHICH THIS SUB-FUND IS REDEEMABLE. FURTHERMORE, NONE OF THE MSCI PARTIES HAS ANY OBLIGATION OR LIABILITY TO THE ISSUER OR OWNERS OF THIS SUB-FUND OR ANY OTHER PERSON OR ENTITY IN CONNECTION WITH THE ADMINISTRATION, MARKETING OR OFFERING OF THIS SUB-FUND.

ALTHOUGH MSCI SHALL OBTAIN INFORMATION FOR INCLUSION IN OR FOR USE IN THE CALCULATION OF THE MSCI INDICES FROM SOURCES THAT MSCI CONSIDERS RELIABLE, NONE OF THE MSCI PARTIES WARRANTS OR GUARANTEES THE ORIGINALITY, ACCURACY AND/OR THE COMPLETENESS OF ANY MSCI INDEX OR ANY DATA INCLUDED THEREIN. NONE OF THE MSCI PARTIES MAKES ANY WARRANTY, EXPRESS OR IMPLIED, AS TO RESULTS TO BE OBTAINED BY THE ISSUER OF THE SUB-FUND, OWNERS OF THE SUB-FUND, OR ANY OTHER PERSON OR ENTITY, FROM THE USE OF ANY MSCI INDEX OR ANY DATA INCLUDED THEREIN. NONE OF THE MSCI PARTIES SHALL HAVE ANY LIABILITY FOR ANY ERRORS, OMISSIONS OR INTERRUPTIONS OF OR IN CONNECTION WITH ANY MSCI INDEX OR ANY DATA INCLUDED THEREIN. FURTHERMORE, NONE OF THE MSCI PARTIES MAKES ANY EXPRESS OR IMPLIED WARRANTIES OF ANY KIND, AND THE MSCI PARTIES HEREBY EXPRESSLY DISCLAIM ALL WARRANTIES OF MERCHANTABILITY AND FITNESS FOR A PARTICULAR PURPOSE, WITH RESPECT TO EACH MSCI INDEX AND ANY DATA INCLUDED THEREIN. WITHOUT LIMITING ANY OF THE FOREGOING, IN NO EVENT SHALL ANY OF THE MSCI PARTIES HAVE ANY LIABILITY FOR ANY DIRECT, INDIRECT, SPECIAL, PUNITIVE, CONSEQUENTIAL OR ANY OTHER DAMAGES (INCLUDING LOST PROFITS) EVEN IF NOTIFIED OF THE POSSIBILITY OF SUCH DAMAGES.

# AMUNDI iCPR EURO CORP CLIMATE PARIS ALIGNED PAB

---

## Objective and Investment Policy

### Objective

To track the performance of Solactive iCPR Climate Credit PAB Index ("the Index"), and to minimize the tracking error between the net asset value of the sub-fund and the performance of the Index.

The sub-fund is a financial product that promotes among other characteristics ESG characteristics pursuant to Article 8 of the Disclosure Regulation, as further described in Annex 1 - ESG Related Disclosures to this Prospectus.

### Index Description

- General description of the Index

Solactive iCPR Climate Credit PAB Index is a fixed income index based on the Solactive Euro IG Corporate Index ("Parent Index") representative of the corporate, fixed coupon, Euro denominated bonds, with an Investment Grade credit rating according to S&P or Moody's, with a maturity longer than 1 year and an amount outstanding higher than 500m EUR. The index aims to represent the performance of a strategy that reweights securities based upon the opportunities and risks associated with the climate transition to meet the EU Paris-aligned benchmark (EU PAB) label minimum requirements.

The Index is a Total Return Index : the coupons paid by the Index constituents are included in the index return.

- Index currency: Euro
- Index Composition

The Index aims to reduce its greenhouse gases (GHG) intensity by at least 50% when compared to the Parent Index, and is designed to meet the year on year 7% decarbonisation target, as further described in Annex 1 - ESG Related Disclosures to this Prospectus.

- Index Revision

The Index rebalancing is planned monthly.

- Index Publication

The Index is calculated and published by Solactive.

Solactive iCPR Climate Credit PAB Index value is available via Bloomberg. At the date of the prospectus, the ticker is: SOLICPAB

Solactive index methodology, composition, revision rules and additional information concerning the Index underlying components are available on [solactive.de](https://www.solactive.de)

## Management Process

The exposure to the Index will be achieved through a direct replication, mainly by making direct investments in transferable securities and/or other eligible assets representing the Index constituents.

The sub-fund intends to implement a sampled replication model in order to track the performance of the Index and it is therefore not expected that the sub-fund will hold each and every underlying component of the Index at all times or hold them in the same proportion as their weightings in the Index. The sub-fund may also hold some securities which are not underlying components of the Index.

The sub-fund integrates sustainability risks and takes into account principal adverse impacts of investments on sustainability factors in its investment process as outlined in more detail in section "Sustainable Investing" of this prospectus and will not hold any securities of companies involved in the production or sale of controversial weapons, or companies in breach of international conventions on Human or Labor Rights, or companies involved in controversial industries: tobacco, thermal coal, nuclear weapons or unconventional oil & gas as defined in "Replication Methods".

### Tracking Error

The tracking error measures the volatility of the difference between the return of the sub-fund and the return of the Index. In normal market conditions, it is anticipated that the sub-fund will track the performance of the Index with a tracking error of up to 1%. The return, used to compute the tracking error of the sub-fund, is determined before taking into account any swing pricing mechanism.

### Techniques and instruments on securities and Derivatives

In order to deal with inflows and outflows and also with some local market specificities (market access and liquidity, local tax); the Investment Manager will be able to combine the direct replication with a replication through derivatives such as amongst other futures. In case of such replication, the sub-fund may hold deposits while keeping full exposure to the Index.

The sub-fund may enter into any efficient portfolio management techniques and instruments relating to transferable securities and money market instruments, such as securities lending and borrowing, reverse purchase agreement and repurchase agreement for the purposes of efficient portfolio management as described and in compliance with sections "Techniques and Instruments on Securities Financing Transactions" and "Replication Methods" of this prospectus. In particular, such techniques and instruments may be used in order to generate additional income.

The maximum and expected proportions of the sub-fund's assets that can be subject to SFT and TRS are disclosed in the table "USE OF SECURITIES FINANCING TRANSACTIONS AND TOTAL RETURN SWAPS".

**Sub-fund base currency** : Euro

### Investment Manager

Amundi Asset Management

## Main Risks

See "*Risk Descriptions*" for more information.

### Risks of ordinary market conditions

Credit	Market
Derivatives	Sampling index replication
Index replication	Style
Interest rate	Sustainable Investment
Investment fund Management	Use of techniques and Instruments
Listing market liquidity (ETF share class)	

### Risks of unusual market conditions

Counterparty	Liquidity
Operational	Standard practices
Default	

**Risk management method**                      Commitment

## Planning Your Investment

Designed for Investors who understand the risks of the sub-fund and plan to invest for at least 4 years.

The sub-fund may appeal to investors who:

- are interested in investment growth in the long term
- are looking to replicate the performance of the Index while accepting its associated risks and volatility

**Business day** Any day that is a day when Euronext Paris is fully open.

**Transaction Day** Requests received and accepted by 14:00 CET on a Business day will ordinarily be processed on the NAV of the first business day (including the business day when the relevant requests are received) that is also a full bank business day in France market and in Germany Market and in United Kingdom market. Transaction settlement will occur within two Business days after the relevant transaction day.

In addition, technical net asset values ("T-NAV") may be calculated and published for any calendar day (excluding Saturdays and Sundays) that is neither a business day nor a transaction day. These T-NAV are merely indicative and will not be the basis for purchasing, switching, redeeming and/or transferring shares.

**NAV publication Day :**      **Transaction Day +1**

**Switching in/out**                      Permitted

## MAIN SHARE CLASSES AND FEES

Share class	Currency	Min initial Investment*	Fees for share transactions		Annual fees	
			Purchase (max)	Switch (max)	Management (max)	Administration (max)
AE	EUR		%	%	%	%
AHE	EUR		%	%	%	%
IE			%	%	%	%

See section "Notes on sub-fund Costs" in the prospectus. Other share classes may be available. For a current listing of available classes, go to [amundi.lu/amundi-index-solutions](http://amundi.lu/amundi-index-solutions)

\* Those minimums are applied in USD or in the equivalent amount, in the relevant share class currency.

## Index provider disclaimer

THE FINANCIAL INSTRUMENT IS NOT SPONSORED, PROMOTED, SOLD OR SUPPORTED IN ANY OTHER MANNER BY SOLACTIVE AG NOR DOES SOLACTIVE AG OFFER ANY EXPRESS OR IMPLICIT GUARANTEE OR ASSURANCE EITHER WITH REGARD TO THE RESULTS OF USING THE INDEX AND/OR INDEX TRADE MARK OR THE INDEX PRICE AT ANY TIME OR IN ANY OTHER RESPECT. THE INDEX IS CALCULATED AND PUBLISHED BY SOLACTIVE AG. SOLACTIVE AG USES ITS BEST EFFORTS TO ENSURE THAT THE INDEX IS CALCULATED CORRECTLY. IRRESPECTIVE OF ITS OBLIGATIONS TOWARDS THE ISSUER, SOLACTIVE AG HAS NO OBLIGATION TO POINT OUT ERRORS IN THE INDEX TO THIRD PARTIES INCLUDING BUT NOT LIMITED TO INVESTORS AND/OR FINANCIAL INTERMEDIARIES OF THE FINANCIAL INSTRUMENT. NEITHER PUBLICATION OF THE INDEX BY SOLACTIVE AG NOR THE LICENSING OF THE INDEX OR INDEX TRADE MARK FOR THE PURPOSE OF USE IN CONNECTION WITH THE FINANCIAL INSTRUMENT CONSTITUTES A RECOMMENDATION BY SOLACTIVE AG TO INVEST CAPITAL IN SAID FINANCIAL INSTRUMENT NOR DOES IT IN ANY WAY REPRESENT AN ASSURANCE OR OPINION OF SOLACTIVE AG WITH REGARD TO ANY INVESTMENT IN THIS FINANCIAL INSTRUMENT.

# AMUNDI EURO CORP 0-1Y ESG

---

## Objective and Investment Policy

### Objective

To track the performance of iBoxx MSCI ESG EUR Corporates 0-1 TCA Index ("the Index"), and to minimize the tracking error between the net asset value of the sub-fund and the performance of the Index.

The sub-fund is a financial product that promotes among other characteristics ESG characteristics pursuant to Article 8 of the Disclosure Regulation, as further described in Annex 1 - ESG Related Disclosures to this Prospectus.

### Index Description

- General description of the Index

iBoxx MSCI ESG EUR Corporates 0-1 TCA Index is a bond index representative of euro-denominated, Investment Grade, fixed-rate bonds issued by private companies (known as 'corporate bonds') with a residual maturity ranging from 1 month to 1 year and applies additional sector and ESG criteria for security eligibility.

The Index is a Total Return Index: the coupons paid by the Index constituents are included in the index return.

- Index currency: Euro
- Index Composition

The iBoxx MSCI ESG EUR Corporates 0-1 Y TCA Index includes corporate bonds with the following eligibility criteria:

- euro-denominated securities; The issuer's domicile is not relevant for the bond selection
- fixed coupons;
- "investment-grade" bonds rated by at least one of the three rating agencies (Standard & Poors, Fitch Ratings and Moodys Investors Services). Investment grade is defined as BBB- or higher from Fitch and S&P and Baa3 or higher from Moodys (the rating used in the analysis of each eligible security is the average of the ratings issued by the 3 rating agencies);
- maturity at issue must be longer than 1 year;
- residual maturity ranging from 1 month to 1 year;
- the minimum amount outstanding per issue is EUR 500 Million, as further described in Annex 1 - ESG Related Disclosures to this Prospectus.

- Index Revision

The Index rebalancing is planned monthly.

- Index Publication

The Index is calculated and published by Markit.

iBoxx MSCI ESG EUR Corporates 0-1 TCA Index value is available via Bloomberg. At the date of the prospectus, the ticker is: IBXXEEC1

The performance tracked by the Index is the 17h15 fixing (Paris time). Prices used in the index calculation are mid prices.

Markit index methodology, composition, revision rules and additional information concerning the Index underlying components are available on [markit.com](http://markit.com)

## Management Process

The exposure to the Index will be achieved through a direct replication, mainly by making direct investments in transferable securities and/or other eligible assets representing the Index constituents.

The sub-fund intends to implement a sampled replication model in order to track the performance of the Index and it is therefore not expected that the sub-fund will hold each and every underlying component of the Index at all times or hold them in the same proportion as their weightings in the Index. The sub-fund may also hold some securities which are not underlying components of the Index.

The sub-fund integrates sustainability risks and takes into account principal adverse impacts of investments on sustainability factors in its investment process as outlined in more detail in section "Sustainable Investing" of this prospectus and will not hold any securities of companies involved in the production or sale of controversial weapons, or companies in breach of international conventions on Human or Labor Rights, or companies involved in controversial industries: tobacco, thermal coal, nuclear weapons or unconventional oil & gas as defined in "Replication Methods".

### Tracking Error

The tracking error measures the volatility of the difference between the return of the sub-fund and the return of the Index. In normal market conditions, it is anticipated that the sub-fund will track the performance of the Index with a tracking error of up to 1%. The return, used to compute the tracking error of the sub-fund, is determined before taking into account any swing pricing mechanism.

### Techniques and instruments on securities and Derivatives

In order to deal with inflows and outflows and also with some local market specificities (market access and liquidity, local tax); the Investment Manager will be able to combine the direct replication with a replication through derivatives such as amongst other futures. In case of such replication, the sub-fund may hold deposits while keeping full exposure to the Index.

The sub-fund may enter into any efficient portfolio management techniques and instruments relating to transferable securities and money market instruments, such as securities lending and borrowing, reverse purchase agreement and repurchase agreement for the purposes of efficient portfolio management as described and in compliance with sections "Techniques and Instruments on Securities Financing Transactions" and "Replication Methods" of this prospectus. In particular, such techniques and instruments may be used in order to generate additional income.

The maximum and expected proportions of the sub-fund's assets that can be subject to SFT and TRS are disclosed in the table "USE OF SECURITIES FINANCING TRANSACTIONS AND TOTAL RETURN SWAPS".

**Sub-fund base currency** : Euro

### Investment Manager

Amundi Asset Management

## Main Risks

See "*Risk Descriptions*" for more information.

### Risks of ordinary market conditions

Credit	Management
Derivatives	Market
Index replication	Sampling index replication
Interest rate	Sustainable Investment
Investment fund	Use of techniques and Instruments
Listing market liquidity (ETF share class)	

### Risks of unusual market conditions

Counterparty	Liquidity
Operational	Standard practices
Default	

**Risk management method**                      Commitment



## Planning Your Investment

Designed for Investors who understand the risks of the sub-fund and plan to invest for at least 1 year .

The sub-fund may appeal to investors who:

- are interested in investment growth in the short term
- are looking to replicate the performance of the Index while accepting its associated risks and volatility

**Business day** Any day that is a day when Euronext Paris is fully open.

**Transaction Day** Requests received and accepted by 14:00 CET on a Business day will ordinarily be processed on the NAV of the first business day (including the business day when the relevant requests are received) that is also a full bank business day in France market and in Germany Market and in United Kingdom market. Transaction settlement will occur within two Business days after the relevant transaction day.

In addition, technical net asset values ("T-NAV") may be calculated and published for any calendar day (excluding Saturdays and Sundays) that is neither a business day nor a transaction day. These T-NAV are merely indicative and will not be the basis for purchasing, switching, redeeming and/or transferring shares.

**NAV publication Day :**                      **Transaction Day +1**

**Switching in/out**                                      Permitted

## MAIN SHARE CLASSES AND FEES

Share class	Currency	Min initial Investment*	Fees for share transactions		Annual fees	
			Purchase (max)	Switch (max)	Management (max)	Administration (max)
UCITS ETF DR	EUR	USD 1,000,000	3.00%	1.00%	0.04%	0.04%

See section "Notes on sub-fund Costs" in the prospectus. Other share classes may be available. For a current listing of available classes, go to [amundi.lu/amundi-index-solutions](http://amundi.lu/amundi-index-solutions)

\* Those minimums are applied in USD or in the equivalent amount, in the relevant share class currency.

## Index provider disclaimer

The iBoxx MSCI ESG EUR Corporates 0-1 TCA Index (the "Index") referenced herein is the property of Markit Indices Limited. ("Index Sponsor") and has been licensed for use in connection with AMUNDI EURO CORP 0-1Y ESG. Each party acknowledges and agrees that AMUNDI EURO CORP 0-1Y ESG is not sponsored, endorsed or promoted by the Index Sponsor. The Index Sponsor makes no representation whatsoever, whether express or implied, and hereby expressly disclaims all warranties (including, without limitation, those of merchantability or fitness for a particular purpose or use), with respect to the Index or any data included therein or relating thereto, and in particular disclaim any warranty either as to the quality, accuracy and/or completeness of the Index or any data included therein, the results obtained from the use of the Index and/or the composition of the Index at any particular time on any particular date or otherwise and/or the creditworthiness of any entity, or the likelihood of the occurrence of a credit event or similar event (however defined) with respect to an obligation, in the Index at any particular time on any particular date or otherwise. The Index Sponsor shall not be liable (whether in negligence or otherwise) to the parties or any other person for any error in the Index, and the Index Sponsor is under no obligation to advise the parties or any person of any error therein.

The Index Sponsor makes no representation whatsoever, whether express or implied, as to the advisability of purchasing or selling AMUNDI EURO CORP 0-1Y ESG, the ability of the Index to track relevant markets' performances, or otherwise relating to the Index or any transaction or product with respect thereto, or of assuming any risks in connection therewith. The Index Sponsor has no obligation to take the needs of any party into consideration in determining, composing or calculating the Index. No party purchasing or selling AMUNDI EURO CORP 0-1Y ESG, nor the Index Sponsor, shall have any liability to any party for any act or failure to act by the Index Sponsor in connection with the determination, adjustment, calculation or maintenance of the Index. The Index Sponsor and its affiliates may deal in any obligations that compose the Index, and may, where permitted, accept deposits from, make loans or otherwise extend credit to, and generally engage in any kind of commercial or investment banking or other business with the issuers of such obligations or their affiliates, and may act with respect to such business as if the Index did not exist, regardless of whether such action might adversely affect the Index or AMUNDI EURO CORP 0-1Y ESG.

## Objective and Investment Policy

### Objective

To track the performance of Bloomberg MSCI Global Aggregate 500MM ex Securitized Sustainable SRI Sector Neutral Index ("the Index"), and to minimize the tracking error between the net asset value of the sub-fund and the performance of the Index.

The sub-fund is a financial product that promotes among other characteristics ESG characteristics pursuant to Article 8 of the Disclosure Regulation, as further described in Annex 1 - ESG Related Disclosures to this Prospectus.

### Index Description

- General description of the Index

Bloomberg MSCI Global Aggregate 500MM ex Securitized Sustainable SRI Sector Neutral Index is a bond index, representative of the global fixed-rate investment grade debt market from both developed and emerging markets countries that follows the rules of the Bloomberg MSCI Global Aggregate 500MM ex Securitized Index (the "Parent Index") and applies sector and ESG criteria for security eligibility.

The Index is a Total Return Index : the coupons paid by the Index constituents are included in the index return.

- Index currency: US Dollar
- Index Composition

The applicable universe includes all securities that compose the Parent Index (i.e. fixed-rate investment-grade bonds denominated in local currency markets including treasuries, government-related and corporate issuers, with a minimum issue size of an equivalent of USD 500mm). Inclusion in the Index is based on the currency denomination of a bond and not the country of risk of the issuer, as further described in Annex 1 - ESG Related Disclosures to this Prospectus.

- Index Revision

The Index rebalancing is planned monthly.

- Index Publication

The Index is calculated and published by Bloomberg .

Bloomberg MSCI Global Aggregate 500MM ex Securitized Sustainable SRI Sector Neutral Index value is available via Bloomberg. At the date of the prospectus, the ticker is: I36446US

Bloomberg index methodology, composition, revision rules and additional information concerning the Index underlying components are available on [bloomberg.com](https://www.bloomberg.com)

## Management Process

The exposure to the Index will be achieved through a direct replication, mainly by making direct investments in transferable securities and/or other eligible assets representing the Index constituents.

The sub-fund intends to implement a sampled replication model in order to track the performance of the Index and it is therefore not expected that the sub-fund will hold each and every underlying component of the Index at all times or hold them in the same proportion as their weightings in the Index. The sub-fund may also hold some securities which are not underlying components of the Index.

The sub-fund integrates sustainability risks and takes into account principal adverse impacts of investments on sustainability factors in its investment process as outlined in more detail in section "Sustainable Investing" of this prospectus and will not hold any securities of companies involved in the production or sale of controversial weapons, or companies in breach of international conventions on Human or Labor Rights, or companies involved in controversial industries: tobacco, thermal coal, nuclear weapons or unconventional oil & gas as defined in "Replication Methods".

### Tracking Error

The tracking error measures the volatility of the difference between the return of the sub-fund and the return of the Index. In normal market conditions, it is anticipated that the sub-fund will track the performance of the Index with a tracking error of up to 1%. The return, used to compute the tracking error of the sub-fund, is determined before taking into account any swing pricing mechanism.

### Techniques and instruments on securities and Derivatives

In order to deal with inflows and outflows and also with some local market specificities (market access and liquidity, local tax); the Investment Manager will be able to combine the direct replication with a replication through derivatives such as amongst other futures. In case of such replication, the sub-fund may hold deposits while keeping full exposure to the Index.

The sub-fund may enter into any efficient portfolio management techniques and instruments relating to transferable securities and money market instruments, such as securities lending and borrowing, reverse purchase agreement and repurchase agreement for the purposes of efficient portfolio management as described and in compliance with sections "Techniques and Instruments on Securities Financing Transactions" and "Replication Methods" of this prospectus. In particular, such techniques and instruments may be used in order to generate additional income.

The maximum and expected proportions of the sub-fund's assets that can be subject to SFT and TRS are disclosed in the table "USE OF SECURITIES FINANCING TRANSACTIONS AND TOTAL RETURN SWAPS".

**Sub-fund base currency :** US Dollar

### Investment Manager

Amundi Asset Management

## Main Risks

See "*Risk Descriptions*" for more information.

### Risks of ordinary market conditions

Credit	Investment fund
Currency	Management
Derivatives	Market
Emerging Market	Sampling index replication
Hedging risk (hedged share class)	Sustainable Investment
Index replication	Use of techniques and Instruments
Interest rate	
Country risk - China	
Listing market liquidity (ETF share class)	

### Risks of unusual market conditions

Counterparty	Liquidity
Operational	Standard practices
Default	

**Risk management method**                      Commitment

## Planning Your Investment

Designed for Investors who understand the risks of the sub-fund and plan to invest for at least 4 years.

The sub-fund may appeal to investors who:

- are interested in investment growth in the long term
- are looking to replicate the performance of the Index while accepting its associated risks and volatility

**Business day** Any day that is a day when Euronext Paris is fully open.

**Transaction Day** Requests received and accepted by 14:00 CET on a Business day will ordinarily be processed on the NAV of the first following day that is a business day and also a full bank business day in France market and in USA market, and in Germany market and in Japan market and in United Kingdom market. Transaction settlement will occur within two Business days after the relevant transaction day.

In addition, technical net asset values ("T-NAV") may be calculated and published for any calendar day (excluding Saturdays and Sundays) that is neither a business day nor a transaction day. These T-NAV are merely indicative and will not be the basis for purchasing, switching, redeeming and/or transferring shares.

**NAV publication Day :**                      **Transaction Day +1**

**Switching in/out**                              Permitted

## MAIN SHARE CLASSES AND FEES

Share class	Currency	Min initial Investment*	Fees for share transactions		Annual fees	
			Purchase (max)	Switch (max)	Management (max)	Administration (max)
UCITS ETF DR	USD	USD 1,000,000	3.00%	1.00%	0.04%	0.10%
UCITS ETF DR - EUR HEDGED	EUR	USD 1,000,000	3.00%	1.00%	0.06%	0.10%

See section "Notes on sub-fund Costs" in the prospectus. Other share classes may be available. For a current listing of available classes, go to [amundi.lu/amundi-index-solutions](http://amundi.lu/amundi-index-solutions)

\* Those minimums are applied in USD or in the equivalent amount, in the relevant share class currency.

## Index provider disclaimer

"Bloomberg®" and Bloomberg MSCI Global Aggregate 500MM ex Securitized Sustainable SRI Sector Neutral Index are service marks of Bloomberg Finance L.P. and its affiliates, including Bloomberg Index Services Limited ("BISL"), the administrator of the index (collectively, "Bloomberg"), and have been licensed for use for certain purposes by Amundi Asset Management.

The Sub-Funds are not sponsored, endorsed, sold or promoted by Bloomberg. Bloomberg does not make any representation or warranty, express or implied, to the owners of or counterparties to the AMUNDI GLOBAL AGG SRI or any member of the public regarding the advisability of investing in securities generally or in the AMUNDI GLOBAL AGG SRI particularly. The only relationship of Bloomberg to Amundi Asset Management is the licensing of certain trademarks, trade names and service marks and of the Bloomberg MSCI Global Aggregate 500MM ex Securitized Sustainable SRI Sector Neutral Index, which is determined, composed and calculated by BISL without regard to Amundi Asset Management or the AMUNDI GLOBAL AGG SRI. Bloomberg has no obligation to take the needs of Amundi Asset Management or the owners of the AMUNDI GLOBAL AGG SRI into consideration in determining, composing or calculating the Bloomberg MSCI Global Aggregate 500MM ex Securitized Sustainable SRI Sector Neutral Index. Bloomberg is not responsible for and has not participated in the determination of the timing of, prices at, or quantities of the AMUNDI GLOBAL AGG SRI to be issued. Bloomberg shall not have any obligation or liability, including, without limitation, to AMUNDI GLOBAL AGG SRI customers, in connection with the administration, marketing or trading of the AMUNDI GLOBAL AGG SRI.

BLOOMBERG DOES NOT GUARANTEE THE ACCURACY AND/OR THE COMPLETENESS OF THE BLOOMBERG MSCI GLOBAL AGGREGATE 500MM EX SECURITIZED SUSTAINABLE SRI SECTOR NEUTRAL INDEX OR ANY DATA RELATED THERETO AND SHALL HAVE NO LIABILITY FOR ANY ERRORS, OMISSIONS OR INTERRUPTIONS THEREIN. BLOOMBERG DOES NOT MAKE ANY WARRANTY, EXPRESS OR IMPLIED, AS TO RESULTS TO BE OBTAINED BY AMUNDI ASSET MANAGEMENT, OWNERS OF THE AMUNDI GLOBAL AGG SRI OR ANY OTHER PERSON OR ENTITY FROM THE USE OF THE BLOOMBERG MSCI GLOBAL AGGREGATE 500MM EX SECURITIZED SUSTAINABLE SRI SECTOR NEUTRAL INDEX OR ANY DATA RELATED THERETO. BLOOMBERG DOES NOT MAKE ANY EXPRESS OR IMPLIED WARRANTIES AND EXPRESSLY DISCLAIMS ALL WARRANTIES OF MERCHANTABILITY OR FITNESS FOR A PARTICULAR PURPOSE OR USE WITH RESPECT TO THE BLOOMBERG MSCI GLOBAL AGGREGATE 500MM EX SECURITIZED SUSTAINABLE SRI SECTOR NEUTRAL INDEX OR ANY DATA RELATED THERETO. WITHOUT LIMITING ANY OF THE FOREGOING, TO THE MAXIMUM EXTENT ALLOWED BY LAW, BLOOMBERG, ITS LICENSORS, AND ITS AND THEIR RESPECTIVE EMPLOYEES, CONTRACTORS, AGENTS, SUPPLIERS, AND VENDORS SHALL HAVE NO LIABILITY OR RESPONSIBILITY WHATSOEVER FOR ANY INJURY OR DAMAGES - WHETHER DIRECT, INDIRECT, CONSEQUENTIAL, INCIDENTAL, PUNITIVE OR OTHERWISE - ARISING IN CONNECTION WITH THE AMUNDI GLOBAL AGG SRI OR BLOOMBERG MSCI GLOBAL AGGREGATE 500MM EX SECURITIZED SUSTAINABLE SRI SECTOR NEUTRAL INDEX OR ANY DATA OR VALUES RELATING THERETO - WHETHER ARISING FROM THEIR NEGLIGENCE OR OTHERWISE, EVEN IF NOTIFIED OF THE POSSIBILITY THEREOF.

# AMUNDI GLOBAL AGG SRI 1-5

---

## Objective and Investment Policy

### Objective

To track the performance of Bloomberg MSCI Global Aggregate 500MM ex Securitized 1-5 Year Sustainable SRI Sector Neutral Index ("the Index"), and to minimize the tracking error between the net asset value of the sub-fund and the performance of the Index.

The sub-fund is a financial product that promotes among other characteristics ESG characteristics pursuant to Article 8 of the Disclosure Regulation, as further described in Annex 1 - ESG Related Disclosures to this Prospectus.

### Index Description

- General description of the Index

Bloomberg MSCI Global Aggregate 500MM ex Securitized 1-5 Year Sustainable SRI Sector Neutral Index is a bond index, representative of the global fixed-rate investment grade debt market from both developed and emerging markets countries with a remaining maturity between 1 and 5 years following the rules of the Global Agg ex Securitized 500mn 1-5 Year (the "Parent Index") and applies sector and ESG criteria for security eligibility.

The Index is a Total Return Index : the coupons paid by the Index constituents are included in the index return.

- Index currency: US Dollar
- Index Composition

The applicable universe includes all securities that compose the Parent Index (i.e. fixed-rate investment-grade bonds denominated in local currency markets including treasuries, government-related and corporate issuers, with a remaining maturity between 1 and 5 years and a minimum issue size of an equivalent of USD 500mm). Inclusion in the Index is based on the currency denomination of a bond and not the country of risk of the issuer, as further described in Annex 1 - ESG Related Disclosures to this Prospectus.

- Index Revision

The Index rebalancing is planned monthly.

- Index Publication

The Index is calculated and published by Bloomberg .

Bloomberg MSCI Global Aggregate 500MM ex Securitized 1-5 Year Sustainable SRI Sector Neutral Index value is available via Bloomberg. At the date of the prospectus, the ticker is: I36756US

Bloomberg index methodology, composition, revision rules and additional information concerning the Index underlying components are available on [bloomberg.com](https://www.bloomberg.com)

## Management Process

The exposure to the Index will be achieved through a direct replication, mainly by making direct investments in transferable securities and/or other eligible assets representing the Index constituents.

The sub-fund intends to implement a sampled replication model in order to track the performance of the Index and it is therefore not expected that the sub-fund will hold each and every underlying component of the Index at all times or hold them in the same proportion as their weightings in the Index. The sub-fund may also hold some securities which are not underlying components of the Index.

The sub-fund integrates sustainability risks and takes into account principal adverse impacts of investments on sustainability factors in its investment process as outlined in more detail in section "Sustainable Investing" of this prospectus and will not hold any securities of companies involved in the production or sale of controversial weapons, or companies in breach of international conventions on Human or Labor Rights, or companies involved in controversial industries: tobacco, thermal coal, nuclear weapons or unconventional oil & gas as defined in "Replication Methods".

### Tracking Error

The tracking error measures the volatility of the difference between the return of the sub-fund and the return of the Index. In normal market conditions, it is anticipated that the sub-fund will track the performance of the Index with a tracking error of up to 1%. The return, used to compute the tracking error of the sub-fund, is determined before taking into account any swing pricing mechanism.

### Techniques and instruments on securities and Derivatives

In order to deal with inflows and outflows and also with some local market specificities (market access and liquidity, local tax); the Investment Manager will be able to combine the direct replication with a replication through derivatives such as amongst other futures. In case of such replication, the sub-fund may hold deposits while keeping full exposure to the Index.

The sub-fund may enter into any efficient portfolio management techniques and instruments relating to transferable securities and money market instruments, such as securities lending and borrowing, reverse purchase agreement and repurchase agreement for the purposes of efficient portfolio management as described and in compliance with sections "Techniques and Instruments on Securities Financing Transactions" and "Replication Methods" of this prospectus. In particular, such techniques and instruments may be used in order to generate additional income.

The maximum and expected proportions of the sub-fund's assets that can be subject to SFT and TRS are disclosed in the table "USE OF SECURITIES FINANCING TRANSACTIONS AND TOTAL RETURN SWAPS".

**Sub-fund base currency :** US Dollar

### Investment Manager

Amundi Asset Management

## Main Risks

See "Risk Descriptions" for more information.

### Risks of ordinary market conditions

Credit	Investment fund
Currency	Management
Derivatives	Market
Emerging Market	Sampling index replication
Hedging risk (hedged share class)	Sustainable Investment
Index replication	Use of techniques and Instruments
Interest rate	
Country risk - China	
Listing market liquidity (ETF share class)	

### Risks of unusual market conditions

Counterparty	Liquidity
Operational	Standard practices
Default	

### Risk management method

Commitment

## Planning Your Investment

Designed for Investors who understand the risks of the sub-fund and plan to invest for at least 4 years.

The sub-fund may appeal to investors who:

- are interested in investment growth in the long term
- are looking to replicate the performance of the Index while accepting its associated risks and volatility

**Business day** Any day that is a day when Euronext Paris is fully open.

**Transaction Day** Requests received and accepted by 14:00 CET on a Business day will ordinarily be processed on the NAV of the first following day that is a business day and also a full bank business day in France market and in USA market and in Germany market and in Japan market and in United Kingdom market and in Canada market. Transaction settlement will occur within two Business days after the relevant transaction day.

In addition, technical net asset values ("T-NAV") may be calculated and published for any calendar day (excluding Saturdays and Sundays) that is neither a business day nor a transaction day. These T-NAV are merely indicative and will not be the basis for purchasing, switching, redeeming and/or transferring shares.

**NAV publication Day :** Transaction Day +1

**Switching in/out** Permitted

## MAIN SHARE CLASSES AND FEES

Share class	Currency	Min initial Investment*	Fees for share transactions		Annual fees	
			Purchase (max)	Switch (max)	Management (max)	Administration (max)
UCITS ETF - CHF HEDGED	CHF	USD 1,000,000	3.00%	1.00%	0.06%	0.10%
UCITS ETF DR - HEDGED EUR	EUR	USD 1,000,000	3.00%	1.00%	0.06%	0.10%
UCITS ETF DR - USD	USD	USD 1,000,000	3.00%	1.00%	0.04%	0.10%

See section "Notes on sub-fund Costs" in the prospectus. Other share classes may be available. For a current listing of available classes, go to [amundi.lu/amundi-index-solutions](http://amundi.lu/amundi-index-solutions)

\* Those minimums are applied in USD or in the equivalent amount, in the relevant share class currency.

## Index provider disclaimer

"Bloomberg®" and Bloomberg MSCI Global Aggregate 500MM ex Securitized 1-5 Year Sustainable SRI Sector Neutral Index are service marks of Bloomberg Finance L.P. and its affiliates, including Bloomberg Index Services Limited ("BISL"), the administrator of the index (collectively, "Bloomberg"), and have been licensed for use for certain purposes by Amundi Asset Management.

The Sub-Funds are not sponsored, endorsed, sold or promoted by Bloomberg. Bloomberg does not make any representation or warranty, express or implied, to the owners of or counterparties to the AMUNDI GLOBAL AGG SRI 1-5 or any member of the public regarding the advisability of investing in securities generally or in the AMUNDI GLOBAL AGG SRI 1-5 particularly. The only relationship of Bloomberg to Amundi Asset Management is the licensing of certain trademarks, trade names and service marks and of the Bloomberg MSCI Global Aggregate 500MM ex Securitized 1-5 Year Sustainable SRI Sector Neutral Index, which is determined, composed and calculated by BISL without regard to Amundi Asset Management or the AMUNDI GLOBAL AGG SRI 1-5. Bloomberg has no obligation to take the needs of Amundi Asset Management or the owners of the AMUNDI GLOBAL AGG SRI 1-5 into consideration in determining, composing or calculating the Bloomberg MSCI Global Aggregate 500MM ex Securitized 1-5 Year Sustainable SRI Sector Neutral Index. Bloomberg is not responsible for and has not participated in the determination of the timing of, prices at, or quantities of the AMUNDI GLOBAL AGG SRI 1-5 to be issued. Bloomberg shall not have any obligation or liability, including, without limitation, to AMUNDI GLOBAL AGG SRI 1-5 customers, in connection with the administration, marketing or trading of the AMUNDI GLOBAL AGG SRI 1-5.

BLOOMBERG DOES NOT GUARANTEE THE ACCURACY AND/OR THE COMPLETENESS OF THE BLOOMBERG MSCI GLOBAL AGGREGATE 500MM EX SECURITIZED 1-5 YEAR SUSTAINABLE SRI SECTOR NEUTRAL INDEX OR ANY DATA RELATED THERETO AND SHALL HAVE NO LIABILITY FOR ANY ERRORS, OMISSIONS OR INTERRUPTIONS THEREIN. BLOOMBERG DOES NOT MAKE ANY WARRANTY, EXPRESS OR IMPLIED, AS TO RESULTS TO BE OBTAINED BY AMUNDI ASSET MANAGEMENT, OWNERS OF THE AMUNDI GLOBAL AGG SRI 1-5 OR ANY OTHER PERSON OR ENTITY FROM THE USE OF THE BLOOMBERG MSCI GLOBAL AGGREGATE 500MM EX SECURITIZED 1-5 YEAR SUSTAINABLE SRI SECTOR NEUTRAL INDEX OR ANY DATA RELATED THERETO. BLOOMBERG DOES NOT MAKE ANY EXPRESS OR IMPLIED WARRANTIES AND EXPRESSLY DISCLAIMS ALL WARRANTIES OF MERCHANTABILITY OR FITNESS FOR A PARTICULAR PURPOSE OR USE WITH RESPECT TO THE BLOOMBERG MSCI GLOBAL AGGREGATE 500MM EX SECURITIZED 1-5 YEAR SUSTAINABLE SRI SECTOR NEUTRAL INDEX OR ANY DATA RELATED THERETO. WITHOUT LIMITING ANY OF THE FOREGOING, TO THE MAXIMUM EXTENT ALLOWED BY LAW, BLOOMBERG, ITS LICENSORS, AND ITS AND THEIR RESPECTIVE EMPLOYEES, CONTRACTORS, AGENTS, SUPPLIERS, AND VENDORS SHALL HAVE NO LIABILITY OR RESPONSIBILITY WHATSOEVER FOR ANY INJURY OR DAMAGES - WHETHER DIRECT, INDIRECT, CONSEQUENTIAL, INCIDENTAL, PUNITIVE OR OTHERWISE - ARISING IN CONNECTION WITH THE AMUNDI GLOBAL AGG SRI 1-5 OR BLOOMBERG MSCI GLOBAL AGGREGATE 500MM EX SECURITIZED 1-5 YEAR SUSTAINABLE SRI SECTOR NEUTRAL INDEX OR ANY DATA OR VALUES RELATING THERETO - WHETHER ARISING FROM THEIR NEGLIGENCE OR OTHERWISE, EVEN IF NOTIFIED OF THE POSSIBILITY THEREOF.

## Objective and Investment Policy

### Objective

To track the performance of Bloomberg MSCI Global Corporate ESG Sustainability SRI 1-5 Year Index (the "Index"), and to minimize the tracking error between the net asset value of the sub-fund and the performance of the Index.

The sub-fund is a financial product that promotes among other characteristics ESG characteristics pursuant to Article 8 of the Disclosure Regulation, as further described in Annex 1 - ESG Related Disclosures to this Prospectus.

### Index Description

- General description of the Index

Bloomberg MSCI Global Corporate ESG Sustainability SRI 1-5 Year Index is a bond index comprising multi-currency fixed-rate, investment-grade corporate debt with between 1 and up to, but not including, 5 years remaining to maturity that applies sector and additional ESG criteria for security eligibility.

The Index is a Total Return Index: the coupons paid by the index constituents are included in the index return.

- Index currency: US Dollar
- Index Composition

The applicable universe comprises multi-currency fixed-rate, investment-grade corporate debt with between 1 and up to, but not including, 5 years remaining to maturity and with a minimum par amount outstanding with fixed minimum issues sizes set for all eligible currencies, as further described in Annex 1 - ESG Related Disclosures to this Prospectus.

- Index Revision

The Index rebalancing is planned monthly.

- Index Publication

The Index is calculated and published by Bloomberg .

Bloomberg MSCI Global Corporate ESG Sustainability SRI 1-5 Year Index value is available via Bloomberg. At the date of the prospectus, the ticker is: I36068US

The performance tracked by the Index is the close of business in the local markets that compose the index. Prices used in the index calculation are bid prices. The initial price for new corporate issues entering the index is the offer side.

Bloomberg index methodology, composition, revision rules and additional information concerning the Index underlying components are available on bloomberg.com

## Management Process

The exposure to the Index will be achieved through a direct replication, mainly by making direct investments in transferable securities and/or other eligible assets representing the Index constituents.

The sub-fund intends to implement a sampled replication model in order to track the performance of the Index and it is therefore not expected that the sub-fund will hold each and every underlying component of the Index at all times or hold them in the same proportion as their weightings in the Index. The sub-fund may also hold some securities which are not underlying components of the Index.

The sub-fund integrates sustainability risks and takes into account principal adverse impacts of investments on sustainability factors in its investment process as outlined in more detail in section "Sustainable Investing" of this prospectus and will not hold any securities of companies involved in the production or sale of controversial weapons, or companies in breach of international conventions on Human or Labor Rights, or companies involved in controversial industries: tobacco, thermal coal, nuclear weapons or unconventional oil & gas as defined in "Replication Methods".

### Tracking Error

The tracking error measures the volatility of the difference between the return of the sub-fund and the return of the Index. In normal market conditions, it is anticipated that the sub-fund will track the performance of the Index with a tracking error of up to 1%. The return, used to compute the tracking error of the sub-fund, is determined before taking into account any swing pricing mechanism.

### Techniques and instruments on securities and Derivatives

In order to deal with inflows and outflows and also with some local market specificities (market access and liquidity, local tax); the Investment Manager will be able to combine the direct replication with a replication through derivatives such as amongst other futures. In case of such replication, the sub-fund may hold deposits while keeping full exposure to the Index.

The sub-fund may enter into any efficient portfolio management techniques and instruments relating to transferable securities and money market instruments, such as securities lending and borrowing, reverse purchase agreement and repurchase agreement for the purposes of efficient portfolio management as described and in compliance with sections "Techniques and Instruments on Securities Financing Transactions" and "Replication Methods" of this prospectus. In particular, such techniques and instruments may be used in order to generate additional income.

The maximum and expected proportions of the sub-fund's assets that can be subject to SFT and TRS are disclosed in the table "USE OF SECURITIES FINANCING TRANSACTIONS AND TOTAL RETURN SWAPS".

**Sub-fund base currency** : US Dollar

### Investment Manager

Amundi Asset Management

## Main Risks

See "Risk Descriptions" for more information.

### Risks of ordinary market conditions

Credit	Management
Derivatives	Market
Index replication	Sampling index replication
Interest rate	Sustainable Investment
Investment fund	Use of techniques and Instruments
Listing market liquidity (ETF share class)	

### Risks of unusual market conditions

Counterparty	Liquidity
Operational	Standard practices
Default	

### Risk management method

Commitment



## Planning Your Investment

Designed for Investors who understand the risks of the sub-fund and plan to invest for at least 4 years.

The sub-fund may appeal to investors who:

- are interested in investment growth in the long term
- are looking to replicate the performance of the Index while accepting its associated risks and volatility

**Business day** Any day that is a day when Euronext Paris is fully open.

**Transaction Day** Requests received and accepted by 14:00 CET on a Business day will ordinarily be processed on the NAV of the first business day (including the business day when the relevant requests are received) that is also a full bank business day in USA market, in Germany market, in United Kingdom market and in France market. Transaction settlement will occur within two Business days after the relevant transaction day.

In addition, technical net asset values ("T-NAV") may be calculated and published for any calendar day (excluding Saturdays and Sundays) that is neither a business day nor a transaction day. These T-NAV are merely indicative and will not be the basis for purchasing, switching, redeeming and/or transferring shares.

**NAV publication Day :**      **Transaction Day +1**

**Switching in/out**                      Permitted

## MAIN SHARE CLASSES AND FEES

Share class	Currency	Min initial Investment*	Fees for share transactions		Annual fees	
			Purchase (max)	Switch (max)	Management (max)	Administration (max)
AE	EUR	-	4.50%	1.00%	0.25%	0.10%
IE	EUR	USD 500,000	2.50%	1.00%	0.10%	0.10%
UCITS ETF - HEDGED GBP	GBP	USD 1,000,000	3.00%	1.00%	0.09%	0.06%
UCITS ETF DR	USD	USD 1,000,000	3.00%	1.00%	0.10%	0.10%

See section "Notes on sub-fund Costs" in the prospectus. Other share classes may be available. For a current listing of available classes, go to [amundi.lu/amundi-index-solutions](http://amundi.lu/amundi-index-solutions)

\* Those minimums are applied in USD or in the equivalent amount, in the relevant share class currency.

## Index provider disclaimer

"Bloomberg®" and Bloomberg MSCI Global Corporate ESG Sustainability SRI 1-5 Year Index are service marks of Bloomberg Finance L.P. and its affiliates, including Bloomberg Index Services Limited ("BISL"), the administrator of the index (collectively, "Bloomberg"), and have been licensed for use for certain purposes by Amundi Asset Management.

The Sub-Funds are not sponsored, endorsed, sold or promoted by Bloomberg. Bloomberg does not make any representation or warranty, express or implied, to the owners of or counterparties to the AMUNDI GLOBAL CORP SRI 1-5Y or any member of the public regarding the advisability of investing in securities generally or in the AMUNDI GLOBAL CORP SRI 1-5Y particularly. The only relationship of Bloomberg to Amundi Asset Management is the licensing of certain trademarks, trade names and service marks and of the Bloomberg MSCI Global Corporate ESG Sustainability SRI 1-5 Year Index, which is determined, composed and calculated by BISL without regard to Amundi Asset Management or the AMUNDI GLOBAL CORP SRI 1-5Y. Bloomberg has no obligation to take the needs of Amundi Asset Management or the owners of the AMUNDI GLOBAL CORP SRI 1-5Y into consideration in determining, composing or calculating the Bloomberg MSCI Global Corporate ESG Sustainability SRI 1-5 Year Index. Bloomberg is not responsible for and has not participated in the determination of the timing of, prices at, or quantities of the AMUNDI GLOBAL CORP SRI 1-5Y to be issued. Bloomberg shall not have any obligation or liability, including, without limitation, to AMUNDI GLOBAL CORP SRI 1-5Y customers, in connection with the administration, marketing or trading of the AMUNDI GLOBAL CORP SRI 1-5Y.

BLOOMBERG DOES NOT GUARANTEE THE ACCURACY AND/OR THE COMPLETENESS OF THE BLOOMBERG MSCI GLOBAL CORPORATE ESG SUSTAINABILITY SRI 1-5 YEAR INDEX OR ANY DATA RELATED THERETO AND SHALL HAVE NO LIABILITY FOR ANY ERRORS, OMISSIONS OR INTERRUPTIONS THEREIN. BLOOMBERG DOES NOT MAKE ANY WARRANTY, EXPRESS OR IMPLIED, AS TO RESULTS TO BE OBTAINED BY AMUNDI ASSET MANAGEMENT, OWNERS OF THE AMUNDI GLOBAL CORP SRI 1-5Y OR ANY OTHER PERSON OR ENTITY FROM THE USE OF THE BLOOMBERG MSCI GLOBAL CORPORATE ESG SUSTAINABILITY SRI 1-5 YEAR INDEX OR ANY DATA RELATED THERETO. BLOOMBERG DOES NOT MAKE ANY EXPRESS OR IMPLIED WARRANTIES AND EXPRESSLY DISCLAIMS ALL WARRANTIES OF MERCHANTABILITY OR FITNESS FOR A PARTICULAR PURPOSE OR USE WITH RESPECT TO THE BLOOMBERG MSCI GLOBAL CORPORATE ESG SUSTAINABILITY SRI 1-5 YEAR INDEX OR ANY DATA RELATED THERETO. WITHOUT LIMITING ANY OF THE FOREGOING, TO THE MAXIMUM EXTENT ALLOWED BY LAW, BLOOMBERG, ITS LICENSORS, AND ITS AND THEIR RESPECTIVE EMPLOYEES, CONTRACTORS, AGENTS, SUPPLIERS, AND VENDORS SHALL HAVE NO LIABILITY OR RESPONSIBILITY WHATSOEVER FOR ANY INJURY OR DAMAGES - WHETHER DIRECT, INDIRECT, CONSEQUENTIAL, INCIDENTAL, PUNITIVE OR OTHERWISE - ARISING IN CONNECTION WITH THE AMUNDI GLOBAL CORP SRI 1-5Y OR BLOOMBERG MSCI GLOBAL CORPORATE ESG SUSTAINABILITY SRI 1-5 YEAR INDEX OR ANY DATA OR VALUES RELATING THERETO - WHETHER ARISING FROM THEIR NEGLIGENCE OR OTHERWISE, EVEN IF NOTIFIED OF THE POSSIBILITY THEREOF.

# AMUNDI INDEX EURO CORPORATE SRI

## Objective and Investment Policy

### Objective

To track the performance of Bloomberg MSCI Euro Corporate ESG Sustainability SRI Index (the "Index"), and to minimize the tracking error between the net asset value of the sub-fund and the performance of the Index.

The sub-fund is a financial product that promotes among other characteristics ESG characteristics pursuant to Article 8 of the Disclosure Regulation, as further described in Annex 1 - ESG Related Disclosures to this Prospectus.

### Index Description

- General description of the Index

Bloomberg MSCI Euro Corporate ESG Sustainability SRI Index is a bond index, representative of the corporate fixed-rate investment grade Euro denominated securities, that follows the rules of the Bloomberg Euro Aggregate Corporate Index (the "Parent Index") and applies sector and additional ESG criteria for security eligibility.

The Index is a Total Return Index : the coupons paid by the index constituents are included in the index return.

- Index currency: Euro
- Index Composition

The applicable universe includes all securities that compose the Parent Index (i.e. corporate fixed-rate investment-grade Euro denominated bonds with a remaining maturity higher than 1 year and a minimum par amount outstanding of EUR 300 million). Inclusion in the Index is based on the currency denomination of a bond and not the country of risk of the issuer, as further described in Annex 1 - ESG Related Disclosures to this Prospectus.

- Index Revision

The Index rebalancing is planned monthly.

- Index Publication

The Index is calculated and published by Bloomberg.

Bloomberg MSCI Euro Corporate ESG Sustainability SRI Index value is available via Bloomberg. At the date of the prospectus, the ticker is: I35570EU

The performance tracked by the Index is the 17:15 fixing (Paris time). Prices used in the Index calculation are bid prices. The initial price for new corporate issues entering the index is the offer side; after the first month, the bid price is used.

Bloomberg index methodology, composition, revision rules and additional information concerning the Index underlying components are available on [bloomberg.com](http://bloomberg.com)

## Management Process

The exposure to the Index will be achieved through a direct replication, mainly by making direct investments in transferable securities and/or other eligible assets representing the Index constituents.

The sub-fund intends to implement a sampled replication model in order to track the performance of the Index and it is therefore not expected that the sub-fund will hold each and every underlying component of the Index at all times or hold them in the same proportion as their weightings in the Index. The sub-fund may also hold some securities which are not underlying components of the Index.

The sub-fund integrates sustainability risks and takes into account principal adverse impacts of investments on sustainability factors in its investment process as outlined in more detail in section "Sustainable Investing" of this prospectus and will not hold any securities of companies involved in the production or sale of controversial weapons, or companies in breach of international conventions on Human or Labor Rights, or companies involved in controversial industries: tobacco, thermal coal, nuclear weapons or unconventional oil & gas as defined in "Replication Methods".

### Tracking Error

The tracking error measures the volatility of the difference between the return of the sub-fund and the return of the Index. In normal market conditions, it is anticipated that the sub-fund will track the performance of the Index with a tracking error of up to 1%. The return, used to compute the tracking error of the sub-fund, is determined before taking into account any swing pricing mechanism.

### Techniques and instruments on securities and Derivatives

In order to deal with inflows and outflows and also with some local market specificities (market access and liquidity, local tax); the Investment Manager will be able to combine the direct replication with a replication through derivatives such as amongst other futures. In case of such replication, the sub-fund may hold deposits while keeping full exposure to the Index.

The sub-fund may enter into any efficient portfolio management techniques and instruments relating to transferable securities and money market instruments, such as securities lending and borrowing, reverse purchase agreement and repurchase agreement for the purposes of efficient portfolio management as described and in compliance with sections "Techniques and Instruments on Securities Financing Transactions" and "Replication Methods" of this prospectus. In particular, such techniques and instruments may be used in order to generate additional income.

The maximum and expected proportions of the sub-fund's assets that can be subject to SFT and TRS are disclosed in the table "USE OF SECURITIES FINANCING TRANSACTIONS AND TOTAL RETURN SWAPS".

**Sub-fund base currency** : Euro

### Investment Manager

Amundi Asset Management

## Main Risks

See "Risk Descriptions" for more information.

### Risks of ordinary market conditions

Credit	Management
Currency	Market
Derivatives	Sampling index replication
Index replication	Sustainable Investment
Interest rate	Use of techniques and Instruments
Investment fund	
Listing market liquidity (ETF share class)	

### Risks of unusual market conditions

Counterparty	Liquidity
Operational	Standard practices
<b>Risk management method</b>	Commitment

## Planning Your Investment

Designed for Investors who understand the risks of the sub-fund and plan to invest for at least 4 years.

The sub-fund may appeal to investors who:

- are interested in investment growth in the long term
- are looking to replicate the performance of the Index while accepting its associated risks and volatility

**Business day** Any day that is a day when Euronext Paris is fully open.

**Transaction Day** Requests received and accepted by 14:00 CET on a Business day will ordinarily be processed on the NAV of the first business day (including the business day when the relevant requests are received) that is also a full bank business day in Germany market and in United Kingdom market. Transaction settlement will occur within two Business days after the relevant transaction day.

In addition, technical net asset values ("T-NAV") may be calculated and published for any calendar day (excluding Saturdays and Sundays) that is neither a business day nor a transaction day. These T-NAV are merely indicative and will not be the basis for purchasing, switching, redeeming and/or transferring shares.

**NAV publication Day :** Transaction Day +1

**Switching in/out** Permitted

## MAIN SHARE CLASSES AND FEES

Share class	Currency	Min initial Investment*	Fees for share transactions		Annual fees	
			Purchase (max)	Switch (max)	Management (max)	Administration (max)
AE	EUR	-	4.50%	1.00%	0.20%	0.15%
IE	EUR	USD 500,000	2.50%	1.00%	0.10%	0.05%
UCITS ETF DR	EUR	USD 1,000,000	3.00%	1.00%	0.04%	0.10%
UCITS ETF 2 DR	EUR	USD 1,000,000	3.00%	2.00%	0.09%	0.07%

See section "Notes on sub-fund Costs" in the prospectus. Other share classes may be available. For a current listing of available classes, go to [amundi.lu/amundi-index-solutions](http://amundi.lu/amundi-index-solutions)

\* Those minimums are applied in USD or in the equivalent amount, in the relevant share class currency.

## Index provider disclaimer

"Bloomberg®" and Bloomberg MSCI Euro Corporate ESG Sustainability SRI are service marks of Bloomberg Finance L.P. and its affiliates, including Bloomberg Index Services Limited ("BISL"), the administrator of the index (collectively, "Bloomberg"), and have been licensed for use for certain purposes by Amundi Asset Management.

The Sub-Funds are not sponsored, endorsed, sold or promoted by Bloomberg. Bloomberg does not make any representation or warranty, express or implied, to the owners of or counterparties to the AMUNDI INDEX EURO CORPORATE SRI or any member of the public regarding the advisability of investing in securities generally or in the AMUNDI INDEX EURO CORPORATE SRI particularly. The only relationship of Bloomberg to Amundi Asset Management is the licensing of certain trademarks, trade names and service marks and of the Bloomberg MSCI Euro Corporate ESG Sustainability SRI Index, which is determined, composed and calculated by BISL without regard to Amundi Asset Management or the AMUNDI INDEX EURO CORPORATE SRI. Bloomberg has no obligation to take the needs of Amundi Asset Management or the owners of the AMUNDI INDEX EURO CORPORATE SRI into consideration in determining, composing or calculating the Bloomberg MSCI Euro Corporate ESG Sustainability SRI Index. Bloomberg is not responsible for and has not participated in the determination of the timing of, prices at, or quantities of the AMUNDI INDEX EURO CORPORATE SRI to be issued. Bloomberg shall not have any obligation or liability, including, without limitation, to AMUNDI INDEX EURO CORPORATE SRI customers, in connection with the administration, marketing or trading of the AMUNDI INDEX EURO CORPORATE SRI.

BLOOMBERG DOES NOT GUARANTEE THE ACCURACY AND/OR THE COMPLETENESS OF THE BLOOMBERG MSCI EURO CORPORATE ESG SUSTAINABILITY SRI INDEX OR ANY DATA RELATED THERETO AND SHALL HAVE NO LIABILITY FOR ANY ERRORS, OMISSIONS OR INTERRUPTIONS THEREIN. BLOOMBERG DOES NOT MAKE ANY WARRANTY, EXPRESS OR IMPLIED, AS TO RESULTS TO BE OBTAINED BY AMUNDI ASSET MANAGEMENT, OWNERS OF THE AMUNDI INDEX EURO CORPORATE SRI OR ANY OTHER PERSON OR ENTITY FROM THE USE OF THE BLOOMBERG MSCI EURO CORPORATE ESG SUSTAINABILITY SRI INDEX OR ANY DATA RELATED THERETO. BLOOMBERG DOES NOT MAKE ANY EXPRESS OR IMPLIED WARRANTIES AND EXPRESSLY DISCLAIMS ALL WARRANTIES OF MERCHANTABILITY OR FITNESS FOR A PARTICULAR PURPOSE OR USE WITH RESPECT TO THE BLOOMBERG MSCI EURO CORPORATE ESG SUSTAINABILITY SRI INDEX OR ANY DATA RELATED THERETO. WITHOUT LIMITING ANY OF THE FOREGOING, TO THE MAXIMUM EXTENT ALLOWED BY LAW, BLOOMBERG, ITS LICENSORS, AND ITS AND THEIR RESPECTIVE EMPLOYEES, CONTRACTORS, AGENTS, SUPPLIERS, AND VENDORS SHALL HAVE NO LIABILITY OR RESPONSIBILITY WHATSOEVER FOR ANY INJURY OR DAMAGES - WHETHER DIRECT, INDIRECT, CONSEQUENTIAL, INCIDENTAL, PUNITIVE OR OTHERWISE - ARISING IN CONNECTION WITH THE AMUNDI INDEX EURO CORPORATE SRI OR BLOOMBERG MSCI EURO CORPORATE ESG SUSTAINABILITY SRI INDEX OR ANY DATA OR VALUES RELATING THERETO - WHETHER ARISING FROM THEIR NEGLIGENCE OR OTHERWISE, EVEN IF NOTIFIED OF THE POSSIBILITY THEREOF.

# AMUNDI INDEX EURO AGG SRI

## Objective and Investment Policy

### Objective

To track the performance of Bloomberg MSCI Euro Aggregate Sustainable SRI Sector Neutral Index (the "Index"), and to minimize the tracking error between the net asset value of the sub-fund and the performance of the Index.

The sub-fund is a financial product that promotes among other characteristics ESG characteristics pursuant to Article 8 of the Disclosure Regulation, as further described in Annex 1 - ESG Related Disclosures to this Prospectus.

### Index Description

- General description of the Index

Bloomberg MSCI Euro Aggregate Sustainable SRI Sector Neutral Index is a bond index, representative of the fixed-rate investment grade Euro denominated securities universe that follows the rules of the Bloomberg Euro Aggregate Index (the "Parent Index") and applies sector and ESG criteria for security eligibility.

The Index is a Total Return Index : the coupons paid by the index constituents are included in the Index return.

- Index currency: Euro
- Index Composition

The applicable universe includes all securities that compose the Parent Index (i.e. fixed-rate investment-grade Euro denominated bonds including treasuries, government-related, corporate and securitised issues). Inclusion in the Index is based on the currency denomination of a bond and not the country of risk of the issuer, as further described in Annex 1 - ESG Related Disclosures to this Prospectus.

- Index Revision

The Index rebalancing is planned monthly.

- Index Publication

The Index is calculated and published by Bloomberg .

Bloomberg MSCI Euro Aggregate Sustainable SRI Sector Neutral Index value is available via Bloomberg. At the date of the prospectus, the ticker is: I35394EU

Bloomberg index methodology, composition, revision rules and additional information concerning the Index underlying components are available on bloomberg.com

## Management Process

The exposure to the Index will be achieved through a direct replication, mainly by making direct investments in transferable securities and/or other eligible assets representing the Index constituents.

The sub-fund intends to implement a sampled replication model in order to track the performance of the Index and it is therefore not expected that the sub-fund will hold each and every underlying component of the Index at all times or hold them in the same proportion as their weightings in the Index. The sub-fund may also hold some securities which are not underlying components of the Index.

The sub-fund integrates sustainability risks and takes into account principal adverse impacts of investments on sustainability factors in its investment process as outlined in more detail in section "Sustainable Investing" of this prospectus and will not hold any securities of companies involved in the production or sale of controversial weapons, or companies in breach of international conventions on Human or Labor Rights, or companies involved in controversial industries: tobacco, thermal coal, nuclear weapons or unconventional oil & gas as defined in "Replication Methods".

### Tracking Error

The tracking error measures the volatility of the difference between the return of the sub-fund and the return of the Index. In normal market conditions, it is anticipated that the sub-fund will track the performance of the Index with a tracking error of up to 1%. The return, used to compute the tracking error of the sub-fund, is determined before taking into account any swing pricing mechanism.

### Techniques and instruments on securities and Derivatives

In order to deal with inflows and outflows and also with some local market specificities (market access and liquidity, local tax); the Investment Manager will be able to combine the direct replication with a replication through derivatives such as amongst other futures. In case of such replication, the sub-fund may hold deposits while keeping full exposure to the Index.

The sub-fund may enter into any efficient portfolio management techniques and instruments relating to transferable securities and money market instruments, such as securities lending and borrowing, reverse purchase agreement and repurchase agreement for the purposes of efficient portfolio management as described and in compliance with sections "Techniques and Instruments on Securities Financing Transactions" and "Replication Methods" of this prospectus. In particular, such techniques and instruments may be used in order to generate additional income.

The maximum and expected proportions of the sub-fund's assets that can be subject to SFT and TRS are disclosed in the table "USE OF SECURITIES FINANCING TRANSACTIONS AND TOTAL RETURN SWAPS".

**Sub-fund base currency :** Euro

### Investment Manager

Amundi Asset Management

## Main Risks

See "Risk Descriptions" for more information.

### Risks of ordinary market conditions

Credit	Management
Derivatives	Market
Index replication	Sampling index replication
Interest rate	Sustainable Investment
Investment fund	Use of techniques and Instruments
Listing market liquidity (ETF share class)	

### Risks of unusual market conditions

Counterparty	Liquidity
Operational	Standard practices
Default	

### Risk management method

Commitment

## Planning Your Investment

Designed for Investors who understand the risks of the sub-fund and plan to invest for at least 4 years.

The sub-fund may appeal to investors who:

- are interested in investment growth in the long term
- are looking to replicate the performance of the Index while accepting its associated risks and volatility

**Business day** Any day that is a day when Euronext Paris is fully open.

**Transaction Day** Requests received and accepted by 14:00 CET on a Business day will ordinarily be processed on the NAV of the first business day (including the business day when the relevant requests are received) that is also a full bank business day in Germany market, in United Kingdom market and France market. Transaction settlement will occur within two Business days after the relevant transaction day.

In addition, technical net asset values ("T-NAV") may be calculated and published for any calendar day (excluding Saturdays and Sundays) that is neither a business day nor a transaction day. These T-NAV are merely indicative and will not be the basis for purchasing, switching, redeeming and/or transferring shares.

**NAV publication Day :** Transaction Day +1

**Switching in/out** Permitted

## MAIN SHARE CLASSES AND FEES

Share class	Currency	Min initial Investment*	Fees for share transactions		Annual fees	
			Purchase (max)	Switch (max)	Management (max)	Administration (max)
UCITS ETF DR	EUR	USD 1,000,000	3.00%	1.00%	0.06%	0.10%
UCITS ETF DR - EUR	EUR	USD 1,000,000	3.00%	1.00%	0.06%	0.10%

See section "Notes on sub-fund Costs" in the prospectus. Other share classes may be available. For a current listing of available classes, go to [amundi.lu/amundi-index-solutions](http://amundi.lu/amundi-index-solutions)

\* Those minimums are applied in USD or in the equivalent amount, in the relevant share class currency.

## Index provider disclaimer

"Bloomberg®" and Bloomberg MSCI Euro Aggregate Sustainable SRI Sector Neutral are service marks of Bloomberg Finance L.P. and its affiliates, including Bloomberg Index Services Limited ("BISL"), the administrator of the index (collectively, "Bloomberg"), and have been licensed for use for certain purposes by Amundi Asset Management.

The Sub-Funds are not sponsored, endorsed, sold or promoted by Bloomberg. Bloomberg does not make any representation or warranty, express or implied, to the owners of or counterparties to the AMUNDI INDEX EURO AGG SRI or any member of the public regarding the advisability of investing in securities generally or in the AMUNDI INDEX EURO AGG SRI particularly. The only relationship of Bloomberg to Amundi Asset Management is the licensing of certain trademarks, trade names and service marks and of the Bloomberg MSCI Euro Aggregate Sustainable SRI Sector Neutral Index, which is determined, composed and calculated by BISL without regard to Amundi Asset Management or the AMUNDI INDEX EURO AGG SRI. Bloomberg has no obligation to take the needs of Amundi Asset Management or the owners of the AMUNDI INDEX EURO AGG SRI into consideration in determining, composing or calculating the Bloomberg MSCI Euro Aggregate Sustainable SRI Sector Neutral Index. Bloomberg is not responsible for and has not participated in the determination of the timing of, prices at, or quantities of the AMUNDI INDEX EURO AGG SRI to be issued. Bloomberg shall not have any obligation or liability, including, without limitation, to AMUNDI INDEX EURO AGG SRI customers, in connection with the administration, marketing or trading of the AMUNDI INDEX EURO AGG SRI.

BLOOMBERG DOES NOT GUARANTEE THE ACCURACY AND/OR THE COMPLETENESS OF THE BLOOMBERG MSCI EURO AGGREGATE SUSTAINABLE SRI SECTOR NEUTRAL INDEX OR ANY DATA RELATED THERETO AND SHALL HAVE NO LIABILITY FOR ANY ERRORS, OMISSIONS OR INTERRUPTIONS THEREIN. BLOOMBERG DOES NOT MAKE ANY WARRANTY, EXPRESS OR IMPLIED, AS TO RESULTS TO BE OBTAINED BY AMUNDI ASSET MANAGEMENT, OWNERS OF THE AMUNDI INDEX EURO AGG SRI OR ANY OTHER PERSON OR ENTITY FROM THE USE OF THE BLOOMBERG MSCI EURO AGGREGATE SUSTAINABLE SRI SECTOR NEUTRAL INDEX OR ANY DATA RELATED THERETO. BLOOMBERG DOES NOT MAKE ANY EXPRESS OR IMPLIED WARRANTIES AND EXPRESSLY DISCLAIMS ALL WARRANTIES OF MERCHANTABILITY OR FITNESS FOR A PARTICULAR PURPOSE OR USE WITH RESPECT TO THE BLOOMBERG MSCI EURO AGGREGATE SUSTAINABLE SRI SECTOR NEUTRAL INDEX OR ANY DATA RELATED THERETO. WITHOUT LIMITING ANY OF THE FOREGOING, TO THE MAXIMUM EXTENT ALLOWED BY LAW, BLOOMBERG, ITS LICENSORS, AND ITS AND THEIR RESPECTIVE EMPLOYEES, CONTRACTORS, AGENTS, SUPPLIERS, AND VENDORS SHALL HAVE NO LIABILITY OR RESPONSIBILITY WHATSOEVER FOR ANY INJURY OR DAMAGES - WHETHER DIRECT, INDIRECT, CONSEQUENTIAL, INCIDENTAL, PUNITIVE OR OTHERWISE - ARISING IN CONNECTION WITH THE AMUNDI INDEX EURO AGG SRI OR BLOOMBERG MSCI EURO AGGREGATE SUSTAINABLE SRI SECTOR NEUTRAL INDEX OR ANY DATA OR VALUES RELATING THERETO - WHETHER ARISING FROM THEIR NEGLIGENCE OR OTHERWISE, EVEN IF NOTIFIED OF THE POSSIBILITY THEREOF.

# AMUNDI INDEX EURO CORPORATE SRI 0-3 Y

## Objective and Investment Policy

### Objective

To track the performance of Bloomberg MSCI Euro Corporate ESG BBB+ Sustainability SRI 0-3 Year Index (the "Index"), and to minimize the tracking error between the net asset value of the sub-fund and the performance of the Index.

The sub-fund is a financial product that promotes among other characteristics ESG characteristics pursuant to Article 8 of the Disclosure Regulation, as further described in Annex 1 - ESG Related Disclosures to this Prospectus.

### Index Description

- General description of the Index

Bloomberg MSCI Euro Corporate ESG BBB+ Sustainability SRI 0-3 Year Index is a bond index representative of the investment grade, euro-denominated bonds universe that follows the rules of the Bloomberg Euro Aggregate Corporate Index (the "Parent Index") with a remaining maturity constraint of 0 & 3 years and applies additional sector and ESG criteria for security eligibility.

The Index is a Total Return Index: the coupons paid by the index constituents are included in the index return.

- Index currency: Euro
- Index Composition

The applicable universe includes all securities that compose the Parent Index (i.e. euro-denominated, fixed-rate investment-grade corporate bonds publicly issued) with a remaining maturity between 1 months and 3 years at the end of each month ; and a minimum per amount outstanding of EUR 300 million. Inclusion in the Index is based on the currency denomination of a bond and not the country of risk of the issuer, as further described in Annex 1 - ESG Related Disclosures to this Prospectus.

- Index Revision

The Index rebalancing is planned monthly.

- Index Publication

The Index is calculated and published by Bloomberg .

Bloomberg MSCI Euro Corporate ESG BBB+ Sustainability SRI 0-3 Year Index value is available via Bloomberg. At the date of the prospectus, the ticker is: I34717EU

The performance tracked by the Index is the 17:15 fixing (Paris time). Prices used in the Index calculation are bid prices. The initial price for new corporate issues entering the index is the offer side; after the first month, the bid price is used.

Bloomberg index methodology, composition, revision rules and additional information concerning the Index underlying components are available on bloomberg.com

## Management Process

The exposure to the Index will be achieved through a direct replication, mainly by making direct investments in transferable securities and/or other eligible assets representing the Index constituents.

The sub-fund intends to implement a sampled replication model in order to track the performance of the Index and it is therefore not expected that the sub-fund will hold each and every underlying component of the Index at all times or hold them in the same proportion as their weightings in the Index. The sub-fund may also hold some securities which are not underlying components of the Index.

The sub-fund integrates sustainability risks and takes into account principal adverse impacts of investments on sustainability factors in its investment process as outlined in more detail in section "Sustainable Investing" of this prospectus and will not hold any securities of companies involved in the production or sale of controversial weapons, or companies in breach of international conventions on Human or Labor Rights, or companies involved in controversial industries: tobacco, thermal coal, nuclear weapons or unconventional oil & gas as defined in "Replication Methods".

### Tracking Error

The tracking error measures the volatility of the difference between the return of the sub-fund and the return of the Index. In normal market conditions, it is anticipated that the sub-fund will track the performance of the Index with a tracking error of up to 1%. The return, used to compute the tracking error of the sub-fund, is determined before taking into account any swing pricing mechanism.

### Techniques and instruments on securities and Derivatives

In order to deal with inflows and outflows and also with some local market specificities (market access and liquidity, local tax); the Investment Manager will be able to combine the direct replication with a replication through derivatives such as amongst other futures. In case of such replication, the sub-fund may hold deposits while keeping full exposure to the Index.

The sub-fund may enter into any efficient portfolio management techniques and instruments relating to transferable securities and money market instruments, such as securities lending and borrowing, reverse purchase agreement and repurchase agreement for the purposes of efficient portfolio management as described and in compliance with sections "Techniques and Instruments on Securities Financing Transactions" and "Replication Methods" of this prospectus. In particular, such techniques and instruments may be used in order to generate additional income.

The maximum and expected proportions of the sub-fund's assets that can be subject to SFT and TRS are disclosed in the table "USE OF SECURITIES FINANCING TRANSACTIONS AND TOTAL RETURN SWAPS".

**Sub-fund base currency :** Euro

### Investment Manager

Amundi Asset Management

## Main Risks

See "Risk Descriptions" for more information.

### Risks of ordinary market conditions

Credit	Management
Currency	Market
Derivatives	Sampling index replication
Index replication	Sustainable Investment
Interest rate	Use of techniques and Instruments
Investment fund	
Listing market liquidity (ETF share class)	

### Risks of unusual market conditions

Counterparty	Liquidity
Operational	Standard practices
Default	
<b>Risk management method</b>	Commitment

## Planning Your Investment

Designed for Investors who understand the risks of the sub-fund and plan to invest for at least 18 months.

The sub-fund may appeal to investors who:

- are interested in investment growth in the short to medium term
- are looking to replicate the performance of the Index while accepting its associated risks and volatility

**Business day** Any day that is a day when Euronext Paris is fully open.

**Transaction Day** Requests received and accepted by 14:00 CET on a Business day will ordinarily be processed on the NAV of the first business day (including the business day when the relevant requests are received) that is also a full bank business day in Germany market and in United Kingdom market. Transaction settlement will occur within two Business days after the relevant transaction day.

In addition, technical net asset values ("T-NAV") may be calculated and published for any calendar day (excluding Saturdays and Sundays) that is neither a business day nor a transaction day. These T-NAV are merely indicative and will not be the basis for purchasing, switching, redeeming and/or transferring shares.

**NAV publication Day :** Transaction Day +1

**Switching in/out** Permitted

## MAIN SHARE CLASSES AND FEES

Share class	Currency	Min initial Investment*	Fees for share transactions		Annual fees	
			Purchase (max)	Switch (max)	Management (max)	Administration (max)
IE	EUR	USD 500,000	3.50%	1.00%	0.03%	0.09%
UCITS ETF DR	EUR	USD 1,000,000	3.00%	1.00%	0.03%	0.09%

See section "Notes on sub-fund Costs" in the prospectus. Other share classes may be available. For a current listing of available classes, go to [amundi.lu/amundi-index-solutions](http://amundi.lu/amundi-index-solutions)

\* Those minimums are applied in USD or in the equivalent amount, in the relevant share class currency.

## Index provider disclaimer

"Bloomberg®" and Bloomberg MSCI Euro Corporate ESG BBB+ Sustainability SRI 0-3 Year are service marks of Bloomberg Finance L.P. and its affiliates, including Bloomberg Index Services Limited ("BISL"), the administrator of the index (collectively, "Bloomberg"), and have been licensed for use for certain purposes by Amundi Asset Management.

The Sub-Funds are not sponsored, endorsed, sold or promoted by Bloomberg. Bloomberg does not make any representation or warranty, express or implied, to the owners of or counterparties to the AMUNDI INDEX EURO CORPORATE SRI 0-3 Y or any member of the public regarding the advisability of investing in securities generally or in the AMUNDI INDEX EURO CORPORATE SRI 0-3 Y particularly. The only relationship of Bloomberg to Amundi Asset Management is the licensing of certain trademarks, trade names and service marks and of the Bloomberg MSCI Euro Corporate ESG BBB+ Sustainability SRI 0-3 Year Index, which is determined, composed and calculated by BISL without regard to Amundi Asset Management or the AMUNDI INDEX EURO CORPORATE SRI 0-3 Y. Bloomberg has no obligation to take the needs of Amundi Asset Management or the owners of the AMUNDI INDEX EURO CORPORATE SRI 0-3 Y into consideration in determining, composing or calculating the Bloomberg MSCI Euro Corporate ESG BBB+ Sustainability SRI 0-3 Year Index. Bloomberg is not responsible for and has not participated in the determination of the timing of, prices at, or quantities of the AMUNDI INDEX EURO CORPORATE SRI 0-3 Y to be issued. Bloomberg shall not have any obligation or liability, including, without limitation, to AMUNDI INDEX EURO CORPORATE SRI 0-3 Y customers, in connection with the administration, marketing or trading of the AMUNDI INDEX EURO CORPORATE SRI 0-3 Y.

BLOOMBERG DOES NOT GUARANTEE THE ACCURACY AND/OR THE COMPLETENESS OF THE BLOOMBERG MSCI EURO CORPORATE ESG BBB+ SUSTAINABILITY SRI 0-3 YEAR INDEX OR ANY DATA RELATED THERETO AND SHALL HAVE NO LIABILITY FOR ANY ERRORS, OMISSIONS OR INTERRUPTIONS THEREIN. BLOOMBERG DOES NOT MAKE ANY WARRANTY, EXPRESS OR IMPLIED, AS TO RESULTS TO BE OBTAINED BY AMUNDI ASSET MANAGEMENT, OWNERS OF THE AMUNDI INDEX EURO CORPORATE SRI 0-3 Y OR ANY OTHER PERSON OR ENTITY FROM THE USE OF THE BLOOMBERG MSCI EURO CORPORATE ESG BBB+ SUSTAINABILITY SRI 0-3 YEAR INDEX OR ANY DATA RELATED THERETO. BLOOMBERG DOES NOT MAKE ANY EXPRESS OR IMPLIED WARRANTIES AND EXPRESSLY DISCLAIMS ALL WARRANTIES OF MERCHANTABILITY OR FITNESS FOR A PARTICULAR PURPOSE OR USE WITH RESPECT TO THE BLOOMBERG MSCI EURO CORPORATE ESG BBB+ SUSTAINABILITY SRI 0-3 YEAR INDEX OR ANY DATA RELATED THERETO. WITHOUT LIMITING ANY OF THE FOREGOING, TO THE MAXIMUM EXTENT ALLOWED BY LAW, BLOOMBERG, ITS LICENSORS, AND ITS AND THEIR RESPECTIVE EMPLOYEES, CONTRACTORS, AGENTS, SUPPLIERS, AND VENDORS SHALL HAVE NO LIABILITY OR RESPONSIBILITY WHATSOEVER FOR ANY INJURY OR DAMAGES - WHETHER DIRECT, INDIRECT, CONSEQUENTIAL, INCIDENTAL, PUNITIVE OR OTHERWISE - ARISING IN CONNECTION WITH THE AMUNDI INDEX EURO CORPORATE SRI 0-3 Y OR BLOOMBERG MSCI EURO CORPORATE ESG BBB+ SUSTAINABILITY SRI 0-3 YEAR INDEX OR ANY DATA OR VALUES RELATING THERETO - WHETHER ARISING FROM THEIR NEGLIGENCE OR OTHERWISE, EVEN IF NOTIFIED OF THE POSSIBILITY THEREOF.

## Objective and Investment Policy

### Objective

To track the performance of Bloomberg MSCI US Corporate ESG Sustainability SRI Index (the "Index"), and to minimize the tracking error between the net asset value of the sub-fund and the performance of the Index.

The sub-fund is a financial product that promotes among other characteristics ESG characteristics pursuant to Article 8 of the Disclosure Regulation, as further described in Annex 1 - ESG Related Disclosures to this Prospectus.

### Index Description

- General description of the Index

Bloomberg MSCI US Corporate ESG Sustainability SRI Index is a bond index representative of the corporate fixed-rate, investment grade, USD denominated securities that follows the rules of the Bloomberg US Aggregate Corporate Index (the "Parent Index") and applies sector and additional ESG criteria for security eligibility.

The Index is a Total Return Index : the coupons paid by the index constituents are included in the index return.

- Index currency: US Dollar
- Index Composition

The applicable universe includes all securities that compose the Parent Index (i.e. corporate fixed-rate investment-grade USD denominated bonds publicly issued with a remaining maturity higher than 1 year and a minimum par amount outstanding of USD 300 million), as further described in Annex 1 - ESG Related Disclosures to this Prospectus.

- Index Revision

The Index rebalancing is planned monthly.

- Index Publication

The Index is calculated and published by Bloomberg.

Bloomberg MSCI US Corporate ESG Sustainability SRI Index value is available via Bloomberg. At the date of the prospectus, the ticker is: I35571US

The performance tracked by the Index is the 4pm New York time fixing. Prices used in the Index calculation are bid prices. The initial price for new issues entering the Index is the offer price; after the first month the bid price is used.

Bloomberg index methodology, composition, revision rules and additional information concerning the Index underlying components are available on [bloomberg.com](http://bloomberg.com)

## Management Process

The exposure to the Index will be achieved through a direct replication, mainly by making direct investments in transferable securities and/or other eligible assets representing the Index constituents.

The sub-fund intends to implement a sampled replication model in order to track the performance of the Index and it is therefore not expected that the sub-fund will hold each and every underlying component of the Index at all times or hold them in the same proportion as their weightings in the Index. The sub-fund may also hold some securities which are not underlying components of the Index.

The sub-fund integrates sustainability risks and takes into account principal adverse impacts of investments on sustainability factors in its investment process as outlined in more detail in section "Sustainable Investing" of this prospectus and will not hold any securities of companies involved in the production or sale of controversial weapons, or companies in breach of international conventions on Human or Labor Rights, or companies involved in controversial industries: tobacco, thermal coal, nuclear weapons or unconventional oil & gas as defined in "Replication Methods".

### Tracking Error

The tracking error measures the volatility of the difference between the return of the sub-fund and the return of the Index. In normal market conditions, it is anticipated that the sub-fund will track the performance of the Index with a tracking error of up to 1%. The return, used to compute the tracking error of the sub-fund, is determined before taking into account any swing pricing mechanism.

### Techniques and instruments on securities and Derivatives

In order to deal with inflows and outflows and also with some local market specificities (market access and liquidity, local tax); the Investment Manager will be able to combine the direct replication with a replication through derivatives such as amongst other futures. In case of such replication, the sub-fund may hold deposits while keeping full exposure to the Index.

The sub-fund may enter into any efficient portfolio management techniques and instruments relating to transferable securities and money market instruments, such as securities lending and borrowing, reverse purchase agreement and repurchase agreement for the purposes of efficient portfolio management as described and in compliance with sections "Techniques and Instruments on Securities Financing Transactions" and "Replication Methods" of this prospectus. In particular, such techniques and instruments may be used in order to generate additional income.

The maximum and expected proportions of the sub-fund's assets that can be subject to SFT and TRS are disclosed in the table "USE OF SECURITIES FINANCING TRANSACTIONS AND TOTAL RETURN SWAPS".

**Sub-fund base currency :** US Dollar

### Investment Manager

Amundi Asset Management

## Main Risks

See "Risk Descriptions" for more information.

### Risks of ordinary market conditions

Credit	Management
Derivatives	Market
Hedging risk (hedged share class)	Sampling index replication
Index replication	Sustainable Investment
Interest rate	Use of techniques and Instruments
Investment fund	

### Risks of unusual market conditions

Counterparty	Liquidity
Operational	Standard practices
Default	

**Risk management method**                      Commitment



## Planning Your Investment

Designed for Investors who understand the risks of the sub-fund and plan to invest for at least 4 years.

The sub-fund may appeal to investors who:

- are interested in investment growth in the long term
- are looking to replicate the performance of the Index while accepting its associated risks and volatility

**Business day** Any day that is a day when Euronext Paris is fully open.

**Transaction Day** Requests received and accepted by 14:00 CET on a Business day will ordinarily be processed on the NAV of the first business day (including the business day when the relevant requests are received) that is also a full bank business day in USA market. Transaction settlement will occur within two Business days after the relevant transaction day.

In addition, technical net asset values ("T-NAV") may be calculated and published for any calendar day (excluding Saturdays and Sundays) that is neither a business day nor a transaction day. These T-NAV are merely indicative and will not be the basis for purchasing, switching, redeeming and/or transferring shares.

**NAV publication Day :** Transaction Day +1

**Switching in/out** Permitted

## MAIN SHARE CLASSES AND FEES

Share class	Currency	Min initial Investment*	Fees for share transactions		Annual fees	
			Purchase (max)	Switch (max)	Management (max)	Administration (max)
AE	EUR	-	4.50%	1.00%	0.25%	0.10%
IE	EUR	USD 500,000	2.50%	1.00%	0.05%	0.10%
UCITS ETF DR	USD	USD 1,000,000	3.00%	1.00%	0.04%	0.10%

See section "Notes on sub-fund Costs" in the prospectus. Other share classes may be available. For a current listing of available classes, go to [amundi.lu/amundi-index-solutions](http://amundi.lu/amundi-index-solutions)

\* Those minimums are applied in USD or in the equivalent amount, in the relevant share class currency.

## Index provider disclaimer

"Bloomberg®" and Bloomberg MSCI US Corporate ESG Sustainability SRI Index are service marks of Bloomberg Finance L.P. and its affiliates, including Bloomberg Index Services Limited ("BISL"), the administrator of the index (collectively, "Bloomberg"), and have been licensed for use for certain purposes by Amundi Asset Management.

The Sub-Funds are not sponsored, endorsed, sold or promoted by Bloomberg. Bloomberg does not make any representation or warranty, express or implied, to the owners of or counterparties to the AMUNDI INDEX US CORP SRI or any member of the public regarding the advisability of investing in securities generally or in the AMUNDI INDEX US CORP SRI particularly. The only relationship of Bloomberg to Amundi Asset Management is the licensing of certain trademarks, trade names and service marks and of the Bloomberg MSCI US Corporate ESG Sustainability SRI Index, which is determined, composed and calculated by BISL without regard to Amundi Asset Management or the AMUNDI INDEX US CORP SRI. Bloomberg has no obligation to take the needs of Amundi Asset Management or the owners of the AMUNDI INDEX US CORP SRI into consideration in determining, composing or calculating the Bloomberg MSCI US Corporate ESG Sustainability SRI Index. Bloomberg is not responsible for and has not participated in the determination of the timing of, prices at, or quantities of the AMUNDI INDEX US CORP SRI to be issued. Bloomberg shall not have any obligation or liability, including, without limitation, to AMUNDI INDEX US CORP SRI customers, in connection with the administration, marketing or trading of the AMUNDI INDEX US CORP SRI.

BLOOMBERG DOES NOT GUARANTEE THE ACCURACY AND/OR THE COMPLETENESS OF THE BLOOMBERG MSCI US CORPORATE ESG SUSTAINABILITY SRI INDEX OR ANY DATA RELATED THERETO AND SHALL HAVE NO LIABILITY FOR ANY ERRORS, OMISSIONS OR INTERRUPTIONS THEREIN. BLOOMBERG DOES NOT MAKE ANY WARRANTY, EXPRESS OR IMPLIED, AS TO RESULTS TO BE OBTAINED BY AMUNDI ASSET MANAGEMENT, OWNERS OF THE AMUNDI INDEX US CORP SRI OR ANY OTHER PERSON OR ENTITY FROM THE USE OF THE BLOOMBERG MSCI US CORPORATE ESG SUSTAINABILITY SRI INDEX OR ANY DATA RELATED THERETO. BLOOMBERG DOES NOT MAKE ANY EXPRESS OR IMPLIED WARRANTIES AND EXPRESSLY DISCLAIMS ALL WARRANTIES OF MERCHANTABILITY OR FITNESS FOR A PARTICULAR PURPOSE OR USE WITH RESPECT TO THE BLOOMBERG MSCI US CORPORATE ESG SUSTAINABILITY SRI INDEX OR ANY DATA RELATED THERETO. WITHOUT LIMITING ANY OF THE FOREGOING, TO THE MAXIMUM EXTENT ALLOWED BY LAW, BLOOMBERG, ITS LICENSORS, AND ITS AND THEIR RESPECTIVE EMPLOYEES, CONTRACTORS, AGENTS, SUPPLIERS, AND VENDORS SHALL HAVE NO LIABILITY OR RESPONSIBILITY WHATSOEVER FOR ANY INJURY OR DAMAGES - WHETHER DIRECT, INDIRECT, CONSEQUENTIAL, INCIDENTAL, PUNITIVE OR OTHERWISE - ARISING IN CONNECTION WITH THE AMUNDI INDEX US CORP SRI OR BLOOMBERG MSCI US CORPORATE ESG SUSTAINABILITY SRI INDEX OR ANY DATA OR VALUES RELATING THERETO - WHETHER ARISING FROM THEIR NEGLIGENCE OR OTHERWISE, EVEN IF NOTIFIED OF THE POSSIBILITY THEREOF.

## Objective and Investment Policy

### Objective

To track the performance of Bloomberg MSCI US Aggregate ex Securitized Sustainable SRI Sector Neutral Index (the "Index"), and to minimize the tracking error between the net asset value of the sub-fund and the performance of the Index.

The sub-fund is a financial product that promotes among other characteristics ESG characteristics pursuant to Article 8 of the Disclosure Regulation, as further described in Annex 1 - ESG Related Disclosures to this Prospectus.

### Index Description

- General description of the Index

Bloomberg MSCI US Aggregate ex Securitized Sustainable SRI Sector Neutral Index tracks fixed-rate, investment-grade debt with at least USD500mn par amount outstanding. This index is based on the US Aggregate ex Securitized index (the "Parent Index") and applies additional criteria to include issuers with MSCI ESG Ratings of BBB or higher and negatively screens issuers that are involved in business activities that are restricted because they are inconsistent with certain values-based business involvement criteria and those issuers with a "red" MSCI ESG Controversy Score. Additionally, the market of the three sectors (Treasury, Government-Related and Corporate) are reweighted to match the weights of these three sectors in the US Aggregate ex Securitized Index.

The Index is a Total Return Index : the coupons paid by the Index constituents are included in the index return.

- Index currency: US Dollar
- Index Composition

Bloomberg MSCI US Aggregate ex Securitized Sustainable SRI Sector Neutral Index includes Treasury, Government-Related, and Corporate senior and subordinated bonds with at least one year until final maturity, regardless of optionality. In addition, principal and interest must be denominated in USD with USD500mn minimum par amount outstanding.

Then, filters are applied as further described in Annex 1 - ESG Related Disclosures to this Prospectus.

- Index Revision

The Index rebalancing is planned monthly.

- Index Publication

The Index is calculated and published by Bloomberg .

Bloomberg MSCI US Aggregate ex Securitized Sustainable SRI Sector Neutral Index value is available via Bloomberg. At the date of the prospectus, the ticker is: I37163US

Bloomberg index methodology, composition, revision rules and additional information concerning the Index underlying components are available on bloomberg.com

## Management Process

The exposure to the Index will be achieved through a direct replication, mainly by making direct investments in transferable securities and/or other eligible assets representing the Index constituents.

The sub-fund intends to implement a sampled replication model in order to track the performance of the Index and it is therefore not expected that the sub-fund will hold each and every underlying component of the Index at all times or hold them in the same proportion as their weightings in the Index. The sub-fund may also hold some securities which are not underlying components of the Index.

The sub-fund integrates sustainability risks and takes into account principal adverse impacts of investments on sustainability factors in its investment process as outlined in more detail in section "Sustainable Investing" of this prospectus and will not hold any securities of companies involved in the production or sale of controversial weapons, or companies in breach of international conventions on Human or Labor Rights, or companies involved in controversial industries: tobacco, thermal coal, nuclear weapons or unconventional oil & gas as defined in "Replication Methods".

### Tracking Error

The tracking error measures the volatility of the difference between the return of the sub-fund and the return of the Index. In normal market conditions, it is anticipated that the sub-fund will track the performance of the Index with a tracking error of up to 1%. The return, used to compute the tracking error of the sub-fund, is determined before taking into account any swing pricing mechanism.

### Techniques and instruments on securities and Derivatives

In order to deal with inflows and outflows and also with some local market specificities (market access and liquidity, local tax); the Investment Manager will be able to combine the direct replication with a replication through derivatives such as amongst other futures. In case of such replication, the sub-fund may hold deposits while keeping full exposure to the Index.

The sub-fund may enter into any efficient portfolio management techniques and instruments relating to transferable securities and money market instruments, such as securities lending and borrowing, reverse purchase agreement and repurchase agreement for the purposes of efficient portfolio management as described and in compliance with sections "Techniques and Instruments on Securities Financing Transactions" and "Replication Methods" of this prospectus. In particular, such techniques and instruments may be used in order to generate additional income.

The maximum and expected proportions of the sub-fund's assets that can be subject to SFT and TRS are disclosed in the table "USE OF SECURITIES FINANCING TRANSACTIONS AND TOTAL RETURN SWAPS".

**Sub-fund base currency** : US Dollar

### Investment Manager

Amundi Asset Management

## Main Risks

See "*Risk Descriptions*" for more information.

### Risks of ordinary market conditions

Credit	Investment fund
Currency	Management
Derivatives	Market
Hedging risk (hedged share class)	Sampling index replication
Index replication	Sustainable Investment
Interest rate	Use of techniques and Instruments
Listing market liquidity (ETF share class)	

### Risks of unusual market conditions

Counterparty	Liquidity
Operational	Standard practices
Default	

**Risk management method** : Commitment

## Planning Your Investment

Designed for Investors who understand the risks of the sub-fund and plan to invest for at least 4 Years.

The sub-fund may appeal to investors who:

- are interested in investment growth in the long term
- are looking to replicate the performance of the Index while accepting its associated risks and volatility

**Business day** Any day that is a day when Euronext Paris is fully open.

**Transaction Day** Requests received and accepted by 14:00 CET on a Business day will ordinarily be processed on the NAV of the first business day (including the business day when the relevant requests are received) that is also a full bank business day in USA market. Transaction settlement will occur within two Business days after the relevant transaction day.

In addition, technical net asset values ("T-NAV") may be calculated and published for any calendar day (excluding Saturdays and Sundays) that is neither a business day nor a transaction day. These T-NAV are merely indicative and will not be the basis for purchasing, switching, redeeming and/or transferring shares.

**NAV publication Day :** Transaction Day +1

**Switching in/out** Permitted

## MAIN SHARE CLASSES AND FEES

Share class	Currency	Min initial Investment*	Fees for share transactions		Annual fees	
			Purchase (max)	Switch (max)	Management (max)	Administration (max)
UCITS ETF DIST	USD	USD 1,000,000	3.00%	1.00%	0.06%	0.10%
UCITS ETF - EUR HEDGED	EUR	USD 1,000,000	3.00%	1.00%	0.08%	0.10%

See section "Notes on sub-fund Costs" in the prospectus. Other share classes may be available. For a current listing of available classes, go to [amundi.lu/amundi-index-solutions](http://amundi.lu/amundi-index-solutions)

\* Those minimums are applied in USD or in the equivalent amount, in the relevant share class currency.

## Index provider disclaimer

"Bloomberg®" and Bloomberg MSCI US Aggregate ex Securitized Sustainable SRI Sector Neutral Index are service marks of Bloomberg Finance L.P. and its affiliates, including Bloomberg Index Services Limited ("BISL"), the administrator of the index (collectively, "Bloomberg"), and have been licensed for use for certain purposes by Amundi Asset Management.

The Sub-Funds are not sponsored, endorsed, sold or promoted by Bloomberg. Bloomberg does not make any representation or warranty, express or implied, to the owners of or counterparties to the AMUNDI US AGG SRI or any member of the public regarding the advisability of investing in securities generally or in the AMUNDI US AGG SRI particularly. The only relationship of Bloomberg to Amundi Asset Management is the licensing of certain trademarks, trade names and service marks and of the Bloomberg MSCI US Aggregate ex Securitized Sustainable SRI Sector Neutral Index, which is determined, composed and calculated by BISL without regard to Amundi Asset Management or the AMUNDI US AGG SRI. Bloomberg has no obligation to take the needs of Amundi Asset Management or the owners of the AMUNDI US AGG SRI into consideration in determining, composing or calculating the Bloomberg MSCI US Aggregate ex Securitized Sustainable SRI Sector Neutral Index. Bloomberg is not responsible for and has not participated in the determination of the timing of, prices at, or quantities of the AMUNDI US AGG SRI to be issued. Bloomberg shall not have any obligation or liability, including, without limitation, to AMUNDI US AGG SRI customers, in connection with the administration, marketing or trading of the AMUNDI US AGG SRI.

BLOOMBERG DOES NOT GUARANTEE THE ACCURACY AND/OR THE COMPLETENESS OF THE BLOOMBERG MSCI US AGGREGATE EX SECURITIZED SUSTAINABLE SRI SECTOR NEUTRAL INDEX OR ANY DATA RELATED THERETO AND SHALL HAVE NO LIABILITY FOR ANY ERRORS, OMISSIONS OR INTERRUPTIONS THEREIN. BLOOMBERG DOES NOT MAKE ANY WARRANTY, EXPRESS OR IMPLIED, AS TO RESULTS TO BE OBTAINED BY AMUNDI ASSET MANAGEMENT, OWNERS OF THE AMUNDI US AGG SRI OR ANY OTHER PERSON OR ENTITY FROM THE USE OF THE BLOOMBERG MSCI US AGGREGATE EX SECURITIZED SUSTAINABLE SRI SECTOR NEUTRAL INDEX OR ANY DATA RELATED THERETO. BLOOMBERG DOES NOT MAKE ANY EXPRESS OR IMPLIED WARRANTIES AND EXPRESSLY DISCLAIMS ALL WARRANTIES OF MERCHANTABILITY OR FITNESS FOR A PARTICULAR PURPOSE OR USE WITH RESPECT TO THE BLOOMBERG MSCI US AGGREGATE EX SECURITIZED SUSTAINABLE SRI SECTOR NEUTRAL INDEX OR ANY DATA RELATED THERETO. WITHOUT LIMITING ANY OF THE FOREGOING, TO THE MAXIMUM EXTENT ALLOWED BY LAW, BLOOMBERG, ITS LICENSORS, AND ITS AND THEIR RESPECTIVE EMPLOYEES, CONTRACTORS, AGENTS, SUPPLIERS, AND VENDORS SHALL HAVE NO LIABILITY OR RESPONSIBILITY WHATSOEVER FOR ANY INJURY OR DAMAGES - WHETHER DIRECT, INDIRECT, CONSEQUENTIAL, INCIDENTAL, PUNITIVE OR OTHERWISE - ARISING IN CONNECTION WITH THE AMUNDI US AGG SRI OR BLOOMBERG MSCI US AGGREGATE EX SECURITIZED SUSTAINABLE SRI SECTOR NEUTRAL INDEX OR ANY DATA OR VALUES RELATING THERETO - WHETHER ARISING FROM THEIR NEGLIGENCE OR OTHERWISE, EVEN IF NOTIFIED OF THE POSSIBILITY THEREOF.

# AMUNDI USD CORPORATE BOND 0-3Y SRI

## Objective and Investment Policy

### Objective

To track the performance of Bloomberg MSCI US Corporate 0-3 Year ESG Sustainability SRI Index (the "Index"), and to minimize the tracking error between the net asset value of the sub-fund and the performance of the Index. The sub-fund is a financial product that promotes among other characteristics ESG characteristics pursuant to Article 8 of the Disclosure Regulation, as further described in Annex 1 - ESG Related Disclosures to this Prospectus.

### Index Description

- General description of the Index

Bloomberg MSCI US Corporate 0-3 Year ESG Sustainability SRI Index is a bond index representative of the investment grade, USD-denominated corporate bonds universe that follows the rules of the Bloomberg US Aggregate Corporate Index (the "Parent Index") with a remaining maturity between 1 month and 3 years at the end of each month and applies additional maturity and ESG criteria for security eligibility.

The Index is a Total Return Index : the coupons paid by the Index constituents are included in the index return.

- Index currency: US Dollar
- Index Composition

The applicable universe includes all securities that compose the Parent Index (i.e. USD-denominated, fixed-rate investment-grade corporate bonds publicly issued) with a remaining maturity between 1 month and 3 years at the end of each month ; and a minimum per amount outstanding of USD 300 million. Inclusion in the Index is based on the currency denomination of a bond and not the country of risk of the issuer.

Then, filters are applied as further described in Annex 1 - ESG Related Disclosures to this Prospectus.

- Index Revision

The Index rebalancing is planned monthly.

- Index Publication

The Index is calculated and published by Bloomberg .

Bloomberg MSCI US Corporate 0-3 Year ESG Sustainability SRI Index value is available via Bloomberg. At the date of the prospectus, the ticker is: I37481US

Bloomberg index methodology, composition, revision rules and additional information concerning the Index underlying components are available on bloomberg.com

## Management Process

The exposure to the Index will be achieved through a direct replication, mainly by making direct investments in transferable securities and/or other eligible assets representing the Index constituents.

The sub-fund intends to implement a sampled replication model in order to track the performance of the Index and it is therefore not expected that the sub-fund will hold each and every underlying component of the Index at all times or hold them in the same proportion as their weightings in the Index. The sub-fund may also hold some securities which are not underlying components of the Index.

The sub-fund integrates sustainability risks and takes into account principal adverse impacts of investments on sustainability factors in its investment process as outlined in more detail in section "Sustainable Investing" of this prospectus and will not hold any securities of companies involved in the production or sale of controversial weapons, or companies in breach of international conventions on Human or Labor Rights, or companies involved in controversial industries: tobacco, thermal coal, nuclear weapons or unconventional oil & gas as defined in "Replication Methods".

### Tracking Error

The tracking error measures the volatility of the difference between the return of the sub-fund and the return of the Index. In normal market conditions, it is anticipated that the sub-fund will track the performance of the Index with a tracking error of up to 1%. The return, used to compute the tracking error of the sub-fund, is determined before taking into account any swing pricing mechanism.

### Techniques and instruments on securities and Derivatives

In order to deal with inflows and outflows and also with some local market specificities (market access and liquidity, local tax); the Investment Manager will be able to combine the direct replication with a replication through derivatives such as amongst other futures. In case of such replication, the sub-fund may hold deposits while keeping full exposure to the Index.

The sub-fund may enter into any efficient portfolio management techniques and instruments relating to transferable securities and money market instruments, such as securities lending and borrowing, reverse purchase agreement and repurchase agreement for the purposes of efficient portfolio management as described and in compliance with sections "Techniques and Instruments on Securities Financing Transactions" and "Replication Methods" of this prospectus. In particular, such techniques and instruments may be used in order to generate additional income.

The maximum and expected proportions of the sub-fund's assets that can be subject to SFT and TRS are disclosed in the table "USE OF SECURITIES FINANCING TRANSACTIONS AND TOTAL RETURN SWAPS".

**Sub-fund base currency** : US Dollar

### Investment Manager

Amundi Asset Management

## Main Risks

See "*Risk Descriptions*" for more information.

### Risks of ordinary market conditions

Credit	Investment fund
Currency	Management
Derivatives	Market
Hedging risk (hedged share class)	Sampling index replication
Index replication	Sustainable Investment
Interest rate	Use of techniques and Instruments
Listing market liquidity (ETF share class)	

### Risks of unusual market conditions

Counterparty	Liquidity
Operational	Standard practices
Default	

**Risk management method** : Commitment

## Planning Your Investment

Designed for Investors who understand the risks of the sub-fund and plan to invest for at least 4 Years.

The sub-fund may appeal to investors who:

- are interested in investment growth in the long term
- are looking to replicate the performance of the Index while accepting its associated risks and volatility

**Business day** Any day that is a day when Euronext Paris is fully open.

**Transaction Day** Requests received and accepted by 14:00 CET on a Business day will ordinarily be processed on the NAV of the first business day (including the business day when the relevant requests are received) that is also a full bank business day in USA market. Transaction settlement will occur within two Business days after the relevant transaction day.

In addition, technical net asset values ("T-NAV") may be calculated and published for any calendar day (excluding Saturdays and Sundays) that is neither a business day nor a transaction day. These T-NAV are merely indicative and will not be the basis for purchasing, switching, redeeming and/or transferring shares.

**NAV publication Day :** Transaction Day +1

**Switching in/out** Permitted

## MAIN SHARE CLASSES AND FEES

Share class	Currency	Min initial Investment*	Fees for share transactions		Annual fees	
			Purchase (max)	Switch (max)	Management (max)	Administration (max)
UCITS ETF	USD	USD 1,000,000	3.00%	1.00%	0.03%	0.07%

See section "Notes on sub-fund Costs" in the prospectus. Other share classes may be available. For a current listing of available classes, go to [amundi.lu/amundi-index-solutions](http://amundi.lu/amundi-index-solutions)

\* Those minimums are applied in USD or in the equivalent amount, in the relevant share class currency.

## Index provider disclaimer

"Bloomberg®" and Bloomberg MSCI US Corporate 0-3 Year ESG Sustainability SRI Index are service marks of Bloomberg Finance L.P. and its affiliates, including Bloomberg Index Services Limited ("BISL"), the administrator of the index (collectively, "Bloomberg"), and have been licensed for use for certain purposes by Amundi Asset Management.

The Sub-Funds are not sponsored, endorsed, sold or promoted by Bloomberg. Bloomberg does not make any representation or warranty, express or implied, to the owners of or counterparties to the AMUNDI USD CORPORATE BOND 0-3Y SRI or any member of the public regarding the advisability of investing in securities generally or in the AMUNDI USD CORPORATE BOND 0-3Y SRI particularly. The only relationship of Bloomberg to Amundi Asset Management is the licensing of certain trademarks, trade names and service marks and of the Bloomberg MSCI US Corporate 0-3 Year ESG Sustainability SRI Index, which is determined, composed and calculated by BISL without regard to Amundi Asset Management or the AMUNDI USD CORPORATE BOND 0-3Y SRI. Bloomberg has no obligation to take the needs of Amundi Asset Management or the owners of the AMUNDI USD CORPORATE BOND 0-3Y SRI into consideration in determining, composing or calculating the Bloomberg MSCI US Corporate 0-3 Year ESG Sustainability SRI Index. Bloomberg is not responsible for and has not participated in the determination of the timing of, prices at, or quantities of the AMUNDI USD CORPORATE BOND 0-3Y SRI to be issued. Bloomberg shall not have any obligation or liability, including, without limitation, to AMUNDI USD CORPORATE BOND 0-3Y SRI customers, in connection with the administration, marketing or trading of the AMUNDI USD CORPORATE BOND 0-3Y SRI.

BLOOMBERG DOES NOT GUARANTEE THE ACCURACY AND/OR THE COMPLETENESS OF THE BLOOMBERG MSCI US CORPORATE 0-3 YEAR ESG SUSTAINABILITY SRI INDEX OR ANY DATA RELATED THERETO AND SHALL HAVE NO LIABILITY FOR ANY ERRORS, OMISSIONS OR INTERRUPTIONS THEREIN. BLOOMBERG DOES NOT MAKE ANY WARRANTY, EXPRESS OR IMPLIED, AS TO RESULTS TO BE OBTAINED BY AMUNDI ASSET MANAGEMENT, OWNERS OF THE AMUNDI USD CORPORATE BOND 0-3Y SRI OR ANY OTHER PERSON OR ENTITY FROM THE USE OF THE BLOOMBERG MSCI US CORPORATE 0-3 YEAR ESG SUSTAINABILITY SRI INDEX OR ANY DATA RELATED THERETO. BLOOMBERG DOES NOT MAKE ANY EXPRESS OR IMPLIED WARRANTIES AND EXPRESSLY DISCLAIMS ALL WARRANTIES OF MERCHANTABILITY OR FITNESS FOR A PARTICULAR PURPOSE OR USE WITH RESPECT TO THE BLOOMBERG MSCI US CORPORATE 0-3 YEAR ESG SUSTAINABILITY SRI INDEX OR ANY DATA RELATED THERETO. WITHOUT LIMITING ANY OF THE FOREGOING, TO THE MAXIMUM EXTENT ALLOWED BY LAW, BLOOMBERG, ITS LICENSORS, AND ITS AND THEIR RESPECTIVE EMPLOYEES, CONTRACTORS, AGENTS, SUPPLIERS, AND VENDORS SHALL HAVE NO LIABILITY OR RESPONSIBILITY WHATSOEVER FOR ANY INJURY OR DAMAGES - WHETHER DIRECT, INDIRECT, CONSEQUENTIAL, INCIDENTAL, PUNITIVE OR OTHERWISE - ARISING IN CONNECTION WITH THE AMUNDI USD CORPORATE BOND 0-3Y SRI OR BLOOMBERG MSCI US CORPORATE 0-3 YEAR ESG SUSTAINABILITY SRI INDEX OR ANY DATA OR VALUES RELATING THERETO - WHETHER ARISING FROM THEIR NEGLIGENCE OR OTHERWISE, EVEN IF NOTIFIED OF THE POSSIBILITY THEREOF.

# AMUNDI MSCI EMU CLIMATE NET ZERO AMBITION PAB

## Objective and Investment Policy

### Objective

To track the performance of MSCI EMU Climate Paris Aligned Filtered Index (the "Index"), and to minimize the tracking error between the net asset value of the sub-fund and the performance of the Index.

The sub-fund is a financial product that promotes among other characteristics ESG characteristics pursuant to Article 8 of the Disclosure Regulation, as further described in Annex 1 - ESG Related Disclosures to this Prospectus.

### Index Description

- General description of the Index

MSCI EMU Climate Paris Aligned Filtered Index is an equity index based on the MSCI EMU index representative of the large and mid-cap stocks across developed market countries in the European Economic and Monetary Union (the "Parent Index"). The Index is designed to support investors seeking to reduce their exposure to transition and physical climate risks and who wish to pursue opportunities arising from the transition to a lower-carbon economy, while aligning with the Paris Agreement requirements. The Index incorporates the Task Force on Climate-Related Financial Disclosures (TCFD) recommendations and are designed to exceed the minimum standards of the EU Paris-Aligned Benchmark.

The Index is a Net Total Return Index: dividends net of tax paid by the index constituents are included in the Index return.

- Index currency: Euro
- Index Composition

MSCI EMU Climate Paris Aligned Filtered Index is constructed using an optimization process that aims to achieve replicability and investability.

The Index features exclusions as further described in Annex 1 - ESG Related Disclosures to this Prospectus.

- Index Revision

The Index rebalancing is planned semi-annually.

- Index Publication

The Index is calculated and published by MSCI("MSCI").

MSCI official indices are calculated using:

- the official closing prices of the stock exchanges on which the component securities are traded;
- the WM Reuters closing (16:00 GMT) exchange rates.

MSCI EMU Climate Paris Aligned Filtered Index value is available via Bloomberg. At the date of the prospectus, the ticker is: MXEMUPNE

The performance tracked is the closing price of the MSCI EMU Climate Paris Aligned Filtered Index.

MSCI index methodology, composition, revision rules and additional information concerning the Index underlying components are available on [msci.com](https://www.msci.com)

## Management Process

The exposure to the Index will be achieved through a direct replication, mainly by making direct investments in transferable securities and/or other eligible assets representing the Index constituents in a proportion extremely close to their proportion in the Index.

The sub-fund integrates sustainability risks and takes into account principal adverse impacts of investments on sustainability factors in its investment process as outlined in more detail in section "Sustainable Investing" of this prospectus and will not hold any securities of companies involved in the production or sale of controversial weapons, or companies in breach of international conventions on Human or Labor Rights, or companies involved in controversial industries: tobacco, thermal coal, nuclear weapons or unconventional oil & gas as defined in "Replication Methods".

**Plan d'Epargne en Actions (PEA) :** Eligible

**German Investment Tax Act :** At least 60% of the sub-fund's net asset value is continuously invested in equities listed on a stock exchange or traded on an organized market. For the sake of clarity investments in Real Estate Investment Trusts (as such term is defined by the German Ministry of Finance) and UCITS or UCIs are not included in this percentage.

### Tracking Error

The tracking error measures the volatility of the difference between the return of the sub-fund and the return of the Index. In normal market conditions, it is anticipated that the sub-fund will track the performance of the Index with a tracking error of up to 1%. The return, used to compute the tracking error of the sub-fund, is determined before taking into account any swing pricing mechanism.

### Techniques and instruments on securities and Derivatives

In order to deal with inflows and outflows and also with some local market specificities (market access and liquidity, local tax); the Investment Manager will be able to combine the direct replication with a replication through derivatives such as amongst other futures. In case of such replication, the sub-fund may hold deposits while keeping full exposure to the Index.

The sub-fund may enter into any efficient portfolio management techniques and instruments relating to transferable securities and money market instruments, such as securities lending and borrowing, reverse purchase agreement and repurchase agreement for the purposes of efficient portfolio management as described and in compliance with sections "Techniques and Instruments on Securities Financing Transactions" and "Replication Methods" of this prospectus. In particular, such techniques and instruments may be used in order to generate additional income.

The maximum and expected proportions of the sub-fund's assets that can be subject to SFT and TRS are disclosed in the table "USE OF SECURITIES FINANCING TRANSACTIONS AND TOTAL RETURN SWAPS".

**Sub-fund base currency :** Euro

### Investment Manager

Amundi Asset Management

## Main Risks

See "Risk Descriptions" for more information.

### Risks of ordinary market conditions

The Fund has high volatility due to its exposure to equity markets

Derivatives	Management
Equity	Market
Index replication	Sustainable Investment
Investment fund	Use of techniques and Instruments
Listing market liquidity (ETF share class)	

### Risks of unusual market conditions

Counterparty	Liquidity
Operational	Standard practices
<b>Risk management method</b>	Commitment

## Planning Your Investment

Designed for Investors who understand the risks of the sub-fund and plan to invest for at least 5 years.

The sub-fund may appeal to investors who:

- are interested in investment growth in the long term
- are looking to replicate the performance of the Index while accepting its associated risks and volatility

**Business day** Any day that is a day when Euronext Paris is fully open.

**Transaction Day** Requests received and accepted by 14:00 CET on a Business day will ordinarily be processed on the NAV of the first business day (including the business day when the relevant requests are received), that is also a full bank business day in France market and in Germany market. Transaction settlement will occur within two Business days after the relevant transaction day.

In addition, technical net asset values ("T-NAV") may be calculated and published for any calendar day (excluding Saturdays and Sundays) that is neither a business day nor a transaction day. These T-NAV are merely indicative and will not be the basis for purchasing, switching, redeeming and/or transferring shares.

**NAV publication Day :** Transaction Day +1

**Switching in/out** Permitted

## MAIN SHARE CLASSES AND FEES

Share class	Currency	Min initial Investment*	Fees for share transactions		Annual fees	
			Purchase (max)	Switch (max)	Management (max)	Administration (max)
IE	EUR	USD 500,000	2.50%	1.00%	0.08%	0.10%
UCITS ETF	EUR	euros 1,000,000	3.00%	1.00%	0.08%	0.10%

See section "Notes on sub-fund Costs" in the prospectus. Other share classes may be available. For a current listing of available classes, go to [amundi.lu/amundi-index-solutions](http://amundi.lu/amundi-index-solutions)

\* Those minimums are applied in USD or in the equivalent amount, in the relevant share class currency.

## Index provider disclaimer

AMUNDI MSCI EMU CLIMATE NET ZERO AMBITION PAB (THE "SUB-FUND") IS NOT SPONSORED, ENDORSED, SOLD OR PROMOTED BY MSCI INC. ("MSCI"), ANY OF ITS AFFILIATES, ANY OF ITS INFORMATION PROVIDERS OR ANY THIRD PARTY INVOLVED IN, OR RELATED TO, COMPILING OR CREATING ANY MSCI INDEX (COLLECTIVELY, THE "MSCI PARTIES"). THE MSCI INDICES ARE THE EXCLUSIVE PROPERTY OF MSCI AND ARE SERVICE MARKS OF MSCI OR ITS AFFILIATES. THE MSCI INDICES HAVE BEEN LICENSED FOR USE FOR CERTAIN PURPOSES BY AMUNDI. NONE OF THE MSCI PARTIES MAKES ANY REPRESENTATION OR WARRANTY, EXPRESS OR IMPLIED, TO THE ISSUER OR OWNERS OF THIS SUB-FUND OR ANY OTHER PERSON OR ENTITY REGARDING THE ADVISABILITY OF INVESTING IN SUB-FUNDS GENERALLY OR IN THIS PARTICULAR SUB-FUND OR THE ABILITY OF ANY MSCI INDEX TO TRACK CORRESPONDING STOCK MARKET PERFORMANCE. MSCI OR ITS AFFILIATES ARE THE LICENSORS OF CERTAIN TRADEMARKS, SERVICE MARKS AND TRADE NAMES AND OF THE MSCI INDICES WHICH ARE DETERMINED, COMPOSED AND CALCULATED BY MSCI WITHOUT REGARD TO AMUNDI OR THIS SUB-FUND OR THIS SUB-FUND'S UNITHOLDERS OR ANY OTHER PERSON OR ENTITY.

NONE OF THE MSCI PARTIES HAS ANY OBLIGATION TO TAKE THE NEEDS OF THE AMUNDI, THIS SUB-FUND'S UNITHOLDERS OR ANY OTHER PERSON OR ENTITY INTO CONSIDERATION IN DETERMINING, COMPOSING OR CALCULATING THE MSCI INDICES. NONE OF THE MSCI PARTIES IS RESPONSIBLE FOR OR HAS PARTICIPATED IN DETERMINATION OF THE TIMING OF, PRICES AT, OR QUANTITIES OF THIS SUB-FUND TO BE ISSUED OR IN THE DETERMINATION OR CALCULATION OF THE EQUATION BY OR THE CONSIDERATION INTO WHICH THIS SUB-FUND IS REDEEMABLE. FURTHERMORE, NONE OF THE MSCI PARTIES HAS ANY OBLIGATION OR LIABILITY TO THE ISSUER OR OWNERS OF THIS SUB-FUND OR ANY OTHER PERSON OR ENTITY IN CONNECTION WITH THE ADMINISTRATION, MARKETING OR OFFERING OF THIS SUB-FUND.

ALTHOUGH MSCI SHALL OBTAIN INFORMATION FOR INCLUSION IN OR FOR USE IN THE CALCULATION OF THE MSCI INDICES FROM SOURCES THAT MSCI CONSIDERS RELIABLE, NONE OF THE MSCI PARTIES WARRANTS OR GUARANTEES THE ORIGINALITY, ACCURACY AND/OR THE COMPLETENESS OF ANY MSCI INDEX OR ANY DATA INCLUDED THEREIN. NONE OF THE MSCI PARTIES MAKES ANY WARRANTY, EXPRESS OR IMPLIED, AS TO RESULTS TO BE OBTAINED BY THE ISSUER OF THE SUB-FUND, OWNERS OF THE SUB-FUND, OR ANY OTHER PERSON OR ENTITY, FROM THE USE OF ANY MSCI INDEX OR ANY DATA INCLUDED THEREIN. NONE OF THE MSCI PARTIES SHALL HAVE ANY LIABILITY FOR ANY ERRORS, OMISSIONS OR INTERRUPTIONS OF OR IN CONNECTION WITH ANY MSCI INDEX OR ANY DATA INCLUDED THEREIN. FURTHERMORE, NONE OF THE MSCI PARTIES MAKES ANY EXPRESS OR IMPLIED WARRANTIES OF ANY KIND, AND THE MSCI PARTIES HEREBY EXPRESSLY DISCLAIM ALL WARRANTIES OF MERCHANTABILITY AND FITNESS FOR A PARTICULAR PURPOSE, WITH RESPECT TO EACH MSCI INDEX AND ANY DATA INCLUDED THEREIN. WITHOUT LIMITING ANY OF THE FOREGOING, IN NO EVENT SHALL ANY OF THE MSCI PARTIES HAVE ANY LIABILITY FOR ANY DIRECT, INDIRECT, SPECIAL, PUNITIVE, CONSEQUENTIAL OR ANY OTHER DAMAGES (INCLUDING LOST PROFITS) EVEN IF NOTIFIED OF THE POSSIBILITY OF SUCH DAMAGES.

## Objective and Investment Policy

### Objective

To track the performance of Bloomberg China Treasury + Policy Bank Index (the "Index"), and to minimize the tracking error between the net asset value of the sub-fund and the performance of the Index.

### Index Description

- General description of the Index

Bloomberg China Treasury + Policy Bank Index is a bond index representative of CNY-denominated fixed rate Treasury and Policy Bank securities listed on the China Interbank market.

The Index is a Total Return Index : the coupons paid by the Index constituents are included in the index return.

- Index currency: US Dollar
- Index Composition

The Index includes CNY denominated fixed-rate Treasuries and Policy Bank debt issued in China Interbank market. The securities must have an amount outstanding par value of at least CNY 5Billion and a remaining maturity of at least 1 year to be eligible for inclusion in the Index.

- Index Revision

The Index rebalancing is planned monthly.

- Index Publication

The Index is calculated and published by Bloomberg .

Bloomberg China Treasury + Policy Bank Index value is available via Bloomberg. At the date of the prospectus, the ticker is: I32561US

Bloomberg index methodology, composition, revision rules and additional information concerning the Index underlying components are available on bloomberg.com

(1) This sub-fund is not an index-tracking sub-fund within the meaning of the article 44 of the Law dated December 17, 2010

## Management Process

The exposure to the Index will be achieved through a direct replication, mainly by making direct investments in transferable securities and/or other eligible assets representing the Index constituents.

The sub-fund intends to implement a sampled replication model in order to track the performance of the Index and it is therefore not expected that the sub-fund will hold each and every underlying component of the Index at all times or hold them in the same proportion as their weightings in the Index. The sub-fund may also hold some securities which are not underlying components of the Index.

The sub-fund does not integrate sustainability risks nor take into account principal adverse impact of investments on sustainability factors in its investment process as its objective is to replicate as closely as possible the performance of a benchmark that does not take into consideration such risks in its methodology.

The Sub-Fund does not integrate a consideration of environmentally sustainable economic activities (as prescribed in the Taxonomy Regulation) in its management process. Therefore, for the purpose of the Taxonomy Regulation, it should be noted that the investments underlying the Sub-Fund do not take into account the EU criteria for environmentally sustainable economic activities.

### Tracking Error

The tracking error measures the volatility of the difference between the return of the sub-fund and the return of the Index. In normal market conditions, it is anticipated that the sub-fund will track the performance of the Index with a tracking error of up to 1%. The return, used to compute the tracking error of the sub-fund, is determined before taking into account any swing pricing mechanism.

### Techniques and instruments on securities and Derivatives

In order to deal with inflows and outflows and also with some local market specificities (market access and liquidity, local tax); the Investment Manager will be able to combine the direct replication with a replication through derivatives such as amongst other futures. In case of such replication, the sub-fund may hold deposits while keeping full exposure to the Index.

The sub-fund may enter into any efficient portfolio management techniques and instruments relating to transferable securities and money market instruments, such as securities lending and borrowing, reverse purchase agreement and repurchase agreement for the purposes of efficient portfolio management as described and in compliance with sections "Techniques and Instruments on Securities Financing Transactions" and "Replication Methods" of this prospectus. In particular, such techniques and instruments may be used in order to generate additional income.

The maximum and expected proportions of the sub-fund's assets that can be subject to SFT and TRS are disclosed in the table "USE OF SECURITIES FINANCING TRANSACTIONS AND TOTAL RETURN SWAPS".

**Sub-fund base currency** : US Dollar

### Investment Manager

Amundi Asset Management

## Main Risks

See "Risk Descriptions" for more information.

### Risks of ordinary market conditions

Credit	Investment fund
Currency	Management
Derivatives	Market
Emerging Market	Sampling index replication
Index replication	Sustainability
Interest rate	Use of techniques and Instruments
Country risk - China	
Listing market liquidity (ETF share class)	

### Risks of unusual market conditions

Counterparty	Liquidity
Operational	Standard practices
Default	

**Risk management method** : Commitment



## Planning Your Investment

Designed for Investors who understand the risks of the sub-fund and plan to invest for at least 4 years.

The sub-fund may appeal to investors who:

- are interested in investment growth in the long term
- are looking to replicate the performance of the Index while accepting its associated risks and volatility

**Business day** Any day that is a day when Euronext Paris is fully open.

**Transaction Day** Requests received and accepted by 14:00 CET on a Business day will ordinarily be processed on the NAV of the first following day that is a business day and also a full bank business day in China market. Transaction settlement will occur within two Business days after the relevant transaction day.

In addition, technical net asset values ("T-NAV") may be calculated and published for any calendar day (excluding Saturdays and Sundays) that is neither a business day nor a transaction day. These T-NAV are merely indicative and will not be the basis for purchasing, switching, redeeming and/or transferring shares.

**NAV publication Day :** Transaction Day +1

**Switching in/out** Permitted

## MAIN SHARE CLASSES AND FEES

			Fees for share transactions		Annual fees	
Share class	Currency	Min initial Investment*	Purchase (max)	Switch (max)	Management (max)	Administration (max)
UCITS ETF DR	USD	USD 1,000,000	3.00%	1.00%	0.10%	0.10%

See section "Notes on sub-fund Costs" in the prospectus. Other share classes may be available. For a current listing of available classes, go to [amundi.lu/amundi-index-solutions](http://amundi.lu/amundi-index-solutions)

\* Those minimums are applied in USD or in the equivalent amount, in the relevant share class currency.

## Index provider disclaimer

"Bloomberg®" and Bloomberg China Treasury + Policy Bank Index are service marks of Bloomberg Finance L.P. and its affiliates, including Bloomberg Index Services Limited ("BISL"), the administrator of the index (collectively, "Bloomberg"), and have been licensed for use for certain purposes by Amundi Asset Management.

The Sub-Funds are not sponsored, endorsed, sold or promoted by Bloomberg. Bloomberg does not make any representation or warranty, express or implied, to the owners of or counterparties to the AMUNDI CHINA CNY BONDS or any member of the public regarding the advisability of investing in securities generally or in the AMUNDI CHINA CNY BONDS particularly. The only relationship of Bloomberg to Amundi Asset Management is the licensing of certain trademarks, trade names and service marks and of the Bloomberg China Treasury + Policy Bank Index, which is determined, composed and calculated by BISL without regard to Amundi Asset Management or the AMUNDI CHINA CNY BONDS. Bloomberg has no obligation to take the needs of Amundi Asset Management or the owners of the AMUNDI CHINA CNY BONDS into consideration in determining, composing or calculating the Bloomberg China Treasury + Policy Bank Index. Bloomberg is not responsible for and has not participated in the determination of the timing of, prices at, or quantities of the AMUNDI CHINA CNY BONDS to be issued. Bloomberg shall not have any obligation or liability, including, without limitation, to AMUNDI CHINA CNY BONDS customers, in connection with the administration, marketing or trading of the AMUNDI CHINA CNY BONDS.

BLOOMBERG DOES NOT GUARANTEE THE ACCURACY AND/OR THE COMPLETENESS OF THE BLOOMBERG CHINA TREASURY + POLICY BANK INDEX OR ANY DATA RELATED THERETO AND SHALL HAVE NO LIABILITY FOR ANY ERRORS, OMISSIONS OR INTERRUPTIONS THEREIN. BLOOMBERG DOES NOT MAKE ANY WARRANTY, EXPRESS OR IMPLIED, AS TO RESULTS TO BE OBTAINED BY AMUNDI ASSET MANAGEMENT, OWNERS OF THE AMUNDI CHINA CNY BONDS OR ANY OTHER PERSON OR ENTITY FROM THE USE OF THE BLOOMBERG CHINA TREASURY + POLICY BANK INDEX OR ANY DATA RELATED THERETO. BLOOMBERG DOES NOT MAKE ANY EXPRESS OR IMPLIED WARRANTIES AND EXPRESSLY DISCLAIMS ALL WARRANTIES OF MERCHANTABILITY OR FITNESS FOR A PARTICULAR PURPOSE OR USE WITH RESPECT TO THE BLOOMBERG CHINA TREASURY + POLICY BANK INDEX OR ANY DATA RELATED THERETO. WITHOUT LIMITING ANY OF THE FOREGOING, TO THE MAXIMUM EXTENT ALLOWED BY LAW, BLOOMBERG, ITS LICENSORS, AND ITS AND THEIR RESPECTIVE EMPLOYEES, CONTRACTORS, AGENTS, SUPPLIERS, AND VENDORS SHALL HAVE NO LIABILITY OR RESPONSIBILITY WHATSOEVER FOR ANY INJURY OR DAMAGES - WHETHER DIRECT, INDIRECT, CONSEQUENTIAL, INCIDENTAL, PUNITIVE OR OTHERWISE - ARISING IN CONNECTION WITH THE AMUNDI CHINA CNY BONDS OR BLOOMBERG CHINA TREASURY + POLICY BANK INDEX OR ANY DATA OR VALUES RELATING THERETO - WHETHER ARISING FROM THEIR NEGLIGENCE OR OTHERWISE, EVEN IF NOTIFIED OF THE POSSIBILITY THEREOF.

# AMUNDI EUR CORPORATE BOND 1-5Y ESG

## Objective and Investment Policy

### Objective

To track the performance of Bloomberg MSCI Euro Corporate 1-5 Year ESG Sustainability SRI Index (the "Index"), and to minimize the tracking error between the net asset value of the sub-fund and the performance of the Index. The sub-fund is a financial product that promotes among other characteristics ESG characteristics pursuant to Article 8 of the Disclosure Regulation, as further described in Annex 1 - ESG Related Disclosures to this Prospectus.

### Index Description

- General description of the Index

Bloomberg MSCI Euro Corporate 1-5 Year ESG Sustainability SRI Bond Index is a fixed-rate, investment-grade corporate bond index that follows the rules of the Bloomberg Euro Aggregate Corporate Index (the "Parent Index") and applies additional ESG criteria for security eligibility.

The Index is a Total Return Index : the coupons paid by the index constituents are included in the index return.

- Index currency: Euro
- Index Composition

The applicable universe includes all securities that compose the Parent Index (i.e. corporate fixed-rate investment-grade Euro denominated bonds with a remaining maturity higher than 1 year and up to, but not including, 5 years and a minimum par amount outstanding of EUR 300 million).

Then, filters are applied, as further described in Annex 1 - ESG Related Disclosures to this Prospectus.

- Index Revision

The Index rebalancing is planned monthly.

- Index Publication

The Index is calculated and published by Bloomberg .

Bloomberg MSCI Euro Corporate 1-5 Year ESG Sustainability SRI Index value is available via Bloomberg. At the date of the prospectus, the ticker is: I37162EU

The performance tracked by the Index is the 4:15pm fixing (London time). Prices used in the Index calculation are bid prices. The initial price for new corporate issues entering the index is the offer side; after the first month, the bid price is used.

Bloomberg index methodology, composition, revision rules and additional information concerning the Index underlying components are available on bloomberg.com

## Management Process

The exposure to the Index will be achieved through a direct replication, mainly by making direct investments in transferable securities and/or other eligible assets representing the Index constituents.

The sub-fund intends to implement a sampled replication model in order to track the performance of the Index and it is therefore not expected that the sub-fund will hold each and every underlying component of the Index at all times or hold them in the same proportion as their weightings in the Index. The sub-fund may also hold some securities which are not underlying components of the Index.

The sub-fund integrates sustainability risks and takes into account principal adverse impacts of investments on sustainability factors in its investment process as outlined in more detail in section "Sustainable Investing" of this prospectus and will not hold any securities of companies involved in the production or sale of controversial weapons, or companies in breach of international conventions on Human or Labor Rights, or companies involved in controversial industries: tobacco, thermal coal, nuclear weapons or unconventional oil & gas as defined in "Replication Methods".

### Tracking Error

The tracking error measures the volatility of the difference between the return of the sub-fund and the return of the Index. In normal market conditions, it is anticipated that the sub-fund will track the performance of the Index with a tracking error of up to 1%. The return, used to compute the tracking error of the sub-fund, is determined before taking into account any swing pricing mechanism.

### Techniques and instruments on securities and Derivatives

In order to deal with inflows and outflows and also with some local market specificities (market access and liquidity, local tax); the Investment Manager will be able to combine the direct replication with a replication through derivatives such as amongst other futures. In case of such replication, the sub-fund may hold deposits while keeping full exposure to the Index.

The sub-fund may enter into any efficient portfolio management techniques and instruments relating to transferable securities and money market instruments, such as securities lending and borrowing, reverse purchase agreement and repurchase agreement for the purposes of efficient portfolio management as described and in compliance with sections "Techniques and Instruments on Securities Financing Transactions" and "Replication Methods" of this prospectus. In particular, such techniques and instruments may be used in order to generate additional income.

The maximum and expected proportions of the sub-fund's assets that can be subject to SFT and TRS are disclosed in the table "USE OF SECURITIES FINANCING TRANSACTIONS AND TOTAL RETURN SWAPS".

**Sub-fund base currency :** Euro

## Main Risks

See "Risk Descriptions" for more information.

### Risks of ordinary market conditions

Credit	Management
Derivatives	Market
Index replication	Sampling index replication
Interest rate	Sustainable Investment
Investment fund	Use of techniques and Instruments
Listing market liquidity (ETF share class)	

### Risks of unusual market conditions

Counterparty	Liquidity
Operational	Standard practices
Default	

**Risk management method** Commitment

## Planning Your Investment

Designed for Investors who understand the risks of the sub-fund and plan to invest for at least 4 years.

The sub-fund may appeal to investors who:

- are interested in investment growth in the long term
- are looking to replicate the performance of the Index while accepting its associated risks and volatility

**Business day** Any day that is a day when Euronext Paris is fully open.

**Transaction Day** Requests received and accepted by 14:00 CET on a Business day will ordinarily be processed on the NAV of the first business day (including the business day when the relevant requests are received) that is also a full bank business day in Germany market and in United Kingdom market. Transaction settlement will occur within two Business days after the relevant transaction day.

In addition, technical net asset values ("T-NAV") may be calculated and published for any calendar day (excluding Saturdays and Sundays) that is neither a business day nor a transaction day. These T-NAV are merely indicative and will not be the basis for purchasing, switching, redeeming and/or transferring shares.

**NAV publication Day :** Transaction Day +1

**Switching in/out** Permitted

## MAIN SHARE CLASSES AND FEES

Share class	Currency	Min initial Investment*	Fees for share transactions		Annual fees	
			Purchase (max)	Switch (max)	Management (max)	Administration (max)
AE	EUR	-	4.50%	1.00%	0.25%	0.10%
IE	EUR	USD 500,000	2.50%	1.00%	0.10%	0.10%
UCITS ETF	EUR	USD 1,000,000	3.00%	1.00%	0.10%	0.10%

See section "Notes on sub-fund Costs" in the prospectus. Other share classes may be available. For a current listing of available classes, go to [amundi.lu/amundi-index-solutions](http://amundi.lu/amundi-index-solutions)

\* Those minimums are applied in USD or in the equivalent amount, in the relevant share class currency.

## Index provider disclaimer

"Bloomberg®" and Bloomberg MSCI Euro Corporate 1-5 Year ESG Sustainability SRI Index are service marks of Bloomberg Finance L.P. and its affiliates, including Bloomberg Index Services Limited ("BISL"), the administrator of the index (collectively, "Bloomberg"), and have been licensed for use for certain purposes by Amundi Asset Management.

The Sub-Funds are not sponsored, endorsed, sold or promoted by Bloomberg. Bloomberg does not make any representation or warranty, express or implied, to the owners of or counterparties to the AMUNDI EUR CORPORATE BOND 1-5Y ESG or any member of the public regarding the advisability of investing in securities generally or in the AMUNDI EUR CORPORATE BOND 1-5Y ESG particularly. The only relationship of Bloomberg to Amundi Asset Management is the licensing of certain trademarks, trade names and service marks and of the Bloomberg MSCI Euro Corporate 1-5 Year ESG Sustainability SRI Index, which is determined, composed and calculated by BISL without regard to Amundi Asset Management or the AMUNDI EUR CORPORATE BOND 1-5Y ESG. Bloomberg has no obligation to take the needs of Amundi Asset Management or the owners of the AMUNDI EUR CORPORATE BOND 1-5Y ESG into consideration in determining, composing or calculating the Bloomberg MSCI Euro Corporate 1-5 Year ESG Sustainability SRI Index. Bloomberg is not responsible for and has not participated in the determination of the timing of, prices at, or quantities of the AMUNDI EUR CORPORATE BOND 1-5Y ESG to be issued. Bloomberg shall not have any obligation or liability, including, without limitation, to AMUNDI EUR CORPORATE BOND 1-5Y ESG customers, in connection with the administration, marketing or trading of the AMUNDI EUR CORPORATE BOND 1-5Y ESG.

BLOOMBERG DOES NOT GUARANTEE THE ACCURACY AND/OR THE COMPLETENESS OF THE BLOOMBERG MSCI EURO CORPORATE 1-5 YEAR ESG SUSTAINABILITY SRI INDEX OR ANY DATA RELATED THERETO AND SHALL HAVE NO LIABILITY FOR ANY ERRORS, OMISSIONS OR INTERRUPTIONS THEREIN. BLOOMBERG DOES NOT MAKE ANY WARRANTY, EXPRESS OR IMPLIED, AS TO RESULTS TO BE OBTAINED BY AMUNDI ASSET MANAGEMENT, OWNERS OF THE AMUNDI EUR CORPORATE BOND 1-5Y ESG OR ANY OTHER PERSON OR ENTITY FROM THE USE OF THE BLOOMBERG MSCI EURO CORPORATE 1-5 YEAR ESG SUSTAINABILITY SRI INDEX OR ANY DATA RELATED THERETO. BLOOMBERG DOES NOT MAKE ANY EXPRESS OR IMPLIED WARRANTIES AND EXPRESSLY DISCLAIMS ALL WARRANTIES OF MERCHANTABILITY OR FITNESS FOR A PARTICULAR PURPOSE OR USE WITH RESPECT TO THE BLOOMBERG MSCI EURO CORPORATE 1-5 YEAR ESG SUSTAINABILITY SRI INDEX OR ANY DATA RELATED THERETO. WITHOUT LIMITING ANY OF THE FOREGOING, TO THE MAXIMUM EXTENT ALLOWED BY LAW, BLOOMBERG, ITS LICENSORS, AND ITS AND THEIR RESPECTIVE EMPLOYEES, CONTRACTORS, AGENTS, SUPPLIERS, AND VENDORS SHALL HAVE NO LIABILITY OR RESPONSIBILITY WHATSOEVER FOR ANY INJURY OR DAMAGES - WHETHER DIRECT, INDIRECT, CONSEQUENTIAL, INCIDENTAL, PUNITIVE OR OTHERWISE - ARISING IN CONNECTION WITH THE AMUNDI EUR CORPORATE BOND 1-5Y ESG OR BLOOMBERG MSCI EURO CORPORATE 1-5 YEAR ESG SUSTAINABILITY SRI INDEX OR ANY DATA OR VALUES RELATING THERETO - WHETHER ARISING FROM THEIR NEGLIGENCE OR OTHERWISE, EVEN IF NOTIFIED OF THE POSSIBILITY THEREOF.

# AMUNDI INDEX GLOBAL AGG 500M

## Objective and Investment Policy

### Objective

To track the performance of Bloomberg Global Aggregate (500 Million) Index (the "Index"), and to minimize the tracking error between the net asset value of the sub-fund and the performance of the Index.

### Index Description

- General description of the Index

Bloomberg Global Aggregate (500 Million) Index is a bond index representative of the global investment grade fixed-rate debt markets from both developed and emerging markets issuers.

The Index is a Total Return Index : the coupons paid by the index constituents are included in the index return.

- Index currency: US Dollar
- Index Composition

The securities composing the Index are rated Investment Grade (using middle rating of Moodys, S&P and Fitch) and have at least one year until final maturity. The Index is a multicurrency benchmark which is including treasury, government-related, corporate and securitized fixed-rate (including MBS and ABS) with minimal amount outstanding of EUR 500 million.

- Index Revision

The Index rebalancing is planned monthly.

- Index Publication

The Index is calculated and published by Bloomberg .

Bloomberg official indices are those calculated by Bloomberg using:

- the official closing prices of the stock exchanges on which the component securities are traded;
- the WM Reuters closing (16:00 GMT) exchange rates.

Bloomberg Global Aggregate (500 Million) Index value is available via Bloomberg. At the date of the prospectus, the ticker is: LGA5TRUU

The performance tracked by the Index is the close of business in the local markets that compose the index. Prices used in the Index calculation are bid prices. Euro and Sterling Treasury bonds use mid prices.

Bloomberg index methodology, composition, revision rules and additional information concerning the Index underlying components are available on bloomberg.com

## Management Process

The exposure to the Index will be achieved through a direct replication, mainly by making direct investments in transferable securities and/or other eligible assets representing the Index constituents.

The sub-fund intends to implement a sampled replication model in order to track the performance of the Index and it is therefore not expected that the sub-fund will hold each and every underlying component of the Index at all times or hold them in the same proportion as their weightings in the Index. The sub-fund may also hold some securities which are not underlying components of the Index.

The sub-fund takes into account principal adverse impacts of investments on sustainability factors in its investment process as outlined in more detail in section "Sustainable Investing" of this prospectus and will not hold any securities of companies involved in the production or sale of controversial weapons as defined in "Replication Methods".

The Sub-Fund does not integrate a consideration of environmentally sustainable economic activities (as prescribed in the Taxonomy Regulation) in its management process. Therefore, for the purpose of the Taxonomy Regulation, it should be noted that the investments underlying the Sub-Fund do not take into account the EU criteria for environmentally sustainable economic activities.

### Tracking Error

The tracking error measures the volatility of the difference between the return of the sub-fund and the return of the Index. In normal market conditions, it is anticipated that the sub-fund will track the performance of the Index with a tracking error of up to 1%. The return, used to compute the tracking error of the sub-fund, is determined before taking into account any swing pricing mechanism.

### Techniques and instruments on securities and Derivatives

In order to deal with inflows and outflows and also with some local market specificities (market access and liquidity, local tax); the Investment Manager will be able to combine the direct replication with a replication through derivatives such as amongst other futures. In case of such replication, the sub-fund may hold deposits while keeping full exposure to the Index.

The sub-fund may enter into any efficient portfolio management techniques and instruments relating to transferable securities and money market instruments, such as securities lending and borrowing, reverse purchase agreement and repurchase agreement for the purposes of efficient portfolio management as described and in compliance with sections "Techniques and Instruments on Securities Financing Transactions" and "Replication Methods" of this prospectus. In particular, such techniques and instruments may be used in order to generate additional income.

The maximum and expected proportions of the sub-fund's assets that can be subject to SFT and TRS are disclosed in the table "USE OF SECURITIES FINANCING TRANSACTIONS AND TOTAL RETURN SWAPS".

**Sub-fund base currency :** US Dollar

### Investment Manager

Amundi Asset Management

## Main Risks

See "Risk Descriptions" for more information.

### Risks of ordinary market conditions

Credit	Management
Currency	Market
Derivatives	MBS/ABS/TBA
Index replication	Sampling index replication
Interest rate	Sustainability
Investment fund	Use of techniques and Instruments
Country risk - China	
Listing market liquidity (ETF share class)	

### Risks of unusual market conditions

Counterparty	Liquidity
Operational	Standard practices
Default	

**Risk management method** Commitment

## Planning Your Investment

Designed for Investors who understand the risks of the sub-fund and plan to invest for at least 4 years.

The sub-fund may appeal to investors who:

- are interested in investment growth in the long term
- are looking to replicate the performance of the Index while accepting its associated risks and volatility

**Business day** Any day that is a day when Euronext Paris is fully open.

**Transaction Day** Requests received and accepted by 14:00 CET on a Business day will ordinarily be processed on the NAV of the first following day that is a business day and also a full bank business day in France market and in USA market, and in Germany market and in Japan market and in United Kingdom market. Transaction settlement will occur within two Business days after the relevant transaction day.

In addition, technical net asset values ("T-NAV") may be calculated and published for any calendar day (excluding Saturdays and Sundays) that is neither a business day nor a transaction day. These T-NAV are merely indicative and will not be the basis for purchasing, switching, redeeming and/or transferring shares.

**NAV publication Day :** Transaction Day +1

**Switching in/out** Permitted

## MAIN SHARE CLASSES AND FEES

Share class	Currency	Min initial Investment*	Fees for share transactions		Annual fees	
			Purchase (max)	Switch (max)	Management (max)	Administration (max)
AE	EUR	-	4.50%	1.00%	0.25%	0.10%
IE	EUR	USD 500,000	2.50%	1.00%	0.10%	0.10%
UCITS ETF DR	EUR	USD 1,000,000	3.00%	1.00%	0.03%	0.07%
UCITS ETF DR - EUR HEDGED	EUR	USD 1,000,000	3.00%	1.00%	0.03%	0.07%

See section "Notes on sub-fund Costs" in the prospectus. Other share classes may be available. For a current listing of available classes, go to [amundi.lu/amundi-index-solutions](http://amundi.lu/amundi-index-solutions)

\* Those minimums are applied in USD or in the equivalent amount, in the relevant share class currency.

## Index provider disclaimer

"Bloomberg®" and Bloomberg Global Aggregate (500 Million) are service marks of Bloomberg Finance L.P. and its affiliates, including Bloomberg Index Services Limited ("BISL"), the administrator of the index (collectively, "Bloomberg"), and have been licensed for use for certain purposes by Amundi Asset Management.

The Sub-Funds are not sponsored, endorsed, sold or promoted by Bloomberg. Bloomberg does not make any representation or warranty, express or implied, to the owners of or counterparties to the AMUNDI INDEX GLOBAL AGG 500M or any member of the public regarding the advisability of investing in securities generally or in the AMUNDI INDEX GLOBAL AGG 500M particularly. The only relationship of Bloomberg to Amundi Asset Management is the licensing of certain trademarks, trade names and service marks and of the Bloomberg Global Aggregate (500 Million) Index, which is determined, composed and calculated by BISL without regard to Amundi Asset Management or the AMUNDI INDEX GLOBAL AGG 500M. Bloomberg has no obligation to take the needs of Amundi Asset Management or the owners of the AMUNDI INDEX GLOBAL AGG 500M into consideration in determining, composing or calculating the Bloomberg Global Aggregate (500 Million) Index. Bloomberg is not responsible for and has not participated in the determination of the timing of, prices at, or quantities of the AMUNDI INDEX GLOBAL AGG 500M to be issued. Bloomberg shall not have any obligation or liability, including, without limitation, to AMUNDI INDEX GLOBAL AGG 500M customers, in connection with the administration, marketing or trading of the AMUNDI INDEX GLOBAL AGG 500M.

BLOOMBERG DOES NOT GUARANTEE THE ACCURACY AND/OR THE COMPLETENESS OF THE BLOOMBERG GLOBAL AGGREGATE (500 MILLION) INDEX OR ANY DATA RELATED THERETO AND SHALL HAVE NO LIABILITY FOR ANY ERRORS, OMISSIONS OR INTERRUPTIONS THEREIN. BLOOMBERG DOES NOT MAKE ANY WARRANTY, EXPRESS OR IMPLIED, AS TO RESULTS TO BE OBTAINED BY AMUNDI ASSET MANAGEMENT, OWNERS OF THE AMUNDI INDEX GLOBAL AGG 500M OR ANY OTHER PERSON OR ENTITY FROM THE USE OF THE BLOOMBERG GLOBAL AGGREGATE (500 MILLION) INDEX OR ANY DATA RELATED THERETO. BLOOMBERG DOES NOT MAKE ANY EXPRESS OR IMPLIED WARRANTIES AND EXPRESSLY DISCLAIMS ALL WARRANTIES OF MERCHANTABILITY OR FITNESS FOR A PARTICULAR PURPOSE OR USE WITH RESPECT TO THE BLOOMBERG GLOBAL AGGREGATE (500 MILLION) INDEX OR ANY DATA RELATED THERETO. WITHOUT LIMITING ANY OF THE FOREGOING, TO THE MAXIMUM EXTENT ALLOWED BY LAW, BLOOMBERG, ITS LICENSORS, AND ITS AND THEIR RESPECTIVE EMPLOYEES, CONTRACTORS, AGENTS, SUPPLIERS, AND VENDORS SHALL HAVE NO LIABILITY OR RESPONSIBILITY WHATSOEVER FOR ANY INJURY OR DAMAGES - WHETHER DIRECT, INDIRECT, CONSEQUENTIAL, INCIDENTAL, PUNITIVE OR OTHERWISE - ARISING IN CONNECTION WITH THE AMUNDI INDEX GLOBAL AGG 500M OR BLOOMBERG GLOBAL AGGREGATE (500 MILLION) INDEX OR ANY DATA OR VALUES RELATING THERETO - WHETHER ARISING FROM THEIR NEGLIGENCE OR OTHERWISE, EVEN IF NOTIFIED OF THE POSSIBILITY THEREOF.

# AMUNDI INDEX US GOV INFLATION-LINKED BOND<sup>(1)</sup>

## Objective and Investment Policy

### Objective

To track the performance of Bloomberg Capital US Government Inflation-Linked Bond Index (the "Index"), and to minimize the tracking error between the net asset value of the sub-fund and the performance of the Index.

### Index Description

- General description of the Index

Bloomberg Capital US Government Inflation-Linked Bond Index measures the performance of the US Treasury Inflation Protected Securities (TIPS) market.

The Index is a Total Return Index : the coupons paid by the index constituents are included in the index return.

- Index currency: US Dollar
- Index Composition

The securities composing the Index are securities issued by the US Government, denominated in USD and pay coupon and principal in USD. Bonds must be capital indexed and linked to a domestic inflation index. The Bloomberg Capital US Government Inflation-Linked Bond Index is subset of the flagship Bloomberg World Government Inflation-Linked Bond (WGILB) Index. US TIPS represent the largest component of the Bloomberg World Government Inflation-Linked Bond Index. The Bloomberg Capital US Government Inflation-Linked Bond Index includes the total amount outstanding of each TIPS and does not adjust for amounts held in the Federal Reserve System Open Market (SOMA) Account. The issue size must be equal to or in excess of USD 500 million and bonds must have a minimum remaining life of at least one year.

- Index Revision

The Index rebalancing is planned monthly.

- Index Publication

The Index is calculated and published by Bloomberg .

Bloomberg Capital US Government Inflation-Linked Bond Index value is available via Bloomberg. At the date of the prospectus, the ticker is: BCIT1T

The performance tracked by the Index is the close of business in the local markets that compose the index. Prices used in the Index calculation are mid-market prices.

Bloomberg index methodology, composition, revision rules and additional information concerning the Index underlying components are available on bloomberg.com

(1) This sub-fund is not an index-tracking sub-fund within the meaning of the article 44 of the Law dated December 17, 2010

## Management Process

The exposure to the Index will be achieved through a direct replication, mainly by making direct investments in inflation linked bonds representing the Index constituents in a proportion extremely close to their proportion in the index.

The sub-fund takes into account principal adverse impacts of investments on sustainability factors in its investment process as outlined in more detail in section "Sustainable Investing" of this prospectus and will not hold any securities of companies involved in the production or sale of controversial weapons as defined in "Replication Methods".

The Sub-Fund does not integrate a consideration of environmentally sustainable economic activities (as prescribed in the Taxonomy Regulation) in its management process. Therefore, for the purpose of the Taxonomy Regulation, it should be noted that the investments underlying the Sub-Fund do not take into account the EU criteria for environmentally sustainable economic activities.

### Tracking Error

The tracking error measures the volatility of the difference between the return of the sub-fund and the return of the Index. In normal market conditions, it is anticipated that the sub-fund will track the performance of the Index with a tracking error of up to 1%. The return, used to compute the tracking error of the sub-fund, is determined before taking into account any swing pricing mechanism.

### Techniques and instruments on securities and Derivatives

In order to deal with inflows and outflows and also with some local market specificities (market access and liquidity, local tax); the Investment Manager will be able to combine the direct replication with a replication through derivatives such as amongst other futures. In case of such replication, the sub-fund may hold deposits while keeping full exposure to the Index.

The sub-fund may enter into any efficient portfolio management techniques and instruments relating to transferable securities and money market instruments, such as securities lending and borrowing, reverse purchase agreement and repurchase agreement for the purposes of efficient portfolio management as described and in compliance with sections "Techniques and Instruments on Securities Financing Transactions" and "Replication Methods" of this prospectus. In particular, such techniques and instruments may be used in order to generate additional income.

The maximum and expected proportions of the sub-fund's assets that can be subject to SFT and TRS are disclosed in the table "USE OF SECURITIES FINANCING TRANSACTIONS AND TOTAL RETURN SWAPS".

**Sub-fund base currency :** US Dollar

### Investment Manager

Amundi Asset Management

## Main Risks

See "Risk Descriptions" for more information.

### Risks of ordinary market conditions

Credit	Investment fund
Currency	Management
Derivatives	Market
Index replication	Sustainability
Interest rate	Use of techniques and Instruments
Listing market liquidity (ETF share class)	

### Risks of unusual market conditions

Counterparty	Liquidity
Operational	Standard practices
Default	

**Risk management method** Commitment

## Planning Your Investment

Designed for Investors who understand the risks of the sub-fund and plan to invest for at least 4 years.

The sub-fund may appeal to investors who:

- are interested in investment growth in the long term
- are looking to replicate the performance of the Index while accepting its associated risks and volatility

**Business day** Any day that is a day when Euronext Paris is fully open.

**Transaction Day** Requests received and accepted by 14:00 CET on a Business day will ordinarily be processed on the NAV of the first business day (including the business day when the relevant requests are received) that is also a full bank business day in USA market and a full bank business day in United Kingdom market. Transaction settlement will occur within two Business days after the relevant transaction day.

In addition, technical net asset values ("T-NAV") may be calculated and published for any calendar day (excluding Saturdays and Sundays) that is neither a business day nor a transaction day. These T-NAV are merely indicative and will not be the basis for purchasing, switching, redeeming and/or transferring shares.

**NAV publication Day :** Transaction Day +1

**Switching in/out** Permitted

## MAIN SHARE CLASSES AND FEES

Share class	Currency	Min initial Investment*	Fees for share transactions		Annual fees	
			Purchase (max)	Switch (max)	Management (max)	Administration (max)
AE	EUR	-	4.50%	1.00%	0.25%	0.10%
IE	EUR	USD 500,000	2.50%	1.00%	0.10%	0.10%
UCITS ETF DR - USD	USD	USD 1,000,000	3.00%	1.00%	0.03%	0.06%

See section "Notes on sub-fund Costs" in the prospectus. Other share classes may be available. For a current listing of available classes, go to [amundi.lu/amundi-index-solutions](http://amundi.lu/amundi-index-solutions)

\* Those minimums are applied in USD or in the equivalent amount, in the relevant share class currency.

## Index provider disclaimer

"Bloomberg®" and Bloomberg Capital US Government Inflation-Linked Bond are service marks of Bloomberg Finance L.P. and its affiliates, including Bloomberg Index Services Limited ("BISL"), the administrator of the index (collectively, "Bloomberg"), and have been licensed for use for certain purposes by Amundi Asset Management.

The Sub-Funds are not sponsored, endorsed, sold or promoted by Bloomberg. Bloomberg does not make any representation or warranty, express or implied, to the owners of or counterparties to the AMUNDI INDEX US GOV INFLATION-LINKED BOND or any member of the public regarding the advisability of investing in securities generally or in the AMUNDI INDEX US GOV INFLATION-LINKED BOND particularly. The only relationship of Bloomberg to Amundi Asset Management is the licensing of certain trademarks, trade names and service marks and of the Bloomberg Capital US Government Inflation-Linked Bond Index, which is determined, composed and calculated by BISL without regard to Amundi Asset Management or the AMUNDI INDEX US GOV INFLATION-LINKED BOND. Bloomberg has no obligation to take the needs of Amundi Asset Management or the owners of the AMUNDI INDEX US GOV INFLATION-LINKED BOND into consideration in determining, composing or calculating the Bloomberg Capital US Government Inflation-Linked Bond Index. Bloomberg is not responsible for and has not participated in the determination of the timing of, prices at, or quantities of the AMUNDI INDEX US GOV INFLATION-LINKED BOND to be issued. Bloomberg shall not have any obligation or liability, including, without limitation, to AMUNDI INDEX US GOV INFLATION-LINKED BOND customers, in connection with the administration, marketing or trading of the AMUNDI INDEX US GOV INFLATION-LINKED BOND.

BLOOMBERG DOES NOT GUARANTEE THE ACCURACY AND/OR THE COMPLETENESS OF THE BLOOMBERG CAPITAL US GOVERNMENT INFLATION-LINKED BOND INDEX OR ANY DATA RELATED THERETO AND SHALL HAVE NO LIABILITY FOR ANY ERRORS, OMISSIONS OR INTERRUPTIONS THEREIN. BLOOMBERG DOES NOT MAKE ANY WARRANTY, EXPRESS OR IMPLIED, AS TO RESULTS TO BE OBTAINED BY AMUNDI ASSET MANAGEMENT, OWNERS OF THE AMUNDI INDEX US GOV INFLATION-LINKED BOND OR ANY OTHER PERSON OR ENTITY FROM THE USE OF THE BLOOMBERG CAPITAL US GOVERNMENT INFLATION-LINKED BOND INDEX OR ANY DATA RELATED THERETO. BLOOMBERG DOES NOT MAKE ANY EXPRESS OR IMPLIED WARRANTIES AND EXPRESSLY DISCLAIMS ALL WARRANTIES OF MERCHANTABILITY OR FITNESS FOR A PARTICULAR PURPOSE OR USE WITH RESPECT TO THE BLOOMBERG CAPITAL US GOVERNMENT INFLATION-LINKED BOND INDEX OR ANY DATA RELATED THERETO. WITHOUT LIMITING ANY OF THE FOREGOING, TO THE MAXIMUM EXTENT ALLOWED BY LAW, BLOOMBERG, ITS LICENSORS, AND ITS AND THEIR RESPECTIVE EMPLOYEES, CONTRACTORS, AGENTS, SUPPLIERS, AND VENDORS SHALL HAVE NO LIABILITY OR RESPONSIBILITY WHATSOEVER FOR ANY INJURY OR DAMAGES - WHETHER DIRECT, INDIRECT, CONSEQUENTIAL, INCIDENTAL, PUNITIVE OR OTHERWISE - ARISING IN CONNECTION WITH THE AMUNDI INDEX US GOV INFLATION-LINKED BOND OR BLOOMBERG CAPITAL US GOVERNMENT INFLATION-LINKED BOND INDEX OR ANY DATA OR VALUES RELATING THERETO - WHETHER ARISING FROM THEIR NEGLIGENCE OR OTHERWISE, EVEN IF NOTIFIED OF THE POSSIBILITY THEREOF.

# AMUNDI INDEX BREAKEVEN INFLATION USD 10Y<sup>(1)</sup>

## Objective and Investment Policy

### Objective

To track the performance of iBoxx USD 10-Year Breakeven Inflation (Futures) Index (the "Index"), and to minimize the tracking error between the net asset value of the sub-fund and the performance of the Index.

### Index Description

- General description of the Index

iBoxx USD 10-Year Breakeven Inflation (Futures) is a bond index which aims to provide an exposure to U.S. 10-year breakeven inflation by entering into long positions in U.S Treasury Inflation-Protected Securities (TIPS) with an average maturity of 10 years, and a short position in the Ultra 10-Year Treasury Note futures contract.

The U.S. 10-year breakeven inflation is estimated by the yield spread between the long TIPS position and the short futures contract position, it is also considered by the market as a measure of the expected consumer prices inflation for the next following 10 years in the USA.

The Index performance should be in theory equal to the variation of the U.S. 10-year breakeven inflation multiplied by the TIPS portfolio's average modified duration. But, due to technical factors such as a mispricing of the TIPS, the observed index performance could be different from the theoretical performance.

The Index performance is also not designed to measure the realized consumer prices inflation.

The Index is a Total Return Index: the coupons paid by the index constituents are included in the index return.

- Index currency: US Dollar
- Index Composition

The Index has long positions in a portfolio of 8 U.S. Treasury Inflation-Protected Securities (TIPS), with a remaining maturity close to 10 years, and short position in the Ultra 10-Year Treasury Note futures contract.

The Treasury Inflation-Protected Securities (TIPS) must have a minimum outstanding amount of USD 5 billion, a maximum age of 20 years, and a remaining maturity between 6 and 14 years.

The 8 TIPS with the lowest distance to 10 years maturity are selected. The number of TIPS can be lowered to 6 if the number of eligible bonds is lower than 8.

The TIPS are weighted according to their market capitalization, with a cap at 30%.

The number of the Ultra 10-Year Treasury Note futures contracts sold in the short position is defined in order to have an index global modified duration close to zero.

- Index Revision

The Index rebalancing is planned monthly.

- Index Publication

The Index is calculated and published by Markit iBoxx.

iBoxx USD 10-Year Breakeven Inflation (Futures) Index value is available via Bloomberg. At the date of the prospectus, the ticker is: IBXXUTBI

The performance tracked by the Index is the 4:00 pm fixing (New York time). Prices used in the Index calculation are mid prices for US TIPS and settlement prices for futures.

Markit iBoxx index methodology, composition, revision rules and additional information concerning the Index underlying components are available on [markit.com](http://markit.com)

(1) This sub-fund is not an index-tracking sub-fund within the meaning of the article 44 of the Law dated December 17, 2010

## Management Process

The exposure to the Index will be achieved through a direct replication, mainly by making direct investments in transferable securities and/or other eligible assets representing the Index constituents in a proportion extremely close to their proportion in the index.

The sub-fund takes into account principal adverse impacts of investments on sustainability factors in its investment process as outlined in more detail in section "Sustainable Investing" of this prospectus and will not hold any securities of companies involved in the production or sale of controversial weapons as defined in "Replication Methods".

The Sub-Fund does not integrate a consideration of environmentally sustainable economic activities (as prescribed in the Taxonomy Regulation) in its management process. Therefore, for the purpose of the Taxonomy Regulation, it should be noted that the investments underlying the Sub-Fund do not take into account the EU criteria for environmentally sustainable economic activities.

### Tracking Error

The tracking error measures the volatility of the difference between the return of the sub-fund and the return of the Index. In normal market conditions, it is anticipated that the sub-fund will track the performance of the Index with a tracking error of up to 1%. The return, used to compute the tracking error of the sub-fund, is determined before taking into account any swing pricing mechanism.

### Techniques and instruments on securities and Derivatives

In order to deal with inflows and outflows and also with some local market specificities (market access and liquidity, local tax); the Investment Manager will be able to combine the direct replication with a replication through derivatives such as amongst other futures. In case of such replication, the sub-fund may hold deposits while keeping full exposure to the Index.

The sub-fund may enter into any efficient portfolio management techniques and instruments relating to transferable securities and money market instruments, such as securities lending and borrowing, reverse purchase agreement and repurchase agreement for the purposes of efficient portfolio management as described and in compliance with sections "Techniques and Instruments on Securities Financing Transactions" and "Replication Methods" of this prospectus. In particular, such techniques and instruments may be used in order to generate additional income.

The maximum and expected proportions of the sub-fund's assets that can be subject to SFT and TRS are disclosed in the table "USE OF SECURITIES FINANCING TRANSACTIONS AND TOTAL RETURN SWAPS".

**Sub-fund base currency :** US Dollar

### Investment Manager

Amundi Asset Management

## Main Risks

See "Risk Descriptions" for more information.

### Risks of ordinary market conditions

Credit	Investment fund
Currency	Management
Derivatives	Market
Index replication	Sustainability
Interest rate	Use of techniques and Instruments
Listing market liquidity (ETF share class)	

### Risks of unusual market conditions

Counterparty	Liquidity
Operational	Standard practices
Default	

**Risk management method** Commitment



## Planning Your Investment

Designed for Investors who understand the risks of the sub-fund and plan to invest for at least 4 years.

The sub-fund may appeal to investors who:

- are interested in investment growth in the long term
- are looking to replicate the performance of the Index while accepting its associated risks and volatility

**Business day** Any day that is a day when Euronext Paris is fully open.

**Transaction Day** Requests received and accepted by 14:00 CET on a Business day will ordinarily be processed on the NAV of the first business day (including the business day when the relevant requests are received) that is also a full bank business day in USA market. Transaction settlement will occur within two Business days after the relevant transaction day.

In addition, technical net asset values ("T-NAV") may be calculated and published for any calendar day (excluding Saturdays and Sundays) that is neither a business day nor a transaction day. These T-NAV are merely indicative and will not be the basis for purchasing, switching, redeeming and/or transferring shares.

**NAV publication Day :** Transaction Day +1

**Switching in/out** Permitted

## MAIN SHARE CLASSES AND FEES

			Fees for share transactions		Annual fees	
Share class	Currency	Min initial Investment*	Purchase (max)	Switch (max)	Management (max)	Administration (max)
UCITS ETF DR	USD	USD 1,000,000	3.00%	1.00%	0.06%	0.10%

See section "Notes on sub-fund Costs" in the prospectus. Other share classes may be available. For a current listing of available classes, go to [amundi.lu/amundi-index-solutions](http://amundi.lu/amundi-index-solutions)

\* Those minimums are applied in USD or in the equivalent amount, in the relevant share class currency.

## Index provider disclaimer

The iBoxx USD 10-Year Breakeven Inflation (Futures) (the "Index") referenced herein is the property of Markit Indices Limited. ("Index Sponsor") and has been licensed for use in connection with AMUNDI INDEX BREAKEVEN INFLATION USD 10Y. Each party acknowledges and agrees that AMUNDI INDEX BREAKEVEN INFLATION USD 10Y is not sponsored, endorsed or promoted by the Index Sponsor. The Index Sponsor makes no representation whatsoever, whether express or implied, and hereby expressly disclaims all warranties (including, without limitation, those of merchantability or fitness for a particular purpose or use), with respect to the Index or any data included therein or relating thereto, and in particular disclaim any warranty either as to the quality, accuracy and/or completeness of the Index or any data included therein, the results obtained from the use of the Index and/or the composition of the Index at any particular time on any particular date or otherwise and/or the creditworthiness of any entity, or the likelihood of the occurrence of a credit event or similar event (however defined) with respect to an obligation, in the Index at any particular time on any particular date or otherwise. The Index Sponsor shall not be liable (whether in negligence or otherwise) to the parties or any other person for any error in the Index, and the Index Sponsor is under no obligation to advise the parties or any person of any error therein.

The Index Sponsor makes no representation whatsoever, whether express or implied, as to the advisability of purchasing or selling AMUNDI INDEX BREAKEVEN INFLATION USD 10Y, the ability of the Index to track relevant markets' performances, or otherwise relating to the Index or any transaction or product with respect thereto, or of assuming any risks in connection therewith. The Index Sponsor has no obligation to take the needs of any party into consideration in determining, composing or calculating the Index. No party purchasing or selling AMUNDI INDEX BREAKEVEN INFLATION USD 10Y, nor the Index Sponsor, shall have any liability to any party for any act or failure to act by the Index Sponsor in connection with the determination, adjustment, calculation or maintenance of the Index. The Index Sponsor and its affiliates may deal in any obligations that compose the Index, and may, where permitted, accept deposits from, make loans or otherwise extend credit to, and generally engage in any kind of commercial or investment banking or other business with the issuers of such obligations or their affiliates, and may act with respect to such business as if the Index did not exist, regardless of whether such action might adversely affect the Index or AMUNDI INDEX BREAKEVEN INFLATION USD 10Y.

## Objective and Investment Policy

### Objective

To track the performance of J.P. MORGAN GBI EMU Investment Grade Index (the "Index"), and to minimize the tracking error between the net asset value of the sub-fund and the performance of the Index.

### Index Description

- General description of the Index

J.P. MORGAN GBI EMU Investment Grade Index is a bonds index, representative of domestic government bonds issued by euro zone countries that have an investment grade credit rating from each of the three rating of the three agencies (Standard & Poors, Fitch and Moodys).

The Index is a Total Return Index : the coupons paid by the index constituents are included in the index return.

- Index currency: Euro
- Index Composition

The Index includes only liquid, bullet fixed-rate bonds issued by governments where the euro is the official currency.

- Index Revision

The Index rebalancing is planned monthly.

- Index Publication

The Index is calculated and published by J.P. Morgan .

J.P. Morgan official indices are those calculated by J.P. Morgan using:

- the official closing prices of the stock exchanges on which the component securities are traded;
- the WM Reuters closing (16:00 GMT) exchange rates.

J.P. MORGAN GBI EMU Investment Grade Index value is available via Bloomberg. At the date of the prospectus, the ticker is: JPEIEMU1

The performance tracked by the Index\*\* is the close of business in the local markets that compose the index. Prices used in the Index calculation are mid prices.

J.P. Morgan index methodology, composition, revision rules and additional information concerning the Index underlying components are available on [jpmorgan.com](http://jpmorgan.com)

(1) This sub-fund is not an index-tracking sub-fund within the meaning of the article 44 of the Law dated December 17, 2010

## Management Process

The exposure to the Index will be achieved through a direct replication, mainly by making direct investments in transferable securities and/or other eligible assets representing the Index constituents.

The sub-fund intends to implement a sampled replication model in order to track the performance of the Index and it is therefore not expected that the sub-fund will hold each and every underlying component of the Index at all times or hold them in the same proportion as their weightings in the Index. The sub-fund may also hold some securities which are not underlying components of the Index.

The sub-fund takes into account principal adverse impacts of investments on sustainability factors in its investment process as outlined in more detail in section "Sustainable Investing" of this prospectus and will not hold any securities of companies involved in the production or sale of controversial weapons as defined in "Replication Methods".

The Sub-Fund does not integrate a consideration of environmentally sustainable economic activities (as prescribed in the Taxonomy Regulation) in its management process. Therefore, for the purpose of the Taxonomy Regulation, it should be noted that the investments underlying the Sub-Fund do not take into account the EU criteria for environmentally sustainable economic activities.

### Tracking Error

The tracking error measures the volatility of the difference between the return of the sub-fund and the return of the Index. In normal market conditions, it is anticipated that the sub-fund will track the performance of the Index with a tracking error of up to 1%. The return, used to compute the tracking error of the sub-fund, is determined before taking into account any swing pricing mechanism.

### Techniques and instruments on securities and Derivatives

In order to deal with inflows and outflows and also with some local market specificities (market access and liquidity, local tax); the Investment Manager will be able to combine the direct replication with a replication through derivatives such as amongst other futures. In case of such replication, the sub-fund may hold deposits while keeping full exposure to the Index.

The sub-fund may enter into any efficient portfolio management techniques and instruments relating to transferable securities and money market instruments, such as securities lending and borrowing, reverse purchase agreement and repurchase agreement for the purposes of efficient portfolio management as described and in compliance with sections "Techniques and Instruments on Securities Financing Transactions" and "Replication Methods" of this prospectus. In particular, such techniques and instruments may be used in order to generate additional income.

The maximum and expected proportions of the sub-fund's assets that can be subject to SFT and TRS are disclosed in the table "USE OF SECURITIES FINANCING TRANSACTIONS AND TOTAL RETURN SWAPS".

**Sub-fund base currency** : Euro

### Investment Manager

Amundi Asset Management

## Main Risks

See "Risk Descriptions" for more information.

### Risks of ordinary market conditions

Credit	Management
Currency	Market
Derivatives	Sampling index replication
Index replication	Sustainability
Interest rate	Use of techniques and Instruments
Investment fund	
Listing market liquidity (ETF share class)	

### Risks of unusual market conditions

Counterparty	Liquidity
Operational	Standard practices
Default	

### Risk management method

Commitment

## Planning Your Investment

Designed for Investors who understand the risks of the sub-fund and plan to invest for at least 4 years.

The sub-fund may appeal to investors who:

- are interested in investment growth in the long term
- are looking to replicate the performance of the Index while accepting its associated risks and volatility

**Business day** Any day that is a day when Euronext Paris is fully open.

**Transaction Day** Requests received and accepted by 14:00 CET on a Business day will ordinarily be processed on the NAV of the first business day (including the business day when the relevant requests are received) that is also a full bank business day in Germany market and in France market. Transaction settlement will occur within two Business days after the relevant transaction day.

In addition, technical net asset values ("T-NAV") may be calculated and published for any calendar day (excluding Saturdays and Sundays) that is neither a business day nor a transaction day. These T-NAV are merely indicative and will not be the basis for purchasing, switching, redeeming and/or transferring shares.

**NAV publication Day :** Transaction Day +1

**Switching in/out** Permitted

## MAIN SHARE CLASSES AND FEES

Share class	Currency	Min initial Investment*	Fees for share transactions		Annual fees	
			Purchase (max)	Switch (max)	Management (max)	Administration (max)
AE	EUR	-	4.50%	1.00%	0.20%	0.15%
IE	EUR	USD 500,000	2.50%	1.00%	0.10%	0.05%
UCITS ETF DR	EUR	USD 1,000,000	3.00%	1.00%	0.04%	0.10%

See section "Notes on sub-fund Costs" in the prospectus. Other share classes may be available. For a current listing of available classes, go to [amundi.lu/amundi-index-solutions](http://amundi.lu/amundi-index-solutions)

\* Those minimums are applied in USD or in the equivalent amount, in the relevant share class currency.

## Index provider disclaimer

AMUNDI ASSET MANAGEMENT'S AMUNDI INDEX J.P. MORGAN GBI EMU Investment Grade ARE NOT SPONSORED, ENDORSED, SOLD OR PROMOTED BY J.P. MORGAN AND J.P. MORGAN MAKES NO REPRESENTATION REGARDING THE ADVISABILITY OF INVESTING IN AMUNDI'S AMUNDI INDEX J.P. MORGAN GBI EMU Investment Grade. J.P. MORGAN DOES NOT WARRANT THE COMPLETENESS OR ACCURACY OF THE J.P. MORGAN GBI EMU Investment Grade. "J.P. MORGAN" IS A REGISTERED SERVICE MARK OF JPMORGAN CHASE & CO. © 2016. JPMORGAN CHASE & CO. ALL RIGHTS RESERVED.

## Objective and Investment Policy

### Objective

To track the performance of J.P. Morgan Government Bond Index Global (GBI Global) (the "Index"), and to minimize the tracking error between the net asset value of the sub-fund and the performance of the Index.

### Index Description

- General description of the Index

J.P. Morgan Government Bond Index Global (GBI Global) is a bond index representative of the fixed-rate government securities.

The Index is a Total Return Index : the coupons paid by the index constituents are included in the index return.

- Index currency: Euro
- Index Composition

The securities composing the Index are fixed-rate government securities issued in 13 developed government bond markets (Australia, Belgium, Canada, Denmark, France, Germany, Italy, Japan, Netherlands, Spain, Sweden, UK, and US). The Index excludes notably bonds with less than one year to maturity, floating rate notes, perpetuals and is weighted by market capitalization.

- Index Revision

The Index rebalancing is planned monthly.

- Index Publication

The Index is calculated and published by J.P. Morgan .

J.P. Morgan Government Bond Index Global (GBI Global) value is available via Bloomberg. At the date of the prospectus, the ticker is: JPEIGGEU

The performance tracked by the Index is the close of business in the local markets that compose the index. Prices used in the Index calculation are mid prices.

J.P. Morgan index methodology, composition, revision rules and additional information concerning the Index underlying components are available on [jpmorgan.com](http://jpmorgan.com)

(1) This sub-fund is not an index-tracking sub-fund within the meaning of the article 44 of the Law dated December 17, 2010

## Management Process

The exposure to the Index will be achieved through a direct replication, mainly by making direct investments in transferable securities and/or other eligible assets representing the Index constituents.

The sub-fund intends to implement a sampled replication model in order to track the performance of the Index and it is therefore not expected that the sub-fund will hold each and every underlying component of the Index at all times or hold them in the same proportion as their weightings in the Index. The sub-fund may also hold some securities which are not underlying components of the Index.

The sub-fund takes into account principal adverse impacts of investments on sustainability factors in its investment process as outlined in more detail in section "Sustainable Investing" of this prospectus and will not hold any securities of companies involved in the production or sale of controversial weapons as defined in "Replication Methods".

The Sub-Fund does not integrate a consideration of environmentally sustainable economic activities (as prescribed in the Taxonomy Regulation) in its management process. Therefore, for the purpose of the Taxonomy Regulation, it should be noted that the investments underlying the Sub-Fund do not take into account the EU criteria for environmentally sustainable economic activities.

### Tracking Error

The tracking error measures the volatility of the difference between the return of the sub-fund and the return of the Index. In normal market conditions, it is anticipated that the sub-fund will track the performance of the Index with a tracking error of up to 1%. The return, used to compute the tracking error of the sub-fund, is determined before taking into account any swing pricing mechanism.

### Techniques and instruments on securities and Derivatives

In order to deal with inflows and outflows and also with some local market specificities (market access and liquidity, local tax); the Investment Manager will be able to combine the direct replication with a replication through derivatives such as amongst other futures. In case of such replication, the sub-fund may hold deposits while keeping full exposure to the Index.

The sub-fund may enter into any efficient portfolio management techniques and instruments relating to transferable securities and money market instruments, such as securities lending and borrowing, reverse purchase agreement and repurchase agreement for the purposes of efficient portfolio management as described and in compliance with sections "Techniques and Instruments on Securities Financing Transactions" and "Replication Methods" of this prospectus. In particular, such techniques and instruments may be used in order to generate additional income.

The maximum and expected proportions of the sub-fund's assets that can be subject to SFT and TRS are disclosed in the table "USE OF SECURITIES FINANCING TRANSACTIONS AND TOTAL RETURN SWAPS".

**Sub-fund base currency** : Euro

### Investment Manager

Amundi Asset Management

## Main Risks

See "Risk Descriptions" for more information.

### Risks of ordinary market conditions

Credit	Management
Currency	Market
Derivatives	Sampling index replication
Index replication	Sustainability
Interest rate	Use of techniques and Instruments
Investment fund	
Listing market liquidity (ETF share class)	

### Risks of unusual market conditions

Counterparty	Liquidity
Operational	Standard practices
Default	

**Risk management method** : Commitment

## Planning Your Investment

Designed for Investors who understand the risks of the sub-fund and plan to invest for at least 4 years.

The sub-fund may appeal to investors who:

- are interested in investment growth in the long term
- are looking to replicate the performance of the Index while accepting its associated risks and volatility

**Business day** Any day that is a day when Euronext Paris is fully open.

**Transaction Day** Requests received and accepted by 14:00 CET on a Business day will ordinarily be processed on the NAV of the first following day that is a business day and also a full bank business day in France market and in USA market, and in Germany market and in Japan Market and in United Kingdom market.. Transaction settlement will occur within two Business days after the relevant transaction day.

In addition, technical net asset values ("T-NAV") may be calculated and published for any calendar day (excluding Saturdays and Sundays) that is neither a business day nor a transaction day. These T-NAV are merely indicative and will not be the basis for purchasing, switching, redeeming and/or transferring shares.

**NAV publication Day :**      **Transaction Day +1**

**Switching in/out**                      Permitted

## MAIN SHARE CLASSES AND FEES

Share class	Currency	Min initial Investment*	Fees for share transactions		Annual fees	
			Purchase (max)	Switch (max)	Management (max)	Administration (max)
AHE	EUR	-	3.50%	1.00%	0.20%	0.15%
IE	EUR	USD 500,000	1.50%	1.00%	0.10%	0.10%
UCITS ETF DR	EUR	USD 1,000,000	3.00%	1.00%	0.10%	0.10%
UCITS ETF DR - EUR HEDGED	EUR	USD 1,000,000	3.00%	1.00%	0.12%	0.10%

See section "Notes on sub-fund Costs" in the prospectus. Other share classes may be available. For a current listing of available classes, go to [amundi.lu/amundi-index-solutions](http://amundi.lu/amundi-index-solutions)

\* Those minimums are applied in USD or in the equivalent amount, in the relevant share class currency.

## Index provider disclaimer

AMUNDI ASSET MANAGEMENT'S AMUNDI INDEX J.P. MORGAN GBI GLOBAL GOVIES ARE NOT SPONSORED, ENDORSED, SOLD OR PROMOTED BY J.P. MORGAN AND J.P. MORGAN MAKES NO REPRESENTATION REGARDING THE ADVISABILITY OF INVESTING IN AMUNDI'S AMUNDI INDEX J.P. MORGAN GBI GLOBAL GOVIES . J.P. MORGAN DOES NOT WARRANT THE COMPLETENESS OR ACCURACY OF THE J.P. MORGAN GOVERNMENT BOND INDEX GLOBAL (GBI GLOBAL). "J.P. MORGAN" IS A REGISTERED SERVICE MARK OF JPMORGAN CHASE & CO. © 2016. JPMORGAN CHASE & CO. ALL RIGHTS RESERVED.

# AMUNDI EURO HIGH YIELD BOND ESG

## Objective and Investment Policy

### Objective

To track the performance of iBoxx MSCI ESG EUR High Yield Corporates TCA Index (the "Index"), and to minimize the tracking error between the net asset value of the sub-fund and the performance of the Index.

The sub-fund is a financial product that promotes among other characteristics ESG characteristics pursuant to Article 8 of the Disclosure Regulation, as further described in Annex 1 - ESG Related Disclosures to this Prospectus.

### Index Description

- General description of the Index

iBoxx MSCI ESG EUR High Yield Corporates TCA Index is a bond index representative of euro-denominated BB/B rated bonds issued by corporate issuers that follows the rules of the iBoxx EUR High Yield TCA Index (the "Parent Index") and applies ESG criteria for security eligibility.

The Index is a Total Return Index : the coupons paid by the index constituents are included in the index return.

- Index currency: Euro
- Index Composition

The eligible universe of the Index includes all securities that compose the Parent Index, which comprises euro denominated bonds issued by public or private corporate issuers with the following eligibility criteria:

- only EUR denominated debt from corporate issuers is eligible, independent of country of risk or origin.

- all bonds must have an average credit rating of BB or B. The average rating is computed by iBoxx, based on the credit ratings provided by the three rating services: Fitch Ratings, Moody's Investors Service or S&P Global Ratings.

- all eligible bonds must have a remaining time to maturity of at least 2 years for inclusion, measured from the respective rebalancing date to the maturity date. For bonds already included in the Index, the minimum time to maturity is 1 year at each monthly rebalancing.

- all bonds require a minimum amount outstanding of EUR 300 million in order to be eligible for the Index, as further described in Annex 1 - ESG Related Disclosures to this Prospectus.

- Index Revision

The Index rebalancing is planned monthly.

- Index Publication

The Index is calculated and published by Markit.

iBoxx MSCI ESG EUR High Yield Corporates TCA Index value is available via Bloomberg. At the date of the prospectus, the ticker is: IBXXLHYT

The performance tracked by the Index is the 17:15 fixing (Paris time). Prices used in the Index calculation are mid prices. New securities entering the Index are included in the Index at their respective ask prices.

Markit index methodology, composition, revision rules and additional information concerning the Index underlying components are available on [markit.com](http://markit.com)

## Management Process

The exposure to the Index will be achieved through a direct replication, mainly by making direct investments in transferable securities and/or other eligible assets representing the Index constituents.

The sub-fund intends to implement a sampled replication model in order to track the performance of the Index and it is therefore not expected that the sub-fund will hold each and every underlying component of the Index at all times or hold them in the same proportion as their weightings in the Index. The sub-fund may also hold some securities which are not underlying components of the Index.

The sub-fund integrates sustainability risks and takes into account principal adverse impacts of investments on sustainability factors in its investment process as outlined in more detail in section "Sustainable Investing" of this prospectus and will not hold any securities of companies involved in the production or sale of controversial weapons, or companies in breach of international conventions on Human or Labor Rights, or companies involved in controversial industries: tobacco, thermal coal, nuclear weapons or unconventional oil & gas as defined in "Replication Methods".

### Tracking Error

The tracking error measures the volatility of the difference between the return of the sub-fund and the return of the Index. In normal market conditions, it is anticipated that the sub-fund will track the performance of the Index with a tracking error of up to 1%. The return, used to compute the tracking error of the sub-fund, is determined before taking into account any swing pricing mechanism.

### Techniques and instruments on securities and Derivatives

In order to deal with inflows and outflows and also with some local market specificities (market access and liquidity, local tax); the Investment Manager will be able to combine the direct replication with a replication through derivatives such as amongst other futures. In case of such replication, the sub-fund may hold deposits while keeping full exposure to the Index.

The sub-fund may enter into any efficient portfolio management techniques and instruments relating to transferable securities and money market instruments, such as securities lending and borrowing, reverse purchase agreement and repurchase agreement for the purposes of efficient portfolio management as described and in compliance with sections "Techniques and Instruments on Securities Financing Transactions" and "Replication Methods" of this prospectus. In particular, such techniques and instruments may be used in order to generate additional income.

The maximum and expected proportions of the sub-fund's assets that can be subject to SFT and TRS are disclosed in the table "USE OF SECURITIES FINANCING TRANSACTIONS AND TOTAL RETURN SWAPS".

**Sub-fund base currency** : Euro

### Investment Manager

Amundi Asset Management

## Main Risks

See "Risk Descriptions" for more information.

### Risks of ordinary market conditions

Credit	Management
Derivatives	Market
High Yield	Sampling index replication
Index replication	Sustainable Investment
Interest rate	Use of techniques and Instruments
Investment fund	

### Risks of unusual market conditions

Counterparty	Liquidity
Operational	Standard practices
Default	

### Risk management method

Commitment

## Planning Your Investment

Designed for Investors who understand the risks of the sub-fund and plan to invest for at least 4 years.

The sub-fund may appeal to investors who:

- are interested in investment growth in the long term
- are looking to replicate the performance of the Index while accepting its associated risks and volatility

**Business day** Any day that is a day when Euronext Paris is fully open.

**Transaction Day** Requests received and accepted by 15:30 CET on a Business day will ordinarily be processed on the NAV of the first business day (including the business day when the relevant requests are received) that is also a full bank business day in Germany market, in United Kingdom market and in France market. Transaction settlement will occur within two Business days after the relevant transaction day.

In addition, technical net asset values ("T-NAV") may be calculated and published for any calendar day (excluding Saturdays and Sundays) that is neither a business day nor a transaction day. These T-NAV are merely indicative and will not be the basis for purchasing, switching, redeeming and/or transferring shares.

**NAV publication Day :** Transaction Day +1

**Switching in/out** Permitted

## MAIN SHARE CLASSES AND FEES

Share class	Currency	Min initial Investment*	Fees for share transactions		Annual fees	
			Purchase (max)	Switch (max)	Management (max)	Administration (max)
UCITS ETF DR Acc	EUR	USD 1,000,000	3.00%	1.00%	0.33%	0.07%
UCITS ETF DR Dist	EUR	USD 1,000,000	3.00%	1.00%	0.25%	0.10%

See section "Notes on sub-fund Costs" in the prospectus. Other share classes may be available. For a current listing of available classes, go to [amundi.lu/amundi-index-solutions](http://amundi.lu/amundi-index-solutions)

\* Those minimums are applied in USD or in the equivalent amount, in the relevant share class currency.

## Index provider disclaimer

The iBoxx MSCI ESG EUR High Yield Corporates TCA (the "Index") referenced herein is the property of Markit Indices Limited. ("Index Sponsor") and has been licensed for use in connection with AMUNDI EURO HIGH YIELD BOND ESG. Each party acknowledges and agrees that AMUNDI EURO HIGH YIELD BOND ESG is not sponsored, endorsed or promoted by the Index Sponsor. The Index Sponsor make no representation whatsoever, whether express or implied, and hereby expressly disclaim all warranties (including, without limitation, those of merchantability or fitness for a particular purpose or use), with respect to the Index or any data included therein or relating thereto, and in particular disclaim any warranty either as to the quality, accuracy and/or completeness of the Index or any data included therein, the results obtained from the use of the Index and/or the composition of the Index at any particular time on any particular date or otherwise and/or the creditworthiness of any entity, or the likelihood of the occurrence of a credit event or similar event (however defined) with respect to an obligation, in the Index at any particular time on any particular date or otherwise. The Index Sponsor shall not be liable (whether in negligence or otherwise) to the parties or any other person for any error in the Index, and the Index Sponsor is under no obligation to advise the parties or any person of any error therein.

The Index Sponsor makes no representation whatsoever, whether express or implied, as to the advisability of purchasing or selling AMUNDI EURO HIGH YIELD BOND ESG, the ability of the Index to track relevant markets' performances, or otherwise relating to the Index or any transaction or product with respect thereto, or of assuming any risks in connection therewith. The Index Sponsor has no obligation to take the needs of any party into consideration in determining, composing or calculating the Index. No party purchasing or selling AMUNDI EURO HIGH YIELD BOND ESG, nor the Index Sponsor, shall have any liability to any party for any act or failure to act by the Index Sponsor in connection with the determination, adjustment, calculation or maintenance of the Index. The Index Sponsor and its affiliates may deal in any obligations that compose the Index, and may, where permitted, accept deposits from, make loans or otherwise extend credit to, and generally engage in any kind of commercial or investment banking or other business with the issuers of such obligations or their affiliates, and may act with respect to such business as if the Index did not exist, regardless of whether such action might adversely affect the Index or AMUNDI EURO HIGH YIELD BOND ESG."

# AMUNDI EUR SHORT TERM HIGH YIELD CORPORATE BOND ESG

## Objective and Investment Policy

### Objective

To track the performance of iBoxx MSCI ESG EUR High Yield Corporates 1-3 TCA index (the "Index"), and to minimize the tracking error between the net asset value of the sub-fund and the performance of the Index.

The sub-fund is a financial product that promotes among other characteristics ESG characteristics pursuant to Article 8 of the Disclosure Regulation, as further described in Annex 1 - ESG Related Disclosures to this Prospectus.

### Index Description

- General description of the Index

iBoxx MSCI ESG EUR High Yield Corporates 1-3 TCA Index is a bond index representative of euro-denominated BB/B rated bonds issued by corporate issuers that follows the rules of the iBoxx EUR High Yield Corporates 1-3 TCA index (the "Parent Index") and applies ESG criteria for security eligibility.

The Index is a Total Return Index : the coupons paid by the Index constituents are included in the index return.

- Index currency: Euro
- Index Composition

The eligible universe of the Index includes all securities that compose the Parent Index, which comprises euro denominated bonds issued by public or private corporate issuers with the following eligibility criteria:

- only EUR denominated debt from corporate issuers is eligible, independent of country of risk or origin.

- all bonds must have an average credit rating of BB or B. The average rating is computed by iBoxx, based on the credit ratings provided by the three rating services: Fitch Ratings, Moody's Investors Service or S&P Global Ratings.

- to qualify for the index all eligible bonds must have a remaining time to maturity of at least 2 years, measured from the respective rebalancing date to the maturity date. For bonds already included in the Index, the minimum time to maturity is 1 year at each monthly rebalancing. All bonds must have at the rebalancing day a time to maturity between one and three year.

- all bonds require a minimum amount outstanding of EUR 300 million in order to be eligible for the Index.

Then, the Index screens out the constituents of the Parent Index, as further described in Annex 1 - ESG Related Disclosures to this Prospectus.

- Index Revision

The Index rebalancing is planned monthly.

- Index Publication

The Index is calculated and published by Markit .

iBoxx MSCI ESG EUR High Yield Corporates 1-3 TCA index value is available via Bloomberg. At the date of the prospectus, the ticker is: IBXXME1T

Markit index methodology, composition, revision rules and additional information concerning the Index underlying components are available on [markit.com](http://markit.com)

## Management Process

The exposure to the Index will be achieved through a direct replication, mainly by making direct investments in transferable securities and/or other eligible assets representing the Index constituents.

The sub-fund intends to implement a sampled replication model in order to track the performance of the Index and it is therefore not expected that the sub-fund will hold each and every underlying component of the Index at all times or hold them in the same proportion as their weightings in the Index. The sub-fund may also hold some securities which are not underlying components of the Index.

The sub-fund integrates sustainability risks and takes into account principal adverse impacts of investments on sustainability factors in its investment process as outlined in more detail in section "Sustainable Investing" of this prospectus and will not hold any securities of companies involved in the production or sale of controversial weapons, or companies in breach of international conventions on Human or Labor Rights, or companies involved in controversial industries: tobacco, thermal coal, nuclear weapons or unconventional oil & gas as defined in "Replication Methods".

### Tracking Error

The tracking error measures the volatility of the difference between the return of the sub-fund and the return of the Index. In normal market conditions, it is anticipated that the sub-fund will track the performance of the Index with a tracking error of up to 1%. The return, used to compute the tracking error of the sub-fund, is determined before taking into account any swing pricing mechanism.

### Techniques and instruments on securities and Derivatives

In order to deal with inflows and outflows and also with some local market specificities (market access and liquidity, local tax); the Investment Manager will be able to combine the direct replication with a replication through derivatives such as amongst other futures. In case of such replication, the sub-fund may hold deposits while keeping full exposure to the Index.

The sub-fund may enter into any efficient portfolio management techniques and instruments relating to transferable securities and money market instruments, such as securities lending and borrowing, reverse purchase agreement and repurchase agreement for the purposes of efficient portfolio management as described and in compliance with sections "Techniques and Instruments on Securities Financing Transactions" and "Replication Methods" of this prospectus. In particular, such techniques and instruments may be used in order to generate additional income.

The maximum and expected proportions of the sub-fund's assets that can be subject to SFT and TRS are disclosed in the table "USE OF SECURITIES FINANCING TRANSACTIONS AND TOTAL RETURN SWAPS".

**Sub-fund base currency** : Euro

### Investment Manager

Amundi Asset Management

## Main Risks

See "Risk Descriptions" for more information.

### Risks of ordinary market conditions

Credit	Management
Derivatives	Market
High Yield	Sampling index replication
Index replication	Sustainable Investment
Interest rate	Use of techniques and Instruments
Investment fund	
Listing market liquidity (ETF share class)	

### Risks of unusual market conditions

Counterparty	Liquidity
Operational	Standard practices
Default	

**Risk management method** Commitment



## Planning Your Investment

Designed for Investors who understand the risks of the sub-fund and plan to invest for at least 4 Years.

The sub-fund may appeal to investors who:

- are interested in investment growth in the long term
- are looking to replicate the performance of the Index while accepting its associated risks and volatility

The sub-fund may appeal to investors who are looking to replicate the performance of the Index

**Business day** Any day that is a day when Euronext Paris is fully open.

**Transaction Day** Requests received and accepted by 15:30 CET on a Business day will ordinarily be processed on the NAV of the first business day (including the business day when the relevant requests are received) that is also a full bank business day in Germany market and in United Kingdom market. Transaction settlement will occur within two Business days after the relevant transaction day.

In addition, technical net asset values ("T-NAV") may be calculated and published for any calendar day (excluding Saturdays and Sundays) that is neither a business day nor a transaction day. These T-NAV are merely indicative and will not be the basis for purchasing, switching, redeeming and/or transferring shares.

**NAV publication Day :** Transaction Day +1

**Switching in/out** Permitted

## MAIN SHARE CLASSES AND FEES

			Fees for share transactions		Annual fees	
Share class	Currency	Min initial Investment*	Purchase (max)	Switch (max)	Management (max)	Administration (max)
UCITS ETF	EUR	USD 1,000,000	3.00%	1.00%	0.20%	0.10%

See section "Notes on sub-fund Costs" in the prospectus. Other share classes may be available. For a current listing of available classes, go to [amundi.lu/amundi-index-solutions](http://amundi.lu/amundi-index-solutions)

\* Those minimums are applied in USD or in the equivalent amount, in the relevant share class currency.

## Index provider disclaimer

The iBoxx MSCI ESG EUR High Yield Corporates 1-3 TCA index (the "Index") referenced herein is the property of Markit Indices Limited. ("Index Sponsor") and has been licensed for use in connection with AMUNDI EUR SHORT TERM HIGH YIELD CORPORATE BOND ESG. Each party acknowledges and agrees that AMUNDI EUR SHORT TERM HIGH YIELD CORPORATE BOND ESG is not sponsored, endorsed or promoted by the Index Sponsor. The Index Sponsor makes no representation whatsoever, whether express or implied, and hereby expressly disclaims all warranties (including, without limitation, those of merchantability or fitness for a particular purpose or use), with respect to the Index or any data included therein or relating thereto, and in particular disclaim any warranty either as to the quality, accuracy and/or completeness of the Index or any data included therein, the results obtained from the use of the Index and/or the composition of the Index at any particular time on any particular date or otherwise and/or the creditworthiness of any entity, or the likelihood of the occurrence of a credit event or similar event (however defined) with respect to an obligation, in the Index at any particular time on any particular date or otherwise. The Index Sponsor shall not be liable (whether in negligence or otherwise) to the parties or any other person for any error in the Index, and the Index Sponsor is under no obligation to advise the parties or any person of any error therein.

The Index Sponsor makes no representation whatsoever, whether express or implied, as to the advisability of purchasing or selling AMUNDI EUR SHORT TERM HIGH YIELD CORPORATE BOND ESG, the ability of the Index to track relevant markets' performances, or otherwise relating to the Index or any transaction or product with respect thereto, or of assuming any risks in connection therewith. The Index Sponsor has no obligation to take the needs of any party into consideration in determining, composing or calculating the Index. No party purchasing or selling AMUNDI EUR SHORT TERM HIGH YIELD CORPORATE BOND ESG, nor the Index Sponsor, shall have any liability to any party for any act or failure to act by the Index Sponsor in connection with the determination, adjustment, calculation or maintenance of the Index. The Index Sponsor and its affiliates may deal in any obligations that compose the Index, and may, where permitted, accept deposits from, make loans or otherwise extend credit to, and generally engage in any kind of commercial or investment banking or other business with the issuers of such obligations or their affiliates, and may act with respect to such business as if the Index did not exist, regardless of whether such action might adversely affect the Index or AMUNDI EUR SHORT TERM HIGH YIELD CORPORATE BOND ESG.

# AMUNDI EUR FLOATING RATE CORPORATE BOND ESG

## Objective and Investment Policy

### Objective

To track the performance of iBoxx MSCI ESG EUR FRN Investment Grade Corporates TCA Index (the "Index"), and to minimize the tracking error between the net asset value of the sub-fund and the performance of the Index. The sub-fund is a financial product that promotes among other characteristics ESG characteristics pursuant to Article 8 of the Disclosure Regulation, as further described in Annex 1 - ESG Related Disclosures to this Prospectus.

### Index Description

- General description of the Index

iBoxx MSCI ESG EUR FRN Investment Grade Corporates TCA Index is a bond index representative of euro-denominated investment grade floating rate note (FRN) bonds issued by corporate issuers from developed countries that follows the rules of the iBoxx EUR FRN Investment Grade Corporates TCA Index (the "Parent Index") and applies ESG criteria for security eligibility.

The Index is a Total Return Index : the coupons paid by the index constituents are included in the index return.

- Index currency: Euro
- Index Composition

The eligible universe of the Index includes all securities that compose the Parent Index, which comprises euro denominated senior floating rated notes (FRNs) bonds issued by corporate issuers from developed countries with the following eligibility criteria:

- all bonds must have an average credit rating equivalent to investment grade. The average credit rating is computed by iBoxx, based on the credit ratings provided by the three rating services: Fitch Ratings, Moody's Investors Service or S&P Global Ratings. Investment grade is defined as BBB- or higher from Fitch Ratings and S&P Global Ratings and Baa3 or higher from Moody's Investor Service.

- all eligible bonds must have a remaining time to maturity of at least 1 month measured from the respective rebalancing date to the maturity date.

- all bonds require a minimum amount outstanding of EUR 300 million in order to be eligible for the Index, as further described in Annex 1 - ESG Related Disclosures to this Prospectus.

- Index Revision

The Index rebalancing is planned monthly.

- Index Publication

The Index is calculated and published by Markit.

iBoxx MSCI ESG EUR FRN Investment Grade Corporates TCA Index value is available via Bloomberg. At the date of the prospectus, the ticker is: IBXXFRNT

The performance tracked by the Index is the 17:15 fixing (Paris time). Prices used in the Index calculation are mid prices. New securities entering the Index are included in the Index at their respective ask prices.

Markit index methodology, composition, revision rules and additional information concerning the Index underlying components are available on [markit.com](http://markit.com)

## Management Process

The exposure to the Index will be achieved through a direct replication, mainly by making direct investments in transferable securities and/or other eligible assets representing the Index constituents.

The sub-fund intends to implement a sampled replication model in order to track the performance of the Index and it is therefore not expected that the sub-fund will hold each and every underlying component of the Index at all times or hold them in the same proportion as their weightings in the Index. The sub-fund may also hold some securities which are not underlying components of the Index.

The sub-fund integrates sustainability risks and takes into account principal adverse impacts of investments on sustainability factors in its investment process as outlined in more detail in section "Sustainable Investing" of this prospectus and will not hold any securities of companies involved in the production or sale of controversial weapons, or companies in breach of international conventions on Human or Labor Rights, or companies involved in controversial industries: tobacco, thermal coal, nuclear weapons or unconventional oil & gas as defined in "Replication Methods".

### Tracking Error

The tracking error measures the volatility of the difference between the return of the sub-fund and the return of the Index. In normal market conditions, it is anticipated that the sub-fund will track the performance of the Index with a tracking error of up to 1%. The return, used to compute the tracking error of the sub-fund, is determined before taking into account any swing pricing mechanism.

### Techniques and instruments on securities and Derivatives

In order to deal with inflows and outflows and also with some local market specificities (market access and liquidity, local tax); the Investment Manager will be able to combine the direct replication with a replication through derivatives such as amongst other futures. In case of such replication, the sub-fund may hold deposits while keeping full exposure to the Index.

The sub-fund may enter into any efficient portfolio management techniques and instruments relating to transferable securities and money market instruments, such as securities lending and borrowing, reverse purchase agreement and repurchase agreement for the purposes of efficient portfolio management as described and in compliance with sections "Techniques and Instruments on Securities Financing Transactions" and "Replication Methods" of this prospectus. In particular, such techniques and instruments may be used in order to generate additional income.

The maximum and expected proportions of the sub-fund's assets that can be subject to SFT and TRS are disclosed in the table "USE OF SECURITIES FINANCING TRANSACTIONS AND TOTAL RETURN SWAPS".

**Sub-fund base currency :** Euro

### Investment Manager

Amundi Asset Management

## Main Risks

See "Risk Descriptions" for more information.

### Risks of ordinary market conditions

Credit	Management
Derivatives	Market
Index replication	Sampling index replication
Interest rate	Sustainable Investment
Investment fund	Use of techniques and Instruments

### Risks of unusual market conditions

Counterparty	Liquidity
Operational	Standard practices
Default	

### Risk management method

Commitment

## Planning Your Investment

Designed for Investors who understand the risks of the sub-fund and plan to invest for at least 4 years.

The sub-fund may appeal to investors who:

- are interested in investment growth in the long term
- are looking to replicate the performance of the Index while accepting its associated risks and volatility

**Business day** Any day that is a day when Euronext Paris is fully open.

**Transaction Day** Requests received and accepted by 15:30 CET on a Business day will ordinarily be processed on the NAV of the first business day (including the business day when the relevant requests are received) that is also a full bank business day in Germany market, in United Kingdom market and in France market. Transaction settlement will occur within two Business days after the relevant transaction day.

In addition, technical net asset values ("T-NAV") may be calculated and published for any calendar day (excluding Saturdays and Sundays) that is neither a business day nor a transaction day. These T-NAV are merely indicative and will not be the basis for purchasing, switching, redeeming and/or transferring shares.

**NAV publication Day :** Transaction Day +1

**Switching in/out** Permitted

## MAIN SHARE CLASSES AND FEES

Share class	Currency	Min initial Investment*	Fees for share transactions		Annual fees	
			Purchase (max)	Switch (max)	Management (max)	Administration (max)
UCITS ETF	EUR	USD 1,000,000	3.00%	1.00%	0.11%	0.07%
UCITS ETF GBP HEDGED	GBP	USD 1,000,000	3.00%	1.00%	0.13%	0.07%
UCITS ETF USD HEDGED	USD	USD 1,000,000	3.00%	1.00%	0.13%	0.07%
UCITS ETF MXN HEDGED	MXN	USD 1,000,000	3.00%	1.00%	0.13%	0.10%

See section "Notes on sub-fund Costs" in the prospectus. Other share classes may be available. For a current listing of available classes, go to [amundi.lu/amundi-index-solutions](http://amundi.lu/amundi-index-solutions)

\* Those minimums are applied in USD or in the equivalent amount, in the relevant share class currency.

## Index provider disclaimer

The Index referenced herein is the property of Markit Indices Limited. ("Index Sponsor") and has been licensed for use in connection with AMUNDI EUR FLOATING RATE CORPORATE BOND ESG. Each party acknowledges and agrees that AMUNDI EUR FLOATING RATE CORPORATE BOND ESG is not sponsored, endorsed or promoted by the Index Sponsor. The Index Sponsor make no representation whatsoever, whether express or implied, and hereby expressly disclaim all warranties (including, without limitation, those of merchantability or fitness for a particular purpose or use), with respect to the Index or any data included therein or relating thereto, and in particular disclaim any warranty either as to the quality, accuracy and/or completeness of the Index or any data included therein, the results obtained from the use of the Index and/or the composition of the Index at any particular time on any particular date or otherwise and/or the creditworthiness of any entity, or the likelihood of the occurrence of a credit event or similar event (however defined) with respect to an obligation, in the Index at any particular time on any particular date or otherwise. The Index Sponsor shall not be liable (whether in negligence or otherwise) to the parties or any other person for any error in the Index, and the Index Sponsor is under no obligation to advise the parties or any person of any error therein.

The Index Sponsor makes no representation whatsoever, whether express or implied, as to the advisability of purchasing or selling AMUNDI EUR FLOATING RATE CORPORATE BOND ESG, the ability of the Index to track relevant markets' performances, or otherwise relating to the Index or any transaction or product with respect thereto, or of assuming any risks in connection therewith. The Index Sponsor has no obligation to take the needs of any party into consideration in determining, composing or calculating the Index. No party purchasing or selling AMUNDI EUR FLOATING RATE CORPORATE BOND ESG, nor the Index Sponsor, shall have any liability to any party for any act or failure to act by the Index Sponsor in connection with the determination, adjustment, calculation or maintenance of the Index. The Index Sponsor and its affiliates may deal in any obligations that compose the Index, and may, where permitted, accept deposits from, make loans or otherwise extend credit to, and generally engage in any kind of commercial or investment banking or other business with the issuers of such obligations or their affiliates, and may act with respect to such business as if the Index did not exist, regardless of whether such action might adversely affect the Index or AMUNDI EUR FLOATING RATE CORPORATE BOND ESG.

# AMUNDI USD FLOATING RATE CORPORATE BOND ESG

## Objective and Investment Policy

### Objective

To track the performance of iBoxx MSCI ESG USD FRN Investment Grade Corporates TCA Index ("the Index"), and to minimize the tracking error between the net asset value of the sub-fund and the performance of the Index.

The sub-fund is a financial product that promotes among other characteristics ESG characteristics pursuant to Article 8 of the Disclosure Regulation, as further described in Annex 1 - ESG Related Disclosures to this Prospectus.

### Index Description

- General description of the Index

iBoxx MSCI ESG USD FRN Investment Grade Corporates TCA Index is a bond index representative of USD denominated investment grade floating rate note (FRN) bonds issued by corporate issuers from developed countries that follows the rules of the iBoxx USD FRN Investment Grade Corporates TCA Index (the "Parent Index") and applies ESG criteria for security eligibility.

The Index is a Total Return Index : the coupons paid by the index constituents are included in the index return.

- Index currency: US Dollar
- Index Composition

The eligible universe of the Index includes all securities that compose the Parent Index, which comprises euro denominated senior floating rated notes (FRNs) bonds issued by corporate issuers from developed countries with the following eligibility criteria:

- all bonds must have an average credit rating equivalent to investment grade. The average credit rating is computed by iBoxx, based on the credit ratings provided by the three rating services: Fitch Ratings, Moody's Investors Service or S&P Global Ratings. Investment grade is defined as BBB- or higher from Fitch Ratings and S&P Global Ratings and Baa3 or higher from Moody's Investor Service.
- all eligible bonds must have a remaining time to maturity of at least 1 month measured from the respective rebalancing date to the maturity date.
- all bonds require a minimum amount outstanding of EUR 300 million in order to be eligible for the Index, as further described in Annex 1 - ESG Related Disclosures to this Prospectus.

- Index Revision

The Index rebalancing is planned monthly.

- Index Publication

The Index is calculated and published by Markit .

iBoxx MSCI ESG USD FRN Investment Grade Corporates TCA Index value is available via Bloomberg. At the date of the prospectus, the ticker is: IBXXFRN3

The performance tracked by the Index is the 16:00 fixing (New York time). Prices used in the Index calculation are mid prices. New securities entering the Index are included in the Index at their respective ask prices.

Markit index methodology, composition, revision rules and additional information concerning the Index underlying components are available on [markit.com](http://markit.com)

## Management Process

The exposure to the Index will be achieved through a direct replication, mainly by making direct investments in transferable securities and/or other eligible assets representing the Index constituents.

The sub-fund intends to implement a sampled replication model in order to track the performance of the Index and it is therefore not expected that the sub-fund will hold each and every underlying component of the Index at all times or hold them in the same proportion as their weightings in the Index. The sub-fund may also hold some securities which are not underlying components of the Index.

The sub-fund integrates sustainability risks and takes into account principal adverse impacts of investments on sustainability factors in its investment process as outlined in more detail in section "Sustainable Investing" of this prospectus and will not hold any securities of companies involved in the production or sale of controversial weapons, or companies in breach of international conventions on Human or Labor Rights, or companies involved in controversial industries: tobacco, thermal coal, nuclear weapons or unconventional oil & gas as defined in "Replication Methods".

### Tracking Error

The tracking error measures the volatility of the difference between the return of the sub-fund and the return of the Index. In normal market conditions, it is anticipated that the sub-fund will track the performance of the Index with a tracking error of up to 1%. The return, used to compute the tracking error of the sub-fund, is determined before taking into account any swing pricing mechanism.

### Techniques and instruments on securities and Derivatives

In order to deal with inflows and outflows and also with some local market specificities (market access and liquidity, local tax); the Investment Manager will be able to combine the direct replication with a replication through derivatives such as amongst other futures. In case of such replication, the sub-fund may hold deposits while keeping full exposure to the Index.

The sub-fund may enter into any efficient portfolio management techniques and instruments relating to transferable securities and money market instruments, such as securities lending and borrowing, reverse purchase agreement and repurchase agreement for the purposes of efficient portfolio management as described and in compliance with sections "Techniques and Instruments on Securities Financing Transactions" and "Replication Methods" of this prospectus. In particular, such techniques and instruments may be used in order to generate additional income.

The maximum and expected proportions of the sub-fund's assets that can be subject to SFT and TRS are disclosed in the table "USE OF SECURITIES FINANCING TRANSACTIONS AND TOTAL RETURN SWAPS".

**Sub-fund base currency** : US Dollar

### Investment Manager

Amundi Asset Management

## Main Risks

See "Risk Descriptions" for more information.

### Risks of ordinary market conditions

Credit	Management
Derivatives	Market
Hedging risk (hedged share class)	Sampling index replication
Index replication	Sustainable Investment
Interest rate	Use of techniques and Instruments
Investment fund	

### Risks of unusual market conditions

Counterparty	Liquidity
Operational	Standard practices
Default	

**Risk management method**                      Commitment

## Planning Your Investment

Designed for Investors who understand the risks of the sub-fund and plan to invest for at least 4 years.

The sub-fund may appeal to investors who:

- are interested in investment growth in the long term
- are looking to replicate the performance of the Index while accepting its associated risks and volatility

**Business day** Any day that is a day when Euronext Paris is fully open.

**Transaction Day** Requests received and accepted by 15:30 CET on a Business day will ordinarily be processed on the NAV of the first business day (including the business day when the relevant requests are received) that is also a full bank business day in USA market. Transaction settlement will occur within two Business days after the relevant transaction day.

In addition, technical net asset values ("T-NAV") may be calculated and published for any calendar day (excluding Saturdays and Sundays) that is neither a business day nor a transaction day. These T-NAV are merely indicative and will not be the basis for purchasing, switching, redeeming and/or transferring shares.

**NAV publication Day :**            **Transaction Day +1**

**Switching in/out**                      Permitted

## MAIN SHARE CLASSES AND FEES

Share class	Currency	Min initial Investment*	Fees for share transactions		Annual fees	
			Purchase (max)	Switch (max)	Management (max)	Administration (max)
UCITS ETF	USD	USD 1,000,000	3.00%	1.00%	0.11%	0.07%
UCITS ETF EUR HEDGED	EUR	USD 1,000,000	3.00%	1.00%	0.13%	0.07%
UCITS ETF MXN HEDGED	MXN	USD 1,000,000	3.00%	1.00%	0.07%	0.07%

See section "Notes on sub-fund Costs" in the prospectus. Other share classes may be available. For a current listing of available classes, go to [amundi.lu/amundi-index-solutions](http://amundi.lu/amundi-index-solutions)

\* Those minimums are applied in USD or in the equivalent amount, in the relevant share class currency.

## Index provider disclaimer

The Index referenced herein is the property of Markit Indices Limited. ("Index Sponsor") and has been licensed for use in connection with AMUNDI USD FLOATING RATE CORPORATE BOND ESG. Each party acknowledges and agrees that AMUNDI USD FLOATING RATE CORPORATE BOND ESG is not sponsored, endorsed or promoted by the Index Sponsor. The Index Sponsor make no representation whatsoever, whether express or implied, and hereby expressly disclaim all warranties (including, without limitation, those of merchantability or fitness for a particular purpose or use), with respect to the Index or any data included therein or relating thereto, and in particular disclaim any warranty either as to the quality, accuracy and/or completeness of the Index or any data included therein, the results obtained from the use of the Index and/or the composition of the Index at any particular time on any particular date or otherwise and/or the creditworthiness of any entity, or the likelihood of the occurrence of a credit event or similar event (however defined) with respect to an obligation, in the Index at any particular time on any particular date or otherwise. The Index Sponsor shall not be liable (whether in negligence or otherwise) to the parties or any other person for any error in the Index, and the Index Sponsor is under no obligation to advise the parties or any person of any error therein.

The Index Sponsor makes no representation whatsoever, whether express or implied, as to the advisability of purchasing or selling AMUNDI USD FLOATING RATE CORPORATE BOND ESG, the ability of the Index to track relevant markets' performances, or otherwise relating to the Index or any transaction or product with respect thereto, or of assuming any risks in connection therewith. The Index Sponsor has no obligation to take the needs of any party into consideration in determining, composing or calculating the Index. No party purchasing or selling AMUNDI USD FLOATING RATE CORPORATE BOND ESG, nor the Index Sponsor, shall have any liability to any party for any act or failure to act by the Index Sponsor in connection with the determination, adjustment, calculation or maintenance of the Index. The Index Sponsor and its affiliates may deal in any obligations that compose the Index, and may, where permitted, accept deposits from, make loans or otherwise extend credit to, and generally engage in any kind of commercial or investment banking or other business with the issuers of such obligations or their affiliates, and may act with respect to such business as if the Index did not exist, regardless of whether such action might adversely affect the Index or AMUNDI USD FLOATING RATE CORPORATE BOND ESG.

# AMUNDI GLOBAL HIGH YIELD CORPORATE BOND ESG

---

## Objective and Investment Policy

### Objective

To track the performance of Bloomberg MSCI Global Corporate High Yield SRI Sustainable Index ("the Index"), and to minimize the tracking error between the net asset value of the sub-fund and the performance of the Index.

The sub-fund is a financial product that promotes among other characteristics ESG characteristics pursuant to Article 8 of the Disclosure Regulation, as further described in Annex 1 - ESG Related Disclosures to this Prospectus.

### Index Description

- General description of the Index

The Bloomberg MSCI Global Corporate High Yield SRI Sustainable Index offers exposure to the high yield corporate bond market denominated in USD, EUR and GBP.

The Index is a Total Return Index : the coupons paid by the Index constituents are included in the index return.

- Index currency: US Dollar
- Index Composition

Among the universe of USD, EUR and GBP denominated high yield bonds issued by companies in developed markets, Bloomberg Barclays selects bonds using rules on criteria such as but not limited to:

- (1) Minimum amount outstanding at bond level;
- (2) Remaining time to maturity;
- (3) Issuers being attributed an "ESG Rating" (as defined by MSCI), as further described in Annex 1 - ESG Related Disclosures to this Prospectus.

- Index Revision

The Index rebalancing is planned monthly.

- Index Publication

The Index is calculated and published by Bloomberg .

Bloomberg MSCI Global Corporate High Yield SRI Sustainable Index value is available via Bloomberg. At the date of the prospectus, the ticker is: I35333US

Bloomberg index methodology, composition, revision rules and additional information concerning the Index underlying components are available on [bloomberg.com](http://bloomberg.com)

## Management Process

The exposure to the Index will be achieved through a direct replication, mainly by making direct investments in transferable securities and/or other eligible assets representing the Index constituents.

The sub-fund intends to implement a sampled replication model in order to track the performance of the Index and it is therefore not expected that the sub-fund will hold each and every underlying component of the Index at all times or hold them in the same proportion as their weightings in the Index. The sub-fund may also hold some securities which are not underlying components of the Index.

The sub-fund integrates sustainability risks and takes into account principal adverse impacts of investments on sustainability factors in its investment process as outlined in more detail in section "Sustainable Investing" of this prospectus and will not hold any securities of companies involved in the production or sale of controversial weapons, or companies in breach of international conventions on Human or Labor Rights, or companies involved in controversial industries: tobacco, thermal coal, nuclear weapons or unconventional oil & gas as defined in "Replication Methods".

### Tracking Error

The tracking error measures the volatility of the difference between the return of the sub-fund and the return of the Index. In normal market conditions, it is anticipated that the sub-fund will track the performance of the Index with a tracking error of up to 1%. The return, used to compute the tracking error of the sub-fund, is determined before taking into account any swing pricing mechanism.

### Techniques and instruments on securities and Derivatives

In order to deal with inflows and outflows and also with some local market specificities (market access and liquidity, local tax); the Investment Manager will be able to combine the direct replication with a replication through derivatives such as amongst other futures. In case of such replication, the sub-fund may hold deposits while keeping full exposure to the Index.

The sub-fund may enter into any efficient portfolio management techniques and instruments relating to transferable securities and money market instruments, such as securities lending and borrowing, reverse purchase agreement and repurchase agreement for the purposes of efficient portfolio management as described and in compliance with sections "Techniques and Instruments on Securities Financing Transactions" and "Replication Methods" of this prospectus. In particular, such techniques and instruments may be used in order to generate additional income.

The maximum and expected proportions of the sub-fund's assets that can be subject to SFT and TRS are disclosed in the table "USE OF SECURITIES FINANCING TRANSACTIONS AND TOTAL RETURN SWAPS".

**Sub-fund base currency** : US Dollar

### Investment Manager

Amundi Asset Management

## Main Risks

See "*Risk Descriptions*" for more information.

### Risks of ordinary market conditions

Credit	Investment fund
Currency	Management
Derivatives	Market
Hedging risk (hedged share class)	Sampling index replication
High Yield	Sustainable Investment
Index replication	Use of techniques and Instruments
Interest rate	
Listing market liquidity (ETF share class)	

### Risks of unusual market conditions

Counterparty	Liquidity
Operational	Standard practices
Default	

**Risk management method** Commitment



## Planning Your Investment

Designed for Investors who understand the risks of the sub-fund and plan to invest for at least 3 years.

The sub-fund may appeal to investors who:

- are interested in investment growth in the medium term
- are looking to replicate the performance of the Index while accepting its associated risks and volatility

**Business day** Any day that is a day when Euronext Paris is fully open.

**Transaction Day** Requests received and accepted by 14:00 CET on a Business day will ordinarily be processed on the NAV of the first business day (including the business day when the relevant requests are received) that is also a full bank business day in USA market. Transaction settlement will occur within two Business days after the relevant transaction day.

In addition, technical net asset values ("T-NAV") may be calculated and published for any calendar day (excluding Saturdays and Sundays) that is neither a business day nor a transaction day. These T-NAV are merely indicative and will not be the basis for purchasing, switching, redeeming and/or transferring shares.

**NAV publication Day :** **Transaction Day +1**

**Switching in/out** Permitted

## MAIN SHARE CLASSES AND FEES

Share class	Currency	Min initial Investment*	Fees for share transactions		Annual fees	
			Purchase (max)	Switch (max)	Management (max)	Administration (max)
UCITS ETF DR - USD	USD	USD 1,000,000	3.00%	1.00%	0.15%	0.10%

See section "Notes on sub-fund Costs" in the prospectus. Other share classes may be available. For a current listing of available classes, go to [amundi.lu/amundi-index-solutions](http://amundi.lu/amundi-index-solutions)

\* Those minimums are applied in USD or in the equivalent amount, in the relevant share class currency.

## Index provider disclaimer

"Bloomberg®" and Bloomberg MSCI Global Corporate High Yield SRI Sustainable are service marks of Bloomberg Finance L.P. and its affiliates, including Bloomberg Index Services Limited ("BISL"), the administrator of the index (collectively, "Bloomberg"), and have been licensed for use for certain purposes by Amundi Asset Management.

The Sub-Funds are not sponsored, endorsed, sold or promoted by Bloomberg. Bloomberg does not make any representation or warranty, express or implied, to the owners of or counterparties to the AMUNDI GLOBAL HIGH YIELD CORPORATE BOND ESG or any member of the public regarding the advisability of investing in securities generally or in the AMUNDI GLOBAL HIGH YIELD CORPORATE BOND ESG particularly. The only relationship of Bloomberg to Amundi Asset Management is the licensing of certain trademarks, trade names and service marks and of the Bloomberg MSCI Global Corporate High Yield SRI Sustainable Index, which is determined, composed and calculated by BISL without regard to Amundi Asset Management or the AMUNDI GLOBAL HIGH YIELD CORPORATE BOND ESG. Bloomberg has no obligation to take the needs of Amundi Asset Management or the owners of the AMUNDI GLOBAL HIGH YIELD CORPORATE BOND ESG into consideration in determining, composing or calculating the Bloomberg MSCI Global Corporate High Yield SRI Sustainable Index. Bloomberg is not responsible for and has not participated in the determination of the timing of, prices at, or quantities of the AMUNDI GLOBAL HIGH YIELD CORPORATE BOND ESG to be issued. Bloomberg shall not have any obligation or liability, including, without limitation, to AMUNDI GLOBAL HIGH YIELD CORPORATE BOND ESG customers, in connection with the administration, marketing or trading of the AMUNDI GLOBAL HIGH YIELD CORPORATE BOND ESG.

BLOOMBERG DOES NOT GUARANTEE THE ACCURACY AND/OR THE COMPLETENESS OF THE BLOOMBERG MSCI GLOBAL CORPORATE HIGH YIELD SRI SUSTAINABLE INDEX OR ANY DATA RELATED THERETO AND SHALL HAVE NO LIABILITY FOR ANY ERRORS, OMISSIONS OR INTERRUPTIONS THEREIN. BLOOMBERG DOES NOT MAKE ANY WARRANTY, EXPRESS OR IMPLIED, AS TO RESULTS TO BE OBTAINED BY AMUNDI ASSET MANAGEMENT, OWNERS OF THE AMUNDI GLOBAL HIGH YIELD CORPORATE BOND ESG OR ANY OTHER PERSON OR ENTITY FROM THE USE OF THE BLOOMBERG MSCI GLOBAL CORPORATE HIGH YIELD SRI SUSTAINABLE INDEX OR ANY DATA RELATED THERETO. BLOOMBERG DOES NOT MAKE ANY EXPRESS OR IMPLIED WARRANTIES AND EXPRESSLY DISCLAIMS ALL WARRANTIES OF MERCHANTABILITY OR FITNESS FOR A PARTICULAR PURPOSE OR USE WITH RESPECT TO THE BLOOMBERG MSCI GLOBAL CORPORATE HIGH YIELD SRI SUSTAINABLE INDEX OR ANY DATA RELATED THERETO. WITHOUT LIMITING ANY OF THE FOREGOING, TO THE MAXIMUM EXTENT ALLOWED BY LAW, BLOOMBERG, ITS LICENSORS, AND ITS AND THEIR RESPECTIVE EMPLOYEES, CONTRACTORS, AGENTS, SUPPLIERS, AND VENDORS SHALL HAVE NO LIABILITY OR RESPONSIBILITY WHATSOEVER FOR ANY INJURY OR DAMAGES - WHETHER DIRECT, INDIRECT, CONSEQUENTIAL, INCIDENTAL, PUNITIVE OR OTHERWISE - ARISING IN CONNECTION WITH THE AMUNDI GLOBAL HIGH YIELD CORPORATE BOND ESG OR BLOOMBERG MSCI GLOBAL CORPORATE HIGH YIELD SRI SUSTAINABLE INDEX OR ANY DATA OR VALUES RELATING THERETO - WHETHER ARISING FROM THEIR NEGLIGENCE OR OTHERWISE, EVEN IF NOTIFIED OF THE POSSIBILITY THEREOF.

# AMUNDI GLOBAL EMERGING BOND MARKET IBOXX

## Objective and Investment Policy

### Objective

To track the performance of Markit iBoxx USD Liquid Emerging Markets Sovereigns Index (the "Index"), and to minimize the tracking error between the net asset value of the sub-fund and the performance of the Index.

### Index Description

- General description of the Index

Markit iBoxx USD Liquid Emerging Markets Sovereigns Index is a bond index representative of US dollar-denominated bonds issued by the governments or central banks of emerging countries.

The index is a Total Return Index : the coupons paid by the index constituents are included in the Index return.

- Index currency: US Dollar
- Index Composition

The Markit iBoxx USD Liquid Emerging Markets Sovereigns Index includes bonds with the following eligibility criteria:

- US dollar-denominated bonds with fixed coupons or with a step clause (ability to modify the coupons rate during the bonds duration, under conditions specific to each bond);
- issued in a total amount of at least 500 million US dollars;
- maturity over 2 years when entering the index (1.25 years for bonds already in the index);
- bonds with a minimum average CCC rating by Fitch, Moodys and Standard and Poor's;
- the issuer shall not have defaulted on its external debt and have a long-term debt rated by one of the following rating agencies: Fitch, Moodys or Standard & Poors. Default is based on the information provided by the rating agencies (Fitch, Moodys or Standard & Poors), or with a D or RD rating for Fitch, C or Ca for Moodys and D or SD for S&P.

Each country is represented by at least two issues. The weight of each country is calculated taking into account all the issues in USD for that country.

The weight of each index component is based on its market value.

- Index Revision

The Index rebalancing is planned quarterly.

- Index Publication

The Index is calculated and published by Markit.

Markit iBoxx USD Liquid Emerging Markets Sovereigns Index value is available via Bloomberg. At the date of the prospectus, the ticker is: IBXXLES1

The performance tracked by the Index is the 4:00 pm fixing (New York time). Prices used in the Index calculation are mid prices.

Markit index methodology, composition, revision rules and additional information concerning the Index underlying components are available on [markit.com](http://markit.com)

## Management Process

The exposure to the Index will be achieved through a direct replication, mainly by making direct investments in transferable securities and/or other eligible assets representing the Index constituents.

The sub-fund intends to implement a sampled replication model in order to track the performance of the Index and it is therefore not expected that the sub-fund will hold each and every underlying component of the Index at all times or hold them in the same proportion as their weightings in the Index. The sub-fund may also hold some securities which are not underlying components of the Index.

The sub-fund will not hold any securities of companies involved in the production or sale of controversial weapons as defined in "Replication Methods".

The sub-fund does not integrate sustainability risks nor take into account principal adverse impact of investments on sustainability factors in its investment process as its objective is to replicate as closely as possible the performance of a benchmark that does not take into consideration such risks in its methodology.

The Sub-Fund does not integrate a consideration of environmentally sustainable economic activities (as prescribed in the Taxonomy Regulation) in its management process. Therefore, for the purpose of the Taxonomy Regulation, it should be noted that the investments underlying the Sub-Fund do not take into account the EU criteria for environmentally sustainable economic activities.

### Tracking Error

The tracking error measures the volatility of the difference between the return of the sub-fund and the return of the Index. In normal market conditions, it is anticipated that the sub-fund will track the performance of the Index with a tracking error of up to 1%. The return, used to compute the tracking error of the sub-fund, is determined before taking into account any swing pricing mechanism.

### Techniques and instruments on securities and Derivatives

In order to deal with inflows and outflows and also with some local market specificities (market access and liquidity, local tax); the Investment Manager will be able to combine the direct replication with a replication through derivatives such as amongst other futures. In case of such replication, the sub-fund may hold deposits while keeping full exposure to the Index.

The sub-fund may enter into any efficient portfolio management techniques and instruments relating to transferable securities and money market instruments, such as securities lending and borrowing, reverse purchase agreement and repurchase agreement for the purposes of efficient portfolio management as described and in compliance with sections "Techniques and Instruments on Securities Financing Transactions" and "Replication Methods" of this prospectus. In particular, such techniques and instruments may be used in order to generate additional income.

The maximum and expected proportions of the sub-fund's assets that can be subject to SFT and TRS are disclosed in the table "USE OF SECURITIES FINANCING TRANSACTIONS AND TOTAL RETURN SWAPS".

**Sub-fund base currency :** US Dollar

### Investment Manager

Amundi Asset Management

## Main Risks

See "Risk Descriptions" for more information.

### Risks of ordinary market conditions

Credit	Investment fund
Derivatives	Management
Emerging Market	Market
High Yield	Sampling index replication
Index replication	Sustainability
Interest rate	Use of techniques and Instruments

### Risks of unusual market conditions

Counterparty	Liquidity
Operational	Standard practices
Default	

### Risk management method

Commitment

## Planning Your Investment

Designed for Investors who understand the risks of the sub-fund and plan to invest for at least 5 years.

The sub-fund may appeal to investors who:

- are interested in investment growth in the long term
- are looking to replicate the performance of the Index while accepting its associated risks and volatility

**Business day** Any day that is a day when Euronext Paris is fully open.

**Transaction Day** Requests received and accepted by 15:30 CET on a Business day will ordinarily be processed on the NAV of the first business day (including the business day when the relevant requests are received) that is also a full bank business day in USA market. Transaction settlement will occur within two Business days after the relevant transaction day.

In addition, technical net asset values ("T-NAV") may be calculated and published for any calendar day (excluding Saturdays and Sundays) that is neither a business day nor a transaction day. These T-NAV are merely indicative and will not be the basis for purchasing, switching, redeeming and/or transferring shares.

**NAV publication Day :** Transaction Day +1

**Switching in/out** Permitted

## MAIN SHARE CLASSES AND FEES

Share class	Currency	Min initial Investment*	Fees for share transactions		Annual fees	
			Purchase (max)	Switch (max)	Management (max)	Administration (max)
UCITS ETF DR - USD	USD	USD 1,000,000	3.00%	1.00%	0.23%	0.07%

See section "Notes on sub-fund Costs" in the prospectus. Other share classes may be available. For a current listing of available classes, go to [amundi.lu/amundi-index-solutions](http://amundi.lu/amundi-index-solutions)

\* Those minimums are applied in USD or in the equivalent amount, in the relevant share class currency.

## Index provider disclaimer

The Markit iBoxx USD Liquid Emerging Markets Sovereigns Index (the "Index") referenced herein is the property of Markit Indices Limited. ("Index Sponsor") and has been licensed for use in connection with AMUNDI GLOBAL EMERGING BOND MARKIT IBOXX. Each party acknowledges and agrees that AMUNDI GLOBAL EMERGING BOND MARKIT IBOXX is not sponsored, endorsed or promoted by the Index Sponsor. The Index Sponsor make no representation whatsoever, whether express or implied, and hereby expressly disclaim all warranties (including, without limitation, those of merchantability or fitness for a particular purpose or use), with respect to the Index or any data included therein or relating thereto, and in particular disclaim any warranty either as to the quality, accuracy and/or completeness of the Index or any data included therein, the results obtained from the use of the Index and/or the composition of the Index at any particular time on any particular date or otherwise and/or the creditworthiness of any entity, or the likelihood of the occurrence of a credit event or similar event (however defined) with respect to an obligation, in the Index at any particular time on any particular date or otherwise. The Index Sponsor shall not be liable (whether in negligence or otherwise) to the parties or any other person for any error in the Index, and the Index Sponsor is under no obligation to advise the parties or any person of any error therein.

The Index Sponsor makes no representation whatsoever, whether express or implied, as to the advisability of purchasing or selling AMUNDI GLOBAL EMERGING BOND MARKIT IBOXX, the ability of the Index to track relevant markets' performances, or otherwise relating to the Index or any transaction or product with respect thereto, or of assuming any risks in connection therewith. The Index Sponsor has no obligation to take the needs of any party into consideration in determining, composing or calculating the Index. No party purchasing or selling AMUNDI GLOBAL EMERGING BOND MARKIT IBOXX, nor the Index Sponsor, shall have any liability to any party for any act or failure to act by the Index Sponsor in connection with the determination, adjustment, calculation or maintenance of the Index. The Index Sponsor and its affiliates may deal in any obligations that compose the Index, and may, where permitted, accept deposits from, make loans or otherwise extend credit to, and generally engage in any kind of commercial or investment banking or other business with the issuers of such obligations or their affiliates, and may act with respect to such business as if the Index did not exist, regardless of whether such action might adversely affect the Index or AMUNDI GLOBAL EMERGING BOND MARKIT IBOXX."

# AMUNDI GLOBAL INFLATION-LINKED BOND SELECT<sup>(1)</sup>

## Objective and Investment Policy

### Objective

To track the performance of J.P. Morgan Global Inflation 1-10 Year Tilted Index (the "Index"), and to minimize the tracking error between the net asset value of the sub-fund and the performance of the Index.

### Index Description

- General description of the Index

J.P. Morgan Global Inflation 1-10 Years Tilted Index is a bond index representative of local currency denominated inflation-linked investment grade government bonds issued by a fixed list of 12 developed markets, namely Australia, Canada, Denmark, France, Germany, Italy, Japan, Spain, Sweden, United Kingdom, and United States that applies a weight tilt toward issuers ranked higher based on JESG scores, and underweight issuers that rank lower.

The Index is a Total Return Index : the coupons paid by the Index constituents are included in the index return.

- Index currency: US Dollar
- Index Composition

The Index comprises international inflation-linked investment grade bonds issued in local currency by governments of 12 developed countries, namely Australia, Canada, Denmark, France, Germany, Italy, Japan, Spain, Sweden, United Kingdom, and United States with remaining maturity between 1 and 10 years.

The Index applies J.P. Morgan ESG (JESG) issuer scores\* to adjust the weights of index constituents from the respective baseline indices. JESG issuer scores are a 0-100 percentile rank calculated based on normalized raw ESG scores from third-party research providers. An issuer's finalized JESG score incorporates a 3-month rolling average. The JESG scores are divided into bands that are used to scale each issue's baseline index market value. JESG bands are rebalanced on a quarterly basis, during the month-end rebalancing in March, June, September and December.

The Index is weighted by market capitalization subject to tilts based on JESG scores ; absolute difference between weight in the Index and market cap based weight, cannot exceed 5%.

In addition to 5% maximum change with respect to market capitalization based weights, each country weight due to tilt based on JESG Scores, cannot exceed twice its market capitalization based weight. The weights change monthly on each rebalance day, and those weights remain active for the remainder of that month.

\*For more information on the score, screen and bands, please refer to the Index methodology available on [jpmorgan.com](http://jpmorgan.com).

- Index Revision

The Index rebalancing is planned monthly.

- Index Publication

The Index is calculated and published by J.P. Morgan .

J.P. Morgan Global Inflation 1-10 Year Tilted Index value is available via Bloomberg. At the date of the prospectus, the ticker is: JPILGLTL

J.P. Morgan index methodology, composition, revision rules and additional information concerning the Index underlying components are available on [jpmorgan.com](http://jpmorgan.com)

(1) This sub-fund is not an index-tracking sub-fund within the meaning of the article 44 of the Law dated December 17, 2010

## Management Process

The exposure to the Index will be achieved through a direct replication, mainly by making direct investments in transferable securities and/or other eligible assets representing the Index constituents.

The sub-fund intends to implement a sampled replication model in order to track the performance of the Index and it is therefore not expected that the sub-fund will hold each and every underlying component of the Index at all times or hold them in the same proportion as their weightings in the Index. The sub-fund may also hold some securities which are not underlying components of the Index.

The sub-fund does not integrate sustainability risks nor take into account principal adverse impact of investments on sustainability factors in its investment process as its objective is to replicate as closely as possible the performance of a benchmark that does not take into consideration such risks in its methodology. The sub-fund will not hold any securities of companies involved in the production or sale of controversial weapons as defined in "Replication Methods".

The Sub-Fund does not integrate a consideration of environmentally sustainable economic activities (as prescribed in the Taxonomy Regulation) in its management process. Therefore, for the purpose of the Taxonomy Regulation, it should be noted that the investments underlying the Sub-Fund do not take into account the EU criteria for environmentally sustainable economic activities.

### Tracking Error

The tracking error measures the volatility of the difference between the return of the sub-fund and the return of the Index. In normal market conditions, it is anticipated that the sub-fund will track the performance of the Index with a tracking error of up to 1%. The return, used to compute the tracking error of the sub-fund, is determined before taking into account any swing pricing mechanism.

### Techniques and instruments on securities and Derivatives

In order to deal with inflows and outflows and also with some local market specificities (market access and liquidity, local tax); the Investment Manager will be able to combine the direct replication with a replication through derivatives such as amongst other futures. In case of such replication, the sub-fund may hold deposits while keeping full exposure to the Index.

The sub-fund may enter into any efficient portfolio management techniques and instruments relating to transferable securities and money market instruments, such as securities lending and borrowing, reverse purchase agreement and repurchase agreement for the purposes of efficient portfolio management as described and in compliance with sections "Techniques and Instruments on Securities Financing Transactions" and "Replication Methods" of this prospectus. In particular, such techniques and instruments may be used in order to generate additional income.

The maximum and expected proportions of the sub-fund's assets that can be subject to SFT and TRS are disclosed in the table "USE OF SECURITIES FINANCING TRANSACTIONS AND TOTAL RETURN SWAPS".

**Sub-fund base currency :** US Dollar

### Investment Manager

Amundi Asset Management

## Main Risks

See "Risk Descriptions" for more information.

### Risks of ordinary market conditions

Credit	Investment fund
Currency	Management
Derivatives	Market
Hedging risk (hedged share class)	Sampling index replication
Index replication	Sustainability
Interest rate	Use of techniques and Instruments
Listing market liquidity (ETF share class)	

### Risks of unusual market conditions

Counterparty	Liquidity
Operational	Standard practices
Default	
<b>Risk management method</b>	Commitment

## Planning Your Investment

Designed for Investors who understand the risks of the sub-fund and plan to invest for at least 4 years.

The sub-fund may appeal to investors who:

- are interested in investment growth in the long term
- are looking to replicate the performance of the Index while accepting its associated risks and volatility

**Business day** Any day that is a day when Euronext Paris is fully open.

**Transaction Day** Requests received and accepted by 14:00 CET on a Business day will ordinarily be processed on the NAV of the first following day that is a business day and also a full bank business day in France market and in USA market and in Germany market and in United Kingdom market. Transaction settlement will occur within two Business days after the relevant transaction day.

In addition, technical net asset values ("T-NAV") may be calculated and published for any calendar day (excluding Saturdays and Sundays) that is neither a business day nor a transaction day. These T-NAV are merely indicative and will not be the basis for purchasing, switching, redeeming and/or transferring shares.

**NAV publication Day :** Transaction Day +1

**Switching in/out** Permitted

## MAIN SHARE CLASSES AND FEES

Share class	Currency	Min initial Investment*	Fees for share transactions		Annual fees	
			Purchase (max)	Switch (max)	Management (max)	Administration (max)
IU	USD	USD 500,000	2.50%	1.00%	0.04%	0.10%
UCITS ETF DR	USD	USD 1,000,000	3.00%	1.00%	0.04%	0.10%

See section "Notes on sub-fund Costs" in the prospectus. Other share classes may be available. For a current listing of available classes, go to [amundi.lu/amundi-index-solutions](http://amundi.lu/amundi-index-solutions)

\* Those minimums are applied in USD or in the equivalent amount, in the relevant share class currency.

## Index provider disclaimer

Copyright 2017 JPMorgan Chase & Co. All rights reserved. J.P. Morgan is the marketing name for JPMorgan Chase & Co., and its subsidiaries and affiliates worldwide. J.P. Morgan Securities Inc. is a member of NYSE and SIPC. JPMorgan Chase Bank, National Association is a member of FDIC. J.P. Morgan Futures Inc. is a member of the NFA. J.P. Morgan Securities Ltd. and J.P. Morgan plc are authorized by the FSA and members of the LSE. J.P. Morgan Europe Limited is authorized by the FSA. J.P. Morgan Equities Limited is a member of the Johannesburg Securities Exchange and is regulated by the FSB. J.P. Morgan Securities (Asia Pacific) Limited is registered as an investment adviser with the Securities & Futures Commission in Hong Kong and its CE number is AAJ321. J.P. Morgan Securities Singapore Private Limited is a member of Singapore Exchange Securities Trading Limited and is regulated by the Monetary Authority of Singapore ("MAS"). J.P. Morgan Securities Asia Private Limited is regulated by the MAS and the Financial Services Agency in Japan. J.P. Morgan Australia Limited (ABN 52 002 888 011) is a licensed securities dealer.

The AMUNDI GLOBAL INFLATION-LINKED BOND SELECT is not sponsored, endorsed, sold or promoted by J.P. Morgan. J.P. Morgan makes no representation or warranty, express or implied, to the owners of the AMUNDI GLOBAL INFLATION-LINKED BOND SELECT or any member of the public regarding the advisability of investing in securities generally, or in the AMUNDI GLOBAL INFLATION-LINKED BOND SELECT particularly, or the ability of the J.P. Morgan Global Inflation 1-10 Year Tilted Index to track general bond market performance. J.P. Morgan's only relationship to Amundi Asset Management is the licensing of the J.P. Morgan Global Inflation 1-10 Year Tilted Index which is determined, composed and calculated by J.P. Morgan without regard to Amundi Asset Management or the AMUNDI GLOBAL INFLATION-LINKED BOND SELECT. J.P. Morgan has no obligation to take the needs of Amundi Asset Management or the owners of the AMUNDI GLOBAL INFLATION-LINKED BOND SELECT into consideration in determining, composing or calculating the J.P. Morgan Global Inflation 1-10 Year Tilted Index. J.P. Morgan is not responsible for and has not participated in the determination of the timing of, prices at, or quantities of the AMUNDI GLOBAL INFLATION-LINKED BOND SELECT to be issued or in the determination or calculation of the equation by which the AMUNDI GLOBAL INFLATION-LINKED BOND SELECT is to be converted into cash. J.P. Morgan has no obligation or liability in connection with the administration, marketing or trading of the AMUNDI GLOBAL INFLATION-LINKED BOND SELECT.

THE J.P. Morgan AND AMUNDI GLOBAL INFLATION-LINKED BOND SELECT ARE PROVIDED "AS IS" WITH ANY AND ALL FAULTS. J.P. Morgan DOES NOT GUARANTEE THE AVAILABILITY, SEQUENCE, TIMELINESS, QUALITY, ACCURACY AND/OR THE COMPLETENESS OF THE J.P. Morgan AND/OR THE AMUNDI GLOBAL INFLATION-LINKED BOND SELECT AND/OR ANY DATA INCLUDED THEREIN, OR OTHERWISE OBTAINED BY AMUNDI ASSET MANAGEMENT, OWNERS OF THE AMUNDI GLOBAL INFLATION-LINKED BOND SELECT, OR BY ANY OTHER PERSON OR ENTITY, FROM ANY USE OF THE J.P. Morgan AND/OR AMUNDI GLOBAL INFLATION-LINKED BOND SELECT. J.P. Morgan MAKES NO EXPRESS OR IMPLIED WARRANTIES, AND HEREBY EXPRESSLY DISCLAIMS ALL WARRANTIES OF MERCHANTABILITY OF FITNESS FOR A PARTICULAR PURPOSE OR USE WITH RESPECT TO THE J.P. Morgan OR ANY DATA INCLUDED THEREIN, OR OTHERWISE OBTAINED BY AMUNDI ASSET MANAGEMENT, OWNERS OF THE AMUNDI GLOBAL INFLATION-LINKED BOND SELECT, OR BY ANY OTHER PERSON OR ENTITY, FROM ANY USE OF THE J.P. Morgan AND/OR AMUNDI GLOBAL INFLATION-LINKED BOND SELECT. THERE ARE NO REPRESENTATIONS OR WARRANTIES WHICH EXTEND BEYOND THE DESCRIPTION ON THE FACE OF THIS DOCUMENT, IF ANY. ALL WARRANTIES AND REPRESENTATIONS OF ANY KIND WITH REGARD TO THE J.P. Morgan AND/OR AMUNDI GLOBAL INFLATION-LINKED BOND SELECT, ARE DISCLAIMED INCLUDING ANY IMPLIED WARRANTIES OF MERCHANTABILITY, QUALITY, ACCURACY, FITNESS FOR A PARTICULAR PURPOSE AND/OR AGAINST INFRINGEMENT AND/OR WARRANTIES AS TO ANY RESULTS TO BE OBTAINED BY AND/OR FROM THE USE OF THE J.P. Morgan AND/OR THE USE AND/OR THE PURCHASE OF THE AMUNDI GLOBAL INFLATION-LINKED BOND SELECT. WITHOUT LIMITING ANY OF THE FOREGOING, IN NO EVENT SHALL J.P. Morgan HAVE ANY LIABILITY FOR ANY SPECIAL, PUNITIVE, DIRECT, INDIRECT, OR CONSEQUENTIAL DAMAGES, INCLUDING LOSS OF PRINCIPAL AND/OR LOST PROFITS, EVEN IF NOTIFIED OF THE POSSIBILITY OF SUCH DAMAGES.

# AMUNDI EURO GOVERNMENT BOND 25+Y<sup>(1)</sup>

## Objective and Investment Policy

### Objective

To track the performance of Bloomberg Euro Treasury 50bn 25+ Year Bond Index (the "Index"), and to minimize the tracking error between the net asset value of the sub-fund and the performance of the Index.

### Index Description

- General description of the Index

The Bloomberg Barclays Euro Treasury 50bn 25+ Year Bond Index offers exposure to fixed-rate, investment grade public obligations issued by sovereign countries participating in the European Monetary Union. This index contains only euro-denominated bonds with a maturity over twenty-five years.

The Index is a Total Return Index : the coupons paid by the Index constituents are included in the index return.

- Index currency: Euro
- Index Composition

The Bloomberg Barclays Euro Treasury 50bn 25+ Year Bond Index includes bonds with the following eligibility criteria:

- Minimum outstanding amount of 300m€ (as of May 31, 2022)
- Countries must be rated investment grade (Baa3/BBB-/BBB-) or higher to enter the index
- At least 25 years remaining until final maturity
- Treasury bonds only
- Principal and interest must be denominated in EUR

- Index Revision

The Index rebalancing is planned monthly.

- Index Publication

The Index is calculated and published by Bloomberg .

Bloomberg Euro Treasury 50bn 25+ Year Bond Index value is available via Bloomberg. At the date of the prospectus, the ticker is: I35202EU

Bloomberg index methodology, composition, revision rules and additional information concerning the Index underlying components are available on bloomberg.com

(1) This sub-fund is not an index-tracking sub-fund within the meaning of the article 44 of the Law dated December 17, 2010

## Management Process

The exposure to the Index will be achieved through a direct replication, mainly by making direct investments in transferable securities and/or other eligible assets representing the Index constituents in a proportion extremely close to their proportion in the Index.

The sub-fund does not integrate sustainability risks nor take into account principal adverse impact of investments on sustainability factors in its investment process as its objective is to replicate as closely as possible the performance of a benchmark that does not take into consideration such risks in its methodology.

The Sub-Fund does not integrate a consideration of environmentally sustainable economic activities (as prescribed in the Taxonomy Regulation) in its management process. Therefore, for the purpose of the Taxonomy Regulation, it should be noted that the investments underlying the Sub-Fund do not take into account the EU criteria for environmentally sustainable economic activities.

### Tracking Error

The tracking error measures the volatility of the difference between the return of the sub-fund and the return of the Index. In normal market conditions, it is anticipated that the sub-fund will track the performance of the Index with a tracking error of up to 1%. The return, used to compute the tracking error of the sub-fund, is determined before taking into account any swing pricing mechanism.

### Techniques and instruments on securities and Derivatives

In order to deal with inflows and outflows and also with some local market specificities (market access and liquidity, local tax); the Investment Manager will be able to combine the direct replication with a replication through derivatives such as amongst other futures. In case of such replication, the sub-fund may hold deposits while keeping full exposure to the Index.

The sub-fund may enter into any efficient portfolio management techniques and instruments relating to transferable securities and money market instruments, such as securities lending and borrowing, reverse purchase agreement and repurchase agreement for the purposes of efficient portfolio management as described and in compliance with sections "Techniques and Instruments on Securities Financing Transactions" and "Replication Methods" of this prospectus. In particular, such techniques and instruments may be used in order to generate additional income.

The maximum and expected proportions of the sub-fund's assets that can be subject to SFT and TRS are disclosed in the table "USE OF SECURITIES FINANCING TRANSACTIONS AND TOTAL RETURN SWAPS".

**Sub-fund base currency** : Euro

### Investment Manager

Amundi Asset Management

## Main Risks

See "Risk Descriptions" for more information.

### Risks of ordinary market conditions

Credit	Investment fund
Derivatives	Management
Hedging risk (hedged share class)	Market
Index replication	Sustainability
Interest rate	Use of techniques and Instruments
Listing market liquidity (ETF share class)	

### Risks of unusual market conditions

Counterparty	Liquidity
Operational	Standard practices
Default	

### Risk management method

Commitment

## Planning Your Investment

Designed for Investors who understand the risks of the sub-fund and plan to invest for at least 5 years.

The sub-fund may appeal to investors who:

- are interested in investment growth in the long term
- are looking to replicate the performance of the Index while accepting its associated risks and volatility

**Business day** Any day that is a day when Euronext Paris is fully open.

**Transaction Day** Requests received and accepted by 15:30 CET on a Business day will ordinarily be processed on the NAV of the first business day (including the business day when the relevant requests are received) that is also a full bank business day in Germany market and France market. Transaction settlement will occur within two Business days after the relevant transaction day.

In addition, technical net asset values ("T-NAV") may be calculated and published for any calendar day (excluding Saturdays and Sundays) that is neither a business day nor a transaction day. These T-NAV are merely indicative and will not be the basis for purchasing, switching, redeeming and/or transferring shares.

**NAV publication Day :** Transaction Day +1

**Switching in/out** Permitted

## MAIN SHARE CLASSES AND FEES

Share class	Currency	Min initial Investment*	Fees for share transactions		Annual fees	
			Purchase (max)	Switch (max)	Management (max)	Administration (max)
UCITS ETF DR - EUR	EUR	USD 1,000,000	3.00%	1.00%	0.03%	0.04%

See section "Notes on sub-fund Costs" in the prospectus. Other share classes may be available. For a current listing of available classes, go to [amundi.lu/amundi-index-solutions](http://amundi.lu/amundi-index-solutions)

\* Those minimums are applied in USD or in the equivalent amount, in the relevant share class currency.

## Index provider disclaimer

"Bloomberg®" and Bloomberg Euro Treasury 50bn 25+ Year Bond Index are service marks of Bloomberg Finance L.P. and its affiliates, including Bloomberg Index Services Limited ("BISL"), the administrator of the index (collectively, "Bloomberg"), and have been licensed for use for certain purposes by Amundi Asset Management.

The Sub-Funds are not sponsored, endorsed, sold or promoted by Bloomberg. Bloomberg does not make any representation or warranty, express or implied, to the owners of or counterparties to the AMUNDI EURO GOVERNMENT BOND 25+Y or any member of the public regarding the advisability of investing in securities generally or in the AMUNDI EURO GOVERNMENT BOND 25+Y particularly. The only relationship of Bloomberg to Amundi Asset Management is the licensing of certain trademarks, trade names and service marks and of the Bloomberg Euro Treasury 50bn 25+ Year Bond Index, which is determined, composed and calculated by BISL without regard to Amundi Asset Management or the AMUNDI EURO GOVERNMENT BOND 25+Y. Bloomberg has no obligation to take the needs of Amundi Asset Management or the owners of the AMUNDI EURO GOVERNMENT BOND 25+Y into consideration in determining, composing or calculating the Bloomberg Euro Treasury 50bn 25+ Year Bond Index. Bloomberg is not responsible for and has not participated in the determination of the timing of, prices at, or quantities of the AMUNDI EURO GOVERNMENT BOND 25+Y to be issued. Bloomberg shall not have any obligation or liability, including, without limitation, to AMUNDI EURO GOVERNMENT BOND 25+Y customers, in connection with the administration, marketing or trading of the AMUNDI EURO GOVERNMENT BOND 25+Y.

BLOOMBERG DOES NOT GUARANTEE THE ACCURACY AND/OR THE COMPLETENESS OF THE BLOOMBERG EURO TREASURY 50BN 25+ YEAR BOND INDEX OR ANY DATA RELATED THERETO AND SHALL HAVE NO LIABILITY FOR ANY ERRORS, OMISSIONS OR INTERRUPTIONS THEREIN. BLOOMBERG DOES NOT MAKE ANY WARRANTY, EXPRESS OR IMPLIED, AS TO RESULTS TO BE OBTAINED BY AMUNDI ASSET MANAGEMENT, OWNERS OF THE AMUNDI EURO GOVERNMENT BOND 25+Y OR ANY OTHER PERSON OR ENTITY FROM THE USE OF THE BLOOMBERG EURO TREASURY 50BN 25+ YEAR BOND INDEX OR ANY DATA RELATED THERETO. BLOOMBERG DOES NOT MAKE ANY EXPRESS OR IMPLIED WARRANTIES AND EXPRESSLY DISCLAIMS ALL WARRANTIES OF MERCHANTABILITY OR FITNESS FOR A PARTICULAR PURPOSE OR USE WITH RESPECT TO THE BLOOMBERG EURO TREASURY 50BN 25+ YEAR BOND INDEX OR ANY DATA RELATED THERETO. WITHOUT LIMITING ANY OF THE FOREGOING, TO THE MAXIMUM EXTENT ALLOWED BY LAW, BLOOMBERG, ITS LICENSORS, AND ITS AND THEIR RESPECTIVE EMPLOYEES, CONTRACTORS, AGENTS, SUPPLIERS, AND VENDORS SHALL HAVE NO LIABILITY OR RESPONSIBILITY WHATSOEVER FOR ANY INJURY OR DAMAGES - WHETHER DIRECT, INDIRECT, CONSEQUENTIAL, INCIDENTAL, PUNITIVE OR OTHERWISE - ARISING IN CONNECTION WITH THE AMUNDI EURO GOVERNMENT BOND 25+Y OR BLOOMBERG EURO TREASURY 50BN 25+ YEAR BOND INDEX OR ANY DATA OR VALUES RELATING THERETO - WHETHER ARISING FROM THEIR NEGLIGENCE OR OTHERWISE, EVEN IF NOTIFIED OF THE POSSIBILITY THEREOF.

# AMUNDI EURO GOVERNMENT TILTED GREEN BOND<sup>(1)</sup>

## Objective and Investment Policy

### Objective

To track the performance of Bloomberg Euro Treasury Green Bond Tilted Index (the "Index"), and to minimize the tracking error between the net asset value of the sub-fund and the performance of the Index.

The sub-fund is a financial product that promotes among other characteristics ESG characteristics pursuant to Article 8 of the Disclosure Regulation, as further described in Annex 1 - ESG Related Disclosures to this Prospectus.

### Index Description

- General description of the Index

The Bloomberg Euro Treasury Green Bond Tilted Index is based on the Euro Treasury 50bn Bond Index (the "Parent Index"), and measures the performance of investment grade, EUR-denominated, fixed-rate government debt. The Index is tilted such that, on a rebalancing date, at least 30% of the Index's market value is allocated to securities classified as Green Bonds and the remaining percentage is allocated to non-Green Bonds, and the risk profiles of the Index and the Parent Index are comparable.

The index is a Total Return Index : the coupons paid by the index constituents are included in the Index return.

- Index currency: Euro
- Index Composition

The index respects the following criteria:

- Eligible bonds have at least EUR 300 mn outstanding nominal and are issued by Eurozone countries with at least EUR 50 bn in issuance. The list of countries eligible for the index is reviewed on an annual basis.
- Countries must be rated investment grade (Baa3/BBB-/BBB-) or higher to enter the index using the middle rating of Moody's, S&P and Fitch.
- Maturity must be at least one year until final maturity, regardless of optionality.
- Principal and interest must be denominated in EUR.
- The index is rebalanced monthly. Prior to the end of the month, the index composition for the following month is determined based on the Parent Index values in order to set the total weight of green bonds to at least 30%, and maintain a comparable risk profile with the one of the Parent Index.

- Index Revision

The Index rebalancing is planned monthly.

- Index Publication

The Index is calculated and published by Bloomberg.

All index-eligible bonds are priced by Bloomberg's evaluated pricing service, BVAL. The performance tracked by the Index is the 16h15 fixing (London time). Prices used in the index calculation are mid prices.

Bloomberg Euro Treasury Green Bond Tilted Index value is available via Bloomberg. At the date of the prospectus, the ticker is: I37637EU

The performance tracked by the Index is the 17:15 fixing (Paris time). Prices used in the Index calculation are bid prices.

Bloomberg index methodology, composition, revision rules and additional information concerning the Index underlying components are available on bloomberg.com

(1) This sub-fund is not an index-tracking sub-fund within the meaning of the article 44 of the Law dated December 17, 2010

## Management Process

The exposure to the Index will be achieved through a direct replication, mainly by making direct investments in transferable securities and/or other eligible assets representing the Index constituents.

The sub-fund intends to implement a sampled replication model in order to track the performance of the Index and it is therefore not expected that the sub-fund will hold each and every underlying component of the Index at all times or hold them in the same proportion as their weightings in the Index. The sub-fund may also hold some securities which are not underlying components of the Index.

The sub-fund integrates sustainability risks and takes into account principal adverse impacts of investments on sustainability factors in its investment process as outlined in more detail in section "Sustainable Investing" of this prospectus and will not hold any securities of companies involved in the production or sale of controversial weapons as defined in "Replication Methods".

### Tracking Error

The tracking error measures the volatility of the difference between the return of the sub-fund and the return of the Index. In normal market conditions, it is anticipated that the sub-fund will track the performance of the Index with a tracking error of up to 1%. The return, used to compute the tracking error of the sub-fund, is determined before taking into account any swing pricing mechanism.

### Techniques and instruments on securities and Derivatives

In order to deal with inflows and outflows and also with some local market specificities (market access and liquidity, local tax); the Investment Manager will be able to combine the direct replication with a replication through derivatives such as amongst other futures. In case of such replication, the sub-fund may hold deposits while keeping full exposure to the Index.

The sub-fund may enter into any efficient portfolio management techniques and instruments relating to transferable securities and money market instruments, such as securities lending and borrowing, reverse purchase agreement and repurchase agreement for the purposes of efficient portfolio management as described and in compliance with sections "Techniques and Instruments on Securities Financing Transactions" and "Replication Methods" of this prospectus. In particular, such techniques and instruments may be used in order to generate additional income.

The maximum and expected proportions of the sub-fund's assets that can be subject to SFT and TRS are disclosed in the table "USE OF SECURITIES FINANCING TRANSACTIONS AND TOTAL RETURN SWAPS".

**Sub-fund base currency :** Euro

### Investment Manager

Amundi Asset Management

## Main Risks

See "Risk Descriptions" for more information.

### Risks of ordinary market conditions

Credit	Management
Derivatives	Market
Index replication	Sampling index replication
Interest rate	Sustainable Investment
Investment fund	Use of techniques and Instruments

### Risks of unusual market conditions

Counterparty	Liquidity
Operational	Standard practices
Default	

**Risk management method** Commitment



## Planning Your Investment

Designed for Investors who understand the risks of the sub-fund and plan to invest for at least 5 years.

The sub-fund may appeal to investors who:

- are interested in investment growth in the long term
- are looking to replicate the performance of the Index while accepting its associated risks and volatility

**Business day** Any day that is a day when Euronext Paris is fully open.

**Transaction Day** Requests received and accepted by 14:00 CET on a Business day will ordinarily be processed on the NAV of the first business day (including the business day when the relevant requests are received) that is also a full bank business day in Germany market and in France market.. Transaction settlement will occur within two Business days after the relevant transaction day.

In addition, technical net asset values ("T-NAV") may be calculated and published for any calendar day (excluding Saturdays and Sundays) that is neither a business day nor a transaction day. These T-NAV are merely indicative and will not be the basis for purchasing, switching, redeeming and/or transferring shares.

**NAV publication Day :** Transaction Day +1

**Switching in/out** Permitted

## MAIN SHARE CLASSES AND FEES

			Fees for share transactions		Annual fees	
Share class	Currency	Min initial Investment*	Purchase (max)	Switch (max)	Management (max)	Administration (max)
UCITS ETF	EUR	USD 1,000,000	3.00%	1.00%	0.07%	0.07%

See section "Notes on sub-fund Costs" in the prospectus. Other share classes may be available. For a current listing of available classes, go to [amundi.lu/amundi-index-solutions](http://amundi.lu/amundi-index-solutions)

\* Those minimums are applied in USD or in the equivalent amount, in the relevant share class currency.

## Index provider disclaimer

"Bloomberg®" and Bloomberg Euro Treasury Green Bond Tilted Index are service marks of Bloomberg Finance L.P. and its affiliates, including Bloomberg Index Services Limited ("BISL"), the administrator of the index (collectively, "Bloomberg"), and have been licensed for use for certain purposes by Amundi Asset Management.

The Sub-Funds are not sponsored, endorsed, sold or promoted by Bloomberg. Bloomberg does not make any representation or warranty, express or implied, to the owners of or counterparties to the AMUNDI EURO GOVERNMENT TILTED GREEN BOND or any member of the public regarding the advisability of investing in securities generally or in the AMUNDI EURO GOVERNMENT TILTED GREEN BOND particularly. The only relationship of Bloomberg to Amundi Asset Management is the licensing of certain trademarks, trade names and service marks and of the Bloomberg Euro Treasury Green Bond Tilted Index, which is determined, composed and calculated by BISL without regard to Amundi Asset Management or the AMUNDI EURO GOVERNMENT TILTED GREEN BOND. Bloomberg has no obligation to take the needs of Amundi Asset Management or the owners of the AMUNDI EURO GOVERNMENT TILTED GREEN BOND into consideration in determining, composing or calculating the Bloomberg Euro Treasury Green Bond Tilted Index. Bloomberg is not responsible for and has not participated in the determination of the timing of, prices at, or quantities of the AMUNDI EURO GOVERNMENT TILTED GREEN BOND to be issued. Bloomberg shall not have any obligation or liability, including, without limitation, to AMUNDI EURO GOVERNMENT TILTED GREEN BOND customers, in connection with the administration, marketing or trading of the AMUNDI EURO GOVERNMENT TILTED GREEN BOND.

BLOOMBERG DOES NOT GUARANTEE THE ACCURACY AND/OR THE COMPLETENESS OF THE BLOOMBERG EURO TREASURY GREEN BOND TILTED INDEX OR ANY DATA RELATED THERETO AND SHALL HAVE NO LIABILITY FOR ANY ERRORS, OMISSIONS OR INTERRUPTIONS THEREIN. BLOOMBERG DOES NOT MAKE ANY WARRANTY, EXPRESS OR IMPLIED, AS TO RESULTS TO BE OBTAINED BY AMUNDI ASSET MANAGEMENT, OWNERS OF THE AMUNDI EURO GOVERNMENT TILTED GREEN BOND OR ANY OTHER PERSON OR ENTITY FROM THE USE OF THE BLOOMBERG EURO TREASURY GREEN BOND TILTED INDEX OR ANY DATA RELATED THERETO. BLOOMBERG DOES NOT MAKE ANY EXPRESS OR IMPLIED WARRANTIES AND EXPRESSLY DISCLAIMS ALL WARRANTIES OF MERCHANTABILITY OR FITNESS FOR A PARTICULAR PURPOSE OR USE WITH RESPECT TO THE BLOOMBERG EURO TREASURY GREEN BOND TILTED INDEX OR ANY DATA RELATED THERETO. WITHOUT LIMITING ANY OF THE FOREGOING, TO THE MAXIMUM EXTENT ALLOWED BY LAW, BLOOMBERG, ITS LICENSORS, AND ITS AND THEIR RESPECTIVE EMPLOYEES, CONTRACTORS, AGENTS, SUPPLIERS, AND VENDORS SHALL HAVE NO LIABILITY OR RESPONSIBILITY WHATSOEVER FOR ANY INJURY OR DAMAGES - WHETHER DIRECT, INDIRECT, CONSEQUENTIAL, INCIDENTAL, PUNITIVE OR OTHERWISE - ARISING IN CONNECTION WITH THE AMUNDI EURO GOVERNMENT TILTED GREEN BOND OR BLOOMBERG EURO TREASURY GREEN BOND TILTED INDEX OR ANY DATA OR VALUES RELATING THERETO - WHETHER ARISING FROM THEIR NEGLIGENCE OR OTHERWISE, EVEN IF NOTIFIED OF THE POSSIBILITY THEREOF.

# AMUNDI GOVT BOND HIGHEST RATED EURO INVESTMENT GRADE<sup>(1)</sup>

## Objective and Investment Policy

### Objective

To track the performance of FTSE Eurozone Highest-Rated Government Bond Index (the "Index"), and to minimize the tracking error between the net asset value of the sub-fund and the performance of the Index.

### Index Description

- General description of the Index

FTSE Eurozone Highest-Rated Government Bond Index is a bond index representative of government bonds issued by eurozone member countries with a maturity longer than 1 year and at least two ratings equal to AAA or equivalent with the three rating agencies S&P, Moodys and Fitch.

The index is a Total Return Index : the coupons paid by the index constituents are included in the Index return.

- Index currency: Euro
- Index Composition

The FTSE Eurozone Highest-Rated Government Bond Index includes at least five issuers. If an issuer is downgraded, such issuer shall only be replaced if another issuer in turn becomes eligible in order to meet the minimum number of issuers required for the index. In other words, the securities are the highest-rated debt securities of sovereign states in the eurozone.

The eligibility criteria for the bonds comprising the FTSE Eurozone Highest-Rated Government Bond Index are as follows:

- nominal value and coupons denominated in euros, with no options and no convertibility;
- traded on the MTS platform (pan-European electronic platform for the listing and trading of bonds in euros);
- issued by a sovereign government of one of the Eurozone countries defined in the index provider's methodology;
- maturity ranging of over one year;
- issued in a total amount of at least EUR 2 billion.

The weight of each index component is based on its market value.

- Index Revision

The Index rebalancing is planned monthly.

- Index Publication

The Index is calculated and published by FTSE("FTSE").

FTSE Eurozone Highest-Rated Government Bond Index value is available via Bloomberg. At the date of the prospectus, the ticker is: EM3AG5

The performance tracked by the Index is the 17:15 fixing (Paris time). Prices used in the Index calculation are bid prices.

FTSE index methodology, composition, revision rules and additional information concerning the Index underlying components are available on [ftse.com](http://ftse.com)

(1) This sub-fund is not an index-tracking sub-fund within the meaning of the article 44 of the Law dated December 17, 2010

## Management Process

The exposure to the Index will be achieved through a direct replication, mainly by making direct investments in transferable securities and/or other eligible assets representing the Index constituents.

The sub-fund intends to implement a sampled replication model in order to track the performance of the Index and it is therefore not expected that the sub-fund will hold each and every underlying component of the Index at all times or hold them in the same proportion as their weightings in the Index. The sub-fund may also hold some securities which are not underlying components of the Index.

The sub-fund will not hold any securities of companies involved in the production or sale of controversial weapons as defined in "Replication Methods".

The sub-fund does not integrate sustainability risks nor take into account principal adverse impact of investments on sustainability factors in its investment process as its objective is to replicate as closely as possible the performance of a benchmark that does not take into consideration such risks in its methodology.

The Sub-Fund does not integrate a consideration of environmentally sustainable economic activities (as prescribed in the Taxonomy Regulation) in its management process. Therefore, for the purpose of the Taxonomy Regulation, it should be noted that the investments underlying the Sub-Fund do not take into account the EU criteria for environmentally sustainable economic activities.

### Tracking Error

The tracking error measures the volatility of the difference between the return of the sub-fund and the return of the Index. In normal market conditions, it is anticipated that the sub-fund will track the performance of the Index with a tracking error of up to 1%. The return, used to compute the tracking error of the sub-fund, is determined before taking into account any swing pricing mechanism.

### Techniques and instruments on securities and Derivatives

In order to deal with inflows and outflows and also with some local market specificities (market access and liquidity, local tax); the Investment Manager will be able to combine the direct replication with a replication through derivatives such as amongst other futures. In case of such replication, the sub-fund may hold deposits while keeping full exposure to the Index.

The sub-fund may enter into any efficient portfolio management techniques and instruments relating to transferable securities and money market instruments, such as securities lending and borrowing, reverse purchase agreement and repurchase agreement for the purposes of efficient portfolio management as described and in compliance with sections "Techniques and Instruments on Securities Financing Transactions" and "Replication Methods" of this prospectus. In particular, such techniques and instruments may be used in order to generate additional income.

The maximum and expected proportions of the sub-fund's assets that can be subject to SFT and TRS are disclosed in the table "USE OF SECURITIES FINANCING TRANSACTIONS AND TOTAL RETURN SWAPS".

**Sub-fund base currency** : Euro

### Investment Manager

Amundi Asset Management

## Main Risks

See "Risk Descriptions" for more information.

### Risks of ordinary market conditions

Credit	Management
Derivatives	Market
Index replication	Sampling index replication
Interest rate	Sustainability
Investment fund	Use of techniques and Instruments

### Risks of unusual market conditions

Counterparty	Liquidity
Operational	Standard practices
Default	

**Risk management method** Commitment

## Planning Your Investment

Designed for Investors who understand the risks of the sub-fund and plan to invest for at least 5 years.

The sub-fund may appeal to investors who:

- are interested in investment growth in the long term
- are looking to replicate the performance of the Index while accepting its associated risks and volatility

**Business day** Any day that is a day when Euronext Paris is fully open.

**Transaction Day** Requests received and accepted by 15:30 CET on a Business day will ordinarily be processed on the NAV of the first business day (including the business day when the relevant requests are received) that is also a full bank business day in Germany market and in France market. Transaction settlement will occur within two Business days after the relevant transaction day.

In addition, technical net asset values ("T-NAV") may be calculated and published for any calendar day (excluding Saturdays and Sundays) that is neither a business day nor a transaction day. These T-NAV are merely indicative and will not be the basis for purchasing, switching, redeeming and/or transferring shares.

**NAV publication Day :** Transaction Day +1

**Switching in/out** Permitted

## MAIN SHARE CLASSES AND FEES

Share class	Currency	Min initial Investment*	Fees for share transactions		Annual fees	
			Purchase (max)	Switch (max)	Management (max)	Administration (max)
UCITS ETF DR - EUR	EUR	USD 1,000,000	3.00%	1.00%	0.07%	0.07%

See section "Notes on sub-fund Costs" in the prospectus. Other share classes may be available. For a current listing of available classes, go to [amundi.lu/amundi-index-solutions](http://amundi.lu/amundi-index-solutions)

\* Those minimums are applied in USD or in the equivalent amount, in the relevant share class currency.

## Index provider disclaimer

THE AMUNDI GOVT BOND HIGHEST RATED EURO INVESTMENT GRADE SUB-FUND IS NOT IN ANY WAY SPONSORED, ENDORSED, SOLD OR PROMOTED BY FTSE INTERNATIONAL LIMITED ("FTSE") OR BY THE LONDON STOCK EXCHANGE PLC (THE "EXCHANGE") OR BY THE FINANCIAL TIMES LIMITED ("FT") (TOGETHER THE "LICENSOR PARTIES") AND NONE OF THE LICENSOR PARTIES MAKE ANY WARRANTY OR REPRESENTATION WHATSOEVER, EXPRESSLY OR IMPLIEDLY, EITHER AS TO THE RESULTS TO BE OBTAINED FROM THE USE OF THE FTSE Eurozone Highest-Rated Government Bond INDEX (THE "INDEX") AND/OR THE FIGURE AT WHICH THE SAID INDEX STANDS AT ANY PARTICULAR TIME ON ANY PARTICULAR DAY OR OTHERWISE. THE INDEX IS COMPILED AND CALCULATED BY FTSE. NONE OF THE LICENSOR PARTIES SHALL BE LIABLE (WHETHER IN NEGLIGENCE OR OTHERWISE) TO ANY PERSON FOR ANY ERROR IN THE INDEX AND NONE OF THE LICENSOR PARTIES SHALL BE UNDER ANY OBLIGATION TO ADVISE ANY PERSON OF ANY ERROR THEREIN. "FTSE®", "FT-SE®", "FOOTSIE®", "FTSE4GOOD®" AND "TECHMARK®" ARE TRADE MARKS OF THE EXCHANGE AND THE FT AND ARE USED BY FTSE UNDER LICENCE. "ALL-WORLD®", "ALL-SHARE®" AND "ALL-SMALL®" ARE TRADEMARKS OF FTSE.

# AMUNDI GOVT BOND LOWEST RATED EURO INVESTMENT GRADE <sup>(1)</sup>

## Objective and Investment Policy

### Objective

To track the performance of FTSE Eurozone Lowest-Rated Government Bond IG Index (the "Index"), and to minimize the tracking error between the net asset value of the sub-fund and the performance of the Index.

### Index Description

- General description of the Index

FTSE Eurozone Lowest-Rated Government Bond IG Index is a bond index representative of government bonds of Eurozone member countries (as defined in the index provider's methodology) with lower creditworthiness compared to those issued by other Eurozone sovereign states.

The index is a Total Return Index : the coupons paid by the index constituents are included in the Index return.

- Index currency: Euro
- Index Composition

The FTSE Eurozone Lowest-Rated Government Bond IG Index includes bonds with the following eligibility criteria:

- nominal value and coupons denominated in euros, with no options and no convertibility;
- traded on the MTS platform (pan-European electronic platform for the listing and trading of bonds in euros);
- issued by a sovereign government of Eurozone countries defined in the index provider's methodology;
- maturity of over one year;
- with at least two ratings below "AAA" or one rating below the equivalent of the AAA rating by one of the rating agencies S&P, Moodys and Fitch;
- with at least two Investment Grade ratings, also by the rating agencies S&P, Moodys and Fitch i.e. greater or equal to BBB- at S&P and Fitch and Baa3 at Moodys;
- issued in a total amount of at least EUR 2 billion;
- issuer not included in the FTSE Eurozone Highest-Rated Government Bond Index (comprising countries rated "AAA" by at least two of the aforementioned rating agencies or countries that may no longer be meeting the rating criterion, but despite that are still part of the Index under the five-country minimum inclusion criterion);
- total weight of each issuer limited to 30%.

The weight of each index component is based on its market value. If the number of countries falls below 4, the countries are equally weighted.

- Index Revision

The Index rebalancing is planned monthly.

- Index Publication

The Index is calculated and published by FTSE("FTSE").

FTSE Eurozone Lowest-Rated Government Bond IG Index value is available via Bloomberg. At the date of the prospectus, the ticker is: EMTSIG5

The performance tracked by the Index is the 17:15 fixing (Paris time). Prices used in the Index calculation are bid prices.

FTSE index methodology, composition, revision rules and additional information concerning the Index underlying components are available on [ftse.com](http://ftse.com)

(1) This sub-fund is not an index-tracking sub-fund within the meaning of the article 44 of the Law dated December 17, 2010

## Management Process

The exposure to the Index will be achieved through a direct replication, mainly by making direct investments in transferable securities and/or other eligible assets representing the Index constituents.

The sub-fund intends to implement a sampled replication model in order to track the performance of the Index and it is therefore not expected that the sub-fund will hold each and every underlying component of the Index at all times or hold them in the same proportion as their weightings in the Index. The sub-fund may also hold some securities which are not underlying components of the Index.

The sub-fund will not hold any securities of companies involved in the production or sale of controversial weapons as defined in "Replication Methods".

The sub-fund does not integrate sustainability risks nor take into account principal adverse impact of investments on sustainability factors in its investment process as its objective is to replicate as closely as possible the performance of a benchmark that does not take into consideration such risks in its methodology.

The Sub-Fund does not integrate a consideration of environmentally sustainable economic activities (as prescribed in the Taxonomy Regulation) in its management process. Therefore, for the purpose of the Taxonomy Regulation, it should be noted that the investments underlying the Sub-Fund do not take into account the EU criteria for environmentally sustainable economic activities.

### Tracking Error

The tracking error measures the volatility of the difference between the return of the sub-fund and the return of the Index. In normal market conditions, it is anticipated that the sub-fund will track the performance of the Index with a tracking error of up to 1%. The return, used to compute the tracking error of the sub-fund, is determined before taking into account any swing pricing mechanism.

### Techniques and instruments on securities and Derivatives

In order to deal with inflows and outflows and also with some local market specificities (market access and liquidity, local tax); the Investment Manager will be able to combine the direct replication with a replication through derivatives such as amongst other futures. In case of such replication, the sub-fund may hold deposits while keeping full exposure to the Index.

The sub-fund may enter into any efficient portfolio management techniques and instruments relating to transferable securities and money market instruments, such as securities lending and borrowing, reverse purchase agreement and repurchase agreement for the purposes of efficient portfolio management as described and in compliance with sections "Techniques and Instruments on Securities Financing Transactions" and "Replication Methods" of this prospectus. In particular, such techniques and instruments may be used in order to generate additional income.

The maximum and expected proportions of the sub-fund's assets that can be subject to SFT and TRS are disclosed in the table "USE OF SECURITIES FINANCING TRANSACTIONS AND TOTAL RETURN SWAPS".

**Sub-fund base currency : Euro**

### Investment Manager

Amundi Asset Management

## Main Risks

See "Risk Descriptions" for more information.

### Risks of ordinary market conditions

Credit	Management
Derivatives	Market
Index replication	Sampling index replication
Interest rate	Sustainability
Investment fund	Use of techniques and Instruments

### Risks of unusual market conditions

Counterparty	Liquidity
Operational	Standard practices
Default	

**Risk management method** Commitment

## Planning Your Investment

Designed for Investors who understand the risks of the sub-fund and plan to invest for at least 5 years.

The sub-fund may appeal to investors who:

- are interested in investment growth in the long term
- are looking to replicate the performance of the Index while accepting its associated risks and volatility

**Business day** Any day that is a day when Euronext Paris is fully open.

**Transaction Day** Requests received and accepted by 15:30 CET on a Business day will ordinarily be processed on the NAV of the first business day (including the business day when the relevant requests are received) that is also a full bank business day in Germany market and in France market. Transaction settlement will occur within two Business days after the relevant transaction day.

In addition, technical net asset values ("T-NAV") may be calculated and published for any calendar day (excluding Saturdays and Sundays) that is neither a business day nor a transaction day. These T-NAV are merely indicative and will not be the basis for purchasing, switching, redeeming and/or transferring shares.

**NAV publication Day :** Transaction Day +1

**Switching in/out** Permitted

## MAIN SHARE CLASSES AND FEES

Share class	Currency	Min initial Investment*	Fees for share transactions		Annual fees	
			Purchase (max)	Switch (max)	Management (max)	Administration (max)
UCITS ETF DR - EUR	EUR	USD 1,000,000	3.00%	1.00%	0.07%	0.07%

See section "Notes on sub-fund Costs" in the prospectus. Other share classes may be available. For a current listing of available classes, go to [amundi.lu/amundi-index-solutions](http://amundi.lu/amundi-index-solutions)

\* Those minimums are applied in USD or in the equivalent amount, in the relevant share class currency.

## Index provider disclaimer

THE AMUNDI GOVT BOND LOWEST RATED EURO INVESTMENT GRADE SUB-FUND IS NOT IN ANY WAY SPONSORED, ENDORSED, SOLD OR PROMOTED BY FTSE INTERNATIONAL LIMITED ("FTSE") OR BY THE LONDON STOCK EXCHANGE PLC (THE "EXCHANGE") OR BY THE FINANCIAL TIMES LIMITED ("FT") (TOGETHER THE "LICENSOR PARTIES") AND NONE OF THE LICENSOR PARTIES MAKE ANY WARRANTY OR REPRESENTATION WHATSOEVER, EXPRESSLY OR IMPLIEDLY, EITHER AS TO THE RESULTS TO BE OBTAINED FROM THE USE OF THE FTSE Eurozone Lowest-Rated Government Bond IG INDEX (THE "INDEX") AND/OR THE FIGURE AT WHICH THE SAID INDEX STANDS AT ANY PARTICULAR TIME ON ANY PARTICULAR DAY OR OTHERWISE. THE INDEX IS COMPILED AND CALCULATED BY FTSE. NONE OF THE LICENSOR PARTIES SHALL BE LIABLE (WHETHER IN NEGLIGENCE OR OTHERWISE) TO ANY PERSON FOR ANY ERROR IN THE INDEX AND NONE OF THE LICENSOR PARTIES SHALL BE UNDER ANY OBLIGATION TO ADVISE ANY PERSON OF ANY ERROR THEREIN. "FTSE®", "FT-SE®", "FOOTSIE®", "FTSE4GOOD®" AND "TECHMARK®" ARE TRADE MARKS OF THE EXCHANGE AND THE FT AND ARE USED BY FTSE UNDER LICENCE. "ALL-WORLD®", "ALL-SHARE®" AND "ALL-SMALL®" ARE TRADEMARKS OF FTSE.

# AMUNDI GOVT BOND LOWEST RATED EURO INVESTMENT GRADE 1-3<sup>(1)</sup>

## Objective and Investment Policy

### Objective

To track the performance of FTSE Eurozone Lowest-Rated Government Bond IG 1-3Y Index ("the Index"), and to minimize the tracking error between the net asset value of the sub-fund and the performance of the Index.

### Index Description

- General description of the Index

FTSE Eurozone Lowest-Rated Government Bond IG 1-3Y Index is a bond index representative of government bonds of Eurozone member countries (as defined in the index methodology) with a maturity ranging from 1 to 3 years and with lower creditworthiness compared to those issued by other Eurozone sovereign states.

The Index is a Total Return Index : the coupons paid by the index constituents are included in the index return.

- Index currency: Euro
- Index Composition

The FTSE Eurozone Lowest-Rated Government Bond IG 1-3Y Index includes bonds with the following eligibility criteria:

- nominal value and coupons denominated in euros, with no options and no convertibility;
- traded on the MTS platform (pan-European electronic platform for the listing and trading of bonds in euros);
- issued by a sovereign government of Eurozone countries defined in the index provider's methodology;
- maturity ranging from 1 to 3 years;
- having at least two ratings below "AAA" grade or the equivalent of an AAA grade by one or more of the rating agencies S&P, Moody's and Fitch i.e. greater or equal to BBB- at S&P and Fitch and Baa3 at Moody's;
- having at least two Investment Grade ratings, also by the rating agencies S&P, Moody's and Fitch;
- issued in a total amount of at least €2 billion;
- issuer not included in the FTSE Eurozone Highest-Rated Government Bond 1-3Y Index;
- issuer not included in the FTSE Eurozone Highest-Rated Government Bond Index (comprising countries rated "AAA" by at least two of the aforementioned rating agencies or countries that may no longer be meeting the rating criterion, but despite that are still part of the Index under the five-country minimum inclusion criterion);
- total weight of each issuer limited to 30%.

The weight of each index component is based on its market value. If the number of countries falls below 4, the countries are equally weighted.

- Index Revision

The Index rebalancing is planned monthly.

- Index Publication

The Index is calculated and published by FTSE ("FTSE").

FTSE Eurozone Lowest-Rated Government Bond IG 1-3Y Index value is available via Bloomberg. At the date of the prospectus, the ticker is: EMTSIA5

The performance tracked by the Index is the 17:15 fixing (Paris time). Prices used in the Index calculation are bid prices.

FTSE index methodology, composition, revision rules and additional information concerning the Index underlying components are available on [ftse.com](http://ftse.com)

(1) This sub-fund is not an index-tracking sub-fund within the meaning of the article 44 of the Law dated December 17, 2010

## Management Process

The exposure to the Index will be achieved through a Direct Replication, mainly by making direct investments in transferable securities and/or other eligible assets representing the Index constituents in a proportion extremely close to their proportion in the index.

The sub-fund will not hold any securities of companies involved in the production or sale of controversial weapons as defined in "Replication Methods".

The sub-fund does not integrate sustainability risks nor take into account principal adverse impact of investments on sustainability factors in its investment process as its objective is to replicate as closely as possible the performance of a benchmark that does not take into consideration such risks in its methodology.

The Sub-Fund does not integrate a consideration of environmentally sustainable economic activities (as prescribed in the Taxonomy Regulation) in its management process. Therefore, for the purpose of the Taxonomy Regulation, it should be noted that the investments underlying the Sub-Fund do not take into account the EU criteria for environmentally sustainable economic activities.

### Tracking Error

The tracking error measures the volatility of the difference between the return of the sub-fund and the return of the Index. In normal market conditions, it is anticipated that the sub-fund will track the performance of the Index with a tracking error of up to 1%. The return, used to compute the tracking error of the sub-fund, is determined before taking into account any swing pricing mechanism.

### Techniques and instruments on securities and Derivatives

In order to deal with inflows and outflows and also with some local market specificities (market access and liquidity, local tax); the Investment Manager will be able to combine the direct replication with a replication through derivatives such as amongst other futures. In case of such replication, the sub-fund may hold deposits while keeping full exposure to the Index.

The sub-fund may enter into any efficient portfolio management techniques and instruments relating to transferable securities and money market instruments, such as securities lending and borrowing, reverse purchase agreement and repurchase agreement for the purposes of efficient portfolio management as described and in compliance with sections "Techniques and Instruments on Securities Financing Transactions" and "Replication Methods" of this prospectus. In particular, such techniques and instruments may be used in order to generate additional income.

The maximum and expected proportions of the sub-fund's assets that can be subject to SFT and TRS are disclosed in the table "USE OF SECURITIES FINANCING TRANSACTIONS AND TOTAL RETURN SWAPS".

**Sub-fund base currency** : Euro

### Investment Manager

Amundi Asset Management

## Main Risks

See "*Risk Descriptions*" for more information.

### Risks of ordinary market conditions

Credit	Management
Derivatives	Market
Index replication	Sustainability
Interest rate	Use of techniques and Instruments
Investment fund	

### Risks of unusual market conditions

Counterparty	Liquidity
Operational	Standard practices
Default	

**Risk management method**                      Commitment

## Planning Your Investment

Designed for Investors who understand the risks of the sub-fund and plan to invest for at least 18 months.

The sub-fund may appeal to investors who:

- are interested in investment growth in the short to medium term
- are looking to replicate the performance of the Index while accepting its associated risks and volatility

**Business day** Any day that is a day when Euronext Paris is fully open.

**Transaction Day** Requests received and accepted by 15:30 CET on a Business day will ordinarily be processed on the NAV of the first business day (including the business day when the relevant requests are received) that is also a full bank business day in Germany market and in France market. Transaction settlement will occur within two Business days after the relevant transaction day.

In addition, technical net asset values ("T-NAV") may be calculated and published for any calendar day (excluding Saturdays and Sundays) that is neither a business day nor a transaction day. These T-NAV are merely indicative and will not be the basis for purchasing, switching, redeeming and/or transferring shares.

**NAV publication Day :**                      **Transaction Day +1**

**Switching in/out**                              Permitted

## MAIN SHARE CLASSES AND FEES

Share class	Currency	Min initial Investment*	Fees for share transactions		Annual fees	
			Purchase (max)	Switch (max)	Management (max)	Administration (max)
UCITS ETF DR - EUR	EUR	USD 1,000,000	3.00%	1.00%	0.07%	0.07%

See section "Notes on sub-fund Costs" in the prospectus. Other share classes may be available. For a current listing of available classes, go to [amundi.lu/amundi-index-solutions](http://amundi.lu/amundi-index-solutions)

\* Those minimums are applied in USD or in the equivalent amount, in the relevant share class currency.

## Index provider disclaimer

THE AMUNDI GOVT BOND LOWEST RATED EURO INVESTMENT GRADE 1-3 IS NOT IN ANY WAY SPONSORED, ENDORSED, SOLD OR PROMOTED BY FTSE INTERNATIONAL LIMITED ("FTSE") OR BY THE LONDON STOCK EXCHANGE PLC (THE "EXCHANGE") OR BY THE FINANCIAL TIMES LIMITED ("FT") (TOGETHER THE "LICENSOR PARTIES") AND NONE OF THE LICENSOR PARTIES MAKE ANY WARRANTY OR REPRESENTATION WHATSOEVER, EXPRESSLY OR IMPLIEDLY, EITHER AS TO THE RESULTS TO BE OBTAINED FROM THE USE OF THE FTSE Eurozone Lowest-Rated Government Bond IG 1-3Y INDEX (THE "INDEX") AND/OR THE FIGURE AT WHICH THE SAID INDEX STANDS AT ANY PARTICULAR TIME ON ANY PARTICULAR DAY OR OTHERWISE. THE INDEX IS COMPILED AND CALCULATED BY FTSE. NONE OF THE LICENSOR PARTIES SHALL BE LIABLE (WHETHER IN NEGLIGENCE OR OTHERWISE) TO ANY PERSON FOR ANY ERROR IN THE INDEX AND NONE OF THE LICENSOR PARTIES SHALL BE UNDER ANY OBLIGATION TO ADVISE ANY PERSON OF ANY ERROR THEREIN. "FTSE®", "FT-SE®", "FOOTSIE®", "FTSE4GOOD®" AND "TECHMARK®" ARE TRADE MARKS OF THE EXCHANGE AND THE FT AND ARE USED BY FTSE UNDER LICENCE. "ALL-WORLD®", "ALL-SHARE®" AND "ALL-SMALL®" ARE TRADEMARKS OF FTSE.



# AMUNDI ITALY BTP GOVERNMENT BOND 1-3Y<sup>(1)</sup>

## Objective and Investment Policy

### Objective

To track the performance of FTSE Eurozone Italy Government 1-3Y (Mid Price) Index (the "Index"), and to minimize the tracking error between the net asset value of the sub-fund and the performance of the Index.

### Index Description

- General description of the Index

The Benchmark Index is the FTSE Eurozone Italy Government 1-3Y (Mid Price) Index, denominated in Euros.

The Index is a Total Return Index : the coupons paid by the Index constituents are included in the index return.

- Index currency: Euro
- Index Composition

The Benchmark Index is composed of Italian sovereign bonds with maturities of one to three years. The initial index components were selected using the same criteria as those used for the other FTSE Government indexes, described below.

To qualify for the Benchmark Index, bonds must meet the following criteria:

- Nominal bonds, with fixed coupons, redeemable at maturity in local currency, without embedded options and nonconvertible
- Traded on the MTS platform
- Issued by the Italian government
- Having a minimum outstanding issuance of two billion euros (as of May 31, 2022)

- Index Revision

The Index rebalancing is planned monthly.

- Index Publication

The Index is calculated and published by FTSE ("FTSE").

FTSE Eurozone Italy Government 1-3Y (Mid Price) Index value is available via Bloomberg. At the date of the prospectus, the ticker is: FMMPITA5

FTSE index methodology, composition, revision rules and additional information concerning the Index underlying components are available on [ftse.com](http://ftse.com)

(1) This sub-fund is not an index-tracking sub-fund within the meaning of the article 44 of the Law dated December 17, 2010

## Management Process

The exposure to the Index will be achieved through a direct replication, mainly by making direct investments in transferable securities and/or other eligible assets representing the Index constituents in a proportion extremely close to their proportion in the Index.

The sub-fund does not integrate sustainability risks nor take into account principal adverse impact of investments on sustainability factors in its investment process as its objective is to replicate as closely as possible the performance of a benchmark that does not take into consideration such risks in its methodology.

The Sub-Fund does not integrate a consideration of environmentally sustainable economic activities (as prescribed in the Taxonomy Regulation) in its management process. Therefore, for the purpose of the Taxonomy Regulation, it should be noted that the investments underlying the Sub-Fund do not take into account the EU criteria for environmentally sustainable economic activities.

### Tracking Error

The tracking error measures the volatility of the difference between the return of the sub-fund and the return of the Index. In normal market conditions, it is anticipated that the sub-fund will track the performance of the Index with a tracking error of up to 1%. The return, used to compute the tracking error of the sub-fund, is determined before taking into account any swing pricing mechanism.

### Techniques and instruments on securities and Derivatives

In order to deal with inflows and outflows and also with some local market specificities (market access and liquidity, local tax); the Investment Manager will be able to combine the direct replication with a replication through derivatives such as amongst other futures. In case of such replication, the sub-fund may hold deposits while keeping full exposure to the Index.

The sub-fund may enter into any efficient portfolio management techniques and instruments relating to transferable securities and money market instruments, such as securities lending and borrowing, reverse purchase agreement and repurchase agreement for the purposes of efficient portfolio management as described and in compliance with sections "Techniques and Instruments on Securities Financing Transactions" and "Replication Methods" of this prospectus. In particular, such techniques and instruments may be used in order to generate additional income.

The maximum and expected proportions of the sub-fund's assets that can be subject to SFT and TRS are disclosed in the table "USE OF SECURITIES FINANCING TRANSACTIONS AND TOTAL RETURN SWAPS".

**Sub-fund base currency** : Euro

### Investment Manager

Amundi Asset Management

## Main Risks

See "Risk Descriptions" for more information.

### Risks of ordinary market conditions

Credit	Investment fund
Derivatives	Management
Hedging risk (hedged share class)	Market
Index replication	Sustainability
Interest rate	Use of techniques and Instruments
Listing market liquidity (ETF share class)	

### Risks of unusual market conditions

Counterparty	Liquidity
Operational	Standard practices
Default	

### Risk management method

Commitment

## Planning Your Investment

Designed for Investors who understand the risks of the sub-fund and plan to invest for at least 3 years.

The sub-fund may appeal to investors who:

- are interested in investment growth in the medium term
- are looking to replicate the performance of the Index while accepting its associated risks and volatility

**Business day** Any day that is a day when Euronext Paris is fully open.

**Transaction Day** Requests received and accepted by 15:30 CET on a Business day will ordinarily be processed on the NAV of the first business day (including the business day when the relevant requests are received) that is also a full bank business day in Germany market and France market. Transaction settlement will occur within two Business days after the relevant transaction day.

In addition, technical net asset values ("T-NAV") may be calculated and published for any calendar day (excluding Saturdays and Sundays) that is neither a business day nor a transaction day. These T-NAV are merely indicative and will not be the basis for purchasing, switching, redeeming and/or transferring shares.

**NAV publication Day :** Transaction Day +1

**Switching in/out** Permitted

## MAIN SHARE CLASSES AND FEES

Share class	Currency	Min initial Investment*	Fees for share transactions		Annual fees	
			Purchase (max)	Switch (max)	Management (max)	Administration (max)
UCITS ETF DR - EUR	EUR	USD 1,000,000	3.00%	1.00%	0.065%	0.10%

See section "Notes on sub-fund Costs" in the prospectus. Other share classes may be available. For a current listing of available classes, go to [amundi.lu/amundi-index-solutions](http://amundi.lu/amundi-index-solutions)

\* Those minimums are applied in USD or in the equivalent amount, in the relevant share class currency.

## Index provider disclaimer

THE AMUNDI ITALY BTP GOVERNMENT BOND 1-3Y SUB-FUND IS NOT IN ANY WAY SPONSORED, ENDORSED, SOLD OR PROMOTED BY FTSE INTERNATIONAL LIMITED ("FTSE") OR BY THE LONDON STOCK EXCHANGE PLC (THE "EXCHANGE") OR BY THE FINANCIAL TIMES LIMITED ("FT") (TOGETHER THE "LICENSOR PARTIES") AND NONE OF THE LICENSOR PARTIES MAKE ANY WARRANTY OR REPRESENTATION WHATSOEVER, EXPRESSLY OR IMPLIEDLY, EITHER AS TO THE RESULTS TO BE OBTAINED FROM THE USE OF THE FTSE Eurozone Italy Government 1-3Y (Mid Price) Index INDEX (THE "INDEX") AND/OR THE FIGURE AT WHICH THE SAID INDEX STANDS AT ANY PARTICULAR TIME ON ANY PARTICULAR DAY OR OTHERWISE. THE INDEX IS COMPILED AND CALCULATED BY FTSE. NONE OF THE LICENSOR PARTIES SHALL BE LIABLE (WHETHER IN NEGLIGENCE OR OTHERWISE) TO ANY PERSON FOR ANY ERROR IN THE INDEX AND NONE OF THE LICENSOR PARTIES SHALL BE UNDER ANY OBLIGATION TO ADVISE ANY PERSON OF ANY ERROR THEREIN. "FTSE®", "FT-SE®", "FOOTSIE®", "FTSE4GOOD®" AND "TECHMARK®" ARE TRADE MARKS OF THE EXCHANGE AND THE FT AND ARE USED BY FTSE UNDER LICENCE. "ALL-WORLD®", "ALL-SHARE®" AND "ALL-SMALL®" ARE TRADEMARKS OF FTSE.

# AMUNDI ITALY BTP GOVERNMENT BOND 10Y<sup>(1)</sup>

## Objective and Investment Policy

### Objective

To track the performance of FTSE Eurozone Target Maturity Government Bond Italy (Mid Price) Index (the "Index"), and to minimize the tracking error between the net asset value of the sub-fund and the performance of the Index.

### Index Description

- General description of the Index

The Benchmark Index is the FTSE Target Maturity Government Bond Italy (Mid Price) Index denominated in Euros.

The Index is a Total Return Index : the coupons paid by the Index constituents are included in the index return.

- Index currency: Euro
- Index Composition

The Benchmark Index is composed of Italian sovereign bonds having an average residual maturity of 10 years. The initial index components were selected using the same criteria as those used for the other FTSE Government indexes, described below. To qualify for the Benchmark Index, bonds must meet the following criteria:

- Nominal bonds, with fixed coupons, redeemable at maturity in local currency, without embedded options and non-convertible
- Traded on the MTS platform
- Issued by the Italian government
- Having a minimum outstanding issuance of two billion euros (as of May 31, 2022)

- Index Revision

The Index rebalancing is planned monthly.

- Index Publication

The Index is calculated and published by FTSE ("FTSE").

FTSE Eurozone Target Maturity Government Bond Italy (Mid Price) Index value is available via Bloomberg. At the date of the prospectus, the ticker is: FMMPITX5

FTSE index methodology, composition, revision rules and additional information concerning the Index underlying components are available on [ftse.com](http://ftse.com)

(1) This sub-fund is not an index-tracking sub-fund within the meaning of the article 44 of the Law dated December 17, 2010

## Management Process

The exposure to the Index will be achieved through a direct replication, mainly by making direct investments in transferable securities and/or other eligible assets representing the Index constituents in a proportion extremely close to their proportion in the Index.

The sub-fund does not integrate sustainability risks nor take into account principal adverse impact of investments on sustainability factors in its investment process as its objective is to replicate as closely as possible the performance of a benchmark that does not take into consideration such risks in its methodology.

The Sub-Fund does not integrate a consideration of environmentally sustainable economic activities (as prescribed in the Taxonomy Regulation) in its management process. Therefore, for the purpose of the Taxonomy Regulation, it should be noted that the investments underlying the Sub-Fund do not take into account the EU criteria for environmentally sustainable economic activities.

### Tracking Error

The tracking error measures the volatility of the difference between the return of the sub-fund and the return of the Index. In normal market conditions, it is anticipated that the sub-fund will track the performance of the Index with a tracking error of up to 1%. The return, used to compute the tracking error of the sub-fund, is determined before taking into account any swing pricing mechanism.

### Techniques and instruments on securities and Derivatives

In order to deal with inflows and outflows and also with some local market specificities (market access and liquidity, local tax); the Investment Manager will be able to combine the direct replication with a replication through derivatives such as amongst other futures. In case of such replication, the sub-fund may hold deposits while keeping full exposure to the Index.

The sub-fund may enter into any efficient portfolio management techniques and instruments relating to transferable securities and money market instruments, such as securities lending and borrowing, reverse purchase agreement and repurchase agreement for the purposes of efficient portfolio management as described and in compliance with sections "Techniques and Instruments on Securities Financing Transactions" and "Replication Methods" of this prospectus. In particular, such techniques and instruments may be used in order to generate additional income.

The maximum and expected proportions of the sub-fund's assets that can be subject to SFT and TRS are disclosed in the table "USE OF SECURITIES FINANCING TRANSACTIONS AND TOTAL RETURN SWAPS".

**Sub-fund base currency** : Euro

### Investment Manager

Amundi Asset Management

## Main Risks

See "Risk Descriptions" for more information.

### Risks of ordinary market conditions

Credit	Investment fund
Derivatives	Management
Hedging risk (hedged share class)	Market
Index replication	Sustainability
Interest rate	Use of techniques and Instruments
Listing market liquidity (ETF share class)	

### Risks of unusual market conditions

Counterparty	Liquidity
Operational	Standard practices
Default	

### Risk management method

Commitment

## Planning Your Investment

Designed for Investors who understand the risks of the sub-fund and plan to invest for at least 3 years.

The sub-fund may appeal to investors who:

- are interested in investment growth in the medium term
- are looking to replicate the performance of the Index while accepting its associated risks and volatility

**Business day** Any day that is a day when Euronext Paris is fully open.

**Transaction Day** Requests received and accepted by 15:30 CET on a Business day will ordinarily be processed on the NAV of the first business day (including the business day when the relevant requests are received) that is also a full bank business day in Germany market and France market. Transaction settlement will occur within two Business days after the relevant transaction day.

In addition, technical net asset values ("T-NAV") may be calculated and published for any calendar day (excluding Saturdays and Sundays) that is neither a business day nor a transaction day. These T-NAV are merely indicative and will not be the basis for purchasing, switching, redeeming and/or transferring shares.

**NAV publication Day :** Transaction Day +1

**Switching in/out** Permitted

## MAIN SHARE CLASSES AND FEES

Share class	Currency	Min initial Investment*	Fees for share transactions		Annual fees	
			Purchase (max)	Switch (max)	Management (max)	Administration (max)
UCITS ETF DR - EUR	EUR	USD 1,000,000	3.00%	1.00%	0.065%	0.10%

See section "Notes on sub-fund Costs" in the prospectus. Other share classes may be available. For a current listing of available classes, go to [amundi.lu/amundi-index-solutions](http://amundi.lu/amundi-index-solutions)

\* Those minimums are applied in USD or in the equivalent amount, in the relevant share class currency.

## Index provider disclaimer

THE AMUNDI ITALY BTP GOVERNMENT BOND 10Y SUB-FUND IS NOT IN ANY WAY SPONSORED, ENDORSED, SOLD OR PROMOTED BY FTSE INTERNATIONAL LIMITED ("FTSE") OR BY THE LONDON STOCK EXCHANGE PLC (THE "EXCHANGE") OR BY THE FINANCIAL TIMES LIMITED ("FT") (TOGETHER THE "LICENSOR PARTIES") AND NONE OF THE LICENSOR PARTIES MAKE ANY WARRANTY OR REPRESENTATION WHATSOEVER, EXPRESSLY OR IMPLIEDLY, EITHER AS TO THE RESULTS TO BE OBTAINED FROM THE USE OF THE FTSE Eurozone Target Maturity Government Bond Italy (Mid Price) Index INDEX (THE "INDEX") AND/OR THE FIGURE AT WHICH THE SAID INDEX STANDS AT ANY PARTICULAR TIME ON ANY PARTICULAR DAY OR OTHERWISE. THE INDEX IS COMPILED AND CALCULATED BY FTSE. NONE OF THE LICENSOR PARTIES SHALL BE LIABLE (WHETHER IN NEGLIGENCE OR OTHERWISE) TO ANY PERSON FOR ANY ERROR IN THE INDEX AND NONE OF THE LICENSOR PARTIES SHALL BE UNDER ANY OBLIGATION TO ADVISE ANY PERSON OF ANY ERROR THEREIN. "FTSE®", "FT-SE®", "FOOTSIE®", "FTSE4GOOD®" AND "TECHMARK®" ARE TRADE MARKS OF THE EXCHANGE AND THE FT AND ARE USED BY FTSE UNDER LICENCE. "ALL-WORLD®", "ALL-SHARE®" AND "ALL-SMALL®" ARE TRADEMARKS OF FTSE.

# AMUNDI PRIME EURO CORPORATES

(to be renamed as AMUNDI EUR CORPORATE BOND and reshaped as from 04/10/2023)

## Objective and Investment Policy

### Objective

To track the performance of Solactive Euro IG Corporate Index (the "Index"), and to minimize the tracking error between the net asset value of the sub-fund and the performance of the Index.

### Index Description

- General description of the Index

Solactive Euro IG Corporate Index is a bond index representative of the corporate fixed-rate investment grade Euro denominated securities.

The Index is a Total Return Index : the coupons paid by the index constituents are included in the index return.

- Index currency: Euro
- Index Composition

The Index components are representative of the corporate fixed-rate bonds, issued in euro and that have an investment grade credit rating from one rating agency (Standard & Poors or Moodys), i.e. the bond's rating must be equal or higher than BBB- for Standard & Poors or Baa3 for Moodys. The issuers' domicile could be non-European, only the bond's currency, credit rating, size and time to maturity are taken into account for the selection in the index.

The minimum time to maturity of each bond is at least one year until final maturity. The minimal amount outstanding per issue is EUR 500 Million. Senior and subordinated issues are included.

The bonds are weighted according to their market value.

- Index Revision

The Index rebalancing is planned monthly.

- Index Publication

The Index is calculated and published by Solactive.

The performance tracked by the Index is the 17:15 fixing (Paris time).

Prices used in the Index calculation are bid prices.

Solactive Euro IG Corporate value is available via Bloomberg. At the date of the prospectus, the ticker is: SOLEUIGC

Solactive index methodology, composition, revision rules and additional information concerning the Index underlying components are available on [solactive.de](http://solactive.de)

## Management Process

The exposure to the Index will be achieved through a direct replication, mainly by making direct investments in transferable securities and/or other eligible assets representing the Index constituents.

The sub-fund intends to implement a sampled replication model in order to track the performance of the Index and it is therefore not expected that the sub-fund will hold each and every underlying component of the Index at all times or hold them in the same proportion as their weightings in the Index. The sub-fund may also hold some securities which are not underlying components of the Index.

The sub-fund takes into account principal adverse impacts of investments on sustainability factors in its investment process as outlined in more detail in section "Sustainable Investing" of this prospectus and will not hold any securities of companies involved in the production or sale of controversial weapons as defined in "Replication Methods".

The Sub-Fund does not integrate a consideration of environmentally sustainable economic activities (as prescribed in the Taxonomy Regulation) in its management process. Therefore, for the purpose of the Taxonomy Regulation, it should be noted that the investments underlying the Sub-Fund do not take into account the EU criteria for environmentally sustainable economic activities.

### Tracking Error

The tracking error measures the volatility of the difference between the return of the sub-fund and the return of the Index. In normal market conditions, it is anticipated that the sub-fund will track the performance of the Index with a tracking error of up to 1%. The return, used to compute the tracking error of the sub-fund, is determined before taking into account any swing pricing mechanism.

### Techniques and instruments on securities and Derivatives

In order to deal with inflows and outflows and also with some local market specificities (market access and liquidity, local tax); the Investment Manager will be able to combine the direct replication with a replication through derivatives such as amongst other futures. In case of such replication, the sub-fund may hold deposits while keeping full exposure to the Index.

The sub-fund may enter into any efficient portfolio management techniques and instruments relating to transferable securities and money market instruments, such as securities lending and borrowing, reverse purchase agreement and repurchase agreement for the purposes of efficient portfolio management as described and in compliance with sections "Techniques and Instruments on Securities Financing Transactions" and "Replication Methods" of this prospectus. In particular, such techniques and instruments may be used in order to generate additional income.

The maximum and expected proportions of the sub-fund's assets that can be subject to SFT and TRS are disclosed in the table "USE OF SECURITIES FINANCING TRANSACTIONS AND TOTAL RETURN SWAPS".

**Sub-fund base currency** : Euro

### Investment Manager

Amundi Asset Management

## Main Risks

See "Risk Descriptions" for more information.

### Risks of ordinary market conditions

Credit	Management
Currency	Market
Derivatives	Sampling index replication
Index replication	Sustainability
Interest rate	Use of techniques and Instruments
Investment fund	
Listing market liquidity (ETF share class)	

### Risks of unusual market conditions

Counterparty	Liquidity
Operational	Standard practices
Default	

**Risk management method** : Commitment

## Planning Your Investment

Designed for Investors who understand the risks of the sub-fund and plan to invest for at least 4 years.

The sub-fund may appeal to investors who:

- are interested in investment growth in the long term
- are looking to replicate the performance of the Index while accepting its associated risks and volatility

**Business day** Any day that is a day when Euronext Paris is fully open.

**Transaction Day** Requests received and accepted by 14:00 CET on a Business day will ordinarily be processed on the NAV of the first business day (including the business day when the relevant requests are received) that is also a full bank business day in Germany market and in United Kingdom market.. Transaction settlement will occur within two Business days after the relevant transaction day.

In addition, technical net asset values ("T-NAV") may be calculated and published for any calendar day (excluding Saturdays and Sundays) that is neither a business day nor a transaction day. These T-NAV are merely indicative and will not be the basis for purchasing, switching, redeeming and/or transferring shares.

**NAV publication Day :**           **Transaction Day +1**

**Switching in/out**                   Permitted

## MAIN SHARE CLASSES AND FEES

			Fees for share transactions		Annual fees	
Share class	Currency	Min initial Investment*	Purchase (max)	Switch (max)	Management (max)	Administration (max)
UCITS ETF DR	EUR	USD 1,000,000	3.00%	1.00%	0.03%	0.02%

See section "Notes on sub-fund Costs" in the prospectus. Other share classes may be available. For a current listing of available classes, go to [amundi.lu/amundi-index-solutions](http://amundi.lu/amundi-index-solutions)

\* Those minimums are applied in USD or in the equivalent amount, in the relevant share class currency.

## Index provider disclaimer

THE FINANCIAL INSTRUMENT IS NOT SPONSORED, PROMOTED, SOLD OR SUPPORTED IN ANY OTHER MANNER BY SOLACTIVE AG NOR DOES SOLACTIVE AG OFFER ANY EXPRESS OR IMPLICIT GUARANTEE OR ASSURANCE EITHER WITH REGARD TO THE RESULTS OF USING THE INDEX AND/OR INDEX TRADE MARK OR THE INDEX PRICE AT ANY TIME OR IN ANY OTHER RESPECT. THE INDEX IS CALCULATED AND PUBLISHED BY SOLACTIVE AG. SOLACTIVE AG USES ITS BEST EFFORTS TO ENSURE THAT THE INDEX IS CALCULATED CORRECTLY. IRRESPECTIVE OF ITS OBLIGATIONS TOWARDS THE ISSUER, SOLACTIVE AG HAS NO OBLIGATION TO POINT OUT ERRORS IN THE INDEX TO THIRD PARTIES INCLUDING BUT NOT LIMITED TO INVESTORS AND/OR FINANCIAL INTERMEDIARIES OF THE FINANCIAL INSTRUMENT. NEITHER PUBLICATION OF THE INDEX BY SOLACTIVE AG NOR THE LICENSING OF THE INDEX OR INDEX TRADE MARK FOR THE PURPOSE OF USE IN CONNECTION WITH THE FINANCIAL INSTRUMENT CONSTITUTES A RECOMMENDATION BY SOLACTIVE AG TO INVEST CAPITAL IN SAID FINANCIAL INSTRUMENT NOR DOES IT IN ANY WAY REPRESENT AN ASSURANCE OR OPINION OF SOLACTIVE AG WITH REGARD TO ANY INVESTMENT IN THIS FINANCIAL INSTRUMENT.

# AMUNDI EUR CORPORATE BOND

(applicable as from 04/10/2023)

## Objective and Investment Policy

### Objective

To track the performance of Bloomberg Euro Corporate Bond Index (the "Index"), and to minimize the tracking error between the net asset value of the sub-fund and the performance of the Index.

### Index Description

- General description of the Index

The Bloomberg Euro Corporate Bond Index is a broad-based benchmark that measures the investment grade, euro-denominated, fixed-rate corporate bond market. Inclusion is based on currency denomination of a bond and not country of risk of the issuer.

The Index is a Total Return Index : the coupons paid by the index constituents are included in the index return.

- Index currency: Euro
- Index Composition

The Index components are representative of the corporate fixed-rate bonds, issued in euro and that have an investment grade credit rating.

The issuers' domicile could be non-European, only the bond's currency, credit rating, size and time to maturity are taken into account for the selection in the index.

The minimum time to maturity of each bond is at least one year until final maturity.

The minimal amount outstanding per issue is EUR 300 Million.

Senior and subordinated issues are included.

The bonds are weighted according to their market value.

- Index Revision

The Index rebalancing is planned monthly.

- Index Publication

The Index is calculated and published by Bloomberg.

Bloomberg Euro Corporate Bond Index value is available via Bloomberg. At the date of the prospectus, the ticker is: LECPTREU

The performance tracked by the Index is the 17:15 fixing (Paris time).

Prices used in the Index calculation are bid prices.

Bloomberg index methodology, composition, revision rules and additional information concerning the Index underlying components are available on [bloomberg.com](http://bloomberg.com)

## Management Process

The exposure to the Index will be achieved through a direct replication, mainly by making direct investments in transferable securities and/or other eligible assets representing the Index constituents.

The sub-fund intends to implement a sampled replication model in order to track the performance of the Index and it is therefore not expected that the sub-fund will hold each and every underlying component of the Index at all times or hold them in the same proportion as their weightings in the Index. The sub-fund may also hold some securities which are not underlying components of the Index.

The sub-fund takes into account principal adverse impacts of investments on sustainability factors in its investment process as outlined in more detail in section "Sustainable Investing" of this prospectus and will not hold any securities of companies involved in the production or sale of controversial weapons as defined in "Replication Methods".

The Sub-Fund does not integrate a consideration of environmentally sustainable economic activities (as prescribed in the Taxonomy Regulation) in its management process. Therefore, for the purpose of the Taxonomy Regulation, it should be noted that the investments underlying the Sub-Fund do not take into account the EU criteria for environmentally sustainable economic activities.

### Tracking Error

The tracking error measures the volatility of the difference between the return of the sub-fund and the return of the Index. In normal market conditions, it is anticipated that the sub-fund will track the performance of the Index with a tracking error of up to 1%. The return, used to compute the tracking error of the sub-fund, is determined before taking into account any swing pricing mechanism.

### Techniques and instruments on securities and Derivatives

In order to deal with inflows and outflows and also with some local market specificities (market access and liquidity, local tax); the Investment Manager will be able to combine the direct replication with a replication through derivatives such as amongst other futures. In case of such replication, the sub-fund may hold deposits while keeping full exposure to the Index.

The sub-fund may enter into any efficient portfolio management techniques and instruments relating to transferable securities and money market instruments, such as securities lending and borrowing, reverse purchase agreement and repurchase agreement for the purposes of efficient portfolio management as described and in compliance with sections "Techniques and Instruments on Securities Financing Transactions" and "Replication Methods" of this prospectus. In particular, such techniques and instruments may be used in order to generate additional income.

The maximum and expected proportions of the sub-fund's assets that can be subject to SFT and TRS are disclosed in the table "USE OF SECURITIES FINANCING TRANSACTIONS AND TOTAL RETURN SWAPS".

**Sub-fund base currency** : Euro

### Investment Manager

Amundi Asset Management

## Main Risks

See "Risk Descriptions" for more information.

### Risks of ordinary market conditions

Credit	Management
Currency	Market
Derivatives	Sampling index replication
Index replication	Sustainability
Interest rate	Use of techniques and Instruments
Investment fund	
Listing market liquidity (ETF share class)	

### Risks of unusual market conditions

Counterparty	Liquidity
Operational	Standard practices
Default	

### Risk management method

Commitment

## Planning Your Investment

Designed for Investors who understand the risks of the sub-fund and plan to invest for at least 4 years.

The sub-fund may appeal to investors who:

- are interested in investment growth in the long term
- are looking to replicate the performance of the Index while accepting its associated risks and volatility

**Business day** Any day that is a day when Euronext Paris is fully open.

**Transaction Day** Requests received and accepted by 14:00 CET on a Business day will ordinarily be processed on the NAV of the first business day (including the business day when the relevant requests are received) that is also a full bank business day in Germany market, France market and in United Kingdom market. Transaction settlement will occur within two Business days after the relevant transaction day.

In addition, technical net asset values ("T-NAV") may be calculated and published for any calendar day (excluding Saturdays and Sundays) that is neither a business day nor a transaction day. These T-NAV are merely indicative and will not be the basis for purchasing, switching, redeeming and/or transferring shares.

**NAV publication Day :**      **Transaction Day +1**

**Switching in/out**                      Permitted

## MAIN SHARE CLASSES AND FEES

Share class	Currency	Min initial Investment*	Fees for share transactions		Annual fees	
			Purchase (max)	Switch (max)	Management (max)	Administration (max)
UCITS ETF DR	EUR	USD 1,000,000	3.00%	1.00%	0.05%	0.02%

See section "Notes on sub-fund Costs" in the prospectus. Other share classes may be available. For a current listing of available classes, go to [amundi.lu/amundi-index-solutions](http://amundi.lu/amundi-index-solutions)

\* Those minimums are applied in USD or in the equivalent amount, in the relevant share class currency.

## Index provider disclaimer

"Bloomberg®" and Bloomberg Euro Corporate Bond Index are service marks of Bloomberg Finance L.P. and its affiliates, including Bloomberg Index Services Limited ("BISL"), the administrator of the index (collectively, "Bloomberg"), and have been licensed for use for certain purposes by Amundi Asset Management.

The Sub-Funds are not sponsored, endorsed, sold or promoted by Bloomberg. Bloomberg does not make any representation or warranty, express or implied, to the owners of or counterparties to the AMUNDI EUR CORPORATE BOND or any member of the public regarding the advisability of investing in securities generally or in the AMUNDI EUR CORPORATE BOND particularly. The only relationship of Bloomberg to Amundi Asset Management is the licensing of certain trademarks, trade names and service marks and of the Bloomberg Euro Corporate Bond Index, which is determined, composed and calculated by BISL without regard to Amundi Asset Management or the AMUNDI EUR CORPORATE BOND. Bloomberg has no obligation to take the needs of Amundi Asset Management or the owners of the AMUNDI EUR CORPORATE BOND into consideration in determining, composing or calculating the Bloomberg Euro Corporate Bond Index. Bloomberg is not responsible for and has not participated in the determination of the timing of, prices at, or quantities of the AMUNDI EUR CORPORATE BOND to be issued. Bloomberg shall not have any obligation or liability, including, without limitation, to AMUNDI EUR CORPORATE BOND customers, in connection with the administration, marketing or trading of the AMUNDI EUR CORPORATE BOND.

BLOOMBERG DOES NOT GUARANTEE THE ACCURACY AND/OR THE COMPLETENESS OF THE BLOOMBERG EURO CORPORATE BOND INDEX OR ANY DATA RELATED THERETO AND SHALL HAVE NO LIABILITY FOR ANY ERRORS, OMISSIONS OR INTERRUPTIONS THEREIN. BLOOMBERG DOES NOT MAKE ANY WARRANTY, EXPRESS OR IMPLIED, AS TO RESULTS TO BE OBTAINED BY AMUNDI ASSET MANAGEMENT, OWNERS OF THE AMUNDI EUR CORPORATE BOND OR ANY OTHER PERSON OR ENTITY FROM THE USE OF THE BLOOMBERG EURO CORPORATE BOND INDEX OR ANY DATA RELATED THERETO. BLOOMBERG DOES NOT MAKE ANY EXPRESS OR IMPLIED WARRANTIES AND EXPRESSLY DISCLAIMS ALL WARRANTIES OF MERCHANTABILITY OR FITNESS FOR A PARTICULAR PURPOSE OR USE WITH RESPECT TO THE BLOOMBERG EURO CORPORATE BOND INDEX OR ANY DATA RELATED THERETO. WITHOUT LIMITING ANY OF THE FOREGOING, TO THE MAXIMUM EXTENT ALLOWED BY LAW, BLOOMBERG, ITS LICENSORS, AND ITS AND THEIR RESPECTIVE EMPLOYEES, CONTRACTORS, AGENTS, SUPPLIERS, AND VENDORS SHALL HAVE NO LIABILITY OR RESPONSIBILITY WHATSOEVER FOR ANY INJURY OR DAMAGES - WHETHER DIRECT, INDIRECT, CONSEQUENTIAL, INCIDENTAL, PUNITIVE OR OTHERWISE - ARISING IN CONNECTION WITH THE AMUNDI EUR CORPORATE BOND OR BLOOMBERG EURO CORPORATE BOND INDEX OR ANY DATA OR VALUES RELATING THERETO - WHETHER ARISING FROM THEIR NEGLIGENCE OR OTHERWISE, EVEN IF NOTIFIED OF THE POSSIBILITY THEREOF.



# AMUNDI PRIME EURO GOV BONDS 0-1Y

## Objective and Investment Policy

### Objective

To track the performance of Solactive Eurozone Government Bond 0-1 Year Index (the "Index"), and to minimize the tracking error between the net asset value of the sub-fund and the performance of the Index.

### Index Description

- General description of the Index

Solactive Eurozone Government Bond 0-1 Year Index aims to track the performance of Euro denominated government bonds and bills with a remaining time to maturity between 1 month and 1 year.

The Index is a Total Return Index: the coupons paid by the Index constituents are included in the index return.

- Index currency: Euro
- Index Composition

The Index includes bonds and bills issued by central governments from Eurozone countries that are rated as investment grade by either Moody's Investors Service or S&P Ratings. For the avoidance of doubt if one of both agencies rates the country as investment grade it is eligible for the index.

To be eligible for inclusion in the Index, all instruments must be denominated in euro, have a minimum amount outstanding of at least 1.5 billion Euros and an effective time to maturity of one year or less. Only fixed coupon and zero coupon instruments are eligible for the index. The issuing country must have a combined amount outstanding in eligible instruments of at least 5 billion Euros. Each index component is weighted according to its market value. Additionally, the market cap weight of each issuing country is capped at 25%.

- Index Revision

The Index rebalancing is planned monthly.

- Index Publication

The Index is calculated and published by Solactive.

Solactive Eurozone Government Bond 0-1 Year Index value is available via Bloomberg. At the date of the prospectus, the ticker is: SOLEUS01

The performance tracked by the Index is the 17:15 fixing (Paris time). Prices used in the Index calculation are bid prices. Bonds added in a rebalancing are included the Index at ask price on the relevant rebalance day.

Solactive index methodology, composition, revision rules and additional information concerning the Index underlying components are available on [solactive.de](http://solactive.de)

## Management Process

The exposure to the Index will be achieved through a direct replication, mainly by making direct investments in transferable securities and/or other eligible assets representing the Index constituents.

The sub-fund intends to implement a sampled replication model in order to track the performance of the Index and it is therefore not expected that the sub-fund will hold each and every underlying component of the Index at all times or hold them in the same proportion as their weightings in the Index. The sub-fund may also hold some securities which are not underlying components of the Index.

The sub-fund takes into account principal adverse impacts of investments on sustainability factors in its investment process as outlined in more detail in section "Sustainable Investing" of this prospectus and will not hold any securities of companies involved in the production or sale of controversial weapons as defined in "Replication Methods".

The Sub-Fund does not integrate a consideration of environmentally sustainable economic activities (as prescribed in the Taxonomy Regulation) in its management process. Therefore, for the purpose of the Taxonomy Regulation, it should be noted that the investments underlying the Sub-Fund do not take into account the EU criteria for environmentally sustainable economic activities.

### Tracking Error

The tracking error measures the volatility of the difference between the return of the sub-fund and the return of the Index. In normal market conditions, it is anticipated that the sub-fund will track the performance of the Index with a tracking error of up to 1%. The return, used to compute the tracking error of the sub-fund, is determined before taking into account any swing pricing mechanism.

### Techniques and instruments on securities and Derivatives

In order to deal with inflows and outflows and also with some local market specificities (market access and liquidity, local tax); the Investment Manager will be able to combine the direct replication with a replication through derivatives such as amongst other futures. In case of such replication, the sub-fund may hold deposits while keeping full exposure to the Index.

The sub-fund may enter into any efficient portfolio management techniques and instruments relating to transferable securities and money market instruments, such as securities lending and borrowing, reverse purchase agreement and repurchase agreement for the purposes of efficient portfolio management as described and in compliance with sections "Techniques and Instruments on Securities Financing Transactions" and "Replication Methods" of this prospectus. In particular, such techniques and instruments may be used in order to generate additional income.

The maximum and expected proportions of the sub-fund's assets that can be subject to SFT and TRS are disclosed in the table "USE OF SECURITIES FINANCING TRANSACTIONS AND TOTAL RETURN SWAPS".

**Sub-fund base currency** : Euro

### Investment Manager

Amundi Asset Management

## Main Risks

See "Risk Descriptions" for more information.

### Risks of ordinary market conditions

Credit	Market
Index replication	Sampling index replication
Interest rate	Sustainability
Investment fund	Use of techniques and Instruments
Management	
Listing market liquidity (ETF share class)	

### Risks of unusual market conditions

Counterparty	Liquidity
Operational	Standard practices
Default	

**Risk management method** : Commitment

## Planning Your Investment

Designed for Investors who understand the risks of the sub-fund and plan to invest for at least 1 year.

The sub-fund may appeal to investors who:

- are interested in investment growth in the short term
- are looking to replicate the performance of the Index while accepting its associated risks and volatility

**Business day** Any day that is a day when Euronext Paris is fully open.

**Transaction Day** Requests received and accepted by 14:00 CET on a Business day will ordinarily be processed on the NAV of the first business day (including the business day when the relevant requests are received) that is also a full bank business day in France market and in Germany Market. Transaction settlement will occur within two Business days after the relevant transaction day.

In addition, technical net asset values ("T-NAV") may be calculated and published for any calendar day (excluding Saturdays and Sundays) that is neither a business day nor a transaction day. These T-NAV are merely indicative and will not be the basis for purchasing, switching, redeeming and/or transferring shares.

**NAV publication Day :** Transaction Day +1

**Switching in/out** Permitted

## MAIN SHARE CLASSES AND FEES

Share class	Currency	Min initial Investment*	Fees for share transactions		Annual fees	
			Purchase (max)	Switch (max)	Management (max)	Administration (max)
IE	EUR	USD 500,000	3.50%	1.00%	0.03%	0.02%
UCITS ETF DR	EUR	USD 1,000,000	3.00%	1.00%	0.03%	0.02%

See section "Notes on sub-fund Costs" in the prospectus. Other share classes may be available. For a current listing of available classes, go to [amundi.lu/amundi-index-solutions](http://amundi.lu/amundi-index-solutions)

\* Those minimums are applied in USD or in the equivalent amount, in the relevant share class currency.

## Index provider disclaimer

THE FINANCIAL INSTRUMENT IS NOT SPONSORED, PROMOTED, SOLD OR SUPPORTED IN ANY OTHER MANNER BY SOLACTIVE AG NOR DOES SOLACTIVE AG OFFER ANY EXPRESS OR IMPLICIT GUARANTEE OR ASSURANCE EITHER WITH REGARD TO THE RESULTS OF USING THE INDEX AND/OR INDEX TRADE MARK OR THE INDEX PRICE AT ANY TIME OR IN ANY OTHER RESPECT. THE INDEX IS CALCULATED AND PUBLISHED BY SOLACTIVE AG. SOLACTIVE AG USES ITS BEST EFFORTS TO ENSURE THAT THE INDEX IS CALCULATED CORRECTLY. IRRESPECTIVE OF ITS OBLIGATIONS TOWARDS THE ISSUER, SOLACTIVE AG HAS NO OBLIGATION TO POINT OUT ERRORS IN THE INDEX TO THIRD PARTIES INCLUDING BUT NOT LIMITED TO INVESTORS AND/OR FINANCIAL INTERMEDIARIES OF THE FINANCIAL INSTRUMENT. NEITHER PUBLICATION OF THE INDEX BY SOLACTIVE AG NOR THE LICENSING OF THE INDEX OR INDEX TRADE MARK FOR THE PURPOSE OF USE IN CONNECTION WITH THE FINANCIAL INSTRUMENT CONSTITUTES A RECOMMENDATION BY SOLACTIVE AG TO INVEST CAPITAL IN SAID FINANCIAL INSTRUMENT NOR DOES IT IN ANY WAY REPRESENT AN ASSURANCE OR OPINION OF SOLACTIVE AG WITH REGARD TO ANY INVESTMENT IN THIS FINANCIAL INSTRUMENT.

## Objective and Investment Policy

### Objective

To track the performance of Solactive Eurozone Government Bond Index (the "Index"), and to minimize the tracking error between the net asset value of the sub-fund and the performance of the Index.

### Index Description

- General description of the Index

Solactive Eurozone Government Bond Index is a bonds index, representative of domestic government bonds issued by euro zone countries that have an investment grade credit rating from one rating agency (Standard & Poors or Moodys).

The Index is a Total Return Index : the coupons paid by the index constituents are included in the index return.

- Index currency: Euro
- Index Composition

The Index constituents are representative of domestic government bonds issued by euro zone countries that have an investment grade credit rating from one rating agency (Standard & Poors or Moodys), i.e. the issuer's rating must be equal or higher than BBB- for Standard & Poors or Baa3 for Moodys.

To be eligible in the index, the bonds must be issued in euro, have a fixed coupon, a minimum time to maturity of 1 year, and a minimum outstanding amount of 1.5 billion euro.

The bonds are weighted according to their market value.

- Index Revision

The Index rebalancing is planned monthly.

- Index Publication

The Index is calculated and published by Solactive.

Solactive Eurozone Government Bond Index value is available via Bloomberg. At the date of the prospectus, the ticker is: SOLEUSOV

The performance tracked by the Index is the 17:15 fixing (Paris time). Prices used in the Index calculation are bid prices.

Solactive index methodology, composition, revision rules and additional information concerning the Index underlying components are available on [solactive.de](http://solactive.de)

(1) This sub-fund is not an index-tracking sub-fund within the meaning of the article 44 of the Law dated December 17, 2010

## Management Process

The exposure to the Index will be achieved through a direct replication, mainly by making direct investments in transferable securities and/or other eligible assets representing the Index constituents.

The sub-fund intends to implement a sampled replication model in order to track the performance of the Index and it is therefore not expected that the sub-fund will hold each and every underlying component of the Index at all times or hold them in the same proportion as their weightings in the Index. The sub-fund may also hold some securities which are not underlying components of the Index.

The sub-fund takes into account principal adverse impacts of investments on sustainability factors in its investment process as outlined in more detail in section "Sustainable Investing" of this prospectus and will not hold any securities of companies involved in the production or sale of controversial weapons as defined in "Replication Methods".

The Sub-Fund does not integrate a consideration of environmentally sustainable economic activities (as prescribed in the Taxonomy Regulation) in its management process. Therefore, for the purpose of the Taxonomy Regulation, it should be noted that the investments underlying the Sub-Fund do not take into account the EU criteria for environmentally sustainable economic activities.

### Tracking Error

The tracking error measures the volatility of the difference between the return of the sub-fund and the return of the Index. In normal market conditions, it is anticipated that the sub-fund will track the performance of the Index with a tracking error of up to 1%. The return, used to compute the tracking error of the sub-fund, is determined before taking into account any swing pricing mechanism.

### Techniques and instruments on securities and Derivatives

In order to deal with inflows and outflows and also with some local market specificities (market access and liquidity, local tax); the Investment Manager will be able to combine the direct replication with a replication through derivatives such as amongst other futures. In case of such replication, the sub-fund may hold deposits while keeping full exposure to the Index.

The sub-fund may enter into any efficient portfolio management techniques and instruments relating to transferable securities and money market instruments, such as securities lending and borrowing, reverse purchase agreement and repurchase agreement for the purposes of efficient portfolio management as described and in compliance with sections "Techniques and Instruments on Securities Financing Transactions" and "Replication Methods" of this prospectus. In particular, such techniques and instruments may be used in order to generate additional income.

The maximum and expected proportions of the sub-fund's assets that can be subject to SFT and TRS are disclosed in the table "USE OF SECURITIES FINANCING TRANSACTIONS AND TOTAL RETURN SWAPS".

**Sub-fund base currency** : Euro

### Investment Manager

Amundi Asset Management

## Main Risks

See "Risk Descriptions" for more information.

### Risks of ordinary market conditions

Credit	Management
Currency	Market
Derivatives	Sampling index replication
Index replication	Sustainability
Interest rate	Use of techniques and Instruments
Investment fund	
Listing market liquidity (ETF share class)	

### Risks of unusual market conditions

Counterparty	Liquidity
Operational	Standard practices
Default	

**Risk management method** : Commitment

## Planning Your Investment

Designed for Investors who understand the risks of the sub-fund and plan to invest for at least 4 years.

The sub-fund may appeal to investors who:

- are interested in investment growth in the long term
- are looking to replicate the performance of the Index while accepting its associated risks and volatility

**Business day** Any day that is a day when Euronext Paris is fully open.

**Transaction Day** Requests received and accepted by 14:00 CET on a Business day will ordinarily be processed on the NAV of the first business day (including the business day when the relevant requests are received) that is also a full bank business day in Germany market and in France market. Transaction settlement will occur within two Business days after the relevant transaction day.

In addition, technical net asset values ("T-NAV") may be calculated and published for any calendar day (excluding Saturdays and Sundays) that is neither a business day nor a transaction day. These T-NAV are merely indicative and will not be the basis for purchasing, switching, redeeming and/or transferring shares.

**NAV publication Day :** Transaction Day +1

**Switching in/out** Permitted

## MAIN SHARE CLASSES AND FEES

			Fees for share transactions		Annual fees	
Share class	Currency	Min initial Investment*	Purchase (max)	Switch (max)	Management (max)	Administration (max)
UCITS ETF DR	EUR	USD 1,000,000	3.00%	1.00%	0.03%	0.02%

See section "Notes on sub-fund Costs" in the prospectus. Other share classes may be available. For a current listing of available classes, go to [amundi.lu/amundi-index-solutions](http://amundi.lu/amundi-index-solutions)

\* Those minimums are applied in USD or in the equivalent amount, in the relevant share class currency.

## Index provider disclaimer

THE FINANCIAL INSTRUMENT IS NOT SPONSORED, PROMOTED, SOLD OR SUPPORTED IN ANY OTHER MANNER BY SOLACTIVE AG NOR DOES SOLACTIVE AG OFFER ANY EXPRESS OR IMPLICIT GUARANTEE OR ASSURANCE EITHER WITH REGARD TO THE RESULTS OF USING THE INDEX AND/OR INDEX TRADE MARK OR THE INDEX PRICE AT ANY TIME OR IN ANY OTHER RESPECT. THE INDEX IS CALCULATED AND PUBLISHED BY SOLACTIVE AG. SOLACTIVE AG USES ITS BEST EFFORTS TO ENSURE THAT THE INDEX IS CALCULATED CORRECTLY. IRRESPECTIVE OF ITS OBLIGATIONS TOWARDS THE ISSUER, SOLACTIVE AG HAS NO OBLIGATION TO POINT OUT ERRORS IN THE INDEX TO THIRD PARTIES INCLUDING BUT NOT LIMITED TO INVESTORS AND/OR FINANCIAL INTERMEDIARIES OF THE FINANCIAL INSTRUMENT. NEITHER PUBLICATION OF THE INDEX BY SOLACTIVE AG NOR THE LICENSING OF THE INDEX OR INDEX TRADE MARK FOR THE PURPOSE OF USE IN CONNECTION WITH THE FINANCIAL INSTRUMENT CONSTITUTES A RECOMMENDATION BY SOLACTIVE AG TO INVEST CAPITAL IN SAID FINANCIAL INSTRUMENT NOR DOES IT IN ANY WAY REPRESENT AN ASSURANCE OR OPINION OF SOLACTIVE AG WITH REGARD TO ANY INVESTMENT IN THIS FINANCIAL INSTRUMENT.

## Objective and Investment Policy

### Objective

To track the performance of Solactive Global Developed Government Bond Index (the "Index"), and to minimize the tracking error between the net asset value of the sub-fund and the performance of the Index.

### Index Description

- General description of the Index

The Solactive Global Developed Government Bond Index is a bond index including the fixed-rate government bonds from the main developed, Investment Grade rated countries.

The Index is a Total Return Index : the coupons paid by the index constituents are included in the index return.

- Index currency: Euro
- Index Composition

To be included in the Index, the country must be rated Investment grade by one rating agency (Standard & Poors or Moodys), i.e. the country's bonds rating must be equal or higher than BBB- for Standard & Poors or Baa3 for Moodys, and the total market value of the bonds, issued in local currency, must be higher than 1% of the total market value of the eligible bonds universe.

The eligible universe is made up of bonds issued by developed government, Investment Grade issuers, in local currency, with a time to maturity longer than one year, and whose outstanding amount is larger than 1.5 billion of its local currency, except for Japan where the minimum size is JPY 150 billion, Denmark where the minimum size is DKK 15 billion, and Sweden, where the minimum size is SEK 15 billion.

The outstanding amount of each bonds is adjusted by the holdings of the central bank of each country, when the data is public.

The bonds are weighted in the index according to their market value.

- Index Revision

The Index rebalancing is planned monthly.

- Index Publication

The Index is calculated and published by Solactive.

Solactive Global Developed Government Bond Index value is available via Bloomberg. At the date of the prospectus, the ticker is: SOLGDGA

The performance tracked by the Index is the close of business in the local markets that compose the index.

Prices used in the Index calculation are bid prices.

Solactive index methodology, composition, revision rules and additional information concerning the Index underlying components are available on [solactive.de](http://solactive.de)

(1) This sub-fund is not an index-tracking sub-fund within the meaning of the article 44 of the Law dated December 17, 2010

## Management Process

The exposure to the Index will be achieved through a direct replication, mainly by making direct investments in transferable securities and/or other eligible assets representing the Index constituents.

The sub-fund intends to implement a sampled replication model in order to track the performance of the Index and it is therefore not expected that the sub-fund will hold each and every underlying component of the Index at all times or hold them in the same proportion as their weightings in the Index. The sub-fund may also hold some securities which are not underlying components of the Index.

The sub-fund takes into account principal adverse impacts of investments on sustainability factors in its investment process as outlined in more detail in section "Sustainable Investing" of this prospectus and will not hold any securities of companies involved in the production or sale of controversial weapons as defined in "Replication Methods".

The Sub-Fund does not integrate a consideration of environmentally sustainable economic activities (as prescribed in the Taxonomy Regulation) in its management process. Therefore, for the purpose of the Taxonomy Regulation, it should be noted that the investments underlying the Sub-Fund do not take into account the EU criteria for environmentally sustainable economic activities.

### Tracking Error

The tracking error measures the volatility of the difference between the return of the sub-fund and the return of the Index. In normal market conditions, it is anticipated that the sub-fund will track the performance of the Index with a tracking error of up to 1%. The return, used to compute the tracking error of the sub-fund, is determined before taking into account any swing pricing mechanism.

### Techniques and instruments on securities and Derivatives

In order to deal with inflows and outflows and also with some local market specificities (market access and liquidity, local tax); the Investment Manager will be able to combine the direct replication with a replication through derivatives such as amongst other futures. In case of such replication, the sub-fund may hold deposits while keeping full exposure to the Index.

The sub-fund may enter into any efficient portfolio management techniques and instruments relating to transferable securities and money market instruments, such as securities lending and borrowing, reverse purchase agreement and repurchase agreement for the purposes of efficient portfolio management as described and in compliance with sections "Techniques and Instruments on Securities Financing Transactions" and "Replication Methods" of this prospectus. In particular, such techniques and instruments may be used in order to generate additional income.

The maximum and expected proportions of the sub-fund's assets that can be subject to SFT and TRS are disclosed in the table "USE OF SECURITIES FINANCING TRANSACTIONS AND TOTAL RETURN SWAPS".

**Sub-fund base currency** : Euro

### Investment Manager

Amundi Asset Management

## Main Risks

See "Risk Descriptions" for more information.

### Risks of ordinary market conditions

Credit	Management
Currency	Market
Derivatives	Sampling index replication
Index replication	Sustainability
Interest rate	Use of techniques and Instruments
Investment fund	
Listing market liquidity (ETF share class)	

### Risks of unusual market conditions

Counterparty	Liquidity
Operational	Standard practices
Default	

**Risk management method** : Commitment

## Planning Your Investment

Designed for Investors who understand the risks of the sub-fund and plan to invest for at least 4 years.

The sub-fund may appeal to investors who:

- are interested in investment growth in the long term
- are looking to replicate the performance of the Index while accepting its associated risks and volatility

**Business day** Any day that is a day when Euronext Paris is fully open.

**Transaction Day** Requests received and accepted by 14:00 CET on a Business day will ordinarily be processed on the NAV of the first following day that is a business day and also a full bank business day in France market and in USA market, and in Germany market and in Japan Market and in United Kingdom market. Transaction settlement will occur within two Business days after the relevant transaction day.

In addition, technical net asset values ("T-NAV") may be calculated and published for any calendar day (excluding Saturdays and Sundays) that is neither a business day nor a transaction day. These T-NAV are merely indicative and will not be the basis for purchasing, switching, redeeming and/or transferring shares.

**NAV publication Day :**      **Transaction Day +1**

**Switching in/out**                      Permitted

## MAIN SHARE CLASSES AND FEES

Share class	Currency	Min initial Investment*	Fees for share transactions		Annual fees	
			Purchase (max)	Switch (max)	Management (max)	Administration (max)
UCITS ETF DR	EUR	USD 1,000,000	3.00%	1.00%	0.03%	0.02%

See section "Notes on sub-fund Costs" in the prospectus. Other share classes may be available. For a current listing of available classes, go to [amundi.lu/amundi-index-solutions](http://amundi.lu/amundi-index-solutions)

\* Those minimums are applied in USD or in the equivalent amount, in the relevant share class currency.

## Index provider disclaimer

THE FINANCIAL INSTRUMENT IS NOT SPONSORED, PROMOTED, SOLD OR SUPPORTED IN ANY OTHER MANNER BY SOLACTIVE AG NOR DOES SOLACTIVE AG OFFER ANY EXPRESS OR IMPLICIT GUARANTEE OR ASSURANCE EITHER WITH REGARD TO THE RESULTS OF USING THE INDEX AND/OR INDEX TRADE MARK OR THE INDEX PRICE AT ANY TIME OR IN ANY OTHER RESPECT. THE INDEX IS CALCULATED AND PUBLISHED BY SOLACTIVE AG. SOLACTIVE AG USES ITS BEST EFFORTS TO ENSURE THAT THE INDEX IS CALCULATED CORRECTLY. IRRESPECTIVE OF ITS OBLIGATIONS TOWARDS THE ISSUER, SOLACTIVE AG HAS NO OBLIGATION TO POINT OUT ERRORS IN THE INDEX TO THIRD PARTIES INCLUDING BUT NOT LIMITED TO INVESTORS AND/OR FINANCIAL INTERMEDIARIES OF THE FINANCIAL INSTRUMENT. NEITHER PUBLICATION OF THE INDEX BY SOLACTIVE AG NOR THE LICENSING OF THE INDEX OR INDEX TRADE MARK FOR THE PURPOSE OF USE IN CONNECTION WITH THE FINANCIAL INSTRUMENT CONSTITUTES A RECOMMENDATION BY SOLACTIVE AG TO INVEST CAPITAL IN SAID FINANCIAL INSTRUMENT NOR DOES IT IN ANY WAY REPRESENT AN ASSURANCE OR OPINION OF SOLACTIVE AG WITH REGARD TO ANY INVESTMENT IN THIS FINANCIAL INSTRUMENT.

# AMUNDI PRIME US CORPORATES

## Objective and Investment Policy

### Objective

To track the performance of Solactive USD Investment Grade Corporate Index (the "Index"), and to minimize the tracking error between the net asset value of the sub-fund and the performance of the Index.

### Index Description

- General description of the Index

Solactive USD Investment Grade Corporate Index is a bond index representative of the fixed-rate corporate investment grade USD-denominated securities.

The Index is a Total Return Index : the coupons paid by the Index constituents are included in the index return.

- Index currency: US Dollar
- Index Composition

The securities composing the Index are rated Investment Grade by Moodys or S&P and have at least one year until final maturity. The minimal amount outstanding per issue is USD 400 Million. Senior and subordinated issues are included.

Inclusion in the Index is based on the currency of the issue and not the domicile of the issuer.

- Index Revision

The Index rebalancing is planned monthly.

- Index Publication

The Index is calculated and published by Solactive.

Solactive USD Investment Grade Corporate Index value is available via Bloomberg. At the date of the prospectus, the ticker is: SOLUSIGC

The performance tracked by the Index is the 15:00 fixing (New York time). Prices used in the Index calculation are bid prices.

Solactive index methodology, composition, revision rules and additional information concerning the Index underlying components are available on [solactive.de](http://solactive.de)

## Management Process

The exposure to the Index will be achieved through a direct replication, mainly by making direct investments in transferable securities and/or other eligible assets representing the Index constituents.

The sub-fund intends to implement a sampled replication model in order to track the performance of the Index and it is therefore not expected that the sub-fund will hold each and every underlying component of the Index at all times or hold them in the same proportion as their weightings in the Index. The sub-fund may also hold some securities which are not underlying components of the Index.

The sub-fund takes into account principal adverse impacts of investments on sustainability factors in its investment process as outlined in more detail in section "Sustainable Investing" of this prospectus and will not hold any securities of companies involved in the production or sale of controversial weapons as defined in "Replication Methods".

The Sub-Fund does not integrate a consideration of environmentally sustainable economic activities (as prescribed in the Taxonomy Regulation) in its management process. Therefore, for the purpose of the Taxonomy Regulation, it should be noted that the investments underlying the Sub-Fund do not take into account the EU criteria for environmentally sustainable economic activities.

### Tracking Error

The tracking error measures the volatility of the difference between the return of the sub-fund and the return of the Index. In normal market conditions, it is anticipated that the sub-fund will track the performance of the Index with a tracking error of up to 1%. The return, used to compute the tracking error of the sub-fund, is determined before taking into account any swing pricing mechanism.

### Techniques and instruments on securities and Derivatives

In order to deal with inflows and outflows and also with some local market specificities (market access and liquidity, local tax); the Investment Manager will be able to combine the direct replication with a replication through derivatives such as amongst other futures. In case of such replication, the sub-fund may hold deposits while keeping full exposure to the Index.

The sub-fund may enter into any efficient portfolio management techniques and instruments relating to transferable securities and money market instruments, such as securities lending and borrowing, reverse purchase agreement and repurchase agreement for the purposes of efficient portfolio management as described and in compliance with sections "Techniques and Instruments on Securities Financing Transactions" and "Replication Methods" of this prospectus. In particular, such techniques and instruments may be used in order to generate additional income.

The maximum and expected proportions of the sub-fund's assets that can be subject to SFT and TRS are disclosed in the table "USE OF SECURITIES FINANCING TRANSACTIONS AND TOTAL RETURN SWAPS".

**Sub-fund base currency :** US Dollar

### Investment Manager

Amundi Asset Management

## Main Risks

See "Risk Descriptions" for more information.

### Risks of ordinary market conditions

Credit	Management
Currency	Market
Derivatives	Sampling index replication
Index replication	Sustainability
Interest rate	Use of techniques and Instruments
Investment fund	
Listing market liquidity (ETF share class)	

### Risks of unusual market conditions

Counterparty	Liquidity
Operational	Standard practices
Default	

**Risk management method**                      Commitment

## Planning Your Investment

Designed for Investors who understand the risks of the sub-fund and plan to invest for at least 4 years.

The sub-fund may appeal to investors who:

- are interested in investment growth in the long term
- are looking to replicate the performance of the Index while accepting its associated risks and volatility

**Business day** Any day that is a day when Euronext Paris is fully open.

**Transaction Day** Requests received and accepted by 14:00 CET on a Business day will ordinarily be processed on the NAV of the first business day (including the business day when the relevant requests are received) that is also a full bank business day in USA market. Transaction settlement will occur within two Business days after the relevant transaction day.

In addition, technical net asset values ("T-NAV") may be calculated and published for any calendar day (excluding Saturdays and Sundays) that is neither a business day nor a transaction day. These T-NAV are merely indicative and will not be the basis for purchasing, switching, redeeming and/or transferring shares.

**NAV publication Day :** Transaction Day +1

**Switching in/out** Permitted

## MAIN SHARE CLASSES AND FEES

			Fees for share transactions		Annual fees	
Share class	Currency	Min initial Investment*	Purchase (max)	Switch (max)	Management (max)	Administration (max)
UCITS ETF DR	USD	USD 1,000,000	3.00%	1.00%	0.03%	0.02%

See section "Notes on sub-fund Costs" in the prospectus. Other share classes may be available. For a current listing of available classes, go to [amundi.lu/amundi-index-solutions](http://amundi.lu/amundi-index-solutions)

\* Those minimums are applied in USD or in the equivalent amount, in the relevant share class currency.

## Index provider disclaimer

THE FINANCIAL INSTRUMENT IS NOT SPONSORED, PROMOTED, SOLD OR SUPPORTED IN ANY OTHER MANNER BY SOLACTIVE AG NOR DOES SOLACTIVE AG OFFER ANY EXPRESS OR IMPLICIT GUARANTEE OR ASSURANCE EITHER WITH REGARD TO THE RESULTS OF USING THE INDEX AND/OR INDEX TRADE MARK OR THE INDEX PRICE AT ANY TIME OR IN ANY OTHER RESPECT. THE INDEX IS CALCULATED AND PUBLISHED BY SOLACTIVE AG. SOLACTIVE AG USES ITS BEST EFFORTS TO ENSURE THAT THE INDEX IS CALCULATED CORRECTLY. IRRESPECTIVE OF ITS OBLIGATIONS TOWARDS THE ISSUER, SOLACTIVE AG HAS NO OBLIGATION TO POINT OUT ERRORS IN THE INDEX TO THIRD PARTIES INCLUDING BUT NOT LIMITED TO INVESTORS AND/OR FINANCIAL INTERMEDIARIES OF THE FINANCIAL INSTRUMENT. NEITHER PUBLICATION OF THE INDEX BY SOLACTIVE AG NOR THE LICENSING OF THE INDEX OR INDEX TRADE MARK FOR THE PURPOSE OF USE IN CONNECTION WITH THE FINANCIAL INSTRUMENT CONSTITUTES A RECOMMENDATION BY SOLACTIVE AG TO INVEST CAPITAL IN SAID FINANCIAL INSTRUMENT NOR DOES IT IN ANY WAY REPRESENT AN ASSURANCE OR OPINION OF SOLACTIVE AG WITH REGARD TO ANY INVESTMENT IN THIS FINANCIAL INSTRUMENT.



## Objective and Investment Policy

### Objective

To track the performance of Solactive US Treasury Bond Index (the "Index"), and to minimize the tracking error between the net asset value of the sub-fund and the performance of the Index.

### Index Description

- General description of the Index

Solactive US Treasury Bond Index is a bond index representative of USD-denominated securities issued by the United States of America Treasury and with maturities of at least 1 year.

The Index is a Total Return Index : the coupons paid by the index constituents are included in the index return.

- Index currency: US Dollar
- Index Composition

Solactive US Treasury Bond Index includes bonds with the following eligibility criteria:

- issued by the United States Treasury;
- USD-denominated fixed-coupon bonds;
- issued in a total amount of at least USD 250 million.

The weight of each index component is based on its market value.

- Index Revision

The Index rebalancing is planned monthly.

- Index Publication

The Index is calculated and published by Solactive.

Solactive US Treasury Bond Index value is available via Bloomberg. At the date of the prospectus, the ticker is: SOLUTC

The performance tracked by the Index is the 15:00 fixing (New York time). Prices used in the Index calculation are bid prices.

Solactive index methodology, composition, revision rules and additional information concerning the Index underlying components are available on [solactive.de](http://solactive.de)

(1) This sub-fund is not an index-tracking sub-fund within the meaning of the article 44 of the Law dated December 17, 2010

## Management Process

The exposure to the Index will be achieved through a direct replication, mainly by making direct investments in transferable securities and/or other eligible assets representing the Index constituents in a proportion extremely close to their proportion in the index.

The sub-fund takes into account principal adverse impacts of investments on sustainability factors in its investment process as outlined in more detail in section "Sustainable Investing" of this prospectus and will not hold any securities of companies involved in the production or sale of controversial weapons as defined in "Replication Methods".

The Sub-Fund does not integrate a consideration of environmentally sustainable economic activities (as prescribed in the Taxonomy Regulation) in its management process. Therefore, for the purpose of the Taxonomy Regulation, it should be noted that the investments underlying the Sub-Fund do not take into account the EU criteria for environmentally sustainable economic activities.

### Tracking Error

The tracking error measures the volatility of the difference between the return of the sub-fund and the return of the Index. In normal market conditions, it is anticipated that the sub-fund will track the performance of the Index with a tracking error of up to 1%. The return, used to compute the tracking error of the sub-fund, is determined before taking into account any swing pricing mechanism.

### Techniques and instruments on securities and Derivatives

In order to deal with inflows and outflows and also with some local market specificities (market access and liquidity, local tax); the Investment Manager will be able to combine the direct replication with a replication through derivatives such as amongst other futures. In case of such replication, the sub-fund may hold deposits while keeping full exposure to the Index.

The sub-fund may enter into any efficient portfolio management techniques and instruments relating to transferable securities and money market instruments, such as securities lending and borrowing, reverse purchase agreement and repurchase agreement for the purposes of efficient portfolio management as described and in compliance with sections "Techniques and Instruments on Securities Financing Transactions" and "Replication Methods" of this prospectus. In particular, such techniques and instruments may be used in order to generate additional income.

The maximum and expected proportions of the sub-fund's assets that can be subject to SFT and TRS are disclosed in the table "USE OF SECURITIES FINANCING TRANSACTIONS AND TOTAL RETURN SWAPS".

**Sub-fund base currency :** US Dollar

### Investment Manager

Amundi Asset Management

## Main Risks

See "Risk Descriptions" for more information.

### Risks of ordinary market conditions

Credit	Management
Derivatives	Market
Index replication	Sustainability
Interest rate	Use of techniques and Instruments
Investment fund	
Listing market liquidity (ETF share class)	

### Risks of unusual market conditions

Counterparty	Liquidity
Operational	Standard practices
Default	

**Risk management method** Commitment

## Planning Your Investment

Designed for Investors who understand the risks of the sub-fund and plan to invest for at least 4 years.

The sub-fund may appeal to investors who:

- are interested in investment growth in the long term
- are looking to replicate the performance of the Index while accepting its associated risks and volatility

**Business day** Any day that is a day when Euronext Paris is fully open.

**Transaction Day** Requests received and accepted by 14:00 CET on a Business day will ordinarily be processed on the NAV of the first business day (including the business day when the relevant requests are received) that is also a full bank business day in USA market. Transaction settlement will occur within two Business days after the relevant transaction day.

In addition, technical net asset values ("T-NAV") may be calculated and published for any calendar day (excluding Saturdays and Sundays) that is neither a business day nor a transaction day. These T-NAV are merely indicative and will not be the basis for purchasing, switching, redeeming and/or transferring shares.

**NAV publication Day :** Transaction Day +1

**Switching in/out** Permitted

## MAIN SHARE CLASSES AND FEES

			Fees for share transactions		Annual fees	
Share class	Currency	Min initial Investment*	Purchase (max)	Switch (max)	Management (max)	Administration (max)
UCITS ETF DR	USD	USD 1,000,000	3.00%	1.00%	0.03%	0.02%

See section "Notes on sub-fund Costs" in the prospectus. Other share classes may be available. For a current listing of available classes, go to [amundi.lu/amundi-index-solutions](http://amundi.lu/amundi-index-solutions)

\* Those minimums are applied in USD or in the equivalent amount, in the relevant share class currency.

## Index provider disclaimer

THE FINANCIAL INSTRUMENT IS NOT SPONSORED, PROMOTED, SOLD OR SUPPORTED IN ANY OTHER MANNER BY SOLACTIVE AG NOR DOES SOLACTIVE AG OFFER ANY EXPRESS OR IMPLICIT GUARANTEE OR ASSURANCE EITHER WITH REGARD TO THE RESULTS OF USING THE INDEX AND/OR INDEX TRADE MARK OR THE INDEX PRICE AT ANY TIME OR IN ANY OTHER RESPECT. THE INDEX IS CALCULATED AND PUBLISHED BY SOLACTIVE AG. SOLACTIVE AG USES ITS BEST EFFORTS TO ENSURE THAT THE INDEX IS CALCULATED CORRECTLY. IRRESPECTIVE OF ITS OBLIGATIONS TOWARDS THE ISSUER, SOLACTIVE AG HAS NO OBLIGATION TO POINT OUT ERRORS IN THE INDEX TO THIRD PARTIES INCLUDING BUT NOT LIMITED TO INVESTORS AND/OR FINANCIAL INTERMEDIARIES OF THE FINANCIAL INSTRUMENT. NEITHER PUBLICATION OF THE INDEX BY SOLACTIVE AG NOR THE LICENSING OF THE INDEX OR INDEX TRADE MARK FOR THE PURPOSE OF USE IN CONNECTION WITH THE FINANCIAL INSTRUMENT CONSTITUTES A RECOMMENDATION BY SOLACTIVE AG TO INVEST CAPITAL IN SAID FINANCIAL INSTRUMENT NOR DOES IT IN ANY WAY REPRESENT AN ASSURANCE OR OPINION OF SOLACTIVE AG WITH REGARD TO ANY INVESTMENT IN THIS FINANCIAL INSTRUMENT.

# AMUNDI PRIME US TREASURY BOND 0-1 Y

(to be renamed as AMUNDI US TREASURY BOND 0-1Y and reshaped as from 04/10/2023)

## Objective and Investment Policy

### Objective

To track the performance of Solactive US Treasury 0-1 Year Bond Index (the "Index"), and to minimize the tracking error between the net asset value of the sub-fund and the performance of the Index.

### Index Description

- General description of the Index

Solactive US Treasury 0-1 Year Bond Index is a bond index representative of USD-denominated Bonds and Notes issued by the United States Treasury with a remaining maturity between 1 and 12 months.

The Index is a Total Return Index : the coupons paid by the Index constituents are included in the index return.

- Index currency: US Dollar
- Index Composition

The Index includes securities with the following eligibility criteria:

- Only United States Government Treasury Notes and Bonds are eligible
- USD-denominated Treasury Bonds and Notes
- Minimum outstanding amount of at least USD 250 million
- Minimum remaining time to Maturity of more than 1 month on a rebalancing date
- Maximum remaining time to Maturity of 1 year or less on a rebalancing date

The weight of each index component is based on its market value.

- Index Revision

The Index rebalancing is planned monthly.

- Index Publication

The Index is calculated and published by Solactive.

Solactive US Treasury 0-1 Year Bond Index value is available via Bloomberg. At the date of the prospectus, the ticker is: SOLUT01

Solactive index methodology, composition, revision rules and additional information concerning the Index underlying components are available on [solactive.de](http://solactive.de)

## Management Process

The exposure to the Index will be achieved through a direct replication, mainly by making direct investments in transferable securities and/or other eligible assets representing the Index constituents.

The sub-fund intends to implement a sampled replication model in order to track the performance of the Index and it is therefore not expected that the sub-fund will hold each and every underlying component of the Index at all times or hold them in the same proportion as their weightings in the Index. The sub-fund may also hold some securities which are not underlying components of the Index.

The sub-fund takes into account principal adverse impacts of investments on sustainability factors in its investment process as outlined in more detail in section "Sustainable Investing" of this prospectus and will not hold any securities of companies involved in the production or sale of controversial weapons as defined in "Replication Methods".

The Sub-Fund does not integrate a consideration of environmentally sustainable economic activities (as prescribed in the Taxonomy Regulation) in its management process. Therefore, for the purpose of the Taxonomy Regulation, it should be noted that the investments underlying the Sub-Fund do not take into account the EU criteria for environmentally sustainable economic activities.

### Tracking Error

The tracking error measures the volatility of the difference between the return of the sub-fund and the return of the Index. In normal market conditions, it is anticipated that the sub-fund will track the performance of the Index with a tracking error of up to 1%. The return, used to compute the tracking error of the sub-fund, is determined before taking into account any swing pricing mechanism.

### Techniques and instruments on securities and Derivatives

In order to deal with inflows and outflows and also with some local market specificities (market access and liquidity, local tax); the Investment Manager will be able to combine the direct replication with a replication through derivatives such as amongst other futures. In case of such replication, the sub-fund may hold deposits while keeping full exposure to the Index.

The sub-fund may enter into any efficient portfolio management techniques and instruments relating to transferable securities and money market instruments, such as securities lending and borrowing, reverse purchase agreement and repurchase agreement for the purposes of efficient portfolio management as described and in compliance with sections "Techniques and Instruments on Securities Financing Transactions" and "Replication Methods" of this prospectus. In particular, such techniques and instruments may be used in order to generate additional income.

The maximum and expected proportions of the sub-fund's assets that can be subject to SFT and TRS are disclosed in the table "USE OF SECURITIES FINANCING TRANSACTIONS AND TOTAL RETURN SWAPS".

**Sub-fund base currency** : US Dollar

### Investment Manager

Amundi Asset Management

## Main Risks

See "Risk Descriptions" for more information.

### Risks of ordinary market conditions

Credit	Management
Hedging risk (hedged share class)	Market
Index replication	Sustainability
Interest rate	Use of techniques and Instruments
Investment fund	
Listing market liquidity (ETF share class)	

### Risks of unusual market conditions

Counterparty	Liquidity
Operational	Standard practices
Default	

**Risk management method** : Commitment

## Planning Your Investment

Designed for Investors who understand the risks of the sub-fund and plan to invest for at least 1 year.

The sub-fund may appeal to investors who:

- are interested in investment growth in the short term
- are looking to replicate the performance of the Index while accepting its associated risks and volatility

**Business day** Any day that is a day when Euronext Paris is fully open.

**Transaction Day** Requests received and accepted by 14:00 CET on a Business day will ordinarily be processed on the NAV of the first business day (including the business day when the relevant requests are received) that is also a full bank business day in USA market. Transaction settlement will occur within two Business days after the relevant transaction day.

In addition, technical net asset values ("T-NAV") may be calculated and published for any calendar day (excluding Saturdays and Sundays) that is neither a business day nor a transaction day. These T-NAV are merely indicative and will not be the basis for purchasing, switching, redeeming and/or transferring shares.

**NAV publication Day :** Transaction Day +1

**Switching in/out** Permitted

## MAIN SHARE CLASSES AND FEES

Share class	Currency	Min initial Investment*	Fees for share transactions		Annual fees	
			Purchase (max)	Switch (max)	Management (max)	Administration (max)
UCITS ETF DR USD	USD	USD 1,000,000	3.00%	1.00%	0.03%	0.02%

See section "Notes on sub-fund Costs" in the prospectus. Other share classes may be available. For a current listing of available classes, go to [amundi.lu/amundi-index-solutions](http://amundi.lu/amundi-index-solutions)

\* Those minimums are applied in USD or in the equivalent amount, in the relevant share class currency.

## Index provider disclaimer

THE FINANCIAL INSTRUMENT IS NOT SPONSORED, PROMOTED, SOLD OR SUPPORTED IN ANY OTHER MANNER BY SOLACTIVE AG NOR DOES SOLACTIVE AG OFFER ANY EXPRESS OR IMPLICIT GUARANTEE OR ASSURANCE EITHER WITH REGARD TO THE RESULTS OF USING THE INDEX AND/OR INDEX TRADE MARK OR THE INDEX PRICE AT ANY TIME OR IN ANY OTHER RESPECT. THE INDEX IS CALCULATED AND PUBLISHED BY SOLACTIVE AG. SOLACTIVE AG USES ITS BEST EFFORTS TO ENSURE THAT THE INDEX IS CALCULATED CORRECTLY. IRRESPECTIVE OF ITS OBLIGATIONS TOWARDS THE ISSUER, SOLACTIVE AG HAS NO OBLIGATION TO POINT OUT ERRORS IN THE INDEX TO THIRD PARTIES INCLUDING BUT NOT LIMITED TO INVESTORS AND/OR FINANCIAL INTERMEDIARIES OF THE FINANCIAL INSTRUMENT. NEITHER PUBLICATION OF THE INDEX BY SOLACTIVE AG NOR THE LICENSING OF THE INDEX OR INDEX TRADE MARK FOR THE PURPOSE OF USE IN CONNECTION WITH THE FINANCIAL INSTRUMENT CONSTITUTES A RECOMMENDATION BY SOLACTIVE AG TO INVEST CAPITAL IN SAID FINANCIAL INSTRUMENT NOR DOES IT IN ANY WAY REPRESENT AN ASSURANCE OR OPINION OF SOLACTIVE AG WITH REGARD TO ANY INVESTMENT IN THIS FINANCIAL INSTRUMENT.

# AMUNDI US TREASURY BOND 0-1Y

(applicable as from 04/10/2023)

## Objective and Investment Policy

### Objective

To track the performance of Bloomberg US Short Treasury Index (the "Index"), and to minimize the tracking error between the net asset value of the sub-fund and the performance of the Index.

### Index Description

- General description of the Index

The Bloomberg US Short Treasury Index is a bond index representative of USD-denominated bills, bonds and notes issued by the US government. The index includes treasury bills issued in fixed maturity terms of 4, 13, 26, and 52 weeks and treasury notes and bonds that have fallen below one year to maturity.

The Index is a Total Return Index : the coupons paid by the Index constituents are included in the index return.

- Index currency: US Dollar
- Index Composition

The Index includes securities with the following eligibility criteria:

- Only United States Government Treasury Bills, Notes and Bonds are eligible
- USD-denominated Treasury Bills, Bonds and Notes
- Minimum remaining time to Maturity of more than 1 month on a rebalancing date
- Maximum remaining time to Maturity of 1 year or less on a rebalancing date
- Securities must be rated investment grade (Baa3/BBB-/BBB- or higher)
- The weight of each index component is based on its market value.
- US Treasuries held in the Federal Reserve SOMA account (both purchases at issuance and net secondary market transactions) are deducted from the total amount outstanding.

- Index Revision

The Index rebalancing is planned monthly.

- Index Publication

The Index is calculated and published by Bloomberg .

Bloomberg US Short Treasury Index value is available via Bloomberg. At the date of the prospectus, the ticker is: LT12TRUU

Bloomberg index methodology, composition, revision rules and additional information concerning the Index underlying components are available on bloomberg.com

## Management Process

The exposure to the Index will be achieved through a direct replication, mainly by making direct investments in transferable securities and/or other eligible assets representing the Index constituents.

The sub-fund intends to implement a sampled replication model in order to track the performance of the Index and it is therefore not expected that the sub-fund will hold each and every underlying component of the Index at all times or hold them in the same proportion as their weightings in the Index. The sub-fund may also hold some securities which are not underlying components of the Index.

The sub-fund takes into account principal adverse impacts of investments on sustainability factors in its investment process as outlined in more detail in section "Sustainable Investing" of this prospectus and will not hold any securities of companies involved in the production or sale of controversial weapons as defined in "Replication Methods".

The Sub-Fund does not integrate a consideration of environmentally sustainable economic activities (as prescribed in the Taxonomy Regulation) in its management process. Therefore, for the purpose of the Taxonomy Regulation, it should be noted that the investments underlying the Sub-Fund do not take into account the EU criteria for environmentally sustainable economic activities.

### Tracking Error

The tracking error measures the volatility of the difference between the return of the sub-fund and the return of the Index. In normal market conditions, it is anticipated that the sub-fund will track the performance of the Index with a tracking error of up to 1%. The return, used to compute the tracking error of the sub-fund, is determined before taking into account any swing pricing mechanism.

### Techniques and instruments on securities and Derivatives

In order to deal with inflows and outflows and also with some local market specificities (market access and liquidity, local tax); the Investment Manager will be able to combine the direct replication with a replication through derivatives such as amongst other futures. In case of such replication, the sub-fund may hold deposits while keeping full exposure to the Index.

The sub-fund may enter into any efficient portfolio management techniques and instruments relating to transferable securities and money market instruments, such as securities lending and borrowing, reverse purchase agreement and repurchase agreement for the purposes of efficient portfolio management as described and in compliance with sections "Techniques and Instruments on Securities Financing Transactions" and "Replication Methods" of this prospectus. In particular, such techniques and instruments may be used in order to generate additional income.

The maximum and expected proportions of the sub-fund's assets that can be subject to SFT and TRS are disclosed in the table "USE OF SECURITIES FINANCING TRANSACTIONS AND TOTAL RETURN SWAPS".

**Sub-fund base currency** : US Dollar

### Investment Manager

Amundi Asset Management

## Main Risks

See "Risk Descriptions" for more information.

### Risks of ordinary market conditions

Credit	Management
Hedging risk (hedged share class)	Market
Index replication	Sustainability
Interest rate	Use of techniques and Instruments
Investment fund	
Listing market liquidity (ETF share class)	

### Risks of unusual market conditions

Counterparty	Liquidity
Operational	Standard practices
Default	

**Risk management method** : Commitment

## Planning Your Investment

Designed for Investors who understand the risks of the sub-fund and plan to invest for at least 1 year.

The sub-fund may appeal to investors who:

- are interested in investment growth in the short term
- are looking to replicate the performance of the Index while accepting its associated risks and volatility

**Business day** Any day that is a day when Euronext Paris is fully open.

**Transaction Day** Requests received and accepted by 14:00 CET on a Business day will ordinarily be processed on the NAV of the first business day (including the business day when the relevant requests are received) that is also a full bank business day in USA market. Transaction settlement will occur within two Business days after the relevant transaction day.

In addition, technical net asset values ("T-NAV") may be calculated and published for any calendar day (excluding Saturdays and Sundays) that is neither a business day nor a transaction day. These T-NAV are merely indicative and will not be the basis for purchasing, switching, redeeming and/or transferring shares.

**NAV publication Day :** Transaction Day +1

**Switching in/out** Permitted

## MAIN SHARE CLASSES AND FEES

Share class	Currency	Min initial Investment*	Fees for share transactions		Annual fees	
			Purchase (max)	Switch (max)	Management (max)	Administration (max)
UCITS ETF Acc	USD	USD 1,000,000	3.00%	1.00%	0.03%	0.02%

See section "Notes on sub-fund Costs" in the prospectus. Other share classes may be available. For a current listing of available classes, go to [amundi.lu/amundi-index-solutions](http://amundi.lu/amundi-index-solutions)

\* Those minimums are applied in USD or in the equivalent amount, in the relevant share class currency.

## Index provider disclaimer

"Bloomberg®" and Bloomberg US Short Treasury Index are service marks of Bloomberg Finance L.P. and its affiliates, including Bloomberg Index Services Limited ("BISL"), the administrator of the index (collectively, "Bloomberg"), and have been licensed for use for certain purposes by Amundi Asset Management.

The Sub-Funds are not sponsored, endorsed, sold or promoted by Bloomberg. Bloomberg does not make any representation or warranty, express or implied, to the owners of or counterparties to the AMUNDI US TREASURY BOND 0-1Y or any member of the public regarding the advisability of investing in securities generally or in the AMUNDI US TREASURY BOND 0-1Y particularly. The only relationship of Bloomberg to Amundi Asset Management is the licensing of certain trademarks, trade names and service marks and of the Bloomberg US Short Treasury Index, which is determined, composed and calculated by BISL without regard to Amundi Asset Management or the AMUNDI US TREASURY BOND 0-1Y. Bloomberg has no obligation to take the needs of Amundi Asset Management or the owners of the AMUNDI US TREASURY BOND 0-1Y into consideration in determining, composing or calculating the Bloomberg US Short Treasury Index. Bloomberg is not responsible for and has not participated in the determination of the timing of, prices at, or quantities of the AMUNDI US TREASURY BOND 0-1Y to be issued. Bloomberg shall not have any obligation or liability, including, without limitation, to AMUNDI US TREASURY BOND 0-1Y customers, in connection with the administration, marketing or trading of the AMUNDI US TREASURY BOND 0-1Y.

BLOOMBERG DOES NOT GUARANTEE THE ACCURACY AND/OR THE COMPLETENESS OF THE BLOOMBERG US SHORT TREASURY INDEX OR ANY DATA RELATED THERETO AND SHALL HAVE NO LIABILITY FOR ANY ERRORS, OMISSIONS OR INTERRUPTIONS THEREIN. BLOOMBERG DOES NOT MAKE ANY WARRANTY, EXPRESS OR IMPLIED, AS TO RESULTS TO BE OBTAINED BY AMUNDI ASSET MANAGEMENT, OWNERS OF THE AMUNDI US TREASURY BOND 0-1Y OR ANY OTHER PERSON OR ENTITY FROM THE USE OF THE BLOOMBERG US SHORT TREASURY INDEX OR ANY DATA RELATED THERETO. BLOOMBERG DOES NOT MAKE ANY EXPRESS OR IMPLIED WARRANTIES AND EXPRESSLY DISCLAIMS ALL WARRANTIES OF MERCHANTABILITY OR FITNESS FOR A PARTICULAR PURPOSE OR USE WITH RESPECT TO THE BLOOMBERG US SHORT TREASURY INDEX OR ANY DATA RELATED THERETO. WITHOUT LIMITING ANY OF THE FOREGOING, TO THE MAXIMUM EXTENT ALLOWED BY LAW, BLOOMBERG, ITS LICENSORS, AND ITS AND THEIR RESPECTIVE EMPLOYEES, CONTRACTORS, AGENTS, SUPPLIERS, AND VENDORS SHALL HAVE NO LIABILITY OR RESPONSIBILITY WHATSOEVER FOR ANY INJURY OR DAMAGES - WHETHER DIRECT, INDIRECT, CONSEQUENTIAL, INCIDENTAL, PUNITIVE OR OTHERWISE - ARISING IN CONNECTION WITH THE AMUNDI US TREASURY BOND 0-1Y OR BLOOMBERG US SHORT TREASURY INDEX OR ANY DATA OR VALUES RELATING THERETO - WHETHER ARISING FROM THEIR NEGLIGENCE OR OTHERWISE, EVEN IF NOTIFIED OF THE POSSIBILITY THEREOF.

# AMUNDI SHORTDAX DAILY (-1X) INVERSE

## Objective and Investment Policy

### Objective

To track the performance of SHORTDAX Index ("the Index"), and to minimize the tracking error between the net asset value of the sub-fund and the performance of the Index.

### Index Description

- General description of the Index

The Index, which is calculated by STOXX Ltd., is tied to the performance of the German blue chip DAX® index (Performance Index) (the "Base Index") and tracks at index level the performance of an investment with a short position in relation to the DAX® Index.

The DAX® Index calculated by STOXX Ltd. comprises the 40 largest German companies with the highest turnovers that are listed on the Frankfurt Stock Exchange.

The Index is a Total Return Index : the coupons paid by the Index constituents are included in the index return.

- Index currency: Euro
- Index Composition

The Index, which is calculated by STOXX Ltd., is tied to the performance of the German blue chip DAX® index (Performance Index) (the "Base Index") and tracks at index level the performance of an investment with a short position in relation to the DAX® Index.

The performance of the ShortDAX® TR Index, which is determined daily, approximates the reverse performance of the Base Index. A positive change in the Base Index will result in a negative change and a negative change in the Base Index will result in a positive change of similar scopes in terms of percentage on a daily basis in the Index.

In addition to the inverse DAX® performance, the Index also contains interest payments resulting from the investment strategy in twice the amount of Euro Short Term Rate ("€STR"). Interest accrues in twice the same amount for the investment volume as well as for the funds received from short-selling. In addition, the lending costs incurred in connection with existing short positions are taken into account when calculating the Index.

The euro short-term rate (€STR) reflects the wholesale euro unsecured overnight borrowing costs of banks located in the euro area. The daily compounded €STR is calculated and published by the European Central Bank ("ECB"). The method of calculation of €STR is accessible at:

[https://www.ecb.europa.eu/stats/financial\\_markets\\_and\\_interest\\_rates/euro\\_short\\_term\\_rate/html/index.en.html](https://www.ecb.europa.eu/stats/financial_markets_and_interest_rates/euro_short_term_rate/html/index.en.html).

### Index Calculation Method:

$$\text{Index}(t) = \text{Index}(T) \times [1 - (\text{Dax}(t)/\text{Dax}(T) - 1)] + \text{Index}(T) \times (2 \times \text{€STR}(T) - \text{Cm}) \times d / 360$$

Where:

Index(t) = Index level at the valuation time t

Index(T) = Index closing price on the preceding valuation date T

DAX(t) = Base Index level at the valuation time t

DAX(T) = Closing price of the Base Index on the preceding valuation date T

€STR(T) = Euro Short Term Rate on the preceding valuation date T

Cm = Monthly determined securities lending costs

d = number of days between the valuation date and the preceding valuation date

T

Investors should be aware that the Index almost mirrors the daily performance of the Base Index and does so in percentage and not in absolute terms. If the Base Index rises and then falls by the exact number of points on the following day, this means that the Index will not reach its initial level.

Investing in the sub-fund is associated with specific risks if the Base Index develops positively. This positive performance results in a negative performance of the investment.

### General Information on the Base Index:

The DAX® Index calculated by STOXX Ltd. comprises the 30 largest German companies with the highest turnovers that are listed on the Frankfurt Stock Exchange (hereinafter the "Index Components"). The Index is calculated as a performance index, i.e. it takes into account dividend and bonus payments by the Index Components in the index calculation. A weighting limit of 10% applies to all index components. The composition of the Index and the weighting of the Index components are reviewed on a quarterly basis in March, June, September and December. Reweighting transactions do not affect the charges payable by the sub-fund and therefore have no impact on the performance of the sub-fund.

The above Index overview summarises the key features of the Index at the time this Prospectus was drawn up, but does not intend to provide a full Index description. Further information regarding the Index is available from the website of the Index Administrator. Investors are advised to obtain information on a regular basis from the aforesaid website on the current Index composition or possible Index adjustments or changes (e.g. with regard to the calculation method applied). In the event of any inconsistencies between the above Index or Base Index summary and the Index offeror's full Index description, the Index offeror's full description shall be authoritative.

- Index Revision

The Index rebalancing is planned quarterly.

- Index Publication

The Index is calculated and published by STOXX .

SHORTDAX Index value is available via Bloomberg. At the date of the prospectus, the ticker is: SHORTDAX

The performance tracked is the closing price of the SHORTDAX Index .

STOXX index methodology, composition, revision rules and additional information concerning the Index underlying components are available on [stox.com](http://stox.com)

## Management Process

The exposure to the Index will be achieved through an indirect replication by investing into financial derivatives instruments delivering the performance of the Index in exchange for the performance of the assets held by the sub-fund.

The sub-fund does not integrate sustainability risks nor take into account principal adverse impact of investments on sustainability factors in its investment process as its objective is to replicate as closely as possible the performance of a benchmark that does not take into consideration such risks in its methodology.

The Sub-Fund does not integrate a consideration of environmentally sustainable economic activities (as prescribed in the Taxonomy Regulation) in its management process. Therefore, for the purpose of the Taxonomy Regulation, it should be noted that the investments underlying the Sub-Fund do not take into account the EU criteria for environmentally sustainable economic activities.

### Tracking Error

The tracking error measures the volatility of the difference between the return of the sub-fund and the return of the Index. In normal market conditions, it is anticipated that the sub-fund will track the performance of the Index with a tracking error of up to 1%. The return, used to compute the tracking error of the sub-fund, is determined before taking into account any swing pricing mechanism.

### Techniques and instruments on securities and Derivatives

Derivatives are integral to the sub-fund's investment strategies. The sub-fund will swap the performance of the assets held by the sub-fund for that of the Index through a derivative contract or total return swap. For further information please refer to sections "Techniques and Instruments on Securities Financing Transactions" and "Replication Methods for Index and UCITS ETF sub-funds" of this prospectus.

The maximum and expected proportions of the sub-fund's assets that can be subject to SFT and TRS are disclosed in the table "USE OF SECURITIES FINANCING TRANSACTIONS AND TOTAL RETURN SWAPS".

**Sub-fund base currency :** Euro

### Investment Manager

Amundi Asset Management

## Main Risks

See "Risk Descriptions" for more information.

### Risks of ordinary market conditions

The Fund has high volatility due to its exposure to equity markets

Derivatives  
Equity

Leverage  
Management

Hedging risk (hedged share class)

Market  
Volatility

Index replication

Sustainability

Indirect replication

Investment fund

Listing market liquidity (ETF share class)

### Risks of unusual market conditions

Counterparty

Liquidity

Operational

Standard practices

**Risk management method** Commitment



## Planning Your Investment

Designed for Investors who:

- understand the risks of the sub-fund,
- understand the complexity of the Index
- and wish to take a very short term view on the Index, e.g. for day trading purposes.

The sub-fund may appeal to investors who are looking to replicate the performance of the Index

**Business day** Any day that is a day when Euronext Paris is fully open.

**Transaction Day** Requests received and accepted by 17:00 CET on a Business day will ordinarily be processed on the NAV of the first business day (including the business day when the relevant requests are received). Transaction settlement will occur within two Business days after the relevant transaction day.

In addition, technical net asset values ("T-NAV") may be calculated and published for any calendar day (excluding Saturdays and Sundays) that is neither a business day nor a transaction day. These T-NAV are merely indicative and will not be the basis for purchasing, switching, redeeming and/or transferring shares.

**NAV publication Day :** **Transaction Day +1**

**Switching in/out** Permitted

## MAIN SHARE CLASSES AND FEES

Share class	Currency	Min initial Investment*	Fees for share transactions		Annual fees	
			Purchase (max)	Switch (max)	Management (max)	Administration (max)
UCITS ETF	EUR	USD 1,000,000	3.00%	1.00%	0.20%	0.10%

See section "Notes on sub-fund Costs" in the prospectus. Other share classes may be available. For a current listing of available classes, go to [amundi.lu/amundi-index-solutions](http://amundi.lu/amundi-index-solutions)

\* Those minimums are applied in USD or in the equivalent amount, in the relevant share class currency.

## Index provider disclaimer

STOXX and its licensors (the "Licensors") have no relationship to the Amundi Asset Management, other than the licensing of the SHORTDAX Index® and the related trademarks for use in connection with the AMUNDI SHORTDAX DAILY (-1X) INVERSE.

STOXX and its Licensors do not:

- Sponsor, endorse, sell or promote the AMUNDI SHORTDAX DAILY (-1X) INVERSE.
- Recommend that any person invest in the AMUNDI SHORTDAX DAILY (-1X) INVERSE or any other securities.
- Have any responsibility or liability for or make any decisions about the timing, amount or pricing of AMUNDI SHORTDAX DAILY (-1X) INVERSE.
- Have any responsibility or liability for the administration, management or marketing of the AMUNDI SHORTDAX DAILY (-1X) INVERSE.
- Consider the needs of the AMUNDI SHORTDAX DAILY (-1X) INVERSE or the owners of the AMUNDI SHORTDAX DAILY (-1X) INVERSE in determining, composing or calculating the SHORTDAX Index or have any obligation to do so.

STOXX and its Licensors will not have any liability in connection with the AMUNDI SHORTDAX DAILY (-1X) INVERSE. Specifically,

- STOXX and its Licensors do not make any warranty, express or implied and disclaim any and all warranty about:
- The results to be obtained by the AMUNDI SHORTDAX DAILY (-1X) INVERSE, the owner of the AMUNDI SHORTDAX DAILY (-1X) INVERSE or any other person in connection with the use of the SHORTDAX Index and the data included in the SHORTDAX Index®;
- The accuracy or completeness of the SHORTDAX Index and its data;
- The merchantability and the fitness for a particular purpose or use of the SHORTDAX Index® and its data;
- STOXX and its Licensors will have no liability for any errors, omissions or interruptions in the SHORTDAX Index® or its data;
- Under no circumstances will STOXX or its Licensors be liable for any lost profits or indirect, punitive, special or consequential damages or losses, even if STOXX or its Licensors knows that they might occur.

The licensing agreement between the Amundi Asset Management and STOXX is solely for their benefit and not for the benefit of the owners of the AMUNDI SHORTDAX DAILY (-1X) INVERSE or any other third parties.

# AMUNDI GERMAN BUND DAILY (-1X) INVERSE<sup>(1)</sup>

## Objective and Investment Policy

### Objective

To track the performance of Solactive Bund Daily (-1x) Inverse Index ("the Index"), and to minimize the tracking error between the net asset value of the sub-fund and the performance of the Index.

### Index Description

- General description of the Index

The Index tracks the performance of a hypothetical fixed-income investment in the underlying bond futures, with the investment rolling from one contract to the next taking a liquidity position and transaction costs into account.

The Index is a Total Return Index : the coupons paid by the Index constituents are included in the index return.

- Index currency: Euro
- Index Composition

The Solactive Bund Daily (-1x) Inverse Index is tied to the performance of the Euro-Bund Future and reflects the performance of an investment with a short position in the Euro-Bund Future plus consideration of a liquidity position and transaction costs.

The Euro Bund Future relates to a synthetic 10-year bond issued by the Federal Republic of Germany. It is the most liquid and important futures contract within the European fixed-income segment and is thus regarded as a benchmark for the effective interest rate on 10-year federal bonds.

The following relationship applies: The Index will fall if interest rates relating to 10-year bonds fall, and the Index will rise if 10-year interest rates rise.

Investors should be aware that the Index almost inverts the daily performance of the Euro Bund Future and does so in percentage and not absolute terms. If the Euro Bund Future rises and then falls by the exact same number of basis points on the following day, this means that the Index will not regain its initial level.

Investing in the Subfund entails specific risks if the performance of the Euro Bund Future is positive. This positive performance results in a negative performance of the investment.

### Rolling Procedure:

As futures expire, the rolling future strategy regularly has to roll its exposure from one futures contract to the next. This happens during the roll period. A roll period occurs quarterly. The first day of the roll (the roll period start date) is eight trading days before the roll determination date. The roll determination date is the trading date closest to the 10th of March, June, September and December. If the 10th of these months is not a trading day, the roll determination date is the first trading day following the 10th day of the month. There are five business days in total in a roll period, with the exposure being moved from the lead contract month future to the next contract month future in five steps of 20%. The final day of the roll (the roll period end date) is therefore the trading day four trading days after the start of the roll period.

More detailed information regarding the rolling procedure may be taken from the Index description that is available at [www.solactive.com](http://www.solactive.com).

(1) This sub-fund is not an index-tracking sub-fund within the meaning of the article 44 of the Law dated December 17, 2010

- Index Revision

The Index rebalancing is planned on the roll period of the underlying bond futures.

- Index Publication

The Index is calculated and published by Solactive .

Solactive Bund Daily (-1x) Inverse Index value is available via Bloomberg. At the date of the prospectus, the ticker is: SOD11BUN

Solactive index methodology, composition, revision rules and additional information concerning the Index underlying components are available on [solactive.de](http://solactive.de)

## Management Process

The exposure to the Index will be achieved through an indirect replication by investing into financial derivatives instruments delivering the performance of the Index in exchange for the performance of the assets held by the sub-fund.

The sub-fund does not integrate sustainability risks nor take into account principal adverse impact of investments on sustainability factors in its investment process as its objective is to replicate as closely as possible the performance of a benchmark that does not take into consideration such risks in its methodology.

The Sub-Fund does not integrate a consideration of environmentally sustainable economic activities (as prescribed in the Taxonomy Regulation) in its management process. Therefore, for the purpose of the Taxonomy Regulation, it should be noted that the investments underlying the Sub-Fund do not take into account the EU criteria for environmentally sustainable economic activities.

### Tracking Error

The tracking error measures the volatility of the difference between the return of the sub-fund and the return of the Index. In normal market conditions, it is anticipated that the sub-fund will track the performance of the Index with a tracking error of up to 1%. The return, used to compute the tracking error of the sub-fund, is determined before taking into account any swing pricing mechanism.

### Techniques and instruments on securities and Derivatives

Derivatives are integral to the sub-fund's investment strategies. The sub-fund will swap the performance of the assets held by the sub-fund for that of the Index through a derivative contract or total return swap. For further information please refer to sections "Techniques and Instruments on Securities Financing Transactions" and "Replication Methods for Index and UCITS ETF sub-funds" of this prospectus.

The maximum and expected proportions of the sub-fund's assets that can be subject to SFT and TRS are disclosed in the table "USE OF SECURITIES FINANCING TRANSACTIONS AND TOTAL RETURN SWAPS".

**Sub-fund base currency** : Euro

### Investment Manager

Amundi Asset Management

## Main Risks

See "Risk Descriptions" for more information.

### Risks of ordinary market conditions

Credit	Interest rate
Derivatives	Investment fund
Hedging risk (hedged share class)	Management
Index replication	Market
Indirect replication	Sustainability
Listing market liquidity (ETF share class)	

### Risks of unusual market conditions

Counterparty	Liquidity
Operational	Standard practices
Default	

**Risk management method** Commitment

## Planning Your Investment

Designed for Investors who understand the risks of the sub-fund and plan to invest for at least 3 years.

The sub-fund may appeal to investors who:

- are interested in investment growth in the medium term
- are looking to replicate the performance of the Index while accepting its associated risks and volatility

**Business day** Any day that is a day when Euronext Paris is fully open.

**Transaction Day** Requests received and accepted by 16:00 CET on a Business day will ordinarily be processed on the NAV of the first business day (including the business day when the relevant requests are received). Transaction settlement will occur within two Business days after the relevant transaction day.

In addition, technical net asset values ("T-NAV") may be calculated and published for any calendar day (excluding Saturdays and Sundays) that is neither a business day nor a transaction day. These T-NAV are merely indicative and will not be the basis for purchasing, switching, redeeming and/or transferring shares.

**NAV publication Day :**      **Transaction Day +1**

**Switching in/out**                      Permitted

## MAIN SHARE CLASSES AND FEES

Share class	Currency	Min initial Investment*	Fees for share transactions		Annual fees	
			Purchase (max)	Switch (max)	Management (max)	Administration (max)
UCITS ETF	EUR	USD 1,000,000	3.00%	1.00%	0.10%	0.10%

See section "Notes on sub-fund Costs" in the prospectus. Other share classes may be available. For a current listing of available classes, go to [amundi.lu/amundi-index-solutions](http://amundi.lu/amundi-index-solutions)

\* Those minimums are applied in USD or in the equivalent amount, in the relevant share class currency.

## Index provider disclaimer

THE FINANCIAL INSTRUMENT IS NOT SPONSORED, PROMOTED, SOLD OR SUPPORTED IN ANY OTHER MANNER BY SOLACTIVE AG NOR DOES SOLACTIVE AG OFFER ANY EXPRESS OR IMPLICIT GUARANTEE OR ASSURANCE EITHER WITH REGARD TO THE RESULTS OF USING THE INDEX AND/OR INDEX TRADE MARK OR THE INDEX PRICE AT ANY TIME OR IN ANY OTHER RESPECT. THE INDEX IS CALCULATED AND PUBLISHED BY SOLACTIVE AG. SOLACTIVE AG USES ITS BEST EFFORTS TO ENSURE THAT THE INDEX IS CALCULATED CORRECTLY. IRRESPECTIVE OF ITS OBLIGATIONS TOWARDS THE ISSUER, SOLACTIVE AG HAS NO OBLIGATION TO POINT OUT ERRORS IN THE INDEX TO THIRD PARTIES INCLUDING BUT NOT LIMITED TO INVESTORS AND/OR FINANCIAL INTERMEDIARIES OF THE FINANCIAL INSTRUMENT. NEITHER PUBLICATION OF THE INDEX BY SOLACTIVE AG NOR THE LICENSING OF THE INDEX OR INDEX TRADE MARK FOR THE PURPOSE OF USE IN CONNECTION WITH THE FINANCIAL INSTRUMENT CONSTITUTES A RECOMMENDATION BY SOLACTIVE AG TO INVEST CAPITAL IN SAID FINANCIAL INSTRUMENT NOR DOES IT IN ANY WAY REPRESENT AN ASSURANCE OR OPINION OF SOLACTIVE AG WITH REGARD TO ANY INVESTMENT IN THIS FINANCIAL INSTRUMENT.

## Objective and Investment Policy

### Objective

To track the performance of Bloomberg Global Corporate IG select Index (the "Index"), and to minimize the tracking error between the net asset value of the sub-fund and the performance of the Index.

### Index Description

- General description of the Index

Bloomberg Global Corporate IG Select Index is a bond index, representative of global fixed-rate investment grade debt issued by corporate issuers from developed markets within the industrial, utility and financial sectors and that are part of the Organization for Economic Co-operation and Development (OECD) countries.

The Index is a Total Return Index : the coupons paid by the Index constituents are included in the index return.

- Index currency: US Dollar
- Index Composition

The securities composing the Index are rated Investment Grade (using middle rating of Moodys, S&P and Fitch) and have at least one year until final maturity. The Index is a multicurrency benchmark which is including corporate fixed-rate debt with a minimum par amount outstanding with fixed minimum issue sizes set for all eligible currencies. Only bonds from OECD currencies and OECD countries are selected and bonds from emerging markets currencies and countries are excluded. The list of OECD currencies and EM currencies is reviewed annually. To be eligible for the index, bonds must have both an OECD country of risk and country of incorporation. Issuers from Emerging Markets country of risk are excluded, as per the Bloomberg EM Country definition.

- Index Revision

The Index rebalancing is planned monthly.

- Index Publication

The Index is calculated and published by Bloomberg .

Bloomberg Global Corporate IG select Index value is available via Bloomberg. At the date of the prospectus, the ticker is: I37936US

Prices used in the Index calculation are bid prices. The initial price for new corporate issues entering the Index is the offer side; after the first month, the bid price is used.

Bloomberg index methodology, composition, revision rules and additional information concerning the Index underlying components are available on bloomberg.com

## Management Process

The exposure to the Index will be achieved through a direct replication, mainly by making direct investments in transferable securities and/or other eligible assets representing the Index constituents.

The sub-fund intends to implement a sampled replication model in order to track the performance of the Index and it is therefore not expected that the sub-fund will hold each and every underlying component of the Index at all times or hold them in the same proportion as their weightings in the Index. The sub-fund may also hold some securities which are not underlying components of the Index, but it must follow investment grade and OECD criteria for holding securities. For a short period of time, up to three months, exceptions to these restrictions may be made in the event of securities that were part of the benchmark index but were downgraded from investment grade level.

The sub-fund takes into account principal adverse impacts of investments on sustainability factors in its investment process as outlined in more detail in section "Sustainable Investing" of this prospectus and will not hold any securities of companies involved in the production or sale of controversial weapons as defined in "Replication Methods". The Sub-Fund does not integrate a consideration of environmentally sustainable economic activities (as prescribed in the Taxonomy Regulation) in its management process. Therefore, for the purpose of the Taxonomy Regulation, it should be noted that the investments underlying the Sub-Fund do not take into account the EU criteria for environmentally sustainable economic activities.

### Tracking Error

The tracking error measures the volatility of the difference between the return of the sub-fund and the return of the Index. In normal market conditions, it is anticipated that the sub-fund will track the performance of the Index with a tracking error of up to 1%. The return, used to compute the tracking error of the sub-fund, is determined before taking into account any swing pricing mechanism.

### Techniques and instruments on securities and Derivatives

In order to deal with inflows and outflows and also with some local market specificities (market access and liquidity, local tax); the Investment Manager will be able to combine the direct replication with a replication through derivatives such as amongst other futures. In case of such replication, the sub-fund may hold deposits while keeping full exposure to the Index.

The sub-fund may enter into any efficient portfolio management techniques and instruments relating to transferable securities and money market instruments, such as securities lending and borrowing, reverse purchase agreement and repurchase agreement for the purposes of efficient portfolio management as described and in compliance with sections "Techniques and Instruments on Securities Financing Transactions" and "Replication Methods" of this prospectus. In particular, such techniques and instruments may be used in order to generate additional income.

The maximum and expected proportions of the sub-fund's assets that can be subject to SFT and TRS are disclosed in the table "USE OF SECURITIES FINANCING TRANSACTIONS AND TOTAL RETURN SWAPS".

**Sub-fund base currency** : US Dollar

### Investment Manager

Amundi Asset Management

## Main Risks

See "Risk Descriptions" for more information.

### Risks of ordinary market conditions

Credit	Investment fund
Currency	Management
Derivatives	Market
Hedging risk (hedged share class)	Sampling index replication
Index replication	Sustainability
Interest rate	Use of techniques and Instruments
Listing market liquidity (ETF share class)	

### Risks of unusual market conditions

Counterparty	Liquidity
Operational	Standard practices
Default	

**Risk management method** : Commitment

## Planning Your Investment

Designed for Investors who understand the risks of the sub-fund and plan to invest for at least 4 years.

The sub-fund may appeal to investors who:

- are interested in investment growth in the long term
- are looking to replicate the performance of the Index while accepting its associated risks and volatility

**Business day** Any day that is a day when Euronext Paris is fully open.

**Transaction Day** Requests received and accepted by 14:00 CET on a Business day will ordinarily be processed on the NAV of the first following day that is a business day and also a full bank business day in France market and in USA market and in Germany market and in United Kingdom market. Transaction settlement will occur within two Business days after the relevant transaction day.

In addition, technical net asset values ("T-NAV") may be calculated and published for any calendar day (excluding Saturdays and Sundays) that is neither a business day nor a transaction day. These T-NAV are merely indicative and will not be the basis for purchasing, switching, redeeming and/or transferring shares.

**NAV publication Day :** Transaction Day +1

**Switching in/out** Permitted

## MAIN SHARE CLASSES AND FEES

Share class	Currency	Min initial Investment*	Fees for share transactions		Annual fees	
			Purchase (max)	Switch (max)	Management (max)	Administration (max)
IU	USD	USD 500,000	2.50%	%	0.10%	0.10%

See section "Notes on sub-fund Costs" in the prospectus. Other share classes may be available. For a current listing of available classes, go to [amundi.lu/amundi-index-solutions](http://amundi.lu/amundi-index-solutions)

\* Those minimums are applied in USD or in the equivalent amount, in the relevant share class currency.

## Index provider disclaimer

"Bloomberg®" and Bloomberg Global Corporate IG select are service marks of Bloomberg Finance L.P. and its affiliates, including Bloomberg Index Services Limited ("BISL"), the administrator of the index (collectively, "Bloomberg"), and have been licensed for use for certain purposes by Amundi Asset Management.

The Sub-Funds are not sponsored, endorsed, sold or promoted by Bloomberg. Bloomberg does not make any representation or warranty, express or implied, to the owners of or counterparties to the AMUNDI GLOBAL CORPORATE IG or any member of the public regarding the advisability of investing in securities generally or in the AMUNDI GLOBAL CORPORATE IG particularly. The only relationship of Bloomberg to Amundi Asset Management is the licensing of certain trademarks, trade names and service marks and of the Bloomberg Global Corporate IG select Index, which is determined, composed and calculated by BISL without regard to Amundi Asset Management or the AMUNDI GLOBAL CORPORATE IG. Bloomberg has no obligation to take the needs of Amundi Asset Management or the owners of the AMUNDI GLOBAL CORPORATE IG into consideration in determining, composing or calculating the Bloomberg Global Corporate IG select Index. Bloomberg is not responsible for and has not participated in the determination of the timing of, prices at, or quantities of the AMUNDI GLOBAL CORPORATE IG to be issued. Bloomberg shall not have any obligation or liability, including, without limitation, to AMUNDI GLOBAL CORPORATE IG customers, in connection with the administration, marketing or trading of the AMUNDI GLOBAL CORPORATE IG.

BLOOMBERG DOES NOT GUARANTEE THE ACCURACY AND/OR THE COMPLETENESS OF THE BLOOMBERG GLOBAL CORPORATE IG SELECT INDEX OR ANY DATA RELATED THERETO AND SHALL HAVE NO LIABILITY FOR ANY ERRORS, OMISSIONS OR INTERRUPTIONS THEREIN. BLOOMBERG DOES NOT MAKE ANY WARRANTY, EXPRESS OR IMPLIED, AS TO RESULTS TO BE OBTAINED BY AMUNDI ASSET MANAGEMENT, OWNERS OF THE AMUNDI GLOBAL CORPORATE IG OR ANY OTHER PERSON OR ENTITY FROM THE USE OF THE BLOOMBERG GLOBAL CORPORATE IG SELECT INDEX OR ANY DATA RELATED THERETO. BLOOMBERG DOES NOT MAKE ANY EXPRESS OR IMPLIED WARRANTIES AND EXPRESSLY DISCLAIMS ALL WARRANTIES OF MERCHANTABILITY OR FITNESS FOR A PARTICULAR PURPOSE OR USE WITH RESPECT TO THE BLOOMBERG GLOBAL CORPORATE IG SELECT INDEX OR ANY DATA RELATED THERETO. WITHOUT LIMITING ANY OF THE FOREGOING, TO THE MAXIMUM EXTENT ALLOWED BY LAW, BLOOMBERG, ITS LICENSORS, AND ITS AND THEIR RESPECTIVE EMPLOYEES, CONTRACTORS, AGENTS, SUPPLIERS, AND VENDORS SHALL HAVE NO LIABILITY OR RESPONSIBILITY WHATSOEVER FOR ANY INJURY OR DAMAGES - WHETHER DIRECT, INDIRECT, CONSEQUENTIAL, INCIDENTAL, PUNITIVE OR OTHERWISE - ARISING IN CONNECTION WITH THE AMUNDI GLOBAL CORPORATE IG OR BLOOMBERG GLOBAL CORPORATE IG SELECT INDEX OR ANY DATA OR VALUES RELATING THERETO - WHETHER ARISING FROM THEIR NEGLIGENCE OR OTHERWISE, EVEN IF NOTIFIED OF THE POSSIBILITY THEREOF.

**General** The charges you pay as an investor in the sub-fund go to cover sub-fund operating costs, including marketing and distribution costs. These ongoing charges reduce the performance of your investment.

**One-off charges taken before or after you invest** These may be deducted from your investment or your redemption proceeds, and are paid to sales agents and authorised intermediaries. The fees shown are maximums. To find out the actual fee for a transaction, contact your financial adviser or the transfer agent (section "The SICAV").

**Charges taken from the sub-fund over a year** These charges are the same for all shareholders of a given share class.

# SUSTAINABLE INVESTING

## Disclosure Regulation

On 18 December 2019, the European Council and European Parliament announced that they had reached a political agreement on the Disclosure Regulation, thereby seeking to establish a pan-European framework to facilitate Sustainable Investment. The Disclosure Regulation provides for a harmonised approach in respect of sustainability-related disclosures to investors within the European Economic Area's financial services sector.

The scope of the Disclosure Regulation is extremely broad, covering a very wide range of financial products (e.g. UCITS funds, alternative investment funds, pension schemes etc.) and financial market participants (e.g. E.U. authorised investment managers and advisers). It seeks to achieve more transparency regarding how financial market participants integrate Sustainability Risks into their investment decisions and consider adverse sustainability impacts in the investment process. Its objectives are to (i) strengthen protection for investors of financial products, (ii) improve the disclosures made available to investors by financial market participants and (iii) improve the disclosures made available to investors regarding the financial products, to amongst other things, enable investors make informed investment decisions.

For the purposes of the Disclosure Regulation, the management company meets the criteria of a "financial market participant", whilst the SICAV and each sub-fund of the SICAV qualifies as a "financial product".

## Taxonomy Regulation

The Taxonomy Regulation aims to identify economic activities which qualify as environmentally sustainable (the "Sustainable Activities").

Article 9 of the Taxonomy Regulation identifies such activities according to their contribution to six environmental objectives: (i) Climate change mitigation; (ii) Climate change adaptation; (iii) Sustainable use and protection of water and marine resources; (iv) Transition to a circular economy; (v) Pollution prevention and control; (vi) Protection and restoration of biodiversity and ecosystems.

An economic activity shall qualify as environmentally sustainable where that economic activity contributes substantially to one or more of the six environmental objectives, does not significantly harm any of the other five environmental objectives ("do no significant harm" or "DNSH" principle), is carried out in compliance with the minimum safeguards laid down in Article 18 of the Taxonomy Regulation and complies with technical screening criteria that have been established by the European Commission in accordance with the Taxonomy Regulation. The "do no significant harm" principle applies only to those investments underlying the relevant Sub-Funds that take into account the European Union criteria for environmentally sustainable economic activities. The investments underlying the remaining portion of the relevant Sub-Funds do not take into account the EU criteria for environmentally sustainable economic activities.

The Sub-Funds identified as Article 8 or Article 9 in their respective relevant sub-fund Description may commit or may not commit to invest at the date of this Prospectus, in economic activities that contribute to the environmental objectives set out in the Article 9 of the Taxonomy Regulation.

For more information on Amundi's approach to the Taxonomy Regulation please refer to Annex 1 – ESG Related Disclosures to this Prospectus and to the Amundi ESG Regulatory Statement on [www.amundi.lu](http://www.amundi.lu)

## Commission Delegated Regulation (EU) 2022/1288 of 6 April 2022

Commission Delegated Regulation (EU) 2022/1288, setting out the RTS was published on 25 July 2022 in the Official Journal of the EU (OJ). The RTS will apply from 1 January 2023.

**Further to art. 14.(2) of the RTS, information about the environmental or social characteristics of art. 8 sub-funds is available in Annex 1- ESG Related Disclosures to this Prospectus.**

**Further to art. 18. (2) of the RTS, information about sustainable investments of art. 9 sub-funds, if applicable, is available in Annex 1- ESG Related Disclosures to this Prospectus.**

For further details on how a sub-fund complies with the requirements of the Disclosure Regulation, the Taxonomy Regulation and the RTS, please refer to the relevant sub-fund description, the annual financial statements of the Fund, and also to Annex 1- ESG Related Disclosures to this Prospectus.

## Overview of the Responsible Investment Policy

Since its creation, the Amundi group of companies ("Amundi") has put responsible investment and corporate responsibility as one of its founding pillars, based on the conviction that economic and financial actors have a greater responsibility towards sustainable society and that ESG is a long-term driver of financial performance.

Amundi considers that, in addition to economic and financial aspects, the integration within the investment decision process of ESG dimensions, including sustainability factors and sustainability risks, allows a more comprehensive assessment of investment risks and opportunities.

## Integration of Sustainability Risks by Amundi

Amundi's approach to sustainability risks relies on three pillars: a targeted exclusion policy, integration of ESG scores in the investment process and stewardship.

Therefore, for passively managed sub-funds, Amundi excludes controversial weapons manufacturers from most of its passively managed sub-funds as disclosed in each sub-fund description. Amundi has also developed a range of passively managed sub-funds that replicate indices that explicitly take into account sustainability risks and principal adverse impact on sustainability factors in their methodologies. For this particular range of passively managed sub-funds, the management process excludes companies in contradiction with the Responsible Investment Policy described below, such as those which do not respect international conventions, internationally recognized frameworks or national regulations.

In addition Amundi has developed its own ESG rating approach. The Amundi ESG rating aims to measure the ESG performance of an issuer, i.e. its ability to anticipate and manage sustainability risks and opportunities inherent to its industry and individual circumstances.

Amundi ESG rating process is based on the "Best-in-class" approach. Ratings adapted to each sector of activity aim to assess the dynamics in which companies operate.

ESG rating and analysis is performed within the ESG analysis team of Amundi, which is also used as an independent and complementary input into the decision process.

The Amundi ESG rating is a ESG quantitative score translated into seven grades, ranging from A (the best scores universe) to G (the worst). In the Amundi ESG Rating scale, the securities belonging to the exclusion list correspond to a G.



For Corporate issuers the ESG performance is assessed by comparison with the average performance of its industry, through the three ESG dimensions:

1. Environmental dimension: this examines issuers' ability to control their direct and indirect environmental impact, by limiting their energy consumption, reducing their greenhouse emissions, fighting resource depletion and protecting biodiversity.
2. Social dimension: this measures how an issuer operates on two distinct concepts: the issuer's strategy to develop its human capital and the respect of human rights in general.
3. Governance dimension: This assesses capability of the issuer to ensure the basis for an effective corporate governance framework and generate value over the long-term.

The methodology applied by Amundi ESG rating uses 38 criteria (as of January 02, 2023) that are either generic (common to all companies regardless of their activity) or sector specific which are weighted according to sector and considered in terms of their impact on reputation, operational efficiency and regulations in respect of an issuer.

For more information on the 38 criteria considered by Amundi (as of January 02, 2023) please refer to the Responsible Investment Policy and Amundi ESG Regulatory Statement available on [www.amundi.lu](http://www.amundi.lu).

The Amundi ESG rating also considers potential negative impacts of the issuer's activities on Sustainability (principal adverse impact of investment decisions on sustainability factors, as determined by Amundi) including on the following indicators:

- Greenhouse gas emission and Energy Performance (Emissions and Energy Use Criteria)
- Biodiversity (Waste, recycling, biodiversity and pollution Criteria, Responsible Management Forest Criteria)
- Water (Water Criteria)
- Waste (Waste, recycling, biodiversity and pollution Criteria)
- Social and employee matters (Community involvement and human rights criteria, Employment practices Criteria, Board Structure Criteria, Labour Relations Criteria and Health and Safety Criteria)
- Human rights (Community involvement & Human Rights Criteria)
- Anti-corruption and anti-bribery (Ethics Criteria)

Stewardship activity is an integral part of Amundi's ESG strategy. Amundi has developed an active stewardship activity through engagement and voting. The Amundi Engagement Policy applies to all Amundi funds and is included in the Responsible Investment Policy.

More detailed information are included in the Amundi's Responsible Investment Policy and in the Amundi's ESG Regulatory Statement available at [www.amundi.com](http://www.amundi.com)

*Integration of Amundi's Sustainability Risks approach at Sub-Fund level*

The sub-funds listed below are classified pursuant to article 8 of the Disclosure Regulation and aim to promote environmental or social characteristics and to invest in companies that follow good governance practices.

AMUNDI CAC 40 ESG  
 AMUNDI DAX 50 ESG  
 AMUNDI EUR CORPORATE BOND 1-5Y ESG  
 AMUNDI EUR FLOATING RATE CORPORATE BOND ESG  
 AMUNDI EUR SHORT TERM HIGH YIELD CORPORATE BOND ESG  
 AMUNDI EURO CORP 0-1Y ESG  
 AMUNDI EURO GOVERNMENT TILTED GREEN BOND  
 AMUNDI EURO HIGH YIELD BOND ESG  
 AMUNDI GLOBAL AGG SRI  
 AMUNDI GLOBAL AGG SRI 1-5  
 AMUNDI GLOBAL BIOENERGY ESG SCREENED  
 AMUNDI GLOBAL CORP SRI 1-5Y  
 AMUNDI GLOBAL HIGH YIELD CORPORATE BOND ESG  
 AMUNDI INDEX EURO AGG SRI  
 AMUNDI INDEX EURO CORPORATE SRI  
 AMUNDI INDEX EURO CORPORATE SRI 0-3 Y  
 AMUNDI INDEX MSCI EM ASIA SRI PAB  
 AMUNDI INDEX MSCI EMERGING ESG BROAD CTB  
 AMUNDI INDEX MSCI EMERGING MARKETS SRI PAB  
 AMUNDI INDEX MSCI EMU SRI PAB  
 AMUNDI INDEX MSCI EUROPE ESG BROAD CTB  
 AMUNDI INDEX MSCI EUROPE SRI PAB  
 AMUNDI INDEX MSCI JAPAN SRI PAB  
 AMUNDI INDEX MSCI NORTH AMERICA ESG BROAD CTB  
 AMUNDI INDEX MSCI PACIFIC EX JAPAN SRI PAB  
 AMUNDI INDEX MSCI USA SRI PAB  
 AMUNDI INDEX MSCI WORLD SRI PAB  
 AMUNDI INDEX US CORP SRI  
 AMUNDI ITALY MIB ESG  
 AMUNDI MDAX ESG  
 AMUNDI MSCI AC FAR EAST EX JAPAN ESG LEADERS SELECT  
 AMUNDI MSCI CHINA DISRUPTIVE TECHNOLOGY ESG SCREENED  
 AMUNDI MSCI CHINA ESG LEADERS SELECT  
 AMUNDI MSCI EMERGING ESG LEADERS  
 AMUNDI MSCI EMERGING EX CHINA ESG LEADERS SELECT  
 AMUNDI MSCI EMU CLIMATE NET ZERO AMBITION PAB  
 AMUNDI MSCI EMU ESG BROAD NET ZERO CLIMATE CTB  
 AMUNDI MSCI EMU ESG LEADERS SELECT  
 AMUNDI MSCI EMU ESG UNIVERSAL SELECT  
 AMUNDI MSCI EUROPE CLIMATE PARIS ALIGNED PAB  
 AMUNDI MSCI EUROPE CLIMATE TRANSITION CTB  
 AMUNDI MSCI EUROPE ESG LEADERS SELECT  
 AMUNDI MSCI EUROPE ESG UNIVERSAL SELECT  
 AMUNDI MSCI EUROPE EX SWITZERLAND ESG LEADERS  
 AMUNDI MSCI EUROPE SMALL CAP ESG CLIMATE NET ZERO AMBITION CTB  
 AMUNDI MSCI JAPAN ESG CLIMATE NET ZERO AMBITION CTB  
 AMUNDI MSCI PACIFIC ESG CLIMATE NET ZERO AMBITION CTB  
 AMUNDI MSCI ROBOTICS & AI ESG SCREENED  
 AMUNDI MSCI UK IMI SRI PAB  
 AMUNDI MSCI USA ESG LEADERS SELECT  
 AMUNDI MSCI USA ESG UNIVERSAL SELECT  
 AMUNDI MSCI WORLD CLIMATE PARIS ALIGNED PAB  
 AMUNDI MSCI WORLD CLIMATE TRANSITION CTB  
 AMUNDI MSCI WORLD ESG LEADERS SELECT  
 AMUNDI MSCI WORLD ESG UNIVERSAL SELECT  
 AMUNDI S&P 500 ESG  
 Amundi Stoxx Europe 600 ESG  
 AMUNDI US AGG SRI  
 AMUNDI USD CORPORATE BOND 0-3Y SRI  
 AMUNDI USD FLOATING RATE CORPORATE BOND ESG  
 AMUNDI PEA MSCI USA ESG LEADERS

The sub-funds listed above, unless otherwise specified in the management process, exclude all issuers specified in the exclusion list of the Responsible Investment Policy as outlined above.

The SICAV does not currently have Sub-Funds that have sustainable investment as their objective pursuant to Article 9 of the Disclosure Regulation.

## Principal Adverse Impact

Principal Adverse Impacts ("PAIs") are negative, material or likely to be material effects on Sustainability Factors that are caused, compounded by or directly linked to investment decisions by the issuer.

For passively managed Sub-Funds, Amundi considers PAIs via a combination of approaches: exclusions, engagement, vote, controversies monitoring.

For Sub-Funds classified under art. 8 and art. 9 of the Disclosure Regulation, Amundi considers PAIs in Annex 1, Table 1 of the RTS applying to the Sub-Fund's strategy and relies on a combination of exclusion policies (normative and sectorial), engagement and voting approaches.

For all other Sub-Funds not classified pursuant to art. 8 or art. 9 of the Disclosure Regulation Amundi considers a selection of PAIs through its normative exclusion policy and for these funds only indicator n.14 (Exposure to controversial weapons anti-personnel mines, cluster munitions, chemical weapons and biological weapons) of Annex 1, Table 1 of the RTS will be taken into account for these Sub-Funds.

More detailed information on Principal Adverse Impact are included in the Amundi's ESG Regulatory Statement available at [www.amundi.com](http://www.amundi.com).

The sub-funds listed below take into account principal adverse impact of investments on sustainability factors in their investment process by excluding securities of companies involved in the production or sale of controversial weapons. These sub-funds do not integrate sustainability risks in their investment process as their objective is to replicate as closely as possible the performance of a benchmark that does not take into consideration such risks in its methodology:

AMUNDI INDEX EQUITY GLOBAL MULTI SMART  
 ALLOCATION SCIENTIFIC BETA  
 AMUNDI INDEX EURO CORP BBB 1-5  
 AMUNDI INDEX GLOBAL AGG 500M  
 AMUNDI INDEX US GOV INFLATION-LINKED BOND  
 AMUNDI INDEX BREAK-EVEN INFLATION USD 10Y  
 AMUNDI INDEX FTSE EPRA NAREIT GLOBAL  
 AMUNDI INDEX J.P. MORGAN EMU GOVIES IG  
 AMUNDI INDEX J.P. MORGAN GBI GLOBAL GOVIES  
 AMUNDI INDEX MSCI EMERGING MARKETS  
 AMUNDI INDEX MSCI EUROPE  
 AMUNDI INDEX MSCI WORLD  
 AMUNDI MSCI EUROPE EX UK  
 AMUNDI PRIME EMERGING MARKETS  
 AMUNDI PRIME EURO CORPORATES  
 AMUNDI PRIME EURO GOV BONDS 0-1Y  
 AMUNDI PRIME EURO GOVIES  
 AMUNDI PRIME EUROPE  
 AMUNDI PRIME EUROZONE  
 AMUNDI PRIME GLOBAL  
 AMUNDI PRIME GLOBAL GOVIES  
 AMUNDI PRIME JAPAN  
 AMUNDI PRIME UK MID AND SMALL CAP  
 AMUNDI PRIME US CORPORATES  
 AMUNDI PRIME US TREASURY  
 AMUNDI PRIME US TREASURY BOND 0-1 Y  
 AMUNDI PRIME USA  
 AMUNDI DAX  
 AMUNDI DJ SWITZERLAND TITANS 30  
 AMUNDI DIVDAX  
 AMUNDI SDAX  
 AMUNDI EURO STOXX 50  
 AMUNDI F.A.Z. 100  
 AMUNDI NYSE ARCA GOLD BUGS  
 AMUNDI GLOBAL CORPORATE IG

The other sub-funds, not listed above, do not integrate sustainability risks nor take into account principal adverse impact of investments on sustainability factors in their investment process as their objective is to replicate as closely as possible the performance of a benchmark that does not take into consideration such risks in its methodology.

## RISK DESCRIPTIONS

All investments involve risk. The risks of some of these sub-funds may be comparatively high.

The risk descriptions below correspond to the risk factors named in the information about the sub-funds. To permit the risks to be read properly in connection with any sub-fund's named risks, each risk is described as for an individual sub-fund.

The risk information in this prospectus is intended to give an idea of the main and material risks associated with each sub-fund, any sub-fund could be affected by other risks in this section as well as risks not named here, and the risk descriptions themselves are not intended as exhaustive.

Any of these risks could cause a sub-fund to lose money, to perform less well than similar investments, to experience high volatility (ups and downs in NAV), or to fail to meet its objective over any period of time.

### RISKS OF ORDINARY MARKET CONDITIONS

*Risks included in this section are generally present to a material degree in ordinary market conditions, but also tend to be present — and more potent — in unusual market conditions.*

**Concentration risk** To the extent that the sub-fund invests a large portion of its assets in a limited number of industries, sectors, or issuers, or within a limited geographical area, it can be more risky than a fund that invests more broadly.

When a sub-fund invests a large portion of its assets in a particular issuer, industry, type of bond, country or region, or in a series of closely interconnected economies, its performance will be more strongly affected by any business, economic, financial, market or political conditions affecting the area of concentration. This can mean both higher volatility and a greater risk of loss.

**Country risk - China** In China, it is uncertain whether a court would protect the sub-fund's right to securities it may purchase. A sub-fund may invest in Chinese markets via several programs, whose regulations are untested and subject to change. The application and interpretation of such investment regulations are relatively untested and there is no certainty as to how they will be applied and there is no precedent or certainty as to how the wide discretion of the PRC authorities and regulators may be exercised now or in the future.

For investment in China equities, a sub-fund may invest via the Stock Connect (Shanghai-Hong Kong Stock Connect and/or Shenzhen-Hong Kong Stock Connect) or other programs. Stock Connect is a new trading program that links stock markets in China and Hong Kong and may be subject to additional risk factor. Stock Connect is subject to quota limitations, which may restrict a sub-fund's ability to deal via Stock Connect on a timely basis. The structure of these schemes does not require full accountability of some of its component entities and leaves investors such as the sub-fund with relatively little standing to take legal action in China. In addition, the Security exchanges in China may tax or limit short-swing profits, recall eligible stocks, set maximum trading volumes (at the investor level or at the market level) or may otherwise limit or delay trading.

For investment in China Bonds, a sub-fund may invest via a direct access to the China Interbank Bond Market (CIBM) and the Bond Connect North Bound. Some of the sub-funds may seek exposure to RMB fixed income securities without particular license or quota directly on the CIBM via an onshore bond settlement agent or the Bond Connect North Bound. The CIBM direct access and Bond Connect North Bound are relatively new rules and regulations. Certain restrictions may be imposed by the authorities on investors participating in the CIBM Direct Access and/or bond settlement agent and/or the Bond Connect North Bound and/or sub-custody which may have an adverse effect on the Sub-Fund's liquidity and performance.

**Credit risk** A bond or money market security could lose value if the issuer's financial health deteriorates.

If the financial health of the issuer of a bond or money market security weakens, or if the market believes it may weaken, the value of the bond or money market security may fall. The lower the credit quality of the debt, the greater the credit risk.

In some cases an individual issuer could go into default (see "Default risk" under "Risks of Unusual Market Conditions"), even though ordinary conditions prevail in the general market.

**Currency risk** Changes in currency exchange rates could reduce investment gains or increase investment losses, in some cases significantly. Exchange rates can change rapidly and unpredictably. Therefore investors are exposed to the currency exchange risk between the currencies of either the underlying securities forming the index or the sub-fund portfolio (as relevant) and the currency of the sub-fund share in which they invested.

The currency risk could extend to 100% of the sub-fund.

**Collateral management** Counterparty risk arising from investments in OTC financial derivative instruments and securities lending transactions and repurchase agreements is generally mitigated by the transfer or pledge of collateral in favour of the relevant Sub-Fund. However, transactions may not be fully collateralised. Fees and returns due to the Sub-Fund may not be collateralised. If a counterparty defaults, the Sub-Fund may need to sell non-cash collateral received at prevailing market prices. In such a case the Sub-Fund could realise a loss due, inter alia, to inaccurate pricing or monitoring of the collateral, adverse market movements, deterioration in the credit rating of issuers of the collateral or illiquidity of the market on which the collateral is traded. Difficulties in selling collateral may delay or restrict the ability of the Sub-Fund to meet redemption requests.

A Sub-Fund may also incur a loss in reinvesting cash collateral received, where permitted. Such a loss may arise due to a decline in the value of the investments made. A decline in the value of such investments would reduce the amount of collateral available to be returned by the Sub-Fund to the counterparty as required by the terms of the transaction. The Sub-Fund would be required to cover the difference in value between the collateral originally received and the amount available to be returned to the counterparty, thereby resulting in a loss to the Sub-Fund.

**Custody risk** The SICAV's securities are generally held for the benefit of the SICAV's shareholders on the depositary or its sub-depositary's balance sheet and are generally not co-mingled with the depositary or the sub-depositary's assets. This provides protection for the SICAV's securities in the event of the insolvency of either the depositary or its sub-depositary.

However, in certain markets a risk may arise where segregation is not possible, and the securities are co-mingled with the sub-depositary's assets or pooled with the securities of other clients of the sub-depositary. The loss would then be spread across all clients in the pool and would not be restricted to the client whose securities were subject to loss.

**Derivatives risk** Certain derivatives could behave unexpectedly or could expose the sub-fund to losses that are significantly greater than the cost of the derivative.

Derivatives in general are highly volatile and do not carry any voting rights. The pricing and volatility of many derivatives (especially credit default swaps) may diverge from strictly reflecting the pricing or volatility of their underlying reference(s). In difficult market conditions, it may be impossible or unfeasible to place orders that would limit or offset the market exposure or losses created by certain derivatives.

**Index Calculation Risk** The Sub-Funds track indices which are determined, calculated and maintained by index sponsors. Index sponsors may experience operational risks that may generate errors in the determination, composition or calculation of the relevant index that Sub-Funds track, leading to losses in the Sub-Funds' investments or deviation with the index objective as described in the index methodology and the Sub-Funds' description.

#### • OTC derivatives

Because OTC derivatives are in essence private agreements between a sub-fund and one or more counterparties, they are less highly regulated than market-traded securities. OTC derivatives carry greater counterparty risk and liquidity risk, and it may be more difficult to force a counterparty to honor its obligations to a sub-fund. The list of counterparties contracts will be available in the annual report. This counterparty default risk is limited by the regulatory OTC derivatives counterparty limits. Mitigation techniques aiming to limit this risk are used, such as collateral policy or resets in OTC Swaps.

If a counterparty ceases to offer a derivative that the sub-fund had been planning on using, the sub-fund may not be able to find a comparable derivative elsewhere and may miss an opportunity for gain or find itself unexpectedly exposed to risks or losses, including losses from a derivative position for which it was unable to buy an offsetting derivative. There are no assurances that the value of collateral held will be sufficient to cover the amount owed to the SICAV. The management company will apply a haircut on any collateral received, in order to mitigate this counterparty risk. The SICAV may enter into OTC derivatives cleared through a clearinghouse that serves as a central counterparty to reduce counterparty risk and increase liquidity, but it does not eliminate those risks completely. The central counterparty requires margin from the clearing broker which will in turn require margin from the SICAV. There is a risk of loss by a SICAV of its initial and variation margin deposits.

Certain eligible OTC derivatives may be submitted for clearing to regulated central clearing counterparties and the reporting of certain details to trade repositories and appropriate procedures and arrangements to measure, monitor and mitigate operational and counterparty risk may be taken in respect of OTC derivatives which are not subject to mandatory clearing. Some of the regulatory obligations have not been finalised by the date of this prospectus. It is difficult to predict their full impact on the SICAV, which may include an increase in the overall costs of entering into and maintaining OTC derivatives.

You should be aware that the applicable laws requiring central clearing of OTC derivatives may in due course adversely affect the ability of the sub-funds to adhere to their respective investment policies and achieve their investment objective.

Investments in OTC derivatives may also be subject the risk of differing valuations arising out of different permitted valuation methods. Inaccurate valuation can result in inaccurate recognition of gains or losses and counterparty exposure. There also may be a legal or documentation risk that the parties may disagree as to the proper interpretation of the terms of the agreement. Such risks are generally mitigated by the use of industry-standard agreements.

Because it is generally impractical for the SICAV to divide its OTC derivative transactions among a wide variety of counterparties, a decline in the financial health of any one counterparty could cause significant losses. Conversely, if any sub-fund experiences any financial weakness or fails to meet an obligation, counterparties could become unwilling to do business with the SICAV, which could leave the SICAV unable to operate efficiently and competitively.

#### • Exchange-traded derivatives

While exchange-traded derivatives are generally considered lower-risk than OTC derivatives, there is still the risk that a suspension of trading in derivatives or in their underlying assets could make it impossible for the sub-fund to realise gains or avoid losses, which in turn could cause a delay in handling redemptions of shares. There is also a risk that settlement of exchange-traded derivatives through a transfer system may not happen when or as expected.

**Emerging markets risk** Emerging markets are less established than developed markets and therefore involve higher risks, particularly market, liquidity, currency risks and interest rate risks, and the risk of higher volatility. Reasons for this higher risk include:

- political, economic, or social instability
- fiscal mismanagement or inflationary policies
- unfavorable changes in regulations and laws and uncertainty about their interpretation
- failure to enforce laws or regulations, or to recognise the rights of investors as understood in developed markets
- excessive fees, trading costs or taxation, or outright seizure of assets
- rules or practices that place outside investors at a disadvantage
- incomplete, misleading, or inaccurate information about securities issuers
- lack of uniform accounting, auditing and financial reporting standards
- manipulation of market prices by large investors
- arbitrary delays and market closures
- fraud, corruption and error.

Emerging markets countries may restrict securities ownership by outsiders or may have less regulated custody practices, leaving the sub-fund more vulnerable to losses and less able to pursue recourse.

In countries where, either because of regulations or for efficiency, the sub-fund uses depository receipts (tradable certificates issued by the actual owner of the underlying securities), P-notes or similar instruments to gain investment exposure, the sub-fund takes on risks that are not present with direct investment. These instruments involve counterparty risk (since they depend on the creditworthiness of the issuer) and liquidity risk, may trade at prices that are below the value of their underlying securities, and may fail to pass along to the sub-fund some of the rights (such as voting rights) it would have if it owned the underlying securities directly.

To the extent that emerging markets are in different time zones from Luxembourg, the sub-fund might not be able to react in a timely fashion to price movements that occur during hours when the sub-fund is not open for business. For purposes of risk, the category of emerging markets includes markets that are less developed, such as most countries in Asia, Africa, South America and Eastern Europe, as well as countries that have successful economies but may not offer the same level of investor protection as exists in, for example, Western Europe, the US and Japan.

**Equity risk** Equities can lose value rapidly and can remain at low prices indefinitely and typically involve higher risks than bonds or money market instruments. Equities of rapidly grown companies can be highly sensitive to bad news, because much of their value is based on high expectations for the future. Equities of companies that appear to be priced below their value may continue to be undervalued.

If a company goes through bankruptcy or a similar financial restructuring, its equities may lose most or all of their value.

**Hedging risk** Any attempts to hedge (reduce or eliminate certain risks) may not work as intended, and to the extent that they do work, they will generally eliminate potentials for gain along with risks of loss.

Any measures that the sub-fund takes that are designed to offset specific risks may work imperfectly, may not be feasible at times, or may fail completely. To the extent that no hedge exists, the sub-fund or share class will be exposed to all risks that the hedge would have protected against.

The sub-fund may use hedging within its portfolio. With respect to any designated share classes, the sub-fund may hedge the currency exposure of the class (relative to the portfolio's reference currency or relative to the currency exposure(s) of the relevant sub-fund portfolio.). Hedging involves costs, which reduce investment performance.

**Illiquid securities risk** Certain securities may, by nature, be hard to value or sell at a desired time and price, especially in any quantity.

This includes securities that are labeled as illiquid, such as Rule 144A securities, as well as a security of any type that represents a small issue, trades infrequently, or is traded on markets that are comparatively small or that have long settlement times.

**Investment fund risk** As with any investment fund, investing in the sub-fund involves certain risks an investor would not face if investing in markets directly:

- the actions of other investors, in particular sudden large outflows of cash, could interfere with orderly management of the sub-fund and cause its NAV to fall
- The investor cannot direct or influence how money is invested while it is in the sub-fund

- the sub-fund's buying and selling of investments may not be optimal for the tax efficiency of any given investor
- the sub-fund is subject to various investment laws and regulations that limit the use of certain securities and investment techniques that might improve performance; to the extent that the sub-fund decides to register in jurisdictions that impose narrower limits, this decision could further limit its investment activities

- because the sub-fund is based in Luxembourg, any protections that would have been provided by other regulators (including, for investors outside Luxembourg, those of their home regulator) may not apply
- because certain sub-fund shares are exchanged on the primary market or are not publicly traded, the only option for liquidating shares is generally redemption, which could be subject to delays and any other redemption policies set by the sub-fund
- to the extent that the sub-fund invests in other UCITS / UCIs, it may incur a second layer of investment fees, which will further erode any investment gains

- to the extent that the sub-fund uses efficient portfolio management techniques, such as securities lending, securities borrowing, repurchase transactions and reverse repurchase transactions as well as TRS, and in particular if it reinvests collateral associated with these techniques, the sub-fund takes on counterparty, liquidity, legal, custody (e.g. absence of the assets' segregation) and operational risks, which can have an impact on the performance of the sub-fund concerned. To the extent that related parties (companies of the same group as the management company or as the investment manager or as the sub-investment manager) may intervene as either counterparty or agent (or in any other role...) in efficient portfolio management operations, and in particular in securities' lending operations, a potential conflict of interest risk may arise. The Management Company is responsible for managing any conflict that might arise and avoid that such conflicts negatively impact shareholders. All the revenues arising from repurchase transactions and stock lending transactions shall be returned to the relevant sub-fund following the deduction of any direct and indirect operational costs and fees. Such direct and indirect operational costs and fees, which shall not include hidden revenue, shall include fees and expenses payable to agents or counterparties at normal commercial rates. Amundi group policy for prevention and management of conflicts of interest is available on the website of Amundi (<http://www.amundi.com> or <http://www.amundiETF.com>).

- the investment manager or its designees may at times find their obligations to the sub-fund to be in conflict with their obligations to other investment portfolios they manage (although in such cases, all portfolios will be dealt with equitably).

**High Yield risk** The high yield debt securities involve special considerations and risks, including the risks associated with international investing generally, such as currency fluctuations, the risks of investing in countries with smaller capital markets, limited liquidity, price volatility and restrictions on foreign investment.

Investment in high yield debt securities is subject to risks of interest rate, currency, market, credit and security. Compared to investment-grade bonds, the high yield bonds are normally lower-rated securities and will usually offer higher yields to compensate for the reduced creditworthiness or increased risk of default that these securities carry.

**Interest rate risk** When interest rates rise, bond values generally fall. This risk is generally greater the longer the maturity of a bond investment.

**Replication of index risk** The Sub-Funds track indices that replicate the performance of underlying securities the prices of which change continuously, and can fall based on a wide variety of factors. Due to the Sub-Funds' index-tracking objective, the performance of the Sub-Funds will follow the performance of their specific index whether their performance is rising or falling.

**Indirect replication - Implications in terms of exposure to the index and counterparty risk** Where the exposure of the sub-fund to the index is indirect (or swap-based) only which means that the sub-fund seeks to replicate the performance of the index by investing into financial derivative instruments rather than by directly holding the index underlying components.

Entering into financial derivative instruments such as a swap agreement will not make the sub-fund a holder of, or give the sub-fund a direct investment position in, any of the index underlying components or any component included therein. The sub-fund will have no rights with respect to the index underlying components.

Therefore any amounts payable in respect of shares in the sub-fund will be made in cash and investors will not have any rights to receive delivery of any index underlying components (see section "Secondary market for UCITS ETF shares").

The sub-fund will be exposed to a credit risk on the counterparties with which it trades in relation to OTC financial derivative instruments used to replicate the performance of the index, such as swap agreements. Such derivatives are not afforded the same protection as may apply to derivatives traded and cleared on exchanges. The counterparty for the OTC derivatives will be the specific company or firm involved in the transaction, rather than a recognized exchange and accordingly the insolvency, bankruptcy or default of a counterparty with which a sub-fund trades such OTC derivative could result in substantial losses to the sub-fund. In addition, in exceptional circumstances, the counterparty for the OTC derivatives may be unable to fulfil its obligations towards the sub-fund due to regulatory reasons, change in the tax or accounting laws or other circumstances. In such cases, there is a risk that the sub-fund's exposure to the index could be interrupted or terminated. The investment objective of the sub-fund may not be achieved and the sub-fund may be unable to recover any losses incurred being understood that there is a daily reset of the swap and a counterparty risk limit of 10%.

**Leverage risk** The sub-fund's net exposure above the sub-fund net asset value makes its share price more volatile.

To the extent that the sub-fund uses derivatives to increase its net exposure to any market, rate, basket of securities or other financial reference source, fluctuations in the price of the reference source will be amplified at the sub-fund level.

**Listing market liquidity risk** The UCITS ETF shares' stock market price may deviate from its indicative net asset value. The liquidity of the sub-fund's units in a stock market may be affected by any suspension that could, in particular, but not only, be due to:

- i) the suspension or halt of the calculation of the index by the index provider,
- ii) the suspension of the market(s) on which are listed the underlyings of the index,
- iii) a relevant listing market not being able to obtain or to calculate the sub-fund's indicative net asset value,
- iv) a violation by a market maker of the rules applicable in the relevant listing market,
- v) failure of the systems, in particular of IT or electronic systems in a relevant listing market,
- vi) any other event that prevents the calculation of the sub-fund's indicative net asset value or the trading in Fund units.

**Management risk** The sub-fund's management team may be wrong in its analysis, assumptions, or projections.

This includes projections concerning industry, market, economic, demographic, or other trends.

#### **Market risk**

Prices of many securities change continuously, and can fall based on a wide variety of factors.

Examples of these factors include:

- political and economic news
- government policy
- changes in technology and business practices
- changes in demographics, cultures and populations
- natural or human-caused disasters
- weather and climate patterns
- scientific or investigative discoveries
- costs and availability of energy, commodities and natural resources.

The effects of market risk can be immediate or gradual, short-term or long-term, narrow or broad.

**MBS / ABS / TBA risk** Mortgage-backed and asset-backed securities (MBSs and ABSs) typically carry prepayment and extension risk and can carry above-average liquidity, credit and interest rate risks.

MBSs (a category that includes collateralised mortgage obligations, or CMOs) and ABSs represent an interest in a pool of debt, such as credit card receivables, auto loans, student loans, equipment leases, home mortgages and home equity loans.

When interest rates fall, these securities are often paid off early, as the mortgage-holders and other borrowers refinance the debt underlying the security. When interest rates rise, the borrowers of the underlying debt tend not to refinance their low-interest debt.

MBSs and ABSs also tend to be of lower credit quality than many other types of debt securities. To the extent that the debts underlying an MBS or ABS go into default or become uncollectable, the securities based on those debts will lose some or all of their value.

With to-be-announced (TBA) securities, because the sub-fund does not know until 48 hours after it places a purchase order which actual MBSs or ABSs will be used to fill the order, the sub-fund cannot take steps to counter any decline in the value of a specific security during the 48-hour period.

**Prepayment and extension risk** Any unexpected behaviour in interest rates could hurt the performance of callable debt securities (securities whose issuers have the right to pay off the security's principal before the maturity date).

When interest rates fall, issuers tend to pay off these securities and re-issue new ones at lower interest rates. When this happens, the sub-fund may have no alternative but to reinvest the money from these prepaid securities at a lower rate of interest ("prepayment risk").

At the same time, when interest rates rise, borrowers tend not to prepay their low-interest mortgages. This may lead the sub-fund to receiving below-market yields until interest rates fall or the securities mature ("extension risk"). It can also mean that the sub-fund must either sell the securities at a loss or forgo the opportunity to make other investments that may turn out to have performed better.

The prices and yields of callable securities typically reflect the assumption that they will be paid off at a certain point before maturity. If this prepayment happens when expected, the sub-fund generally will not suffer any adverse effects. However, if it happens substantially earlier or later than expected, it can mean that the sub-fund effectively overpaid for the securities. Other factors as well can affect when or if an individual security is prepaid, including the presence or absence of any optional redemption and mandatory prepayment features, the default rate of the underlying assets and the nature of any turnover in the underlying assets.

Prepayment and extension considerations can also affect the sub-fund's duration, increasing or decreasing sensitivity to interest rates in undesired ways. In some circumstances, the failure of rates to rise or fall when anticipated could cause prepayment or extension risks as well.

**Real estate investments risk** Real estate and related investments can be hurt by any factor that makes an area or individual property less valuable.

Specifically, investments in real estate holdings or related businesses or securities (including interests in mortgages) can be hurt by natural disasters, economic declines, overbuilding, zoning changes, tax increases, population or lifestyle trends, environmental contamination, defaults on mortgages, failures of management, and other factors that may affect the market value or cash flow of the investment.

**Sampling index replication** Index replication by investing in a portfolio comprising all the index components might be costly and/or not be always possible or operationally practicable. In some circumstances the sub-fund's investment manager may use optimized replication methodology, in particular a sampling index replication strategy. In doing so, the sub-fund's investment manager will attempt to replicate the index either by:

- i) investing through a selection of representative transferable securities constituting the benchmark index but potentially with different weighting compared to the index constituents and/or;
- ii) by investing in a portfolio of transferable securities that might not be comprised within this index or other eligible assets as financial derivative instruments.

While the sub-fund will seek to track the performance of the index through a sampling index replication strategy, there is no guarantee that the sub-fund will achieve perfect tracking and the sub-fund may potentially be subject to an increase of the tracking error risk, which is the risk that sub-fund return may not track exactly the return of the index, from time to time.

**Small and mid-cap stock risk** Stocks of small and mid-size companies can be more volatile than stocks of larger companies.

Small and mid-size companies often have fewer financial resources, shorter operating histories, and less diverse business lines, and as a result can be at greater risk of bankruptcy or other long-term or permanent business setbacks. Initial public offerings (IPOs) can be highly volatile and can be hard to evaluate because of a lack of trading history and relative lack of public information.

**Style risk** Different investment styles typically go in and out of favor depending on market conditions and investor sentiment.

At any given time, for instance, a growth-style portfolio may underperform a value-style portfolio, or vice-versa, and either may at any time underperform the market as a whole.

Securities identified as undervalued may remain undervalued indefinitely, or may prove to have been fairly valued. With securities identified as offering above-average growth potential, a significant portion of the market price can be based on high expectations for future performance, and the price can fall rapidly and significantly if it begins to appear that these high expectations might not be met.

**Sustainable investment risk**

The management company considers the principal adverse impact of the investments on sustainability factors when selecting the index the performance of which is replicated.

As indicated in the relevant sub-fund description certain sub-funds are established with either (i) investment policies that seek to promote environmental and social characteristics or (ii) a reduction of carbon emissions objective. For these sub-funds the relevant investment manager excludes securities in accordance with the management company's exclusion list as described in the Responsible Investment Policy described above.

Certain sub-funds and replicated indices may have an investment universe that focuses on companies that meet specific criteria including ESG scores and relate to certain sustainable development themes and demonstrate adherence to environmental, social and corporate governance practices. Accordingly, the universe of such sub-funds and indices may be smaller than that of other sub-funds and indices. Such sub-funds and indices may (i) underperform the market as a whole if such investments underperform the market and/or (ii) underperform relative to their parent index or to the index eligible universe that do not utilize ESG criteria and/or could cause the sub-fund to sell for ESG related concerns investments that both are performing and subsequently perform well.

Exclusion or disposal of securities of issuers that do not meet certain ESG criteria from the index methodology or sub-fund's investment universe may cause the index and the sub-fund to perform differently compared to similar indices and funds that do not have such a Responsible Investment Policy or ESG component in their index methodology and that do not apply ESG screening criteria when selecting investments.

Sub-funds will vote proxies in a manner that is consistent with the relevant ESG exclusionary criteria, which may not always be consistent with maximising the short-term performance of the relevant issuer. Further information relating to Amundi's ESG voting policy may be found at [www.amundi.com](http://www.amundi.com).

The selection of assets may rely on a proprietary ESG scoring process (such as the index provider's) that relies partially or totally on third party data. Data provided by third parties may be incomplete, inaccurate or unavailable and as a result, there is a risk that the Investment Manager may incorrectly assess a security or issuer.

**Sustainability risk** An environmental, social or governance event or condition that, if it occurs, could cause an actual or a potential material negative impact on the value of an investment, including but not limited to, risks stemming from climate change, natural resource depletion, environmental degradation, human rights abuses, bribery, corruption and social and employee matters.

**Use of techniques and instruments:**

- **Securities lending risk** Loaned securities may not be returned or returned in a timely manner in the event of a default, bankruptcy or insolvency of the borrower, and rights to the collateral may be lost if the lending agent defaults. Should the borrower of securities fail to return securities lent by a sub-fund, there is a risk that the collateral received may be realised at a value lower than the value of the securities lent out, whether due to inaccurate pricing of the collateral, adverse market movements in the value of the collateral, a deterioration in the credit rating of the issuer of the collateral, or the illiquidity of the market in which the collateral is traded. As a sub-fund may reinvest the cash collateral received from borrowers. Reinvestment of the cash collateral received in connection with securities lending transactions involves risks associated with the type of investments made and the risk that the value on return of the reinvested cash collateral may decline below the amount owed to the counterparties, and may create a leverage effect which will be taken into account for the calculation of the Fund's global exposure. Delays in the return of securities on loan may restrict the ability of the sub-fund to meet delivery obligations under security sales or payment obligations arising from redemption requests. Securities lending also carries operational risks such as the non-settlement of instructions associated with securities lending. Such operational risks are managed by means of procedures, controls and systems implemented by the securities lending agent and the Management Company. The use of securities lending transactions also involves legal risks. The characterization of a transaction or a party's legal capacity to enter into it could render the financial contract unenforceable and the insolvency or bankruptcy of a counterparty could pre-empt otherwise enforceable contract rights. The use of securities lending transactions also involves operational risk, i.e. the risk of losses due to errors, service disruptions or other failures, as well as fraud, corruption, electronic crime, instability, terrorism or other irregular events in the settlement and accounting process. A sub-fund entering into securities lending transactions may also be exposed to custody risk, i.e. the risk of loss on assets held in custody in the event of a custodian's (or sub-custodian's) insolvency, negligence, fraud, poor administration or inadequate recordkeeping.

**Volatility risk** Changes in the volatility patterns of relevant markets could create sudden and/or material changes in the sub-fund's share price.

## **RISKS OF UNUSUAL MARKET CONDITIONS**

*Risks included in this section are generally not present to a material degree in normal market conditions (although they may be present to a limited degree). During unusual market conditions, however, these risks can be among the most serious.*

**Counterparty risk** An entity with which the sub-fund does business (e.g. entering into OTC derivative agreements or efficient portfolio management techniques such as repurchase or securities lending transactions) could become unwilling or unable to meet its obligations to the sub-fund.

**Default risk** The issuers of certain bonds could become unable to make payments on their bonds.

**Liquidity risk** Any security could become hard to value or to sell at a desired time and price.

Liquidity risk could affect the sub-fund's ability to repay repurchase proceeds by the deadline stated in the prospectus.

**Legal risk** The use of efficient portfolio management techniques and financial derivative instruments involves legal risks. The characterization of a transaction or a party's legal capacity to enter into it could render the financial contract unenforceable and the insolvency or bankruptcy of a counterparty could pre-empt otherwise enforceable contract rights.

**Operational risk** In any country, but especially in emerging markets, there could be losses due to errors, absence or impossibility of the assets' segregation, service disruptions or other failures, as well as fraud, corruption, electronic crime, instability, terrorism or other irregular events. Operational risks may subject the sub-fund to errors affecting valuation, pricing, accounting, tax reporting, financial reporting, and trading, among other things. Operational risks may go undetected for long periods of time, and even if they are detected it may prove impractical to recover prompt or adequate compensation from those responsible.

**Standard practices risk** Investment management practices that have worked well in normal market conditions could prove ineffective or detrimental at other times.



## GENERAL INVESTMENT POLICIES

Each sub-fund, and the SICAV itself, must comply with all applicable EU and Luxembourg laws and regulations, as well as certain circulars, technical standards and other requirements. This section presents, in synthesised form, the portfolio management requirements of the 2010 law, the main law governing the operation of a UCITS, as well as the ESMA requirements for risk monitoring and management. In case of any discrepancy the law itself (which is in French) would prevail. In the case of any detected violation of the 2010 law, the appropriate sub-fund(s) must comply with the relevant policies a priority in its securities trades and management decisions, taking due account of the interests of its shareholders. Except where noted, all percentages and restrictions apply to each sub-fund individually.

### PERMITTED SECURITIES AND TRANSACTIONS

The table below describes the types of securities and transactions that are allowable to any UCITS under the 2010 law. Most sub-funds set limits that are more restrictive in one way or another, based on their investment objectives and strategy. No sub-fund will make use of the investments described in Rows 6 and 9 except as described in "sub-fund Descriptions". A sub-fund's usage of a security or technique must be consistent with its investment policies and restrictions. A sub-fund that invests or is marketed in jurisdictions outside the EU may be subject to further requirements (not described here) from regulators in those jurisdictions. A sub-fund does not need to comply with investment limits when exercising subscription rights, so long as any violations are corrected as described above. No sub-fund can acquire assets that come with unlimited liability attached, and no sub-fund can underwrite securities of other issuers.

Except for situations of exceptionally unfavourable market conditions where a temporary breach of the 20% limit is required by the circumstances and justified having regard to the interests of the shareholders, sub-funds of the Company may hold up to 20% of their net assets in bank deposits at sight that are accessible at any time, in order to cover current or exceptional payments, or for the time necessary to reinvest in eligible assets or for a period of time strictly necessary in case of unfavourable market conditions.

Security / Transaction	Requirements	
1. Transferable securities and money market instruments	Must be listed or dealt on an official stock exchange in an eligible state, or must trade in a regulated market in an eligible state that operates regularly, is recognised, and is open to the public.	Recently issued securities must pledge to seek a listing on a stock exchange or regulated market in an eligible state and must receive it within 12 months of issue.
2. Money market instruments that do not meet the requirements in row <sup>(1)</sup>	Must be subject (either at the securities level or the issuer level) to investor protection and savings regulation and also must meet one of the following criteria: <ul style="list-style-type: none"> <li>issued or guaranteed by a central, regional or local authority or a central bank of a EU member, the European Central Bank, the European Investment Bank, the EU, an international authority to which at least one EU nation belongs, a sovereign nation, or in the case of a federation, a federal state;</li> <li>issued by an issuer or undertaking whose securities qualify under row 1 above;</li> <li>issued or guaranteed by an issuer that is subject to EU prudential supervision rules or to other prudential rules the CSSF accepts as equivalent.</li> </ul>	Can also qualify if issuer belongs to a category recognised by the CSSF, is subject to investor protections that are equivalent to those described directly at left, and meets one of the following criteria: <ul style="list-style-type: none"> <li>issued by a company with at least EUR 10 million in capital and reserves that publishes annual account;</li> <li>issued by an entity dedicated to financing a group of companies at least one of which is publicly listed;</li> <li>issued by an entity dedicated to financing securitisation vehicles that benefit from a banking liquidity line.</li> </ul>
3. Shares of UCITS or UCIs that are not linked to the SICAV	Must be authorised by an EU member or by a state that the CSSF considers to have equivalent laws and adequate cooperation between authorities. Must issue annual and semi-annual financial reports. Must be limited by constitutional documents to investing no more than 10% of assets in other UCITS or UCIs.	Must be subject either to EU regulatory supervision and investor protections for a UCITS or to equivalent of those outside the EU (especially regarding asset segregation, borrowing, lending, and uncovered sales of transferable securities and money market instruments).
4. Shares of UCITS or UCIs that are linked to the SICAV	Must meet all requirements in row 3. The UCITS/UCI cannot impose any charges for buying, switching or redeeming shares.	The prospectus of any sub-fund with substantial investments in other UCITS/UCIs must state maximum management fees for the sub-fund itself and for UCITS/ UCIs it intends to hold.
5. Shares of other sub-funds of the SICAV	Must meet all requirements in rows 3 and 4. The target sub-fund cannot invest, in turn, in the acquiring sub-fund (reciprocal ownership).	The acquiring sub-fund surrenders all voting rights in shares it acquires. The shares do not count as assets of the acquiring

<sup>1</sup> A UCITS/UCI is considered to be linked to the SICAV if both are managed or controlled by the same or affiliated management companies, or if the SICAV directly or indirectly holds more than 10% of capital or voting rights of the UCITS/UCI

	At the time of investment, the target sub-fund must not have more than 10% of its assets in any other sub-fund.	sub-fund for purposes of minimum asset thresholds. Adhering to these requirements exempts the SICAV from the requirements of the Law of 10 August 1915.
6. Real estate and commodities, including precious metals	Investment exposure is allowed only through transferable securities, derivatives, or other allowable types of investments.	The SICAV may directly purchase real estate or other tangible property that is directly necessary to its business. Ownership of precious metals or commodities, directly or through certificates, is prohibited.
7. Credit institution deposits	Must be able to be withdrawn on demand and must not have a maturity longer than 12 months.	Institutions either must be headquartered in a EU Member State or, if not, subject to EU prudential rules or to other prudential rules the CSSF accepts as equivalent.
8. Ancillary liquid assets	Bank deposits at sight that are accessible at any time	
9. Derivatives and equivalent cash-settled instruments	Underlying investments or reference indicators must be those described in rows 1, 2, 3, 4, 6 and 7, or must be indices, interest rates, forex rates or currencies. In all cases, these investments or indicators, and any investments they deliver, must be within scope for the sub-fund's non-derivative investments. Total exposure cannot exceed 100% of sub-fund assets.	OTC derivatives must meet all of the following criteria: <ul style="list-style-type: none"> <li>• be in categories approved by the CSSF;</li> <li>• have reliable daily valuations that are accurate and independent;</li> <li>• be able to be sold, liquidated or otherwise closed at fair value at any time;</li> <li>• be with counterparties that are subject to prudential supervision;</li> <li>• have risk profiles that can adequately be measured</li> <li>• counterparty risk cannot exceed 10% of the sub-fund assets when the counterparty is a credit institution or 5% with other counterparties.</li> </ul>
10. Transferable securities and money market instruments that do not meet the requirements in rows 1, 2, 6 and 7	Limited to 10% of sub-fund assets.	
11. Securities lending and borrowing, repurchase agreements and reverse repurchase agreements	The volume of transactions must not interfere with a sub-fund's pursuit of its investment policy or its ability to meet redemptions.	The cash collateral from the transactions must be invested in high-quality, short term investments. Lending or guaranteeing loans to third parties for any other purposes is prohibited.
12. Techniques and instruments for efficient portfolio management	Must relate to transferable securities or money market instruments.	This category includes derivatives. See "More about Derivatives and Techniques" below.
13. Borrowing	Except for back-to-back loans used for acquiring foreign currencies, all loans must be temporary and are limited to 10% of sub-fund's net assets.	

## DIVERSIFICATION REQUIREMENTS

To ensure diversification, a sub-fund cannot invest more than a certain amount of its assets in one body or one category of securities. For purposes of this table and the next, "body" means an individual company, except for the 20% limits in the "In aggregate" column, which are monitored at the group or consolidated level. These diversification rules do not apply during the first six months of a sub-fund's operation.

Maximum investment/exposure, as a % of sub-fund assets			
Category of securities	In any one Issuer	In aggregate	other
A. Transferable securities and money market instruments issued or guaranteed by an any nation, a public local authority within the EU, or an international body to which at least one EU member belongs.	35%	35%	A sub-fund may invest in as few as six issues if it is investing in accordance with the principle of risk spreading and meets both of the following criteria: 1. the issues are transferable securities or money market instruments issued or guaranteed a sovereign entity, a public local authority within the EU or an international body to which at least one EU member belongs; 2. the sub-fund invests no more than 30% in any one issue
B. Covered Bonds* and bonds issued before 8 July 2022 subject to certain legally defined investor protections** and issued by a credit institution domiciled in the EU.	25%		80% in bonds from all issuers or bodies in whose bonds a sub-fund has invested more than 5% of assets.
C. Any transferable securities and money market instruments other than those described in rows A and B above.	10%	20%	20% in all companies within a single issuer. 40%, in aggregate, in all issuers or bodies in which a sub-fund has invested more than 5% of its assets.
D. Credit institution deposits.	20%		
E. OTC derivatives with a counterparty that is a credit institution as defined in row 7 (previous table).	10% exposure		
F. OTC derivatives with any other counterparty.	5% exposure	10%	
G. Units of UCITS or UCIs as defined in rows 3 and 4 (previous table).	20%		If stated in the relevant "sub-fund Description this limit can be raised to 30% in UCI, and 100% in UCITS

\* Bonds that fall under the definition of covered bonds in point (1) of Article 3 of Directive (EU) 2019/2162 of the European Parliament and of the Council of 27 November 2019 on the issue of covered bonds and covered bond public supervision

\*\* Bonds must invest the proceeds from their offerings to maintain full liability coverage and to give priority to bond investor repayment in case of issuer bankruptcy

**INDEX TRACKING FUNDS**

Components	Maximum Index weighting		
	In any one Component	In one single component only	Other terms and requirements
A. Transferable securities and money market instruments as defined in rows 1 and 2 of the permitted securities and transactions table	20%	Up to 35% in exceptional circumstances such as when the security is highly dominant in the regulated market in which it trades.	
B. Units of UCITS or UCI			
C. Derivatives (OTC or dealt-in on a regulated market)			
D. Other than article 41(1) of 2010 Law eligible assets			

**Factors that may influence the ability of the sub-funds to track the performance of the indices:**

The ability of the sub-fund to track the performance of the index may be affected by the following factors:

the re-weightings of the index which is tracked by the sub-fund may generate transaction and/or trading and/or stamp duty costs; the existence of market fees; and/or due to minor valuation discrepancies that would not be such as to result in the calculation of the sub-fund's net asset value being suspended. These discrepancies may be due to some commodities being temporarily unavailable in index or to exceptional circumstances that may have caused distortions in the index weightings, including cases of suspension or temporary disruption in the listing of securities in the index.

**LIMITS TO PREVENT SIGNIFICANT INFLUENCE**

These limits, which apply at the SICAV level, are intended to prevent the SICAV from the risks that could arise for it and the issuer if the SICAV were to own a significant percentage of a given security or issuer.

Category of securities	Maximum ownership, as a % of the total value of the securities issue	
Securities carrying voting rights	Less than would allow the SICAV significant management influence	These limits can be disregarded at purchase if not calculable at that time
Non-voting securities of any one Issuer	10%	
Debt securities of any one issuer	10%	
Money market securities of any one issuer	10%	
Shares of any one UCITS or UCI	25%	

- securities described in row A (previous table)

- shares of EU funds that represent the only way a sub-fund can invest in the EU fund's home country and that comply with the applicable articles of the 2010 Law

## FEEDER FUNDS

The SICAV can create sub-funds that qualify as a master fund or a feeder fund. It can also convert existing sub-funds into feeder funds, or switch any feeder fund to a different master fund. The rules below apply to any sub-fund that is a feeder fund.

Security	Investment Requirements	Other Terms and Requirements
Units of the master fund	At least 85% of assets.	
Derivatives and ancillary liquid assets	Up to 15% of assets.	Derivatives must only be used for hedging. In measuring derivatives exposure, the sub-fund must combine its own direct exposure with the exposure created by the master fund.

The master fund and feeder fund must have the same business days, share valuation days and financial year. The cut-off times for order processing must be coordinated so that orders for shares of the feeder fund can be processed and the resulting orders for shares of the master fund can be placed before the master fund's cut-off time.

## MANAGEMENT AND MONITORING OF GLOBAL RISK EXPOSURE

The management company uses a risk-management process, approved and supervised by its board, that enables it to monitor and measure the overall risk profile of each sub-fund. Risk calculations are performed every trading day.

There are three possible risk measurement approaches, as described below. The management company chooses which approach each sub-fund will use, based on the sub-fund's investment strategy. Where a sub-fund's use of derivatives is mostly for hedging and efficient portfolio management purposes, the commitment method is usually used. Where a sub-fund may use derivatives extensively, Absolute VaR is usually used, unless the sub-fund is managed with respect to a benchmark, in which case Relative VaR is used.

The board can require a sub-fund to use an additional approach (for reference only, however, not for purposes of determining compliance), and can change the approach if it believes the current method no longer adequately expresses the sub-fund's overall market exposure.

Approach	Description
Absolute Value-at-Risk (Absolute VaR)	The sub-fund seeks to estimate the maximum loss it could experience in a month (meaning 20 trading days), and requires that 99% of the time, the sub-fund's worst outcome is no worse than a 20% decline in net asset value.
Relative Value-at-Risk (Relative VaR)	The sub-fund seeks to estimate the maximum loss it could experience beyond the estimated maximum loss of a benchmark (typically an appropriate market index or combination of indexes). The sub-fund calculates the amount that, with 99% certainty, is the limit for how much the sub-fund could underperform the benchmark over a month (20 trading days). The absolute VaR of the sub-fund cannot exceed twice that of the benchmark.
Commitment	The sub-fund calculates all derivatives exposures as if they were direct investments in the underlying positions. This allows the sub-fund to include the effects of any hedging or offsetting positions as well as positions taken for efficient portfolio management. A sub-fund using this approach must ensure that its overall market exposure from derivatives commitments does not exceed 210% of total assets (100% from direct investment, 100% from derivatives and 10% from borrowings).

Any sub-fund that uses the Absolute or Relative VaR approaches must also calculate its expected gross level of leverage, which is stated in "sub-fund Descriptions". Under certain circumstances, gross leverage might exceed this percentage. This percentage of leverage might not reflect adequately the risk profile of the sub-funds and should be read in conjunction with the investment policy and objectives of the sub-funds. Gross leverage is a measure of total derivative usage and is calculated as the sum of the notional exposure of the derivatives used, without any netting that would allow opposite positions to be considered as cancelling each other out. As the calculation neither takes into account whether a particular derivative increases or decreases investment risk, nor takes into account the varying sensitivities of the notional exposure of the derivatives to market movements, this may not be representative of the actual level of investment risk within a sub-fund. The mix of derivatives and the purposes of any derivative's use may vary with market conditions.

For purposes of compliance and risk monitoring, any derivatives embedded in transferable securities or money market instrument count as derivatives, and any exposure to transferable securities or money market instruments gained through derivatives (except for index-based derivatives) counts as investment in those securities or instruments.

Derivatives contracts carry significant counterparty risk. Although the sub-funds use various techniques to mitigate exposure to counterparty risk, this risk is still present and could affect investment results. Counterparties used by the SICAV are identified in the annual report.

**Replication Methods for passively managed sub-fund**

Form of replication	Method of Replication	Diversification (Index and Portfolio)	Additional information	
Indirect Replication	Unfunded	<p>In order to gain exposure to the index performance, the sub-fund exchanges through a TRS the performance of the portfolio against payment by the swap counterparty of the performance of the Index. In such a case, it is intended that the sub-fund's portfolio will be invested mainly in :</p> <p>equities and equity linked instruments, money market instruments and money market funds, for equity sub-funds; and negotiable debt instruments, convertible bonds, and money market funds, for the other sub-funds.</p> <p>The swaps' notional amount is usually adjusted on a daily basis but will be adjusted a minima when subscriptions and redemptions are received by the sub-fund.</p> <p>The principal amount of the sub-fund's assets that will be subject to the total return swap will represent under normal circumstances 100% of the sub-fund's net asset value and 100% as a maximum.</p> <p>The basket held by the sub-fund may be adjusted daily such that its value will generally be at least 100% of the sub-fund's net assets. When necessary, this adjustment will be made to ensure that the market value of the OTC swap contract mentioned above is less than or close to zero, which will limit the counterparty risk arising from the OTC swap.</p>	<p>The counterparty to the OTC swap is a first class financial institution that specialises in that type of transaction. Such counterparty will not assume any discretion over the composition of the sub-fund's portfolio or over the underlying of the financial derivatives instruments.</p> <p>Unless otherwise mentioned in the "sub-fund Description", the use of swap will not involve leverage.</p> <p>The NAV of the sub-fund will increase (or decrease) according to the valuation of the OTC swap.</p> <p>Adjustments of the OTC swap contract's nominal in the event of eventual subscriptions and redemptions will be performed based on the "mark to market" valuation method.</p> <p>The valuation of the OTC swap agreements will be provided by the counterparty but the management company will make its own independent valuation thereof.</p> <p>The valuation of the OTC swap agreements will be checked by the auditor of the SICAV during their annual audit mission.</p> <p>Despite all measures taken by the SICAV to reach its replication objective, these measures are subject to independent risk factors, including but not limited to, changes in the fiscal or commercial regulations. No guarantee whatsoever may be offered to the investor in this regard.</p>	<p>Information on the updated composition of the basket of assets held in the sub-fund and the counterparty risk resulting from the swap is available on the page dedicated to the sub-fund on Amundi ETF's website at <a href="http://amundiETF.com">amundiETF.com</a>.</p> <p>The frequency of any updates and/or the date on which the information above is updated is also set out on the same page of the above mentioned website.</p> <p>The sub-fund will not enter into any securities lending transactions.</p>

Direct Replication	Full	<p>The sub-fund may carry out its investment objective by investing in a portfolio of transferable securities or other eligible assets that will typically comprise the constituents composing the financial index as set out in the "Sub-Fund Description" and in a proportion extremely close to their proportion in the index. The management reserves the right to not invest (i) in securities comprised in the index where their weighting would be too small or (ii) if buying or detaining such constituent would be detrimental to the performance of the sub-fund or (iii) or, if stated in the relevant "Sub-Fund Description, in securities of companies involved in the production or sale of the following controversial weapons : anti-personnel mines and cluster bombs as well as chemical, biological and depleted uranium weapons, (iv) or, if stated in the relevant "Sub-Fund Description, in securities of companies involved in the production or sale of the following controversial weapons : anti-personnel mines and cluster bombs as well as chemical, biological and depleted uranium weapons, in securities of companies in breach of international conventions on Human or Labor Rights or that violate, repeatedly and seriously, one or more of the ten principles of the Global Compact*, in securities of companies involved in Tobacco production or distribution or of companies with significant exposure to Thermal coal or of companies with significant exposure to nuclear weapons or unconventional oil &amp; gas.</p> <p>*United Nations Global Compact (UN Global Compact): "A call to companies to align strategies and operations with universal principles on human rights, labour, environment and anti-corruption, and take actions that advance societal goals."</p> <p>The exclusion of these securities is based on Amundi's methodology as described in Section "Overview of the Responsible Investment Policy".</p>	<p>The sub-fund may also engage in transactions as financial derivative instruments ("FDI") mainly for achieving the objectives under (i) and (ii) below, including futures transactions, FX swap, forward contracts, non-deliverable forwards, spot foreign exchange transactions, to:</p> <ul style="list-style-type: none"> <li>i. reduce the level of tracking errors; or</li> <li>ii. optimise its cash management; or</li> <li>iii. reduce transaction costs or allowing exposure in the case of illiquid securities or securities which are unavailable for market or regulatory reasons; or</li> <li>iv. assist in achieving its investment objective and dealing with some local market specificities (market access, liquidity, local tax) and for reasons such as generating efficiencies in gaining exposure to the constituents of the financial index or to the financial index itself; or</li> <li>v. hedging against foreign exchange rate risk.</li> </ul>	<p>The sub-fund may employ techniques and instruments relating to transferable securities and money market instruments, such as securities lending or borrowing, provided that such techniques and instruments are used for the purposes of efficient portfolio management, in accordance with the "Sub-Fund Description".</p> <p>The use of such techniques and instruments should not result in a change of the declared investment objective of any sub-fund or substantially increase the stated risk profile of the sub-fund.</p> <p>In order to limit the exposure of a sub-fund to the risk of default of the counterparty under a repurchase agreement, the sub-fund will receive cash or other assets as collateral.</p> <p>Each sub-fund's maximum and expected proportions of the sub-fund's assets that can be subject to securities lending or borrowing transactions under normal circumstances is defined in the table "USE OF SECURITIES FINANCING TRANSACTIONS AND TOTAL RETURN SWAPS" for each sub-fund.</p>
--------------------	------	--	---	--

Direct Replication	Sampling	<p>In order to optimize Direct Replication method and to reduce the costs of investing directly in all constituents of the financial index, a sub-fund may decide to use a "sampling" technique that consists in investing in a selection of representative constituent of financial index as set out in the relevant "sub-fund Description".</p> <p>A sub-fund may invest in a selection of transferable securities representative of the financial index as set out in its considered "sub-fund Description" in proportions that do not reflect their weight within the financial index as set out in its considered "sub-fund Description", and as the case may be invest in securities that are not constituents of the financial index.</p> <p>If stated in the relevant "Sub-Fund Description", a Sub-Fund may not invest (i) in securities of companies involved in the production or sale of the following controversial weapons : anti-personnel mines and cluster bombs as well as chemical, biological and depleted uranium weapons. (ii), in securities of companies in breach of international conventions on Human or Labor Rights or that violate, repeatedly and seriously, one or more of the ten principles of the Global Compact*, in securities of companies involved in Tobacco production or distribution, or of companies with significant exposure to Thermal coal or of companies with significant exposure to nuclear weapons or unconventional oil &amp; gas. The exclusion of these securities is based on Amundi's methodology.</p> <p>*United Nations Global Compact (UN Global Compact): "A call to companies to align strategies and operations with universal principles on human rights, labour, environment and anti-corruption, and take actions that advance societal goals."</p> <p>The exclusion of these securities is based on Amundi's methodology as described in Section "Overview of the Responsible Investment Policy".</p>		
--------------------	----------	---	--	--



## MORE ABOUT DERIVATIVES AND TECHNIQUES

### TYPES OF DERIVATIVES THE SUB-FUNDS MAY USE

A derivative is a financial contract whose value depends on the performance of one or more reference assets (such as a security or basket of securities, an index or an interest rate). Although the sub-funds specific investment policy does not rule out the use of any type of derivative, the following types currently make up the most common derivatives used by the sub-funds:

*Core Derivatives — may be used by any sub-fund, consistent with its investment policy*

- financial futures
- options, such as options on equities, interest rates, indices, bonds, currencies,
- commodity indices warrants,
- forwards, such as foreign exchange contracts
- swaps (contracts where two parties exchange the returns from two different assets, indices, or baskets of the same), such as foreign exchange, interest rate, but NOT including total return swaps, credit default swaps, commodity index swaps, volatility or variance swaps.

*Additional Derivatives — any intent to use will be disclosed in "Sub-Fund Descriptions"*

Total return swaps (contracts where one party transfers to another party the total performance of a reference assets, including all interest, fee income, market gains or losses, and credit losses). Total return swaps entered into by the sub-funds are in the form of unfunded swaps. An unfunded swap is a swap where no upfront payment is made by the total return receiver at inception. A funded swap is a swap where the total return receiver pays an upfront amount in return for the total return of the reference asset. Funded swaps tend to be costlier due to the upfront payment requirement.

credit derivatives, such as credit default swaps (contracts where a bankruptcy, default, or other "credit event" triggers a payment from one party to the other).

- TBA derivatives (forward contracts on a generic pool of mortgages. Overall characteristics of this pool is specified) but the exact securities to be delivered to the buyer are determined 2 days before delivery, rather than at the time of the original trade)
- structured financial derivatives, such as credit-linked and equity-linked securities.
- contracts for difference (contracts whose value is based on the difference between two reference measurements) such as a basket of securities.

Futures are generally exchange-traded. All other types of derivatives are generally OTC. For any index-linked derivatives, the index provider determines the rebalancing frequency.

### PURPOSES OF DERIVATIVES USE

Consistent with its investment policy, a sub-fund may use derivatives for hedging against various types of risk, for efficient portfolio management or to gain exposure to certain investments or markets.

**Currency hedging** A sub-fund may engage in direct hedging (taking a position in a given currency that is in the opposite direction from the position created by other portfolio investments) and in cross-hedging (reducing the effective exposure to one currency while increasing the effective exposure to another).

Currency hedging can be done at the sub-fund level and at the share class level (for share classes that are hedged to a different currency than the sub-fund's base currency or to a different currency than the currency exposure(s) of the relevant sub-fund portfolio).

When a sub-fund holds assets that are denominated in multiple currencies, there is a greater risk that currency fluctuations will in practice not be fully hedged.

**Interest rate hedging** For interest rate hedging, the sub-funds typically use interest rate futures, interest rate swaps, writing call options on interest rates or buying put options on interest rates.

**Credit risk hedging** A sub-fund can use credit default swaps to hedge the credit risk of its assets. This includes hedges against the risks of specific assets or issuers as well as hedges against securities or issuers to which the sub-fund is not directly exposed.

**Duration hedging** seeks to reduce the exposure to interest rates parallel shifts along the curves. Such hedging can be done at the sub-fund level.

**Efficient portfolio management** The sub-funds can use any allowable derivative for efficient portfolio management. Efficient portfolio management includes cost reduction, cash management, the orderly maintenance of liquidity and related practices (for instance, maintaining 100% investment exposure while also keeping a portion of assets liquid to handle redemptions of shares and the buying and selling of investments). Efficient portfolio management does not include any activities that create leverage at the overall portfolio level.

**Gaining exposure** The sub-funds can use any allowable derivative as a substitute for direct investment, that is, to gain investment exposure to any security, market, index, rate, or instrument that is consistent with the sub-fund's investment objective and policy. This exposure may exceed the one that would be obtained through direct investment in that position (leverage effect).

A sub-fund can also sell a credit default swap as a way of gaining a specific credit exposure. Selling a credit default swap could generate large losses if the issuer or security on which the swap is based experiences a bankruptcy, default or other "credit event".

## **TECHNIQUES AND INSTRUMENTS ON SECURITIES FINANCING TRANSACTIONS**

Consistent with its investment policy each sub-fund may use the techniques and instruments on securities Financing Transactions described in this section. Each sub-fund must ensure that it is able at all times to meet its redemption obligations towards shareholders and its delivery obligations toward counterparties.

No sub-fund may sell, pledge, or give as security any securities received through these contracts.

### **Securities lending and borrowing**

In securities lending and borrowing transactions, a lender transfers securities or instruments to a borrower, subject to a commitment that the borrower will return equivalent securities or instruments on a future date or when requested by the lender. Through such transactions, a sub-fund may lend securities or instruments with any counterparty that is subject to prudential supervision rules considered by the CSSF as equivalent to those prescribed by EU law.

A sub-fund may lend portfolio securities either directly or through one of the following:

- a standardised lending system organised by a recognised clearing institution;
- a lending system organised by a financial institution that specializes in this type of transaction.

The borrower must provide a guarantee (in the form of collateral) that extends throughout the loan period and is at least equal to the global valuation of the securities lent, plus the value of any haircut considered appropriate in light of the collateral quality.

Each sub-fund may borrow securities only in exceptional circumstances, such as:

- when securities that have been lent are not returned on time;
- when, for an external reason, the sub-fund could not deliver securities when obligated to

### **Reverse repurchase and repurchase agreement transactions**

Under these transactions, the sub-fund respectively buys or sells securities and has either the commitment right or the obligation to sell back or buy back (respectively) the securities at a later date and a specific price. A sub-fund may enter into repurchase agreements only with counterparties that are subject to prudential supervision rules considered by the CSSF as equivalent to those prescribed by EU law.

The securities and counterparties allowed for these operations must comply with CSSF circular 08/356 and CSSF circular 13/559 and CSSF circular 14/592.

## **MANAGEMENT OF COLLATERAL FOR OTC DERIVATIVE TRANSACTIONS AND TECHNIQUES AND INSTRUMENTS ON SECURITIES FINANCING TRANSACTIONS**

When a sub-fund enters into OTC Derivative transactions including Total Return Swaps and techniques and instruments on securities Financing Transactions, all collateral used to reduce counterparty risk exposure should comply with the ESMA guidelines 2014/937 and CSSF Circular 14/592.

### **Acceptable Collateral**

As part of OTC Derivative transactions (including Total Return Swaps) and temporary purchases and sales of securities, the sub-fund may receive securities and cash as a guarantee (collateral).

Any collateral received other than cash should be of high quality, highly liquid and traded on a regulated market or multilateral trading facility with transparent pricing in order that it can be sold quickly at a price that is close to pre-sale valuation.

It should be sufficiently diversified in terms of country, markets, issue and issuers and shall not entail on an aggregate basis an exposure to a given issuer for more than 20 % of its Net Asset Value.

Securities received as collateral, in compliance with and as listed in the CSSF Circular 08/356, must adhere to the criteria defined by the management company. They must be:

- liquid;
  - transferable at any time;
  - diversified in compliance with the Fund's eligibility, exposure and diversification rules;
  - issued by an issuer that is not an entity of the counterparty or its group and it is expected not to display a high correlation of the performance of the counterparty.
- For bonds, securities will also be issued by high-quality issuers located in the OECD whose minimum rating may be AAA to BBB- on Standard & Poor's rating scale or with a rating deemed equivalent by the management company. Bonds must have a maximum maturity of 50 years.

Cash collateral received should only be (i) placed on deposit with entities prescribed in Article 41 1) (f) of the 2010 Law, (ii) invested in high-quality government bonds, (iii) used for the purpose of reverse repo transactions provided the transactions are with credit institutions subject to prudential supervision and the concerned Sub-Fund is able to recall at any time the full amount of cash on accrued basis, (iv) invested in short-term money market funds as defined in the Guidelines on a Common Definition of European Money Market Funds.

These criteria are detailed in a Risks policy which can be viewed on the website at [www.amundi.com](http://www.amundi.com) and may be subject to change, especially in the event of exceptional market circumstances.

All assets received as collateral should comply with the ESMA guidelines 2012/832 as to liquidity, valuation, issuer credit quality, correlation and diversification with a maximum exposure to a given issuer of 20% of the net assets.

The assets received as collateral are held in custody by the Depository.

### **Valuation of collateral:**

Collateral received is valued daily at the market price (mark-to-market method). Haircuts may be applied to the collateral received (which depends on the type and sub-types of collaterals), taking into account credit quality, price volatility and any stress-test results. Haircuts on debt securities are namely based on the type of issuer and the duration of these securities. Higher haircuts are used for equities.

Margin calls are made daily, unless stipulated otherwise in a master agreement covering these transactions if it has been agreed with the counterparty to apply a trigger threshold.

The collateral policy of the SICAV is made available to investor on the website at [www.amundi.com](http://www.amundi.com).

### **Reinvestment of assets provided as guarantee**

Any cash provided as a guarantee can only be reinvested in compliance with CSSF circular 08/356.

Any other assets provided as a guarantee will not be re-used.

## **Operational costs**

The net revenues (that represent the gross revenues minus the direct and indirect operational costs and fees) achieved from techniques and instruments on securities financing transactions remain with the relevant sub-fund. Direct and indirect operational costs and fees may be deducted from the gross revenues delivered to the sub-fund. These costs represent 35% of the gross revenues and are paid to Amundi Intermediation for its role as securities' lending agent. Out of the 35% it receives, Amundi Intermediation, covers its own fees and costs and shall pay any relevant indirect fee and cost (including 5% to CACEIS acting as collateral agent). Such direct fees and costs are determined in accordance with market practice and consistent with the current market levels. The remaining 65% of the gross revenue goes to the Fund.

As of the prospectus date, Amundi Intermediation acts as Securities Lending Agent. It is in charge of counterparty selection and best execution. The Custodian, Caceis Bank, Luxembourg Branch, acts as collateral manager and performs the settlement of securities lending transaction. Both Amundi Intermediation and Caceis Bank, Luxembourg Branch are related parties to the Management Company, Amundi Luxembourg S.A. Such transactions may be executed with related parties, belonging to Credit Agricole Group such as Crédit Agricole CIB and CACEIS. The counterparties with whom securities lending transactions are entered will be detailed in the annual report of the SICAV.

## **SUMMARY DESCRIPTION OF THE PROCESS FOR SELECTING INTERMEDIARIES**

A rigorous selection process is applied for brokers and financial intermediaries.

The selection :

- only concerns financial institutions of OECD countries whose minimum rating ranges between AAA to BBB- by Standard and Poor's, at the moment of transaction's, or considered to be equivalent by the Management Company according its own criteria and.
- is made from among reputable financial intermediaries on the basis of multiple criteria related to the provision of research services (fundamental financial analysis, company information, value added by partners, solid basis for recommendations, etc.) or execution services (access to market information, transaction costs, execution prices, good transaction settlement practices, etc.).

In addition, each of the counterparties retained will be analysed using the criteria of the Risk Department, such as country, financial stability, rating, exposure, type of activity, past performance, etc.

The selection procedure, implemented annually, involves the different parties of the front office and support departments. The brokers and financial intermediaries selected through this procedure will be monitored regularly in accordance with the Execution Policy of the Management Company.

Regarding the counterparties selection for the TRS of the sub-funds using an indirect replication method, a comprehensive Request For Proposal ("RFP") was issued for the equity index sub-funds on a one hand and for the fixed-income index sub-funds on the other hand. A counterparty has been selected for providing the total return swap and market making for each range of sub-funds. At the date of this Prospectus, for equity index sub-funds, BNP Paribas SA or any other company of the BNP Paribas SA group has been selected, whereas Société Générale Corporate and Investment Banking or any other company in the Société Générale group as counterparties or intermediaries has been chosen for bond index sub-funds.

## USE OF SECURITIES FINANCING TRANSACTIONS AND TOTAL RETURN SWAPS

The sub-funds will not use buy-sell back transactions or sell-buy back transactions, repurchase agreements or reverse repurchase agreements, securities borrowing and margin lending transactions in the meaning of Regulation (EU) 2015/2365 of the European Parliament and of the Council of 25 November 2015 on transparency of securities financing transactions and of reuse (SFTR).

As precised in the below table, the sub-funds use securities financing transactions and total return swaps on continuous basis and/or temporary basis.

The sub-funds applying an indirect replication will use TRS in order to gain exposure to the index performance.

The sub-funds applying a direct replication may enter into securities lending in order to generate additional income. By way of illustration in reference to the table below, the use of techniques and instruments on securities financing transactions by any sub-fund may be guided by market circumstances or specific opportunities which are less predictable. Estimate percentages are therefore absent in limited cases or, when present, are more likely to fluctuate over time.

Sub-funds that enter into securities lending may likely be affected by strong variations in context of market opportunities. The volume of use of this technique with a view to optimizing revenues is likely to be impacted by the expected return in consideration of market appetite. During periods of high demand (e.g. borrower demand to borrow stocks from the underlying market), the proportion of the sub-fund's net assets subject to securities lending transactions may approach the maximum percentage, while there may also be periods in which there is little or no demand from the market to borrow the underlying securities, in which case this proportion could be 0%. Furthermore, sub-funds may be also affected by on-going adaptation of the market against new regulatory framework implementation. Maximum of use of securities lending will not be above 45%, such maxima are determined by management constraints.

Also and subject to the above, a sub-fund that indicates a continuous use of a given technique or instrument, is generally considering them as part of a permanent program and/or as a component of the deployed management process and will have estimates less likely to fluctuate (although at times the sub-funds may not have any outstanding trades in its books).

## SUB-FUNDS IN DIRECT REPLICATION

SUB-FUNDS	Sec Lend - expected (%)	Sec Lend - Max (%)	Sec Lend - Condition of use (if applicable)	TRS - expected (%)	TRS - Max (%)	TRS - Condition of use (if applicable)
AMUNDI CAC 40 ESG	0	45	Temporary	0	0	-
AMUNDI CHINA CNY BONDS	15	45	Temporary	0	0	-
AMUNDI DAX	15	45	Temporary	0	0	-
AMUNDI DAX 50 ESG	0	25	Temporary	0	0	-
AMUNDI DIVDAX	15	45	Temporary	0	0	-
AMUNDI DJ SWITZERLAND TITANS 30	15	45	Temporary	0	0	-
AMUNDI EUR CORPORATE BOND	4	45	Temporary	0	0	-
AMUNDI EUR CORPORATE BOND 1-5Y ESG	0	45	Temporary	0	0	-
AMUNDI EUR FLOATING RATE CORPORATE BOND ESG	0	45	Temporary	0	0	-
AMUNDI EUR SHORT TERM HIGH YIELD CORPORATE BOND ESG	0	45	Temporary	0	0	-
AMUNDI EURO CORP 0-1Y ESG	0	45	Temporary	0	0	-
AMUNDI EURO GOVERNMENT BOND 25+Y	20	45	Temporary	0	0	-
AMUNDI EURO GOVERNMENT TILTED GREEN BOND	0	45	Temporary	0	0	-
AMUNDI EURO HIGH YIELD BOND ESG	0	45	Temporary	0	0	-
AMUNDI EURO STOXX 50	20	25	Temporary	0	0	-
AMUNDI EURO STOXX SELECT DIVIDEND30	20	45	Temporary	0	0	-
AMUNDI F.A.Z. 100	15	45	Temporary	0	0	-
AMUNDI GLOBAL AGG SRI	0	45	Temporary	0	0	-
AMUNDI GLOBAL AGG SRI 1-5	0	45	Temporary	0	0	-
AMUNDI GLOBAL BIOENERGY ESG SCREENED	0	45	Temporary	0	0	-
AMUNDI GLOBAL CORP SRI 1-5Y	0	45	Temporary	0	0	-
AMUNDI GLOBAL CORPORATE IG	10	10	Temporary	0	0	-
AMUNDI GLOBAL EMERGING BOND MARKET IBOXX	40	45	Temporary	0	0	-
AMUNDI GLOBAL HIGH YIELD CORPORATE BOND ESG	20	45	Temporary	0	0	-
AMUNDI GLOBAL INFLATION-LINKED BOND SELECT	0	45	Temporary	0	0	-
AMUNDI GOVT BOND HIGHEST RATED EURO INVESTMENT GRADE	10	45	Temporary	0	0	-
AMUNDI GOVT BOND LOWEST RATED EURO INVESTMENT GRADE	10	45	Temporary	0	0	-
AMUNDI GOVT BOND LOWEST RATED EURO INVESTMENT GRADE 1-3	10	45	Temporary	0	0	-
AMUNDI ICPR EURO CORP CLIMATE PARIS ALIGNED PAB	0	45	Temporary	0	0	-
AMUNDI INDEX EQUITY GLOBAL MULTI SMART ALLOCATION SCIENTIFIC BETA	10	45	Temporary	0	0	-
AMUNDI INDEX BREAK-EVEN INFLATION USD 10Y	41	45	Temporary	0	0	-
AMUNDI INDEX EURO AGG SRI	0	45	Temporary	0	0	-
AMUNDI INDEX EURO CORPORATE SRI	0	45	Temporary	0	0	-
AMUNDI INDEX EURO CORPORATE SRI 0-3 Y	0	45	Temporary	0	0	-
AMUNDI INDEX FTSE EPRA NAREIT GLOBAL	25	45	Temporary	0	0	-
AMUNDI INDEX GLOBAL AGG 500M	30	45	Temporary	0	0	-
AMUNDI INDEX J.P. MORGAN EMU GOVIES IG	40	45	Temporary	0	0	-
AMUNDI INDEX J.P. MORGAN GBI GLOBAL GOVIES	6	45	Temporary	0	0	-
AMUNDI INDEX MSCI EM ASIA SRI PAB	0	45	Temporary	0	0	-
AMUNDI INDEX MSCI EMERGING ESG BROAD CTB	0	45	Temporary	0	0	-
AMUNDI INDEX MSCI EMERGING MARKETS	2	45	Temporary	0	0	-
AMUNDI INDEX MSCI EMERGING MARKETS SRI PAB	0	45	Temporary	0	0	-
AMUNDI INDEX MSCI EMU SRI PAB	0	25	Temporary	0	0	-
AMUNDI INDEX MSCI EUROPE	14	45	Temporary	0	0	-
AMUNDI INDEX MSCI EUROPE ESG BROAD CTB	0	45	Temporary	0	0	-
AMUNDI INDEX MSCI EUROPE SRI PAB	0	45	Temporary	0	0	-
AMUNDI INDEX MSCI JAPAN SRI PAB	0	45	Temporary	0	0	-
AMUNDI INDEX MSCI NORTH AMERICA ESG BROAD CTB	0	45	Temporary	0	0	-
AMUNDI INDEX MSCI PACIFIC EX JAPAN SRI PAB	0	45	Temporary	0	0	-
AMUNDI INDEX MSCI USA SRI PAB	0	45	Temporary	0	0	-
AMUNDI INDEX MSCI WORLD	10	45	Temporary	0	0	-
AMUNDI INDEX MSCI WORLD SRI PAB	0	45	Temporary	0	0	-
AMUNDI INDEX US CORP SRI	0	45	Temporary	0	0	-
AMUNDI INDEX US GOV INFLATION-LINKED BOND	0	45	Temporary	0	0	-
AMUNDI ITALY BTP GOVERNMENT BOND 1-3Y	20	45	Temporary	0	0	-

AMUNDI ITALY BTP GOVERNMENT BOND 10Y	20	45	Temporary	0	0	-
AMUNDI ITALY MIB ESG	0	25	Temporary	0	0	-
AMUNDI MDAX ESG	15	45	Temporary	0	0	-
AMUNDI MSCI AC FAR EAST EX JAPAN ESG LEADERS SELECT	0	35	Temporary	0	0	-
AMUNDI MSCI CHINA ESG LEADERS SELECT	0	45	Temporary	0	0	-
AMUNDI MSCI CHINA TECH ESG SCREENED	0	45	Temporary	0	0	-
AMUNDI MSCI EMERGING ESG LEADERS	0	45	Temporary	0	0	-
AMUNDI MSCI EMERGING EX CHINA ESG LEADERS SELECT	0	45	Temporary	0	0	-
AMUNDI MSCI EMU CLIMATE NET ZERO AMBITION PAB	15	25	Temporary	0	0	-
AMUNDI MSCI EMU ESG BROAD NET ZERO CLIMATE CTB	0	25	Temporary	0	0	-
AMUNDI MSCI EMU ESG LEADERS SELECT	0	25	Temporary	0	0	-
AMUNDI MSCI EMU ESG UNIVERSAL SELECT	0	25	Temporary	0	0	-
AMUNDI MSCI EUROPE CLIMATE PARIS ALIGNED PAB	0	45	Temporary	0	0	-
AMUNDI MSCI EUROPE CLIMATE TRANSITION CTB	0	45	Temporary	0	0	-
AMUNDI MSCI EUROPE ESG LEADERS SELECT	0	45	Temporary	0	0	-
AMUNDI MSCI EUROPE ESG UNIVERSAL SELECT	0	45	Temporary	0	0	-
AMUNDI MSCI EUROPE EX SWITZERLAND ESG LEADERS	0	45	Temporary	0	0	-
AMUNDI MSCI EUROPE SMALL CAP ESG CLIMATE NET ZERO AMBITION CTB	0	45	Temporary	0	0	-
AMUNDI MSCI JAPAN ESG CLIMATE NET ZERO AMBITION CTB	0	45	Temporary	0	0	-
AMUNDI MSCI PACIFIC ESG CLIMATE NET ZERO AMBITION CTB	0	45	Temporary	0	0	-
AMUNDI MSCI ROBOTICS & AI ESG SCREENED	15	45	Temporary	0	0	-
AMUNDI MSCI UK IMI SRI PAB	0	45	Temporary	0	0	-
AMUNDI MSCI USA ESG LEADERS SELECT	0	45	Temporary	0	0	-
AMUNDI MSCI USA ESG UNIVERSAL SELECT	0	45	Temporary	0	0	-
AMUNDI MSCI WORLD CLIMATE PARIS ALIGNED PAB	0	45	Temporary	0	0	-
AMUNDI MSCI WORLD CLIMATE TRANSITION CTB	0	45	Temporary	0	0	-
AMUNDI MSCI WORLD ESG LEADERS SELECT	0	45	Temporary	0	0	-
AMUNDI MSCI WORLD ESG UNIVERSAL SELECT	0	45	Temporary	0	0	-
AMUNDI NYSE ARCA GOLD BUGS	15	45	Temporary	0	0	-
AMUNDI PRIME EMERGING MARKETS	2	45	Temporary	0	0	-
AMUNDI PRIME EURO GOV BONDS 0-1Y	0	45	Temporary	0	0	-
AMUNDI PRIME EURO GOVIES	27	45	Temporary	0	0	-
AMUNDI PRIME EUROPE	14	45	Temporary	0	0	-
AMUNDI PRIME EUROZONE	20	25	Temporary	0	0	-
AMUNDI PRIME GLOBAL	15	45	Temporary	0	0	-
AMUNDI PRIME GLOBAL GOVIES	15	45	Temporary	0	0	-
AMUNDI PRIME JAPAN	10	45	Temporary	0	0	-
AMUNDI PRIME UK MID AND SMALL CAP	7	45	Temporary	0	0	-
AMUNDI PRIME US CORPORATES	20	45	Temporary	0	0	-
AMUNDI PRIME US TREASURY	22	45	Temporary	0	0	-
AMUNDI PRIME USA	16	45	Temporary	0	0	-
AMUNDI S&P 500 ESG	0	45	Temporary	0	0	-
AMUNDI SDAX	15	45	Temporary	0	0	-
AMUNDI STOXX EUROPE 600	0	45	Temporary	0	0	-
Amundi Stoxx Europe 600 ESG	0	45	Temporary	0	0	-
AMUNDI US AGG SRI	0	45	Temporary	0	0	-
AMUNDI US TREASURY BOND 0-1Y	0	45	Temporary	0	0	-
AMUNDI USD CORPORATE BOND 0-3Y SRI	0	45	Temporary	0	0	-
AMUNDI USD FLOATING RATE CORPORATE BOND ESG	0	45	Temporary	0	0	-

**SUB-FUNDS IN INDIRECT REPLICATION**

SUB-FUNDS	Sec Lend - expected (%)	Sec Lend - Max (%)	Sec Lend - Condition of use (if applicable)	TRS - expected (%)	TRS - Max (%)	TRS - Condition of use (if applicable)
AMUNDI FTSE EPRA EUROPE REAL ESTATE	0	0	-	100	100	Continuous
AMUNDI GERMAN BUND DAILY (-1X) INVERSE	0	0	-	100	100	Continuous
AMUNDI GLOBAL INFRASTRUCTURE	0	0	-	100	100	Continuous
AMUNDI JAPAN TOPIX	0	0	-	100	100	Continuous
AMUNDI JPX-NIKKEI 400	0	0	-	100	100	Continuous
AMUNDI MSCI BRAZIL	0	0	-	100	100	Continuous
AMUNDI MSCI CHINA A II	0	0	-	100	100	Continuous
AMUNDI MSCI EM ASIA	0	0	-	100	100	Continuous
AMUNDI MSCI EM LATIN AMERICA	0	0	-	100	100	Continuous
AMUNDI MSCI EMERGING MARKETS	0	0	-	100	100	Continuous
AMUNDI MSCI EUROPE GROWTH	0	0	-	100	100	Continuous
AMUNDI MSCI EUROPE HIGH DIVIDEND FACTOR	0	0	-	100	100	Continuous
AMUNDI MSCI EUROPE MINIMUM VOLATILITY FACTOR	0	0	-	100	100	Continuous
AMUNDI MSCI EUROPE MOMENTUM FACTOR	0	0	-	100	100	Continuous
AMUNDI MSCI EUROPE QUALITY FACTOR	0	0	-	100	100	Continuous
AMUNDI MSCI EUROPE VALUE FACTOR	0	0	-	100	100	Continuous
AMUNDI MSCI INDIA	0	0	-	100	100	Continuous
AMUNDI MSCI NORDIC	0	0	-	100	100	Continuous
AMUNDI MSCI SWITZERLAND	0	0	-	100	100	Continuous
AMUNDI MSCI USA MINIMUM VOLATILITY FACTOR	0	0	-	100	100	Continuous
AMUNDI MSCI WORLD	0	0	-	100	100	Continuous
AMUNDI MSCI WORLD EX EUROPE	0	0	-	100	100	Continuous
AMUNDI MSCI WORLD FINANCIALS	0	0	-	100	100	Continuous
AMUNDI MSCI WORLD III	0	0	-	100	100	Continuous
AMUNDI NASDAQ-100	0	0	-	100	100	Continuous
AMUNDI PEA DOW JONES INDUSTRIAL AVERAGE	0	0	-	100	100	Continuous
AMUNDI PEA MSCI USA ESG LEADERS	0	0	-	100	100	Continuous
AMUNDI RUSSELL 2000	0	0	-	100	100	Continuous
AMUNDI S&P 500	0	0	-	100	100	Continuous
AMUNDI S&P 500 BUYBACK	0	0	-	100	100	Continuous
AMUNDI S&P GLOBAL LUXURY	0	0	-	100	100	Continuous
AMUNDI SHORTDAX DAILY (-1X) INVERSE	0	0	-	100	100	Continuous
AMUNDI SMART CITY	0	0	-	100	100	Continuous
AMUNDI SMART FACTORY	0	0	-	100	100	Continuous

# BENCHMARK REGULATIONS

The Indices listed below are at the date of the prospectus provided by benchmark administrators who are availing of the transitional arrangements afforded under Regulation (EU) 2016/1011 of the European Parliament and of the Council of 8 June 2016 on indices used as benchmarks in financial instruments and financial contracts or to measure the performance of investment funds (the "Benchmark Regulation") and accordingly do not appear on the register of administrators and benchmarks maintained by ESMA pursuant to article 36 of the Benchmark Regulation.

Benchmark administrator	Benchmark administrator legal name	Index	Sub-Fund
FTSE	FTSE INTERNATIONAL LIMITED ("FTSE")	FTSE Eurozone Highest-Rated Government Bond Index	AMUNDI GOVT BOND HIGHEST RATED EURO INVESTMENT GRADE
FTSE	FTSE INTERNATIONAL LIMITED ("FTSE")	FTSE Eurozone Lowest-Rated Government Bond IG Index	AMUNDI GOVT BOND LOWEST RATED EURO INVESTMENT GRADE
FTSE	FTSE INTERNATIONAL LIMITED ("FTSE")	FTSE Eurozone Italy Government 1-3Y (Mid Price) Index	AMUNDI ITALY BTP GOVERNMENT BOND 1-3Y
FTSE	FTSE INTERNATIONAL LIMITED ("FTSE")	FTSE EPRA/NAREIT Developed Europe	AMUNDI FTSE EPRA EUROPE REAL ESTATE
FTSE	FTSE INTERNATIONAL LIMITED ("FTSE")	FTSE Eurozone Target Maturity Government Bond Italy (Mid Price) Index	AMUNDI ITALY BTP GOVERNMENT BOND 10Y
FTSE	FTSE INTERNATIONAL LIMITED ("FTSE")	FTSE EPRA/NAREIT Developed Index	AMUNDI INDEX FTSE EPRA NAREIT GLOBAL
FTSE	FTSE INTERNATIONAL LIMITED ("FTSE")	FTSE Eurozone Lowest-Rated Government Bond IG 1-3Y Index	AMUNDI GOVT BOND LOWEST RATED EURO INVESTMENT GRADE 1-3
MSCI	MSCI Limited	MSCI EMU ESG Broad CTB Select	AMUNDI MSCI EMU ESG BROAD NET ZERO CLIMATE CTB
MSCI	MSCI Limited	MSCI EMU ESG UNIVERSAL SELECT	AMUNDI MSCI EMU ESG UNIVERSAL SELECT
MSCI	MSCI Limited	MSCI Emerging Markets	AMUNDI MSCI EMERGING MARKETS
MSCI	MSCI Limited	MSCI USA ESG LEADERS SELECT 5% Issuer Capped	AMUNDI MSCI USA ESG LEADERS SELECT
MSCI	MSCI Limited	MSCI Emerging Markets ESG Broad CTB Select Index	AMUNDI INDEX MSCI EMERGING ESG BROAD CTB
MSCI	MSCI Limited	MSCI WORLD	AMUNDI MSCI WORLD
MSCI	MSCI Limited	MSCI Europe Small Cap ESG Broad CTB Select Index	AMUNDI MSCI EUROPE SMALL CAP ESG CLIMATE NET ZERO AMBITION CTB
MSCI	MSCI Limited	MSCI Europe Climate Change CTB Select Index	AMUNDI MSCI EUROPE CLIMATE TRANSITION CTB
MSCI	MSCI Limited	MSCI USA ESG UNIVERSAL SELECT	AMUNDI MSCI USA ESG UNIVERSAL SELECT
MSCI	MSCI Limited	MSCI Pacific ESG Broad CTB Select Index	AMUNDI MSCI PACIFIC ESG CLIMATE NET ZERO AMBITION CTB
MSCI	MSCI Limited	MSCI EM ex China Region ESG Leaders Select 5% Issuer Capped	AMUNDI MSCI EMERGING EX CHINA ESG LEADERS SELECT
MSCI	MSCI Limited	MSCI WORLD	AMUNDI MSCI WORLD III
MSCI	MSCI Limited	MSCI WORLD ESG UNIVERSAL SELECT	AMUNDI MSCI WORLD ESG UNIVERSAL SELECT
MSCI	MSCI Limited	MSCI EUROPE ESG UNIVERSAL SELECT	AMUNDI MSCI EUROPE ESG UNIVERSAL SELECT
MSCI	MSCI Limited	MSCI Europe ESG Broad CTB Select Index	AMUNDI INDEX MSCI EUROPE ESG BROAD CTB
MSCI	MSCI Limited	MSCI China ESG Leaders Select 5% Issuer Capped	AMUNDI MSCI CHINA ESG LEADERS SELECT
MSCI	MSCI Limited	MSCI World ex Europe	AMUNDI MSCI WORLD EX EUROPE
MSCI	MSCI Limited	MSCI EMU ESG LEADERS SELECT 5% Issuer Capped	AMUNDI MSCI EMU ESG LEADERS SELECT
MSCI	MSCI Limited	MSCI Europe Value	AMUNDI MSCI EUROPE VALUE FACTOR
MSCI	MSCI Limited	MSCI Europe SRI Filtered PAB Index	AMUNDI INDEX MSCI EUROPE SRI PAB
MSCI	MSCI Limited	MSCI EMU SRI Filtered PAB Index	AMUNDI INDEX MSCI EMU SRI PAB
MSCI	MSCI Limited	MSCI USA Minimum Volatility	AMUNDI MSCI USA MINIMUM VOLATILITY FACTOR
MSCI	MSCI Limited	MSCI Europe Momentum	AMUNDI MSCI EUROPE MOMENTUM FACTOR
MSCI	MSCI Limited	MSCI Europe Quality	AMUNDI MSCI EUROPE QUALITY FACTOR
MSCI	MSCI Limited	MSCI EMU Climate Paris Aligned Filtered Index	AMUNDI MSCI EMU CLIMATE NET ZERO AMBITION PAB
MSCI	MSCI Limited	MSCI EUROPE Climate Change Paris Aligned Select Index	AMUNDI MSCI EUROPE CLIMATE PARIS ALIGNED PAB
MSCI	MSCI Limited	MSCI Japan SRI Filtered PAB Index	AMUNDI INDEX MSCI JAPAN SRI PAB
MSCI	MSCI Limited	MSCI World Climate Change Paris Aligned Select Index	AMUNDI MSCI WORLD CLIMATE PARIS ALIGNED PAB
MSCI	MSCI Limited	MSCI Europe Growth	AMUNDI MSCI EUROPE GROWTH
MSCI	MSCI Limited	MSCI Pacific ex Japan SRI Filtered PAB Index	AMUNDI INDEX MSCI PACIFIC EX JAPAN SRI PAB
MSCI	MSCI Limited	MSCI Europe High Dividend Yield	AMUNDI MSCI EUROPE HIGH DIVIDEND FACTOR
MSCI	MSCI Limited	MSCI Ac Far East ex Japan ESG Leaders Select 5% Issuer Capped Index	AMUNDI MSCI AC FAR EAST EX JAPAN ESG LEADERS SELECT
MSCI	MSCI Limited	MSCI Japan ESG Broad CTB Select Index	AMUNDI MSCI JAPAN ESG CLIMATE NET ZERO AMBITION CTB
MSCI	MSCI Limited	MSCI USA SRI Filtered PAB Index	AMUNDI INDEX MSCI USA SRI PAB
MSCI	MSCI Limited	MSCI China Tech IMI All Share Stock Connect ESG Filtered Index	AMUNDI MSCI CHINA TECH ESG SCREENED
MSCI	MSCI Limited	MSCI World	AMUNDI INDEX MSCI WORLD
MSCI	MSCI Limited	MSCI World SRI Filtered PAB Index	AMUNDI INDEX MSCI WORLD SRI PAB
MSCI	MSCI Limited	MSCI China A Index	AMUNDI MSCI CHINA A II
MSCI	MSCI Limited	MSCI Emerging Markets	AMUNDI INDEX MSCI EMERGING MARKETS
MSCI	MSCI Limited	MSCI ACWI IMI Robotics & AI ESG Filtered Net Total Return Index	AMUNDI MSCI ROBOTICS & AI ESG SCREENED
MSCI	MSCI Limited	MSCI EM (Emerging Markets) SRI Filtered PAB Index	AMUNDI INDEX MSCI EMERGING MARKETS SRI PAB
MSCI	MSCI Limited	MSCI India	AMUNDI MSCI INDIA
MSCI	MSCI Limited	MSCI North America ESG Broad CTB Select Index	AMUNDI INDEX MSCI NORTH AMERICA ESG BROAD CTB
MSCI	MSCI Limited	MSCI EM Asia SRI Filtered PAB Index	AMUNDI INDEX MSCI EM ASIA SRI PAB
MSCI	MSCI Limited	MSCI Europe Minimum Volatility	AMUNDI MSCI EUROPE MINIMUM VOLATILITY FACTOR
MSCI	MSCI Limited	MSCI EM ESG Leaders 5% Issuer Capped Index	AMUNDI MSCI EMERGING ESG LEADERS
MSCI	MSCI Limited	MSCI Switzerland	AMUNDI MSCI SWITZERLAND
MSCI	MSCI Limited	MSCI Nordic Countries	AMUNDI MSCI NORDIC
MSCI	MSCI Limited	MSCI Emerging Markets Latam	AMUNDI MSCI EM LATIN AMERICA
MSCI	MSCI Limited	MSCI Emerging Markets Asia	AMUNDI MSCI EM ASIA
MSCI	MSCI Limited	MSCI Europe ex Switzerland ESG Leaders Select 5% Issuer Capped Index	AMUNDI MSCI EUROPE EX SWITZERLAND ESG LEADERS
MSCI	MSCI Limited	MSCI Europe	AMUNDI INDEX MSCI EUROPE
MSCI	MSCI Limited	MSCI USA ESG LEADERS SELECT 5% Issuer Capped	AMUNDI PEA MSCI USA ESG LEADERS
MSCI	MSCI Limited	MSCI EUROPE ESG LEADERS SELECT 5% Issuer Capped	AMUNDI MSCI EUROPE ESG LEADERS SELECT
MSCI	MSCI Limited	MSCI World Climate Change CTB Select Index	AMUNDI MSCI WORLD CLIMATE TRANSITION CTB
MSCI	MSCI Limited	MSCI UK IMI SRI Filtered PAB Index	AMUNDI MSCI UK IMI SRI PAB
MSCI	MSCI Limited	MSCI Brazil	AMUNDI MSCI BRAZIL
MSCI	MSCI Limited	MSCI World Financials	AMUNDI MSCI WORLD FINANCIALS
MSCI	MSCI Limited	MSCI WORLD ESG LEADERS SELECT 5% Issuer Capped	AMUNDI MSCI WORLD ESG LEADERS SELECT
Topix	Tokyo Stock Exchange, Inc.	AMUNDI JAPAN TOPIX	AMUNDI JAPAN TOPIX

The Indices listed below are at the date of the prospectus provided by benchmark administrators mentioned in the register referred to in article 36 of the Benchmark Regulation as administrator authorised pursuant to article 34 of the Benchmark Regulation.

Benchmark administrator	Benchmark administrator legal name	Index	Sub-Fund
Bloomberg	Bloomberg Index Services Limited ("BISL")	Bloomberg MSCI Global Aggregate 500MM ex Securitized 1-5 Year Sustainable SRI Sector Neutral Index	AMUNDI GLOBAL AGG SRI 1-5
Bloomberg	Bloomberg Index Services Limited ("BISL")	Bloomberg Global Corporate IG select	AMUNDI GLOBAL CORPORATE IG
Bloomberg	Bloomberg Index Services Limited ("BISL")	Bloomberg Global Aggregate (500 Million)	AMUNDI INDEX GLOBAL AGG 500M
Bloomberg	Bloomberg Index Services Limited ("BISL")	Bloomberg MSCI US Aggregate ex Securitized Sustainable SRI Sector Neutral Index	AMUNDI US AGG SRI
Bloomberg	Bloomberg Index Services Limited ("BISL")	Bloomberg MSCI US Corporate ESG Sustainability SRI Index	AMUNDI INDEX US CORP SRI
Bloomberg	Bloomberg Index Services Limited ("BISL")	Bloomberg MSCI US Corporate 0-3 Year ESG Sustainability SRI Index	AMUNDI USD CORPORATE BOND 0-3Y SRI
Bloomberg	Bloomberg Index Services Limited ("BISL")	Bloomberg MSCI Global Aggregate 500MM ex Securitized Sustainable SRI Sector Neutral Index	AMUNDI GLOBAL AGG SRI
Bloomberg	Bloomberg Index Services Limited ("BISL")	Bloomberg Capital US Government Inflation-Linked Bond	AMUNDI INDEX US GOV INFLATION-LINKED BOND
Bloomberg	Bloomberg Index Services Limited ("BISL")	Bloomberg MSCI Euro Corporate 1-5 Year ESG Sustainability SRI Index	AMUNDI EUR CORPORATE BOND 1-5Y ESG
Bloomberg	Bloomberg Index Services Limited ("BISL")	Bloomberg China Treasury + Policy Bank Index	AMUNDI CHINA CNY BONDS
Bloomberg	Bloomberg Index Services Limited ("BISL")	Bloomberg MSCI Euro Corporate ESG BBB+ Sustainability SRI 0-3 Year	AMUNDI INDEX EURO CORPORATE SRI 0-3 Y
Bloomberg	Bloomberg Index Services Limited ("BISL")	Bloomberg Euro Treasury 50bn 25+ Year Bond Index	AMUNDI EURO GOVERNMENT BOND 25+Y
Bloomberg	Solactive AG	Bloomberg Euro Corporate Bond Index	AMUNDI EUR CORPORATE BOND
Bloomberg	Bloomberg Index Services Limited ("BISL")	Bloomberg MSCI Global Corporate High Yield SRI Sustainable	AMUNDI GLOBAL HIGH YIELD CORPORATE BOND ESG
Bloomberg	Solactive AG	Bloomberg US Short Treasury Index	AMUNDI US TREASURY BOND 0-1Y
Bloomberg	Bloomberg Index Services Limited ("BISL")	Bloomberg MSCI Euro Aggregate Sustainable SRI Sector Neutral	AMUNDI INDEX EURO AGG SRI
Bloomberg	Bloomberg Index Services Limited ("BISL")	Bloomberg MSCI Global Corporate ESG Sustainability SRI 1-5 Year Index	AMUNDI GLOBAL CORP SRI 1-5Y
Bloomberg	Bloomberg Index Services Limited ("BISL")	Bloomberg Euro Treasury Green Bond Tilted Index	AMUNDI EURO GOVERNMENT TILTED GREEN BOND
Bloomberg	Bloomberg Index Services Limited ("BISL")	Bloomberg MSCI Euro Corporate ESG Sustainability SRI	AMUNDI INDEX EURO CORPORATE SRI
Bloomberg	Bloomberg Index Services Limited ("BISL")	Bloomberg BioEnergy ESG Index	AMUNDI GLOBAL BIOENERGY ESG SCREENED
Euronext	Euronext Paris SA	CAC 40 ESG	AMUNDI CAC 40 ESG
Euronext	Euronext Paris SA	MIB ESG Index	AMUNDI ITALY MIB ESG
ICE Data Indices, LLC	ICE Data Services, LLC	NYSE Arca Gold BUGS Index	AMUNDI NYSE ARCA GOLD BUGS
J.P. Morgan	J.P. Morgan Securities LLC	J.P. MORGAN GBI EMU Investment Grade	AMUNDI INDEX J.P. MORGAN EMU GOVIES IG
J.P. Morgan	J.P. Morgan Securities LLC	J.P. Morgan Global Inflation 1-10 Year Tilted Index	AMUNDI GLOBAL INFLATION-LINKED BOND SELECT
J.P. Morgan	J.P. Morgan Securities LLC	J.P. Morgan Government Bond Index Global (GBI Global)	AMUNDI INDEX J.P. MORGAN GBI GLOBAL GOVIES
Markit	IHS Markit Benchmark Administration Limited	iBoxx MSCI ESG EUR High Yield Corporates 1-3 TCA index	AMUNDI EUR SHORT TERM HIGH YIELD CORPORATE BOND ESG
Markit	IHS Markit Benchmark Administration Limited	Markit iBoxx USD Liquid Emerging Markets Sovereigns Index	AMUNDI GLOBAL EMERGING BOND MARKIT IBOXX
Markit	IHS Markit Benchmark Administration Limited	iBoxx MSCI ESG EUR FRN Investment Grade Corporates TCA	AMUNDI EUR FLOATING RATE CORPORATE BOND ESG
Markit	IHS Markit Benchmark Administration Limited	iBoxx MSCI ESG EUR High Yield Corporates TCA	AMUNDI EURO HIGH YIELD BOND ESG
Markit	IHS Markit Benchmark Administration Limited	iBoxx MSCI ESG EUR Corporates 0-1 TCA Index	AMUNDI EURO CORP 0-1Y ESG
Markit	IHS Markit Benchmark Administration Limited	iBoxx MSCI ESG USD FRN Investment Grade Corporates TCA	AMUNDI USD FLOATING RATE CORPORATE BOND ESG
Markit iBoxx	IHS Markit Benchmark Administration Limited	iBoxx USD 10-Year Breakeven Inflation (Futures)	AMUNDI INDEX BREAKEVEN INFLATION USD 10Y
Nasdaq	Nasdaq Copenhagen A/S	NASDAQ-100	AMUNDI NASDAQ-100
Nikkei	Tokyo Stock Exchange, Inc.	JPX-Nikkei 400	AMUNDI JPX-NIKKEI 400
Russell	FRANK RUSSELL COMPANY ("Russell")	Russell 2000	AMUNDI RUSSELL 2000
S&P	S&P Dow Jones Indices LLC	Dow Jones Switzerland Titans 30 Total Return Index	AMUNDI DJ SWITZERLAND TITANS 30
S&P	S&P Dow Jones Indices LLC	S&P Global Luxury	AMUNDI S&P GLOBAL LUXURY
S&P	S&P Dow Jones Indices LLC	Dow Jones Industrial Average Index	AMUNDI PEA DOW JONES INDUSTRIAL AVERAGE
S&P	S&P Dow Jones Indices LLC	S&P 500	AMUNDI S&P 500
S&P	S&P Dow Jones Indices LLC	S&P 500 ESG+ Index	AMUNDI S&P 500 ESG
S&P	S&P Dow Jones Indices LLC	S&P 500 Buyback	AMUNDI S&P 500 BUYBACK
Scientific Beta	ERI Scientific Beta	Scientific Beta Developed Multi-Beta Multi-Strategy Four-Factor ERC	AMUNDI INDEX EQUITY GLOBAL MULTI SMART ALLOCATION SCIENTIFIC BETA
Solactive	Solactive AG	Solactive GBS Developed Markets Europe Large & Mid Cap EUR	AMUNDI PRIME EUROPE
Solactive	Solactive AG	Solactive GBS Developed Markets Eurozone Large & Mid Cap Index	AMUNDI PRIME EUROZONE
Solactive	Solactive AG	F.A.Z. Index	AMUNDI F.A.Z. 100
Solactive	Solactive AG	Solactive Global Infrastructure Low Earnings Volatility	AMUNDI GLOBAL INFRASTRUCTURE
Solactive	Solactive AG	Solactive Eurozone Government Bond 0-1 Year Index	AMUNDI PRIME EURO GOV BONDS 0-1Y
Solactive	Solactive AG	Solactive Smart Factory	AMUNDI SMART FACTORY
Solactive	Solactive AG	Solactive Smart City	AMUNDI SMART CITY
Solactive	Solactive AG	Solactive Bund Daily (-1x) Inverse Index	AMUNDI GERMAN BUND DAILY (-1X) INVERSE
Solactive	Solactive AG	Solactive ICPR Climate Credit PAB	AMUNDI ICPR EURO CORP CLIMATE PARIS ALIGNED PAB
Solactive	Solactive AG	Solactive GBS Emerging Markets Large & Mid Cap USD	AMUNDI PRIME EMERGING MARKETS
Solactive	Solactive AG	Solactive Global Developed Government Bond	AMUNDI PRIME GLOBAL GOVIES
Solactive	Solactive AG	Solactive USD Investment Grade Corporate Index	AMUNDI PRIME US CORPORATES
Solactive	Solactive AG	Solactive US Treasury Bond	AMUNDI PRIME US TREASURY
Solactive	Solactive AG	Solactive United Kingdom Mid and Small Cap ex Investment Trust	AMUNDI PRIME UK MID AND SMALL CAP
Solactive	Solactive AG	Solactive GBS United States Large & Mid Cap	AMUNDI PRIME USA
Solactive	Solactive AG	Solactive GBS Developed Markets Large & Mid Cap USD	AMUNDI PRIME GLOBAL
Solactive	Solactive AG	Solactive GBS Japan Large & Mid Cap	AMUNDI PRIME JAPAN
Solactive	Solactive AG	Solactive Eurozone Government Bond	AMUNDI PRIME EURO GOVIES
Stoxx	STOXX Limited	SDAX Total Return Index	AMUNDI SDAX
Stoxx	STOXX Limited	EURO STOXX Select Dividend 30 (Net Return) EUR Index	AMUNDI EURO STOXX SELECT DIVIDEND30
STOXX	STOXX Limited	STOXX Europe 600 Index	AMUNDI STOXX EUROPE 600
STOXX	STOXX Limited	DAX 50 ESG Index	AMUNDI DAX 50 ESG
Stoxx	STOXX Limited	DivDAX Total Return Index	AMUNDI DIVDAX
Stoxx	STOXX Limited	MDAX ESG+ (NR) EUR Index	AMUNDI MDAX ESG
Stoxx	STOXX Limited	DAX INDEX	AMUNDI DAX



Stoxx	STOXX Limited	EURO STOXX 50	AMUNDI EURO STOXX 50
STOXX	STOXX Limited	SHORTDAX Index	AMUNDI SHORTDAX DAILY (-1X) INVERSE
Stoxx	STOXX Limited	STOXX Europe 600 ESG+ Index	Amundi Stoxx Europe 600 ESG

The Management Company has adopted a written plan setting out actions, which it will take with respect to the sub-funds in the event that the Index materially changes or ceases to be provided (the "Contingency Plan"), as required by article 28(2) of the Benchmark Regulation. A copy of the Contingency Plan may be obtained, free of charge, and upon request at the registered office of the Company and the Management Company.

# INVESTING IN THE SUB-FUNDS

The practical information (e.g. latest net asset value, transparency policy and information about the asset composition of the Sub-Fund) can be obtained on the internet site [amundi.com](http://amundi.com) or [amundi-etf.com](http://amundi-etf.com).

## Share Classes

Within each sub-fund, the SICAV can create and issue share classes with various characteristics and investor eligibility requirements. Each share class is identified first by one of the base share class labels (described in the table below) and then by any applicable suffixes (described following the table).

### BASE SHARE CLASS DESIGNATIONS

Note that even when advance approval from the board is not necessary to own a certain class of shares, such approval is always required to serve as a distributor of any given share class. Although all minimum initial investment amounts are stated in US dollars, the minimum for any non-US-dollar share class is the equivalent amount in the currency of that share class. For entry charges, you might be eligible to pay less than the maximum amounts shown. Consult a financial advisor. For a complete list of sub-funds and share classes currently available, go to [amundi.lu/amundi-index-solutions](http://amundi.lu/amundi-index-solutions)

Class Label	Available to	Board approval needed?	Minimum initial investment*	MAXIMUM FEES					
				SHARE TRANSACTIONS			ANNUAL		
				Purchase* *	Switch	Redemption**	Management	Administration	Distribution
A	All investors	No	None	5.50%	1.00%	1.00%	2.00%	0.50%	None
A with specific conditions	Refer to the website <a href="http://www.amundi.lu/amundi-index-solutions">www.amundi.lu/amundi-index-solutions</a>	Yes***	None	5.50%	1.00%	1.00%	2.00%****	0.50%	None
I	Institutional investors	No	USD 500,000	3.50%	1.00%	1.00%	1.00%	0.40%	None
I with specific conditions	Refer to the website <a href="http://www.amundi.lu/amundi-index-solutions">www.amundi.lu/amundi-index-solutions</a>	Yes	Refer to the website <a href="http://www.amundi.lu/amundi-index-solutions">www.amundi.lu/amundi-index-solutions</a>	3.50%	1.00%	1.00%	1.00%****	0.40%	None
M	Italian GPF and UCITS, UCIs, mandates or pension vehicles	Yes	None	3.50%	1.00%	1.00%	1.00%	0.50%	None
O	Institutional investors or feeder funds managed or distributed by an Amundi Group company	Yes	USD 500,000	6.00%	1.00%	1.00%	None	0.50%	None
R	Reserved for intermediaries or providers of individual portfolio management services that are prohibited, by law or contract from retaining inducements	No	None	5.50%	1.00%	1.00%	1.00%	0.50%	None
X	Institutional investors	No	USD 5 million	5.00%	1.00%	None	0.80%	0.40%	None
UCITS ETF	Authorized participant on the primary market All investors on the secondary market	No	USD 1,000,000 None	3.00%	1.00%	3.00%	1.00%	0.40%	None
UCITS ETF 2	Authorized participant on the primary market All investors on the secondary market	No	USD 1,000,000 None	3.00%	2.00%	3.00%	1.00%	0.40%	None

The Specific conditions share classes are denominated with a number.

\* For purposes of minimum initial investment, we aggregate the investments of a given investor (or group of entities fully owned by the same parent company) across the entire SICAV (all share classes and all sub-funds). Minimums apply in USD or equivalent amount in any other currency.

\*\*Maximum fees include (i) maximum purchase or redemption fees as well as (ii) entry or exit charges that may be charged to the EXF and UCITS ETF share classes.

\*\*\*Except for A3 and A4 share classes where no board approval is needed to invest.

\*\*\*\*Within this maximum, the actual management fees applied to certain I and A with specific conditions share classes may vary according to the assets under management relating to such share classes.

## SHARE CLASS SUFFIXES

The SICAV issues two types of shares : ETF share classes and index share classes.

ETF share classes are denominated "UCITS ETF"

Index share classes are followed by no suffix or by "Index".

Where appropriate, one or more suffixes may be added to the base share class to indicate certain characteristics.

**Currency suffixes for all share classes except UCITS ETF share classes** These are of two types. The main type is a single or double letter that forms part of the actual share class label and indicates the primary currency in which the shares are denominated. Following are the single or double letter currency suffixes currently in use, and the currency each indicates (for definitions of currency abbreviations, see page 4):

A : AUD	CA : CAD	G : GBP	K : CZK	S : SGD
C : CHF	E : EUR	J : JPY	P : PLN	U : USD
SK : SEK	R : RON	F : HUF	N : NOK	MX : MXN
TB : THB	HK : HKD			

If no currency is indicated, the share class currency is the same as the base currency of the sub-fund.

**Currency suffixes for UCITS ETF share classes** These indicate the primary currency in which the UCITS ETF shares are denominated. These are indicated by the applicable three-letter currency code.

If no currency is indicated, the share class currency is the same as the base currency of the sub-fund.

**EXF** indicates, for all share classes, except the UCITS ETF share classes that Anti-dilution levy in form of entry/exit fees are intended to the share class and will be charged to account for the aggregate costs of buying and/or selling underlying investments related to such subscriptions or redemptions.

For the UCITS ETF share classes, even though the suffix EXF is not added, entry/exit fees apply, on the primary market, to such share classes.

**(C), (D) or Acc, Dist** These indicate whether shares are accumulation (C) or Acc or distribution shares (D) or Dist (see "Dividend Policy" below).

**MD, QD, YD** For distribution shares, these further qualify the nature and frequency of dividend payments. See "Dividend Policy" below.

**H for all share classes except UCITS ETF share classes or HEDGED for UCITS ETF share classes** Indicates that the shares are currency hedged. Currency hedging seeks to eliminate the effect of foreign exchange rate fluctuations between the share class currency and the currency exposure(s) of the relevant sub-fund portfolio.

**H1** for all share classes : Indicates that the shares are currency hedged. For H1 share classes currency hedging seeks to eliminate the effect of foreign exchange rate fluctuations between the share class currency and the base currency of the relevant sub-fund.

However, in practice it is unlikely that the hedging will eliminate 100% of the difference, because sub-fund cash flows, foreign exchange rates and market prices are all in constant flux. For more information on currency hedging, see section "More About Derivatives and Techniques - Techniques and Instruments on Securities".

**Number** Indicates that the shares are limited to particular investors, distributors or countries.

**(C), (D) or Acc, Dist** These indicate whether shares are accumulation (C) or Acc or distribution shares (D) or Dist (see "Dividend Policy" below).

**DR** indicates when used in the denomination of a UCITS ETF share class that the sub-fund is managed using a direct replication method.

Not all share classes mention this suffix even if a sub-fund is managed with a direct replication method. The replication method is described in the investment policy of the sub-fund.

## AVAILABLE CLASSES

Not all share classes and categories are available in all sub-funds, and some share classes (and sub-funds) that are available in certain jurisdictions may not be available in others. For the most current information on available share classes, go to [amundi.lu/amundi-index-solutions](http://amundi.lu/amundi-index-solutions) and/or [amundieff.com](http://amundieff.com) or request a list free of charge from the registered office see section "The SICAV".

## Share Class Policies

### ISSUANCE AND OWNERSHIP

**Registered shares** Currently, we issue shares in registered form only, meaning that the owner's name is recorded in the SICAV's register of shareholders. You can register your shares in the names of multiple owners (up to four) but can use only one registered address. Each owner of a joint account may act upon the account individually, except with respect to voting rights.

**Share certificates** we do not issue printed share certificate that documents your registered shares.

**Investing through a nominee vs. directly with the SICAV** If you invest through an entity that holds your shares under its own name (a nominee account), that entity is legally entitled to exercise certain rights associated with your shares, such as voting rights. If you want to retain all shareholder rights, you may invest directly with the SICAV. Be aware that in some jurisdictions, a nominee account may be the only option available.

### DIVIDEND POLICY

**Distributing shares** These shares will distribute all or part of the net investment income received by the relevant sub-fund, and may also distribute capital gains (both realised and unrealised) and capital. When a dividend is declared, the NAV of the relevant class is reduced by the amount of the dividend.

Shares that have the suffix (D) or Dist and also the suffix MD, QD or YD pre-announce a target dividend amount, and schedule their dividend payments either monthly (MD), quarterly (QD) or yearly (YD). A target dividend is an amount that the sub-fund aims to pay, but does not guarantee. Target dividends may be stated as a specific currency amount or as a percentage of NAV. Note that in order to meet a targeted dividend amount, a sub-fund may end up paying out more money than it actually earned in dividends, meaning that in effect you are getting some of your capital back as a dividend.

Shares that have the suffix (D) or Dist but no other dividend-related suffix declare an annual dividend upon decision of the board. These sub-funds do not set target dividend amounts.

Additional dividends may be declared as determined by the board.

For more information on dividend calendar and objectives, go to [amundi.com](http://amundi.com) and/or [amundiETF.com](http://amundiETF.com)

Dividends on distributing shares are paid according to the bank account details we have on file for your account. For each share class, dividends are paid in the currency of the share class or in such other currency as selected by the Board. You can request to have your dividends converted to a different currency. If the currency is one that the sub-fund uses, there is typically no currency conversion charge. In other cases you will be typically charged applicable currency conversion costs. Contact the transfer agent for terms and fees and to set up this service (see section "The SICAV").

Unclaimed dividend payments will be returned to the sub-fund after five years. Dividends are paid only on shares owned as at the record date.

No sub-fund will make a dividend payment if the assets of the SICAV are below the minimum capital requirement, or if paying the dividend would cause that situation to occur.

**Accumulating shares** These shares retain all net investment income in the share price and do not distribute them.

### OTHER POLICIES

A sub-fund may issue fractional shares of as little as one thousandth of a share (three decimal places). Fractional shares receive their pro rata portion of any dividends, reinvestments and liquidation proceeds.

Shares carry no preferential or preemptive rights. No sub-fund is required to give existing shareholders any special rights or terms for buying new shares.

## Purchasing, Switching, Redeeming and Transferring Shares

*The instructions in this section are generally intended for financial intermediaries and for investors conducting business directly with the SICAV. If you are investing through a financial advisor or other intermediary, you may use these instructions, but in general we recommend that you place all transaction orders through your intermediary unless there is reason not to.*

### ON THE PRIMARY MARKET

The primary market is the market on which shares are issued by the SICAV to and/or redeemed by the SICAV.

The primary market regarding shares/sub-funds denominated as "UCITS ETF" is essentially relevant for the authorized participants of those ETFs.

### INFORMATION THAT APPLIES TO ALL TRANSACTIONS EXCEPT TRANSFERS AND TRANSACTIONS ON THE SECONDARY MARKET

**Placing requests** You can place requests to buy, switch or redeem (sell back to the SICAV) shares at any time by approved electronic means, or by fax or letter to a distributor or the transfer agent (see section "the SICAV"). Fax requests by nature are subject to transmission errors, and we cannot be responsible for fax orders that do not reach us, are not legible, or become garbled in transmission.

When placing any request, you must include all necessary identifying information and instructions as to the sub-fund, share class, account, and size and type of transaction (purchasing, switching or redeeming). You may indicate the value of a request as a currency amount or a share amount.

Note that requests that arrive at a time when transactions in sub-fund shares are suspended will be cancelled.

For each transaction, a confirmation notice will be sent to the registered account holder.

**Cutoff times and processing schedule** Are defined in each specific sub-fund Description.

The rules for request processing described in this prospectus, including those concerning the date and NAV that will apply to the execution of any order, will prevail over any other written or verbal communications. A confirmation notice will normally be sent.

Any request to buy, switch, redeem or transfer shares must be received and accepted (meaning that they have arrived at the transfer agent and are considered complete and authentic) before the cutoff time defined in "sub-fund Descriptions" for the relevant sub-fund. Any orders not considered to be received before the cutoff time will be processed on the relevant sub-fund's next transaction day. The actual calculation and publication of NAV are also indicated in each sub-fund Description.

**Pricing** Shares are priced at the NAV for the relevant share class and are quoted in the currency of that share class. The price will be the NAV that is calculated on the day on which your order is processed (not the day on which we receive your order). Since this NAV will be not calculated until at least one business day after we accept your request, it is not possible to know the share price in advance.

**Anti-dilution levy** An extra entry/exit charge may be levied by the SICAV on investors subscribing or redeeming UCITS ETF or EXF shares to take into account the aggregate costs of buying and/or selling underlying investments related to such subscriptions or redemptions (see the section "Share Classes"). The rate of the anti-dilution levy will be set by the board from time to time for each sub-fund so as to represent the estimated bid-offer spread of the assets in which the sub-fund invests and estimated tax, trading costs, and related expenses that may be incurred by the sub-fund as a result of buying and/or selling underlying investments.

**Currency conversions** We can accept and make payments in most freely convertible currencies. If the currency you request is one that the sub-fund accepts, there is typically no currency conversion charge. In other cases you will be typically charged applicable currency conversion costs, and also you may experience a delay in your investment or the receipt of redemption proceeds. The transfer agent converts currencies at exchange rates in effect at the time the conversion is processed.

Contact the transfer agent (section "the SICAV") before requesting any transaction in a currency that is different from that of the share class. In some cases, you may be asked to transmit payment earlier than would normally be required.

**Fees** Any purchase, switch or redemption may involve fees intended to sales agents. For the maximum fees charged by each basic share class, see section "Share Classes". To find out the actual purchase, switch or redemption fee for a transaction, contact your financial adviser or the transfer agent (see section "the SICAV"). Other parties involved in the transaction, such as a bank, financial intermediary stock exchange, or paying agent may charge their own fees. Some transactions may generate tax liabilities. You are responsible for all costs and taxes associated with each request you place.

**Changes to account information** You must promptly inform us of any changes in personal or bank information. We will require adequate proof of authenticity for any request to change the bank account associated with your sub-fund investment.

### BUYING SHARES

*Also see "Information that Applies to All Transactions Except Transfers and transactions on the secondary market".*

To make an initial investment, submit a completed application form and all account opening documentation (such as all required tax and anti-money laundering information) to a distributor or the transfer agent (see section "the SICAV"). If you place your request by fax, you must follow up by mailing a paper copy to the transfer agent (see section "the SICAV"). Once an account has been opened, you can place additional orders by fax or letter.

Note that any order that arrives before your account is fully approved and established will normally be held until the account becomes operational.

If we do not receive full payment for your shares within the time indicated above for settlement, we may redeem your shares, cancel their issuance and return the payment to you, minus any investment losses and any incidental expenses incurred in cancelling the shares issued.

For optimal processing of investments, send money via bank transfer in the currency denomination of the shares you want to buy.

**Multi-year investment plans** Some distributors, with board approval may offer plans in which an investor commits to investing a stated amount in one or more sub-funds over a stated period. In exchange, the investor may receive a lower purchase fee than would have applied had the same investments been made outside the plan.

The distributor who operates the plan may charge plan-related fees. However, the total amount of these fees that investors pay over the entire time they are enrolled in the plan must not be more than one-third of the amount they invest in their first year in the plan. The terms and conditions of each plan are described in a leaflet (which must be accompanied by, or state how to obtain, this prospectus). To find out which distributors currently offer plans, and in which jurisdictions, contact the SICAV (see section "The SICAV").

Under a multi-year investment plan, you still have all the rights concerning redemption of your shares that you would normally have.

## SWITCHING SHARES

*Also see "Information that Applies to All Transactions Except Transfers and transactions on the secondary markets".*

Except for UCITS ETF share classes, you can switch (convert) shares of most sub-funds and classes into shares within the same sub-funds and class or shares of other sub-funds and classes. To ensure that a switch is permissible, see section "Share Classes" or contact a distributor or the transfer agent (see section "The SICAV").

As for the UCITS ETF share classes, you can only switch between two UCITS ETF share classes from the same sub-fund.

All switches are subject to the following conditions: You must meet all eligibility requirements for the share class into which you are requesting to switch; You can only switch into a sub-fund and share class that is available in your country of residence; The switch must not violate any particular restrictions of either sub-fund involved (as stated in "sub-fund Descriptions").

We process all switches of shares on a value-for-value basis, using the NAVs of the two investments (and, if applicable, any currency exchange rates) that are in effect as at the time we process the switch.

Once you have placed a request to switch shares, you can withdraw it only if there is a suspension of trading in shares for the relevant sub-fund.

## REDEEMING SHARES

*Also see "Information that Applies to All Transactions Except Transfers and transactions on the secondary markets".*

When you redeem shares, we will send out payment (in the base currency of the share class) as mentioned in the specific sub-fund Description. To have your redemption proceeds converted to a different currency, contact a distributor or the transfer agent prior to placing your request (see section "The SICAV").

We will pay redemption proceeds only to the shareholder(s) identified in the register of shareholders. Proceeds are paid according to the bank account details we have on file for your account. The SICAV does not pay interest on redemption proceeds whose transfer or receipt is delayed for reasons that are beyond its control.

Once you have placed a request to purchase shares, you can withdraw it only if there is a suspension of trading in shares for the relevant sub-fund.

Note that we will not pay out any redemption proceeds until we have received all investor documentation from you that we may consider necessary.

## TRANSFERRING SHARES

As an alternative to switching or redemption, you may transfer ownership of your shares to another investor through the transfer agent (see section "The SICAV").

Note that all transfers are subject to any eligibility requirements and holding restrictions that may apply. For example, institutional shares cannot be transferred to non-institutional investors, and no shares of any type can be transferred to a US investor. If a transfer to an ineligible owner occurs, the board will either void the transfer, require a new transfer to an eligible owner, or forcibly liquidate the shares.

## SECONDARY MARKET FOR UCITS ETF SHARE CLASSES

The intention of the SICAV is for each of its shares denominated as "UCITS ETF", to have all of its share class traded throughout the day on at least one regulated market or multilateral trading facility with at least one market maker which takes action to ensure that the stock exchange value of its share class does not significantly vary from its NAV or iNAV.

It is contemplated to make an application to list the shares denominated as UCITS ETF on one or several stock exchanges.

The Board may at any time decide to list the shares on several stock exchanges pursuant to an application made by the SICAV. It is contemplated that application will be filed to list certain classes of shares on the Luxembourg Stock Exchange, the Frankfurt Stock Exchange and/or any other stock exchange. A full list of these stock exchanges where the shares can be bought and sold can be obtained from the registered office of the SICAV.

The main market maker for all the shares denominated as UCITS ETF is defined in the specific sub-fund Description. For the avoidance of doubt, other market makers could be appointed from time to time by the SICAV in respect of one or several stock exchange on which the certain shares classes are listed. The main market maker can be replaced at any time by the SICAV. The main market maker appointed by the sicav in respect of any sub-fund will be at all-time disclosed on amundi.com website.

**Purchase and sale procedure on the secondary market** The secondary market is the market on which the shares can be purchased and/or sold directly on the stock exchanges.

For all purchases and/or sales of shares made on the secondary market, no minimum purchase and/or sale is required other than the minimum that may be required by the relevant stock exchange.

The SICAV will not charge directly any purchase or sale fee in relation to the purchase or sale of the shares of ETF on any exchange where they are listed. However, market intermediaries charge broker fees or other kind of fees. The SICAV does not receive these fees.

The shares of the sub-funds purchased on the secondary market are generally not redeemable from the SICAV. Investors must buy and sell the shares on the secondary market with the assistance of an intermediary (e.g. a stockbroker) and may incur fees for doing so. In addition, investors may pay more than the current NAV when buying shares and may receive less than the current NAV when selling them.

In the event of a suspension of the secondary market, not based on an index liquidity event, the SICAV may allow shareholders to redeem their shares on the primary market at a price based at the applicable NAV per share, provided that the NAV per shares is not itself suspended under the applicable regulations and/or the prospectus and/or the articles of incorporation.

The suspension of the secondary market means any situation where it is impossible for shareholders to sell their shares on all the stock exchanges where the considered share is listed for a period of at least of 3 business days since the occurrence of (i) the suspension of quotation by the market operator or (ii) the impossibility to trade observed by all shareholders on the considered stock exchange, and which is based on either:

- The significant variation of the stock exchange value of the considered listed shares of the sub-fund in comparison with its indicative NAV.
- The lack of authorized participants, or the inability by the authorized participants to meet their commitment to conduct their business by means of a permanent presence on the market, thus making it impossible to trade the considered shares on the considered place of quotation to which the share class is admitted.
- The index liquidity event means any market disruption event and/or any liquidity issue affecting part or all the components of the index, which leads to a suspension of their market appreciation.

In such exceptional primary market opening cases, the management company will post on the websites amundi.com and amundi.com the procedure to be followed by investors wishing to redeem their units in the primary market. The management company will also provide said procedure to the stock market operator that lists the sub-fund's units. Depending on the arrangements in place between the relevant intermediary and the other investment firms involved in the redemption chain, additional constraints, delays or intermediary fees could be applicable, and the shareholders will be invited to contact their relevant intermediary in order to obtain additional information about those eventual constraints and/or fees (being understood that such intermediary fees will not benefit to the management company).

Redemption orders dealt with in these circumstances in accordance of the terms of the redemption procedure will not be subject to the potentially applicable minimum redemption thresholds and the redemption costs should only consist in the exit charge as described for each sub-fund Description and in Section "Investing in the sub-funds – Share Classes –Share Classes designation"

## How We Calculate NAV

**Timing and formula** We calculate the NAV for each share class of each sub-fund as at the end of every day that is a business day for that sub-fund (as described in "sub-fund Descriptions"). The actual calculation of NAV occurs the business day following the transaction day (as described in "sub-fund Descriptions").

In addition, technical net asset values ("T-NAV") may be calculated and published for any calendar day (excluding Saturdays and Sundays) that is neither a Business Day nor a Transaction Day. These T-NAV are merely indicative and will not be the basis for purchasing, switching, redeeming and/or transferring shares.

Each NAV is stated in the designated currency of the share class (and, for some share classes, in other currencies as well) and is calculated to at least two decimal points. All NAVs whose pricing involves currency conversion of an underlying NAV are calculated at an exchange rate in effect at the time the NAV is calculated.

To calculate NAV for each share class of each sub-fund, we use this general formula:

$$\frac{(\text{assets} - \text{liabilities})}{\text{number of outstanding shares}} = \text{nav}$$

Appropriate provisions will be made to account for the costs, charges and fees attributable to each sub-fund and class as well as accrued income on investments. For more specific information about the calculation formulas we use, see the articles of incorporation.

**Swing pricing** The swing pricing is a mechanism that aims to protect the existing shareholders from dilution of value caused by trading costs incurred as a result of subscription and redemption activity on a sub-fund on a particular day.

The mechanism is applied at the sub-fund level to all the share classes\* and is not meant to address specific circumstances of each individual investor. The sub-funds apply full swing pricing, that means that swing pricing will be applied in any given business days where there is subscription and (or) redemption activity on the specific sub-funds.

The sub-fund's NAV will be adjusted in order to reduce the effect of dilution on that sub-fund. These adjustments will seek to reflect the actual prices of the underlying transactions, based on estimated dealing spreads, costs, and other market and trading considerations, in accordance with the internal process in place in the management company. The NAV will be adjusted upward when there is net inflows into the sub-fund and downward when there is net outflow into the sub-fund ("full swing pricing"). Any such adjustment will be applied to all the subscriptions and redemptions on this transaction day equally.

For any given business day the adjustment will normally not be larger than 2% of NAV, but the Board can raise this limit when necessary to protect the interests of shareholders. In such a case, a communication to investors will be published in the dedicated website. The Board may delegate to one of the conducting officer of the Management Company to decide to apply a percentage larger than 2% under exceptional circumstances.

The Board may decide to apply partial swing pricing instead of full swing pricing. Partial swing pricing means that the NAV will be adjusted only if the net subscriptions or redemptions exceed a certain threshold. In such case, a communication to shareholders will be published on the dedicated website : [www.amundi.lu/amundi-index-solutions](http://www.amundi.lu/amundi-index-solutions). If a partial swing pricing is adopted, any such adjustment will be applied to all the subscriptions and redemptions on this transaction day equally, when net inflows/outflows exceed the threshold. In the same way the Board may decide at any given time to suspend partial swing pricing. The sub-fund(s) in scope of partial swing will then revert to apply full swing pricing. Shareholders are recommended to check the website to ascertain whether a sub-fund is currently applying full or partial swing. The Management Company makes, and periodically reviews, the operational decisions about swing pricing, in accordance with its internal process.

\*The Swing pricing will apply to all sub-fund's shares except:

- the UCITS ETF shares; and
- the EXF shares

(please also see section "Share Classes" and "Anti-dilution levy" in the section "Purchasing, Switching, Redeeming and Transferring Shares".)

**Asset valuations** In general, we determine the value of each sub-fund's assets as follows:

- **Cash in hand or on deposit, bills and demand notes and accounts receivable, prepaid expenses, cash dividends and interest declared or accrued but not yet received.** Valued at full value, minus any appropriate discount we may apply based on our assessments of any circumstances that make the full payment unlikely.
- **Transferable securities, money market instruments and derivatives that are quoted or dealt in on any stock exchange or traded in any other regulated market.** Generally valued at the last available market price on the relevant business day.
- **Non-listed securities, or listed securities for which the price determined according to the above methods not representative of fair market value.** Valued in good faith at a prudent estimate of their sales price.
- **Derivatives that are not listed on any official stock exchange or are traded over the counter.** Valued daily in a reliable and verifiable manner, consistent with market practice.
- **Shares of UCITS or UCIs.** Valued at the most recent NAV reported by the UCITS/UCI that is available at the time the sub-fund is calculating its NAV.
- **Swaps.** Valued at the net present value of their cash flows.
- **Currencies.** Valued at the applicable foreign exchange rate (applies to currencies held as assets and when translating values of securities denominated in other currencies into the base currency of the sub-fund).

For any asset, the board can choose a different valuation method if it believes the method may result in a fairer valuation.

Trades made in a sub-fund's portfolio will be reflected on the business day they are made to the extent practicable.

For complete information on how we value investments, see the articles of incorporation.

**iNAV** The SICAV may at its discretion make available, or may designate other persons to make available on its behalf, on each business day, an intra-day net asset value (the "iNAV") for one or more shares/sub-funds denominated as UCITS ETF. If the SICAV or its designee makes such information available on any business day, the iNAV will be calculated based upon information available during the trading day or any portion of the trading day, and will ordinarily be based upon the current value of the assets/exposures, adjusted by the relevant foreign exchange rate, as the case may be, of the share/sub-fund and/or the considered financial index in effect on such business day, together with any cash amount in the share/sub-fund as at the previous business day. The SICAV or its designee will make available an iNAV if this is required by any relevant stock exchange.

An iNAV is not, and should not be taken to be or relied on as being, the value of a share or the price at which shares may be subscribed for or redeemed or purchased or sold on any relevant stock exchange. In particular, any iNAV provided for any share/sub-fund where the constituents of the concerned financial index are not actively traded during the time of publication of such iNAV may not reflect the true value of a share, may be misleading and should not be relied on.

Investors should be aware that the calculation and reporting of any iNAV may reflect time delays in the receipt of the prices of the relevant constituent securities in comparison to other calculated values based upon the same constituent securities including, for example, the concerned financial index or the iNAV of other ETF based on the same concerned financial index. Investors interested in buying or selling shares on a relevant stock exchange should not rely solely on any iNAV which is made available in making investment decisions, but should also consider other market information and relevant economic and other factors (including, where relevant, information regarding the concerned financial index, the relevant constituent securities and financial instruments based on the concerned financial index corresponding to the relevant share/sub-fund).



## Taxes

### TAXES PAID FROM SUB-FUND ASSETS

**Taxe d'abonnement** The SICAV is normally subject to a subscription tax ("taxe d'abonnement"). For Indexed sub-funds (with listed shares), the SICAV is exempted from the "taxe d'abonnement" pursuant to article 175 (e) of the 2010 Law.

For sub-funds actively managed, the Sicav is liable in Luxembourg to a taxe d'abonnement of 0.05% per annum. This annual tax is however reduced to 0.01% per annum in respect of sub-funds and shares reserved to institutional shareholders.

Such tax being calculated and payable quarterly, on the aggregate net assets of the relevant Sub-Fund as valued on the last day of each quarter.

While the above tax information is accurate to the best of the board's knowledge, it is possible that a tax authority may impose new taxes (including retroactive taxes) or that the Luxembourg tax authorities may determine, for example, that any class currently identified as being subject to the 0.01% taxe d'abonnement should be reclassified as being subject to the 0.05% rate. The latter case could happen for an institutional share class of any sub-fund for any period during which an investor not entitled to hold institutional shares was found to have held such shares.

The SICAV is not currently subject to any other Luxembourg taxes on income or capital gains.

While the above tax information is accurate to the best of the board's knowledge, it is possible that a tax authority may impose new taxes (including retroactive taxes).

### TAXES YOU ARE RESPONSIBLE FOR PAYING

**Taxpayers in Luxembourg** Shareholders whom Luxembourg considers to be residents or otherwise to have permanent establishment there, currently or in the past, may be subject to Luxembourg taxes.

**Taxpayers in Other Countries** Shareholders who are not Luxembourg taxpayers are not subject to any Luxembourg capital gains, income, withholding, gift, estate, inheritance or other taxes, with the rare exceptions of certain former Luxembourg residents and any investor who owns more than 10% of the SICAV total value. However, an investment in a sub-fund may have tax implications in any jurisdiction that considers you to be a taxpayer.

### European Savings Directive Withholding Tax

We automatically enroll all sub-fund accounts in the European Union Savings Directive (EUSD) exchange of information regime. As a result, information on distributions and redemptions in certain sub-funds are reported to the Luxembourg authorities, who in turn will share it with the tax authorities of the EU member state in which the shareholder is residing.

**FATCA** The US Foreign Account Tax Compliance Act (FATCA) imposes a 30% withholding tax on certain payments to foreign entities that originate in the US, unless an exception applies. Starting 1 January 2017, any shareholders who do not provide all FATCA-related information requested, or whom we believe are US investors, may be subject to this withholding tax on all or a portion of any redemption or dividend payments paid by the sub-fund. From the same date, we may prohibit the sale or ownership of shares involving any Non- Participating FFI (NPFFI) or any other investor we believe to be subject to the withholding tax, in order to avoid any potential issues from the "Foreign Passthru payment" mechanism and the necessity of deducting the tax.

Amundi Luxembourg and the SICAV are each considered a "Reporting FFI Model 1" under FATCA, and each intends to comply with the Model 1 Intergovernmental Agreement between Luxembourg and the United States (IGA). Neither the SICAV nor any sub-fund expects to be subject to any FATCA withholding tax.

FATCA requires the SICAV and the sub-funds to gather certain account information (including ownership details, holdings and distribution information) about certain US investors, US-controlled investors and non-US investors that do not comply with applicable FATCA rules or do not provide all required information under the IGA. In this regard, each shareholder agrees in the Application Form to provide any required information upon request from the SICAV, a sub-fund, or its agent.

Under the IGA, this information must be reported to the Luxembourg tax authorities, who in turn may share it with the US Internal Revenue Service or other tax authorities.

FATCA is comparatively new and its implementation is still developing. While the above information summarises the board's current understanding, that understanding could be incorrect, or the way FATCA is implemented could change in a way that would make some or all investors in the sub-funds subject to the 30% withholding tax.

### Common Reporting Standard

Under CRS law, the SICAV is likely to be treated as a Luxembourg reporting financial institution. As such, as of 30 June 2017, the SICAV will be required to annually report to the Luxembourg tax authorities personal and financial information related to the identification and holdings of, and payments made to certain investors and controlling persons of certain non-financial entities that are themselves reportable persons. Certain operations performed by reportable persons will be reported to the Luxembourg tax authorities through the issuance of statements, which will serve as a basis for the annual disclosure to these authorities.

Any shareholder who fails to comply with the SICAV's information or documentation requests may be held liable for penalties imposed on the SICAV that are attributable to the shareholder's failure to provide the documentation.

## Rights We Reserve

We reserve the right to do any of the following at any time:

- **Reject or cancel any request to buy shares**, whether for an initial or additional investment, for any reason. We can reject the entire request or part of it.
  - Refuse your investment if we do not receive all documentation we consider necessary to open your account. Without prejudice to other specific rules (see “Fight Against Money Laundering and Financing of Terrorism”), we will return your initial investment money without interests.
  - **Redeem your shares and send you the proceeds or switch your holding to another class if you no longer meet the qualifying criteria for the share class you hold.** We will give you 30 calendar days' notice before doing so, to allow you time to switch to another class or redeem the shares.
  - **Request proof of eligibility to hold shares or compel an ineligible shareholder to relinquish ownership.** If we believe that shares are being held in whole or in part by an ineligible owner, or that the circumstances of ownership may cause the SICAV to be taxed by jurisdictions other than Luxembourg, we may redeem the shares without the owner's consent. At our option, we may request certain information from the owner to establish eligibility, but we may still at any time proceed with forcible redemption. The SICAV will not be held liable for any gain or loss associated with these redemptions.
  - **Temporarily suspend the calculation of NAVs or transactions in a sub-fund's shares** when any of the following is true:
    - the principal stock exchanges or markets associated with a substantial portion of the sub-fund's investments are closed during a time when they normally would be open, or their trading is restricted or suspended;
    - a master fund of which the sub-fund is a feeder fund has suspended its NAV calculations or share transactions;
    - the board believes an emergency exists that has made it impractical to reliably value or to trade sub-fund assets; this may include political, military, economic, monetary, fiscal, or infrastructure-related events;
    - portfolio transactions are being hampered or blocked by restrictions on cash transfers or currency conversions, cannot be completed at normal exchange rates, or are otherwise affected by any settlement issue;
    - notice has been given of decision to merge the SICAV or the sub-fund, or of a shareholder meeting at which it will be decided whether or not to liquidate the sub-fund or the SICAV;
  - any other circumstance exists, that would justify the suspension for the protection of shareholders;
  - a suspension could apply to any share class and sub-fund, or to all, and to any type of request (buy, switch, redeem). We can also refuse to accept requests to buy switch or redeem shares;
  - during times of suspension, any unprocessed subscription orders are cancelled, and any unprocessed conversion/redemption orders are suspended, unless you withdraw them;
  - if your order is delayed in processing because of a suspension, you will be notified of the suspension within 7 days of your request, and of its termination. If a suspension lasts for an unusually long time, all investors will be notified.
  - **Limit how many shares are redeemed in a short amount of time.** On any business day, no sub-fund will be obligated to process redemption requests that, in total, exceed either 5% of its outstanding shares or 5% of its net assets. To meet these limits, the sub-fund can reduce the requests on a pro rata basis. If this occurs, all orders scheduled to be processed will be processed as partial redemptions with the same pro rata percentage for each order. Unfulfilled portions will be deferred to the next business day without any priority over the new redemption requests. A sub-fund will only limit redemptions when necessary to prevent liquidity constraints that would be detrimental to remaining shareholders.
  - **Process unusually large purchases or redemptions at a price different from NAV.** With any order we believe is large enough that the purchases or liquidations of portfolio securities necessary to process the order may affect the prices at which the transactions occur, we may use actual ask or bid prices (for purchases or liquidations respectively) in determining the amount of redemption proceeds due or the quantity of sub-fund shares purchased.
  - **Accept purchase orders that do not meet the minimum investment requirement** at our entire discretion.
- Use fair market valuation** In any case when a sub-fund has calculated its NAV and there is subsequently a material change in the quoted market prices of that sub-fund's investments, the board may direct the sub-fund to cancel its current NAV and issue a new NAV that reflects fair market values for its holdings. If any transactions were processed at the canceled NAV, the sub-fund may re-process them at the new NAV. The board will only take these measures when it believes they are warranted in light of unusual market volatility or other circumstances. Any fair value adjustments will be applied consistently to all share classes within a sub-fund.

## Fight Against Money Laundering and Financing of Terrorism

To comply with Luxembourg laws, regulations, circulars, etc. aimed at preventing money laundering and the financing of terrorism, we or any distributor or delegate (especially the Registrar and Transfer Agent) may require certain types of account documentation to allow us ensuring proper identification of Investors and ultimate beneficial owners.

We or any distributor or delegate may ask you in addition to the application form, any information and supporting documents we deem necessary as determined from time to time (either before opening an account or at any time afterward) to ensure proper identification in the meaning of applicable laws and regulations, including information about the beneficial ownership, proof of residence, source of funds and origin of wealth in order to be compliant at all times with applicable laws and regulations.

You will also be required regularly to supply updated documentation and in general, you must ensure at all times that each piece of information and documentation provided, especially on the beneficial ownership, remains up to date.

In case you subscribe through an intermediary and/or nominee investing on your behalf, enhanced due diligence measures are applied in accordance with applicable laws and regulations, to analyse the robustness of the AML/CFT control framework of the intermediary/nominee.

Delay or failure to provide the required documentation may result in having any order delayed or not executed, or any proceeds withheld. Neither us or our delegates have any liability for delays or failure to process deals as a result of an investor providing no or only incomplete information and/or documentation.

We shall ensure that due diligence measures on investments are applied on a risk-based approach in accordance with applicable laws and regulations.

### **EXCESSIVE TRADING AND MARKET TIMING**

The sub-funds are in general designed to be long-term investments and not vehicles for frequent trading or for market timing (defined as short-term intended to take advantage of arbitrage opportunities that may arise from the interaction of market opening times and the timing of NAV calculations).

These types of trading are not acceptable as they may disrupt portfolio management and drive up sub-fund expenses to the detriment of other shareholders. We may therefore take various measures to protect shareholder interests, including rejecting, suspending or cancelling any request we believe represents excessive trading or market timing. We may also forcibly redeem your investment, at your sole cost and risk, if we believe you have engaged in excessive trading or market timing.

To determine the extent to which certain transactions are motivated by short-term trading or market timing considerations and therefore may be subject to the policy of restricting certain transactions, the SICAV considers various criteria including the Intermediary's assumption to involve certain volumes and frequencies, market norms, historical patterns and the intermediary's asset levels.

### **LATE TRADING**

We take measures to ensure that any request to buy, switch or redeem shares that arrives after the cut-off time for a given NAV will not be processed at that NAV.

## Privacy of Personal Information

In accordance with the Data Protection Law, the SICAV, acting as data controller, hereby informs the shareholders (or if the shareholder is a legal person, informs the shareholder's contact person and/or beneficial owner) that certain personal data ("Personal Data") provided to the SICAV or its delegates may be collected, recorded, stored, adapted, transferred or otherwise processed for the purposes set out below.

Personal Data includes (i) the name, address (postal and/or e-mail), bank details, invested amount and holdings of a shareholder; (ii) for corporate shareholders: the name and address (postal and/or e-mail) of the shareholders' contact persons, signatories, and the beneficial owners; and (iii) any other personal data the processing of which is required in order to comply with regulatory requirements, including tax law and foreign laws.

Personal Data supplied by shareholders is processed in order to enter into and execute transactions in Shares of the SICAV and for the legitimate interests of the SICAV. In particular, legitimate interests include (a) complying with the SICAV's accountability, regulatory and legal obligations; as well as in respect of the provision of evidence of a transaction or any commercial communication; (b) exercising the business of the SICAV in accordance with reasonable market standards and (c) the processing of Personal Data for the purpose of: (i) maintaining the register of shareholders; (ii) processing transactions in Shares and the payment of dividends; (iii) maintaining controls in respect of late trading and market timing practices; (iv) complying with applicable anti-money laundering rules; (v) marketing and client-related services; (vi) fee administration; and (vii) tax identification under the EU Savings Directive, OECD Common Reporting Standard (the "CRS") and FATCA].

The SICAV may, subject to applicable law and regulation, delegate the processing of Personal Data, to other data recipients such as, inter alia, the Management Company, the Investment Managers, the Sub-Investment Managers, the Administrator, the Registrar and Transfer Agent, the Depository and Paying Agent, the auditor and the legal advisors of the SICAV and their service providers and delegates (the "Recipients").

The Recipients may, under their own responsibility, disclose Personal Data to their agents and/or delegates, for the sole purposes of assisting the Recipients to provide services to the SICAV and/or to fulfil their own legal obligations. Recipients or their agents or delegates may, process Personal Data as data processors (when processing upon instruction of the SICAV), or as data controllers (when processing for their own purposes or to fulfil their own legal obligations). Personal Data may also be transferred to third parties such as governmental or regulatory agencies, including tax authorities, in accordance with applicable law and regulation. In particular, Personal Data may be disclosed to the Luxembourg tax authorities, which in turn may, acting as data controller, disclose the same to foreign tax authorities.

Data processors may include any entity belonging to the Crédit Agricole or Société Générale group of companies (including outside the EU) for the purposes of performing operational support tasks in relation to transactions in the Shares, fulfilling anti-money laundering and counter-terrorist financing obligations, avoiding investment fraud and for compliance with the obligations of CRS.

In accordance with the conditions laid down by the Data Protection Law, shareholders have the right to:

- request access to their Personal Data
- request the correction of their Personal Data where it is inaccurate or incomplete
- object to the processing of their Personal Data
- request erasure of their Personal Data
- request for restriction of the use of their Personal Data and
- request for Personal Data portability

Shareholders may exercise the above rights by writing to the SICAV at the following address: 5, Allée Scheffer L-2520 Luxembourg, Grand Duchy of Luxembourg.

The shareholders also have the right to lodge a complaint with the National Commission for Data Protection (the "CNPD") at the following address: 15, boulevard du Jazz, L-4370 Belvaux, Grand Duchy of Luxembourg, or with any competent data protection supervisory authority.

A shareholder may, at its discretion, refuse to communicate its Personal Data to the SICAV. In this event however, the SICAV may reject the request for subscription for Shares and block an account for further transactions. Personal Data shall not be retained for periods longer than those required for the purpose of its processing subject to any limitation periods imposed by applicable law.

## Information for Investors in Certain Countries

### ITALY

Under the multi-year investment plan distributed in Italy, if a plan investment is terminated before the agreed final date, you may end up paying more in purchase fees than if you had bought the same shares outside of the plan.

# THE SICAV

## Operations and Business Structure

### SICAV name

AMUNDI INDEX SOLUTIONS

### Registered office

5, allée Scheffer  
L-2520 Luxembourg

### Other contact information

amundi.com and/or amundiETF.com  
Tel +352 26 86 80 80

### Legal structure

Open-ended investment company organised as a société anonyme and qualifying as a société d'investissement à capital variable (SICAV)

**Legal jurisdiction** Luxembourg

### Duration

Indefinite

### Articles of incorporation

Dated 9 June 2016 and published on the Recueil électronique des sociétés et associations, on 17 June 2016. Last modified on 31 January 2020 and published in the RESA on 5 March 2020.

### Regulatory authority

Commission de Surveillance du Secteur Financier (CSSF)  
283, route d'Arlon  
L-1150 Luxembourg

**Registration number** RCS Luxembourg B 206.810

### Financial year

October 1 to 30 September

### Capital

Sum of the net assets of all of the sub-funds.

### Minimum capital (under Luxembourg law)

EUR 1,250,000 or equivalent in any other currency.

### Par value of shares

None

### SICAV reporting currency

EUR

### First audited annual report

30 September 2017

### First non-audited semi-annual reports

30 September 2016

31 March 2017

## Structure and Governing Law

The SICAV functions as an "umbrella fund" under which the sub-funds are created and operate. The assets and liabilities of each sub-fund are segregated from those of other sub-funds (meaning that third party creditors have recourse only to the assets of the sub-fund concerned).

The SICAV qualifies as an Undertaking for Collective Investment in Transferable Securities (UCITS) under Part 1 of the 2010 law, and is registered on the official list of collective investment undertakings maintained by the CSSF.

Any legal disputes involving the SICAV, the depositary or any shareholder will be subject to the jurisdiction of the competent Luxembourg court, although the SICAV or the depositary may submit to a competent court of another jurisdiction when that jurisdiction's regulations require it. The ability for a shareholder to bring a claim against the SICAV expires five years after the event on which the claim would be based (30 years in the case of claims concerning entitlement to the proceeds of a liquidation).

## Board of Directors of the SICAV

Mr. Mehdi Balafrej (Chairman)  
Global Head of Product & Capital Markets - Amundi ETF, Indexing & Smart Beta  
Amundi Asset Management  
91-93 Boulevard Pasteur 75730 Paris Cedex 15

Mr. Pierre Jond  
Managing Director  
Amundi Luxembourg  
5, allée Scheffer L-2520 Luxembourg

Nicolas Vauléon  
Chief Executive Officer  
Amundi Global Servicing  
5, allée Scheffer L-2520 Luxembourg

Mr. Christophe Lemarié  
Head of Cross Border Platform and Deputy Head of Retail Marketing  
Amundi Ireland Ltd  
George's Quay Plaza Dublin, Ireland

The board is responsible for the overall management and administration of the SICAV and has broad powers to act on its behalf, including:

- appointing and supervising the management company;
- setting investment policy and approving the appointment of any investment manager or sub-manager;
- making all determinations regarding the launch, modification, merger or discontinuation of sub-funds and share classes, including such matters as timing, pricing, fees, dividend policy and payment and amount of dividends, liquidation of the SICAV, and other conditions, determining whether to list a sub-fund's shares on any stock exchange;
- determining whether and where to publish sub-fund NAVs and dividend notices;
- determining when and in what manner the SICAV will exercise any of the rights reserved in this prospectus or by statute and making any associated shareholder communications;

- ensuring that the management company and the depositary are adequately capitalised and that their appointment is consistent with the 2010 Law and any applicable contracts of the SICAV;
- determining the availability of any share class to any investor or distributor or in any jurisdiction;
- approving any multi-year investment plans, making any changes to the terms, fees, general structure, and extent of shareholder choices it may desire.

The board is responsible for the information in this prospectus and has taken all reasonable care to ensure that it is materially accurate and complete.

Directors serve until their term ends, they resign, or they are revoked, in accordance with the articles of incorporation. Any additional directors will be appointed in accordance with the articles of incorporation and Luxembourg law. Directors may receive compensation for serving on the board. Any such compensation will be disclosed as required by applicable law or regulation.

## Service Providers Engaged by the SICAV

### DEPOSITARY

CACEIS Bank, Luxembourg Branch 5, allée Scheffer 2520 Luxembourg, Luxembourg  
Caceis.com

The depositary holds all of the SICAV's assets, including its cash and securities, either directly or through other financial institutions such as correspondent banks, subsidiaries or affiliates of the depositary, as described in the depositary agreement.

The rights and duties of the depositary are governed by the depositary agreement entered into on June 9, 2016 for an unlimited period of time from the date of its signature.

The depositary is entrusted with the safe-keeping and/or, as the case may be, recordkeeping of the SICAV's assets on behalf of and for the exclusive interest of the shareholders. All assets that can be held in custody are registered in the depositary's books in segregated accounts, opened in the name of the SICAV, in respect of each sub-fund. The depositary must verify the ownership of such assets by the SICAV in respect of each sub-fund, and shall ensure that the SICAV's cash flows are properly monitored.

In addition, the depositary is responsible for ensuring that:

- the sale, issue, repurchase, cancellation and valuation of shares are done according to law and the articles of incorporation;
- all income produced by the SICAV is properly allocated (as specified in the articles);
- all monies due to the SICAV arrive within the customary market period;
- the SICAV carries out the board's instructions (unless they conflict with the law or the articles of incorporation);
- the NAV of the shares is calculated in accordance with the law and the articles of incorporation.

The depositary must use reasonable care in exercising its functions and is liable for the loss or theft of any financial instrument held in custody. In such case, the depositary must return a financial instrument of identical type or the corresponding amount to the SICAV without undue delay unless it proves that the loss is the result of an external event beyond its reasonable control. In compliance with Luxembourg law, the depositary is liable to the SICAV and its shareholders for any loss incurred by the depositary or resulting from its failure to execute or from its wrongful execution of its duties. It may entrust assets to third party banks, financial institutions or clearinghouses but this will not affect its liability. The list of such delegates or the potential conflict of interest that may arise from such delegation is available on the website of the depositary caceis.com section "veille réglementaire". Such list may be updated from time to time.

A complete list of all correspondents/third party custodians may be obtained, free of charge and upon request, from the Depositary. Up-to-date information regarding the identity of the Depositary, the description of its duties and of conflicts of interest that may arise, the safekeeping functions delegated by the Depositary and any conflicts of interest that may arise from such a delegation are also made available to investors on the website of the Depositary, as mentioned above, and upon request. There are many situations in which a conflict of interest may arise, notably when the Depositary delegates its safekeeping functions or when the Depositary also performs other tasks on behalf of the UCITS, such as administrative agency and registrar agency services. These situations and the conflicts of interest thereto related have been identified by the Depositary. In order to protect the UCITS' and its shareholders' interests and comply with applicable regulations, a policy and procedures designed to prevent situations of conflicts of interest and monitor them when they arise have been set in place within the Depositary, aiming namely at :

- identifying and analysing potential situations of conflicts of interest
- recording, managing and monitoring the conflict of interest situations either in:

relying on the permanent measures in place to address conflicts of interest such as maintaining separate legal entities, segregation of duties, separation of reporting lines, insider lists for staff members; or  
implementing a case-by-case management to (i) take the appropriate preventive measures such as drawing up a new watch list, implementing a new Chinese wall, making sure that operations are carried out at arm's length and/or informing the concerned shareholders of the UCITS, or (ii) refuse to carry out the activity giving rise to the conflict of interest.

The Depositary has established a functional, hierarchical and/or contractual separation between the performance of its UCITS depositary functions and the performance of other tasks on behalf of the UCITS, notably, administrative agency and registrar agency services.

Where the law of a third country requires that certain financial instruments be held in custody by a local entity and there are no local entities that satisfy the delegation requirement, the depositary may delegate to a local entity, provided that the investors have been duly informed and that instructions to delegate to the relevant local entity have been given by or for the SICAV.

CACEIS and Amundi are members of the Crédit Agricole Group.

### AUDITOR

PricewaterhouseCoopers, Société Coopérative  
2 rue Gerhard Mercator  
B.P. 1443 L-1014 Luxembourg

The auditor, a "reviseur d'entreprise" appointed at the annual general meeting of shareholders, provides independent review of the financial statements of the SICAV and all sub-funds once a year.

### LOCAL AGENTS

The SICAV may engage local agents in certain countries or markets, whose duties include making available applicable documents (such as the prospectus, KIDs and shareholder reports), in the local language if required. In some countries, use of an agent is mandatory, and the agent may not merely facilitate transactions but may hold shares in its own name on behalf of investors. For information on the local agents in various countries, go to amundi.com and/or amundietf.com

## Shareholder Meetings and Voting

The annual general meeting is generally held in Luxembourg at 11:00 AM CET on the last Friday of January each year, or if that is not a business day (as defined in Luxembourg), then the next business day. In exceptional circumstances the board may hold the annual general meeting outside of Luxembourg. By way of derogation, the first annual general meeting of shareholders shall be held on the first Monday of December 2017. Other shareholder meetings can be held at other places and times; if any are scheduled, notices will be distributed to you and will be made publicly available as required by law or regulation.

Resolutions concerning the interests of all shareholders generally will be taken in a general meeting. Those concerning the rights of the shareholders of a specific sub-fund, share class or share class category may be discussed in a meeting of those shareholders only.

The meeting notice will indicate any applicable quorum requirements as well. When no quorum is required, decisions will be taken if approved by a majority (either a two-thirds majority or a simple majority, as required by law) of those shares that actually vote on the matter, whether in person or by proxy.

Each share gets one vote in all matters brought before a general meeting of shareholders. Fractional shares do not have voting rights. Nominees determine the voting policy for all shares of which they are the owner of record. The same rules apply at any meetings of sub-funds, share classes or share class categories.

For information on admission and voting at any meeting, refer to the applicable meeting notice.

## Expenses

*The SICAV pays the following expenses out of shareholder assets:  
Expenses included in the fees disclosed in "sub-fund Descriptions":*

In the management fee

- fees of the management company and all other service providers, including distributors.

In the administrative fee

- fees of professional firms, such as the auditors and legal advisers;
- government, regulatory, registration, local representatives and cross-border marketing expenses;
- costs of providing information to shareholders, such as the costs of creating, translating, printing and distributing shareholder reports, prospectuses and KIDs;
- extraordinary expenses, such as any legal or other expertise needed to defend the interests of shareholders;
- all other costs associated with operation and distribution, including expenses incurred by the management company, depositary and all service providers in the course of discharging their responsibilities to the SICAV.

Expenses not included in the fees disclosed in "sub-fund Descriptions":

- taxes on assets and income;
- standard brokerage and bank charges incurred on business transactions and securities trades;
- any fees that the board agrees the SICAV should pay to independent board members for their service on the board (currently, no such fees are paid)
- any fees and costs incurred by the agents of Amundi Asset Management centralising orders and supporting best execution; some of these agents may be affiliates of Amundi.

All expenses that are paid from shareholder assets are reflected in NAV calculations, and the actual amounts paid are documented in the SICAV's annual reports.

Recurring expenses will be charged first against current income, then against realised capital gains, and lastly against capital.

Each sub-fund and/or class pays all costs it incurs directly and also pays its pro rata share (based on net asset value) of costs not attributable to a specific sub-fund or class. For each share class whose currency is different from the base currency of the sub-fund, all costs associated with maintaining the separate share class currency (such as currency hedging and foreign exchange costs) will be charged to that share class.

## Best Execution

Each investment manager and sub-investment manager has adopted a best execution policy to implement all reasonable measures to ensure the best possible result for the SICAV, when executing orders. In determining what constitutes best execution, the investment manager and/or sub-investment manager will consider a range of different factors, such as price, liquidity, speed and cost, among others, depending on their relative importance based on the various types of orders or financial instrument. Transactions are principally executed via brokers that are selected and monitored on the basis of the criteria of the best execution policy. Counterparties that are affiliates of Amundi are also considered. To meet its best execution objective, the investment manager and/or sub-investment manager may choose to use agents (affiliates of Amundi or not) for its order transmission and execution activities.

The investment manager and sub-investment manager may use soft commission arrangements to enable them to obtain goods, services or other benefits (such as research) that are beneficial to the management of the SICAV, in the best interest of the shareholders. All transactions undertaken on a soft commission basis in respect of the SICAV will be subject to the fundamental rule of best execution and will also be disclosed in the shareholder reports.

## Notices and Publications

### PUBLICATION OF NOTICES

Notice of any developments concerning your investment in the SICAV or its sub-funds, unless other communication media are specified in the Prospectus or required in accordance with the applicable laws and regulations, will be notified through the website <https://www.amundi.lu/retail/Shareholder-Notices/Amundi-Index-Solution> or any successors thereto. You are consequently invited to consult this website on a regular basis.

NAVs and notices of dividends for all existing share classes of all sub-funds are available from the registered office, and through other financial and media outlets as determined by the board. NAVs are also available at [finesti.com](http://finesti.com)

Information on past performance appears in the KID or in the relevant "Past performance" section of [www.amundietf.com](http://www.amundietf.com) for each sub-fund, by share class, and in the shareholder reports. Audited annual reports are issued within four months of the end of the financial year. Unaudited semi-annual reports are issued within two months of the end of the period they cover. Accounts for the SICAV are expressed in EUR and sub-fund accounts are expressed in the base currency of each sub-fund.

### COPIES OF DOCUMENTS

You can access various documents about the SICAV online at [amundi.com](http://amundi.com) and/or [amundietf.com](http://amundietf.com), at a local agent (if one exists in your country) or at the registered office, including:

- KIDs
- shareholder reports (latest annual report and semi-annual report)
- notices to shareholders
- the prospectus
- the SICAV's policies on best execution, haircut policy, financial guarantees, complaint handling, managing conflicts of interest, and the voting rights associated with portfolio securities
- the management company's remuneration policy

Also at the registered office, you can read or get copies of all of the above documents as well as other relevant documents, such as the articles of incorporation, the policy for managing conflicts of interest, and certain key agreements between the SICAV and the management company, investment managers and service providers.



## Liquidation, Reorganisations or Merger

### LIQUIDATION

The board may decide to liquidate any sub-fund or share class if any of the following is true:

- the value of all assets of the sub-fund or share class falls below what the board views as the minimum for efficient operation;
- the liquidation is justified by a significant change in economic or political situation affecting the investments of the sub-fund or share class;
- the liquidation is part of a project of rationalisation (such as an overall adjustment of sub-fund offerings).

If none of these is true, then any liquidation of a sub-fund or share class requires the approval of the shareholders of the sub-fund or share class. Approval may be given by a simple majority of the shares present or represented at a validly held meeting (no quorum required).

Generally, shareholders of the relevant sub-fund or share class may continue to redeem or switch their shares, free of any redemption and switching fee up to the liquidation date. The prices at which these redemptions and switches are executed will reflect any costs relating to the liquidation. The board can suspend or refuse redemptions and switches if it believes it is in the best interests of shareholders.

Only the liquidation of the last remaining sub-fund will result in the liquidation of the SICAV. In such a case, once liquidation is decided upon, the SICAV and all sub-funds must cease issuing new shares except for the purpose of liquidation.

The SICAV may itself be dissolved at any time by a resolution of shareholders (for quorum and voting requirements, see the articles of incorporation). In addition, if it is determined that the SICAV's capital has fallen below two-thirds of minimum required capital, shareholders must be given the opportunity to vote on dissolution at a general meeting held within 40 days of the determination. Dissolution will occur if approved by a majority of the shares present and represented at the meeting, or by 25% of the shares present and represented if the SICAV's capital is below 25% of the minimum (no quorum required).

Should the SICAV need to liquidate, one or more liquidators appointed by the shareholders meeting will liquidate the SICAV's assets in the best interest of shareholders and will distribute the net proceeds (after deduction of any costs relating to the liquidation) to shareholders in proportion to their holdings.

Amounts from any liquidations that are not claimed promptly by shareholders will be deposited in escrow with the "Caisse de Consignation". Amounts still unclaimed after 30 years will be forfeited according to Luxembourg law.

### MERGERS OF THE SICAV

The SICAV may be subject to cross-border and domestic merger either as a merging UCITS or as a receiving UCITS as permitted by the 2010 law. The Board is authorised to approve mergers of other UCITS into the SICAV and to set effective dates for such mergers. However, a merger of the SICAV into another UCITS must be approved by a majority of the shares present or represented at a shareholder meeting.

The general meeting of shareholders, deciding by simple majority of the votes cast by shareholders present or represented at the meeting without any quorum constraint, shall be competent to decide on the effective date of merger, in case the SICAV is the merging UCITS and thus, ceases to exist as a result of the merger. The effective date of merger shall be recorded by notarial deed.

Notice of the merger shall be given to the shareholders of the SICAV. Each shareholder shall be given the possibility, within a period of 30 days as of the date of the notice, to request either the repurchase of its Shares, free of any charges, or, as the case may be, the conversion of its Shares, free of any charges.

The SICAV may also absorb any other Luxembourg or foreign UCI incorporated under a corporate form in compliance with the 1915 Law and any other applicable laws and regulations.

In addition, the Board may decide to proceed, in accordance with applicable laws and regulations, with the absorption by the SICAV, including by way of merger or by acceptance of a contribution in kind, of a Luxembourg or foreign UCI (other than a UCITS) constituted under a non-corporate form. In case of a merger, the exchange ratio between the relevant shares of the SICAV and the shares or units of the absorbed UCI thereof will be calculated on the basis of the relevant net asset value per share or unit as of the effective date of the absorption.

In the case of a contribution in kind, a report relating to the contributed assets must be delivered to the SICAV by an independent auditor (*réviseur d'entreprises agréé*) save as otherwise provided for under applicable laws.

Any costs incurred in connection with a contribution in kind of other securities or assets shall be borne by the relevant shareholder(s) making the contribution, or by such other third party(ies) as agreed by the SICAV.

In addition, the nature and type of assets to be accepted in any such case shall be determined by the board of directors and must correspond to the investment policy and restrictions of the SICAV.

## MERGERS AND DIVISIONS OF SUB-FUNDS

Any sub-fund may be merged, either as a merging sub-fund or as a receiving Sub-Fund, with another sub-fund, or a foreign and/or a Luxembourg UCITS or sub-fund thereof, in accordance with the definitions, procedures and conditions set out in the 2010 Law. The Board will be competent to decide on such a merger as well as on the effective date thereof.

The Board may also decide to proceed, in accordance with applicable laws and regulations, with the absorption by any sub-fund, including by way of merger or by acceptance of a contribution in kind, from one or several sub-funds of another Luxembourg or foreign UCI (other than a UCITS) irrespective of its legal form.

In case of a merger, the exchange ratio between the relevant shares of the relevant sub-fund thereof and the shares or units of the absorbed UCI thereof will be calculated on the basis of the relevant net asset value per share or unit as of the effective date of the absorption. In the case of a contribution in kind, a report relating to the contributed assets must be delivered to the Sub-Fund by an independent auditor (réviseur d'entreprises agréé) save as otherwise provided for under applicable laws.

Any costs incurred in connection with a contribution in kind of other securities or assets shall be borne by the relevant shareholder(s) making the contribution, or by such other third party(ies) as agreed by the SICAV. In addition, the nature and type of assets to be accepted in any such case shall be determined by the board of directors and must correspond to the investment policy and restrictions of the relevant Sub-Fund.

Any sub-fund may also be merged, as a receiving sub-fund, with another Luxembourg and/or foreign UCI (other than a UCITS) in accordance with the definitions, procedures and conditions set out in the 2010 Law. The Board will be competent to decide on such a merger as well as on the effective date thereof.

Insofar as the effective date of the merger requires the approval of the shareholders concerned by the merger pursuant to the provisions of the 2010 Law, the general meeting of shareholders deciding by simple majority of the votes cast by shareholders present or represented at the meeting, is competent to approve such an effective date of the merger. No quorum requirement will be applicable.

In all cases, notice of merger will be given to the shareholders. When the approval of shareholders is required, each shareholder of the relevant Sub-Fund(s) or Classes shall be given the possibility, within a period of one month as of the date of the sending, to request either the repurchase of its Shares, free of any charges, or the conversion of its Shares, free of any charges.

Subject to obtaining any prior necessary regulatory non-objection, the Board may decide on the division of any Sub-Fund into two or more Sub-Funds and/or into other sub-funds, in accordance with applicable laws and regulations. The Board will be competent to decide on such division and/or partial division as well as on the effective date thereof.

## CONSOLIDATION AND DIVISION OF CLASS(ES)

Subject to obtaining any necessary regulatory prior non-objection, the Board may decide on the division or consolidation of any Class into two or more Classes of any Sub-Fund and/or into other share class(es), in accordance with applicable laws and regulations. The Board will be competent to decide on such consolidation and/or division as well as on the effective date thereof.

In all cases, notice of the consolidation or the division shall be given to the shareholders of the relevant class(s) of the SICAV. Each shareholder shall be given the possibility, within a period of 30 days as of the date of the notice, to request either the repurchase of its shares, free of any charges, or the conversion of its shares, free of any charges.

# THE MANAGEMENT COMPANY

## Operations and Business Structure

### Management company name

Amundi Luxembourg S.A

### Registered office and operations center

5, allée Scheffer  
L-2520 Luxembourg  
Tel +352 26 86 80 80  
Fax +352 26 86 80 99

### Legal form of company

Société Anonyme

### Incorporated

20 December 1996

### Articles of incorporation

First effective on 20 December 1996 and published in the Mémorial on 28 January 1997. Last modified on 1 January 2018 and published in the RESA on 8 January 2018.

### Regulatory authority

Commission de Surveillance du Secteur Financier (CSSF)  
283, route d'Arlon  
L-1150 Luxembourg

### Registration number

B 57.255

### Capital

EUR 17,785,525

### Other FCP managed

Amundi S.F.  
Amundi SIF  
Amundi Total Return  
CAMCA Lux Finance  
Amundi Unicredit Premium Portfolio  
Innovative Investment Funds Solutions  
Amundi Asia Funds

### RESPONSABILITIES

The management company is responsible for investment management, administrative services, marketing services and distribution services. The management company also serves as domiciliary agent, in which capacity it is responsible for the administrative work required by law and the articles of incorporation, and for keeping the books and records of the sub-funds and the SICAV. The management company is subject to Chapter 15 of the 2010 Law.

The management company has the option of delegating to third parties some or all of its responsibilities. For example, so long as it retains control and supervision, the management company can appoint one or more investment managers to handle the day-to-day management of sub-fund assets, or one or more advisors to provide investment information, recommendations and research concerning prospective and existing investments. The management company can also appoint various service providers, including those listed below, and can appoint distributors to market and distribute sub-fund shares in any jurisdiction where the shares are approved for sale.

### FEES

The management company is entitled to receive a management company fee as indicated for each sub-fund in sub-fund Descriptions. This fee is calculated based on each sub-fund's daily net assets and is paid quarterly in arrears. The management company pays any investment managers, service providers and distributors out of the management company fee. The management company may decide to waive some or all of its fee in order to reduce the impact on performance. These waivers may be applied to any sub-fund or share class, for any amount of time and to any extent, as determined by the management company.

### AGREEMENTS WITH MANAGERS AND OTHER SERVICE PROVIDERS

The investment managers, investment sub-managers, and all other service providers have agreements with the management company to serve for an indefinite period. An investment manager in material breach of its contract can be terminated immediately by the SICAV. Otherwise, investment managers and other service providers can resign or be replaced upon 90 days' notice.

### REMUNERATION POLICY

The management company has designed and implemented a remuneration policy that is consistent with and promotes sound and effective risk management by having a business model that by its nature does not encourage excessive risk taking, such risk being inconsistent with the risk profile of the sub-funds. The management company has identified those of its staff members whose professional activity has a material impact on the risk profiles of the sub-funds, and will ensure that these staff members comply with the remuneration policy. The remuneration policy integrates governance, a pay structure that is balanced between fixed and variable components and risk and long-term performance alignment rules. These alignment rules are designed to be consistent with the interests of the management company, the SICAV and the shareholders, with respect to such considerations as business strategy, objectives, values and interest and includes measures to avoid conflicts of interests. The management company ensures that the calculation of any performance-based remuneration is based on the applicable multi-year performance figures of the SICAV and that the actual payment of such remuneration is spread over the same period. The details of the current remuneration policy of the management company, such as a description of how remuneration and benefits are calculated and the identity of the persons responsible for awarding the remuneration and benefits, are available on <https://www.amundi.lu/retail/Local-Content/Footer/Quick-Links/Regulatory-information/Amundi> and a paper copy is available to investors free of charge upon request to the registered office of the management company.

## Board of Directors

*Directors of the management company employed by Amundi*

Mr. Pierre Jond  
Managing Director  
Amundi Luxembourg S.A.

Mr. David Joseph Harte  
Deputy Head of Operations, Services & Technology Division  
Amundi Ireland Ltd

Mr. Enrico Turchi  
Managing Director  
Amundi Luxembourg S.A.

*Director of the management company not employed by Amundi*

Mr. Claude Kremer  
Partner of Arendt & Medernach

Mr. Pascal Biville  
Independent Director

Mr. François Marion  
Independent Director

## Conducting Officers

Mr Pierre Jond (Director)  
Managing Director / Chief Executive Officer  
Amundi Luxembourg S.A.

Mr. Enrico Turchi  
Managing Director / Deputy Chief Executive Officer  
Amundi Luxembourg S.A.

Mr. Pierre Bosio  
Chief Operating Officer  
Amundi Luxembourg S.A.

Mr Charles Giraldez  
Deputy Chief Executive Officer  
Amundi Luxembourg S.A.

Mr. Benjamin Launay  
Real Estate Portfolio Manager  
Amundi Luxembourg S.A.

Mrs. Loredana Carletti  
Head of Amundi Real Assets Luxembourg  
Amundi Luxembourg S.A.

## Service Providers Engaged by the Management Company

### INVESTMENT MANAGERS

Amundi Asset Management S.A.S.  
Head office: 91-93 Boulevard Pasteur 75730 Paris Cedex 15

Amundi Japan Ltd  
Hibiya Dai Building, 1-2-2, Uchisaiwai-cho, Chiyoda-ku TOKYO  
#100-0011, Japan

### SUB-INVESTMENT MANAGER

Amundi Japan Ltd (address above)

The investment manager is responsible for day-to-day management of the sub-funds.

Upon request of the board, the investment manager may provide advice and assistance to the board in setting investment policy and in determining related matters for the SICAV or for any sub-fund.

The investment manager has the option of delegating to investment sub-managers, at its own expense and responsibility and with the approval of the board, the management company and the CSSF, any or all of its investment management and advisory duties.

For example, so long as it retains control and supervision, the management company can appoint one or more investment sub-managers to handle the day-to-day management of sub-fund assets, or one or more advisors to provide investment information, recommendations and research concerning prospective and existing investments.

### ADMINISTRATIVE AGENT

CACEIS Bank, Luxembourg Branch.  
5, allée Scheffer L-2520 Luxembourg

The administrative agent is responsible for certain administrative and clerical services delegated to it, including calculating NAVs and assisting with the preparation and filing of financial reports.

### REGISTRAR, TRANSFER AGENT, AND PAYING AGENT

CACEIS Bank, Luxembourg Branch  
5, allée Scheffer L-2520 Luxembourg

The registrar and transfer agent is responsible for maintaining the SICAV's register of shareholders and for processing requests to issue, buy sell, redeem, switch or transfer sub-fund shares.

## Annex 1 - ESG Related Disclosures

**Pre-contractual disclosure for the financial products referred to in Article 8, paragraphs 1, 2 and 2a, of Regulation (EU) 2019/2088 and Article 6, first paragraph, of Regulation (EU) 2020/852**

**Sustainable investment**

means an investment in an economic activity that contributes to an environmental or social objective, provided that the investment does not significantly harm any environmental or social objective and that the investee companies follow good governance practices.

The **EU Taxonomy** is a classification system laid down in Regulation (EU) 2020/852, establishing a list of **environmentally sustainable economic activities**. That Regulation does not lay down a list of socially sustainable economic activities. Sustainable investments with an environmental objective might be aligned with the Taxonomy or not.



**Sustainability**

**indicators** measure how the environmental or social characteristics promoted by the financial product are attained.

**Product name:**  
AMUNDI GLOBAL AGG SRI 1-5

**Legal entity identifier:**  
213800KMRNQ4SR4RKX08

**Environmental and/or social characteristics**

**Does this financial product have a sustainable investment objective?**

**Yes**    **No**

It will make a minimum of **sustainable investments with an environmental objective:** \_\_%

in economic activities that qualify as environmentally sustainable under the EU Taxonomy

in economic activities that do not qualify as environmentally sustainable under the EU Taxonomy

It will make a minimum of **sustainable investments with a social objective:** \_\_%

**It promotes Environmental/Social (E/S) characteristics** and while it does not have as its objective a sustainable investment, it will have a minimum proportion of 1% of sustainable investments

with an environmental objective in economic activities that qualify as environmentally sustainable under the EU Taxonomy

with an environmental objective in economic activities that do not qualify as environmentally sustainable under the EU Taxonomy

with a social objective

It promotes E/S characteristics, but **will not make any sustainable investments**

**What environmental and/or social characteristics are promoted by this financial product?**

The Sub-Fund promotes environmental and/or social characteristics through among others, replicating an Index integrating an environmental, social and governance ("ESG") rating.

The Index methodology is constructed using a "Best-in-class approach": best ranked companies are selected to construct the Index.

"Best-in-class" is an approach where leading or best-performing investments are selected within a universe, industry sector or class. Using such Best-in-class approach, the Index follows an extra-financial approach significantly engaging that permits the reduction by at least 20% of the initial investment universe (expressed in number of issuers).

**What sustainability indicators are used to measure the attainment of each of the environmental or social characteristics promoted by this financial product?**

The MSCI ESG Rating is used to measure the attainment of each of the environmental and or social characteristic promoted by this financial product.

MSCI ESG Rating methodology uses a rules-based methodology designed to measure a company's resilience to long-term, industry material ESG risks. It is based on extra-financial ESG key issues that

focus on the intersection between a company's core business and the industry-specific issues that may create significant risks and opportunities for the company. The ESG key issues are weighted according to impact and time horizon of the risk or opportunity. The ESG key issues include for instance, but are not limited to, water stress, carbon emissions, labor management or business ethics.

More detailed on MSCI ESG Rating can be found on the following link:

<https://www.msci.com/documents/1296102/21901542/ESG-Ratings-Methodology-Exec-Summary.pdf>

More details on MSCI ESG Controversy score can be found on the following link:

<https://www.msci.com/documents/1296102/14524248/MSCI+ESG+Research+Controversies+Executive+Summary+Methodology+-+July+2020.pdf/b0a2bb88-2360-1728-b70e-2f0a889b6bd4>

More precisely, Bloomberg MSCI Global Aggregate 500MM ex Securitized 1-5 Year Sustainable SRI Sector Neutral Index ("the Index") applies the following filters:

1. Securities composing the Index must have an ESG rating of BBB or higher to be eligible.
2. Companies involved in business lines/activities\*: such as Alcohol, Tobacco, Gambling, Adult Entertainment, Genetically Modified organisms (GMO), Nuclear Power, Conventional and Controversial Weapons, Civilian Firearms, Thermal Coal or Fossil Fuels, as per the standard Bloomberg MSCI SRI screen, are excluded.
3. Companies with a "Red" MSCI ESG Controversies score, which measures an issuer's involvement in major ESG controversies and how well they adhere to international norms and principles are excluded.

If after having applied the ESG filters, less than 20% of the total number of issuers in the eligible universe are excluded, then remaining issuers are ranked according to the following criteria:

- MSCI ESG Rating score (higher Ticker ESG Rating score preferred to remain in the index)
  - MSCI ESG Controversies score (higher Ticker Controversies score preferred to remain in the index)
- Then based on this ranking, issuers will be excluded from the index, until the number of excluded issuers is higher than 20% of the eligible universe total number of issuers.

The remaining securities are weighted according to their total market capitalization, rescaled to maintain sector neutral allocation to its Parent Index.

\* For more information on the business lines/activities and the screen, please refer to the Index methodology available on [bloombergindices.com](http://bloombergindices.com)

● ***What are the objectives of the sustainable investments that the financial product partially intends to make and how does the sustainable investment contribute to such objectives?***

The objectives of the sustainable investments are to invest in investee companies that seek to meet two criteria:

- 1) follow best environmental and social practices; and
- 2) avoid making products or providing services that harm the environment and society.

In order for the investee company to be deemed to contribute to the above objective it must be a "best performer" within its sector of activity on at least one of its material environmental or social factors.

The definition of "best performer" relies on Amundi's proprietary ESG methodology which aims to measure the ESG performance of an investee company. In order to be considered a "best performer", an investee company must perform with the best top three rating (A, B or C, out of a rating scale

going from A to G) within its sector on at least one material environmental or social factor. Material environmental and social factors are identified at a sector level. The identification of material factors is based on Amundi ESG analysis framework which combines extra-financial data and qualitative analysis of associated sector and sustainability themes. Factors identified as material result in a contribution of more than 10% to the overall ESG score. For energy sector for example, material factors are: emissions and energy, biodiversity and pollution, health and security, local communities and human rights. For a more complete overview of sectors and factors, please refer to the Amundi ESG Regulatory Statement available at [www.amundi.lu](http://www.amundi.lu)

To contribute to the above objectives, the investee company should not have significant exposure to activities (e.g. tobacco, weapons, gambling, coal, aviation, meat production, fertilizer and pesticide manufacturing, single-use plastic production) not compatible with such criteria.

The sustainable nature of an investment is assessed at investee company level.

By applying the Amundi's above described Sustainable Investment definition to the Index constituents of this passively managed ETF Product, Amundi has determined that this Product has the minimum proportion of sustainable investments stated in page 1 above. However, please note that Amundi Sustainable Investment definition is not implemented at the Index methodology level.

**Principal adverse impacts** are the most significant negative impact of investment decisions on sustainability factors relating to environmental, social and employee matters, respect for human rights, anti-corruption and anti-bribery matters.

● ***How do the sustainable investments that the financial product partially intends to make, not cause significant harm to any environmental or social sustainable investment objective?***

To ensure sustainable investments do no significant harm ('DNSH'), Amundi utilises two filters:

The first DNSH test filter relies on monitoring the mandatory Principal Adverse Impacts indicators in Annex 1, Table 1 of the RTS where robust data is available (e.g. GHG intensity of investee companies) via a combination of indicators (e.g. carbon intensity) and specific thresholds or rules (e.g. that the investee company's carbon intensity does not belong to the last decile of the sector).

Amundi already considers specific Principle Adverse Impacts within its exclusion policy as part of Amundi's Responsible Investment Policy. These exclusions, which apply on the top of the tests detailed above, cover the following topics: exclusions on controversial weapons, Violations of UN Global Compact principles, coal and tobacco.

Beyond the specific sustainability factors covered in the first filter, Amundi has defined a second filter, which does not take the mandatory Principal Adverse Impact indicators above into account, in order to verify that the company does not badly perform from an overall environmental or social standpoint compared to other companies within its sector which corresponds to an environmental or social score superior or equal to E using Amundi's ESG rating.

***How have the indicators for adverse impacts on sustainability factors been taken into account?***

The indicators for adverse impacts have been taken into account as detailed in the first do not significant harm (DNSH) filter above:

The first DNSH filter relies on monitoring of mandatory Principal Adverse Impacts indicators in Annex 1, Table 1 of the RTS where robust data is available via the combination of following indicators and specific thresholds or rules:

- Have a CO2 intensity which does not belong to the last decile compared to other companies within its sector (only applies to high intensity sectors), and
- Have a Board of Directors' diversity which does not belong to the last decile compared to other companies within its sector, and



- Be cleared of any controversy in relation to work conditions and human rights.
- Be cleared of any controversy in relation to biodiversity and pollution

Amundi already considers specific Principle Adverse Impacts within its exclusion policy as part of Amundi's Responsible Investment Policy. These exclusions, which apply on the top of the tests detailed above, cover the following topics: exclusions on controversial weapons, Violations of UN Global Compact principles, coal and tobacco.

*How are the sustainable investments aligned with the OECD Guidelines for Multinational Enterprises and the UN Guiding Principles on Business and Human Rights? Details:*

The OECD Guidelines for Multinational Enterprises and the UN Guiding Principles on Business and Human Rights are integrated into our ESG scoring methodology. Our proprietary ESG rating tool assesses issuers using available data from our data providers. For example the model has a dedicated criteria called "Community Involvement & Human Rights" which is applied to all sectors in addition to other human rights linked criteria including socially responsible supply chains, working conditions, and labor relations. Furthermore, we conduct controversy monitoring on a, at minimum, quarterly basis which includes companies identified for human rights violations. When controversies arise, analysts will evaluate the situation and apply a score to the controversy (using our proprietary scoring methodology) and determine the best course of action. Controversy scores are updated quarterly to track the trend and remediation efforts

*The EU Taxonomy sets out a "do not significantly harm" principle by which Taxonomy-aligned investments should not significantly harm EU Taxonomy objectives and is accompanied by specific EU criteria.*

The "do not significantly harm" principle applies only to those investments underlying the financial product that take into account the EU criteria for environmentally sustainable economic activities. The investments underlying the remaining portion of this financial product do not take into account the EU criteria for environmentally sustainable economic activities.

*Any other sustainable investments must also not significantly harm any environmental or social objectives.*



### **Does this financial product consider principal adverse impacts on sustainability factors?**

**X** Yes, The Sub-Fund considers Principal Adverse Impacts as per Annex 1, Table 1 of the RTS applying to the Sub-Fund's strategy and relies on a combination of exclusion policies (normative and sectorial), engagement and voting approaches.

- Exclusion: Amundi has defined normative, activity-based and sector-based exclusion rules covering some of the key adverse sustainability indicators listed by the Disclosure Regulation.

- Engagement: Engagement is a continuous and purpose driven process aimed at influencing the activities or behavior of investee companies. The aim of engagement activities can fall into two categories : to engage an issuer to improve the way it integrates the environmental and social dimension, to engage an issuer to improve its impact on environmental, social, and human rights-related or other sustainability matters that are material to society and the global economy.

- Vote: Amundi's voting policy responds to an holistic analysis of all the long-term issues that may influence value creation, including material ESG issues. For more information please refer to Amundi's Voting Policy .

- Controversies monitoring: Amundi has developed a controversy tracking system that relies on three external data providers to systematically track controversies and their level of severity. This quantitative approach is then enriched with an in-depth assessment of each severe controversy, led by ESG analysts and the periodic review of its evolution. This approach applies to all of Amundi's funds.

For any indication on how mandatory Principal Adverse Impact indicators are used, please refer to the Amundi ESG Regulatory Statement available at [www.amundi.lu](http://www.amundi.lu)

No



### The Investment strategy guides

investment decisions based on factors such as investment objectives and risk tolerance.

### Good

governance practices include sound management structures, employee relations, remuneration of staff and tax compliance.

## What investment strategy does this financial product follow?

To track the performance of Bloomberg MSCI Global Aggregate 500MM ex Securitized 1-5 Year Sustainable SRI Sector Neutral Index ("the Index"), and to minimize the tracking error between the net asset value of the sub-fund and the performance of the Index.

Bloomberg MSCI Global Aggregate 500MM ex Securitized 1-5 Year Sustainable SRI Sector Neutral Index is a bond index, representative of the global fixed-rate investment grade debt market from both developed and emerging markets countries with a remaining maturity between 1 and 5 years following the rules of the Global Agg ex Securitized 500mn 1-5 Year (the "Parent Index") and applies sector and ESG criteria for security eligibility.

### ● **What are the binding elements of the investment strategy used to select the investments to attain each of the environmental or social characteristics promoted by this financial product?**

This is a passively managed ETF. Its investment strategy is to replicate the Index while minimizing the related tracking error.

Bloomberg MSCI Global Aggregate 500MM ex Securitized 1-5 Year Sustainable SRI Sector Neutral Index ("the Index") applies the following filters:

1. Securities composing the Index must have an ESG rating of BBB or higher to be eligible.
2. Companies involved in business lines/activities\*: such as Alcohol, Tobacco, Gambling, Adult Entertainment, Genetically Modified organisms (GMO), Nuclear Power, Conventional and Controversial Weapons, Civilian Firearms, Thermal Coal or Fossil Fuels, as per the standard Bloomberg MSCI SRI screen, are excluded.
3. Companies with a "Red" MSCI ESG Controversies score, which measures an issuer's involvement in major ESG controversies and how well they adhere to international norms and principles are excluded.

If after having applied the ESG filters, less than 20% of the total number of issuers in the eligible universe are excluded, then remaining issuers are ranked according to the following criteria:

- MSCI ESG Rating score (higher Ticker ESG Rating score preferred to remain in the index)
  - MSCI ESG Controversies score (higher Ticker Controversies score preferred to remain in the index)
- Then based on this ranking, issuers will be excluded from the index, until the number of excluded issuers is higher than 20% of the eligible universe total number of issuers.

The remaining securities are weighted according to their total market capitalization, rescaled to maintain sector neutral allocation to its Parent Index.

\* For more information on the business lines/activities and the screen, please refer to the Index methodology available on [bloombergindices.com](http://bloombergindices.com)

The Product strategy is also relying on systematic exclusions policies (normative and sectorials) as further described in Amundi Responsible Investment policy.

● ***What is the committed minimum rate to reduce the scope of the investments considered prior to the application of that investment strategy?***

There is no committed minimum rate to reduce the scope of the investments considered prior to the application of that investment strategy.

● ***What is the policy to assess good governance practices of the investee companies?***

We rely on Amundi ESG scoring methodology. Amundi's ESG scoring is based on a proprietary ESG analysis framework, which accounts for 38 general and sector-specific criteria, including governance criteria. In the Governance dimension, we assess an issuer's ability to ensure an effective corporate governance framework that guarantees it will meet its long-term objectives (e.g. guaranteeing the issuer's value over the long term) The governance sub-criteria considered are: board structure, audit and control, remuneration, shareholders' rights, ethics, tax practices and ESG strategy

Amundi ESG Rating scale contains seven grades, ranging from A to G, where A is the best and G the worst rating. G-rated companies are excluded from our investment universe.



**Asset allocation** describes the share of investments in specific assets.

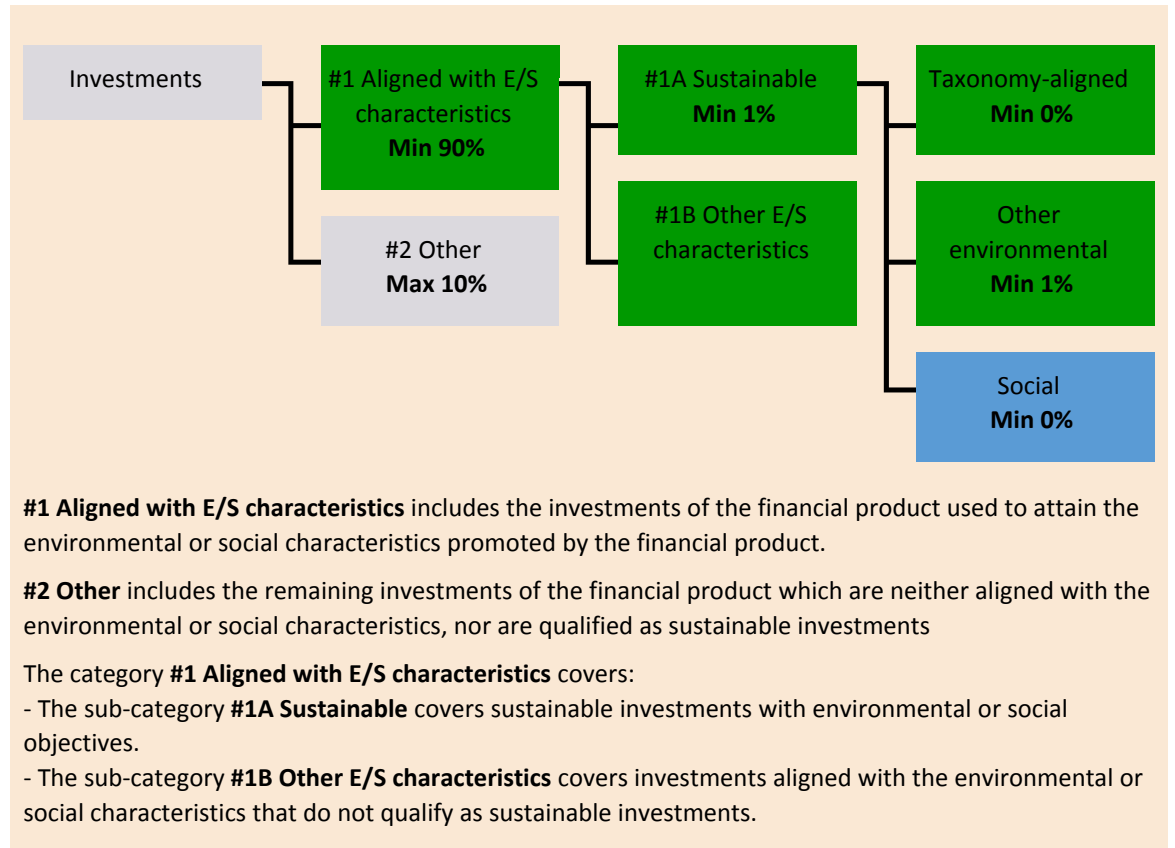
Taxonomy-aligned activities are expressed as a share of:

- **turnover** reflecting the share of revenue from green activities of investee companies
- **capital expenditure (CapEx)** showing the green investments made by investee companies, e.g. for a transition to a green economy.
- **operational expenditure (OpEx)** reflecting green operational activities of investee companies.

## What is the asset allocation planned for this financial product?

At least 90% of the Sub-Fund's securities and instruments will meet the promoted environmental or social characteristics in accordance with the binding elements of the Index methodology. Furthermore, the Sub-Fund commits to have a minimum of 1% of sustainable investments as per the below chart. Investments aligned with other E/S characteristics (#1B) will represent the difference between the actual proportion of investments aligned with environmental or social characteristics (#1) and the actual proportion of sustainable investments (#1A).

The planned proportion of other environmental investment represents a minimum of 1% (i) and may change as the actual proportions of Taxonomy-aligned and/or Social investments increase.



## ● How does the use of derivatives attain the environmental or social characteristics promoted by the financial product?

Derivatives are not used to attain the environmental and social characteristics promoted by the Sub-Fund.

### Enabling activities

directly enable other activities to make a substantial contribution to an environmental objective.

### Transitional activities

are activities for which low-carbon alternatives are not yet available and among others have greenhouse gas emission levels corresponding to the best performance.



## To what minimum extent are sustainable investments with an environmental objective aligned with the EU Taxonomy?

The sub-fund currently has no minimum commitment to sustainable investments with an environmental objective aligned with the EU Taxonomy. The Sub-Fund does not commit to make taxonomy-compliant investments in fossil gas and/or nuclear energy as illustrated below. Nevertheless, as part of the investment strategy, it may invest in companies that are also active in these industries. Such investments may or may not be taxonomy aligned.

### Does the financial product invest in fossil gas and/or nuclear energy related activities that comply with the EU Taxonomy ?

- Yes :
- In fossil gas
  - In nuclear energy
- No

The two graphs below show in green the minimum percentage of investments that are aligned with the EU Taxonomy. As there is no appropriate methodology to determine the Taxonomy-alignment of sovereign bonds\*, the first graph shows the Taxonomy alignment in relation to all the investments of the financial product including sovereign bonds, while the second graph shows the Taxonomy alignment only in relation to the investments of the financial product other than sovereign bonds.

#### 1. Taxonomy-alignment of investments including sovereign bonds\*

- Taxonomy-aligned (no fossil gas and nuclear)
- Non Taxonomy-aligned



#### 2. Taxonomy-alignment of investments excluding sovereign bonds\*

- Taxonomy-aligned (no fossil gas and nuclear)
- Non Taxonomy-aligned



This graph represents 39% of the total investments.\*\*

\* For the purpose of these graphs, 'sovereigns bonds' consist of all sovereign exposures

\*\* This percentage is purely indicative and may vary.

### What is the minimum share of investments in transitional and enabling activities?

The funds has no minimum proportion of investment in transitional or enabling activities.



are sustainable investments with an environmental objective that **do not take into account the criteria** for environmentally sustainable economic activities under the EU Taxonomy.



**What is the minimum share of sustainable investments with an environmental objective that are not aligned with the EU Taxonomy?**

The Sub-Fund will have a minimum commitment of 1% of Sustainable Investments with an environmental objective as indicated in this Annex with no commitment on their alignment with the EU Taxonomy.



**What is the minimum share of socially sustainable investments?**

The Sub-Fund has no minimum share of socially sustainable investments.



**What investments are included under “#2 Other”, what is their purpose and are there any minimum environmental or social safeguards?**

Included in "#2 Other" are cash and instruments for the purpose of liquidity and portfolio risk management. It may also include ESG unrated securities for which data needed for the measurement of attainment of environmental or social characteristics is not available.



**Reference benchmarks** are indexes to measure whether the financial products attain the environmental or social characteristics that they promote.

**Is a specific index designated as a reference benchmark to determine whether this financial product is aligned with the environmental and/or social characteristics that it promotes?**

Yes, the Index has been designated as a reference benchmark to determine whether the Sub-Fund is aligned with the environmental and/or social characteristics that it promotes.

● **How is the reference benchmark continuously aligned with each of the environmental or social characteristics promoted by the financial product?**

According to applicable regulations to index sponsors (including BMR), index sponsors should define appropriate controls/diligence when defining and/or operating index methodologies of regulated indexes.

● **How is the alignment of the investment strategy with the methodology of the index ensured on a continuous basis?**

The investment objective of the Sub-Fund is to track both the upward and downward evolution of the Index, while minimising the difference between the return of the Sub-Fund and the return of the Index.

● **How does the designated index differ from a relevant broad market index?**

Bloomberg MSCI Global Aggregate 500MM ex Securitized 1-5 Year Sustainable SRI Sector Neutral Index is a bond index, representative of the global fixed-rate investment grade debt market from both developed and emerging markets countries with a remaining maturity between 1 and 5 years following the rules of the Global Agg ex Securitized 500mn 1-5 Year (the "Parent Index") and applies sector and ESG criteria for security eligibility.

● **Where can the methodology used for the calculation of the designated index be found?**

Additional information on the Index can be found at <https://www.bloomberg.com/professional/product/indices/bloomberg-fixed-income-indices/#/ucits>



**Where can I find more product specific information online?**

Additional information on the Sub-Fund can be found at [www.amundiETF.com](http://www.amundiETF.com).

**Disclaimer**

15/10/2023.

**Pre-contractual disclosure for the financial products referred to in Article 8, paragraphs 1, 2 and 2a, of Regulation (EU) 2019/2088 and Article 6, first paragraph, of Regulation (EU) 2020/852**

**Sustainable investment**

means an investment in an economic activity that contributes to an environmental or social objective, provided that the investment does not significantly harm any environmental or social objective and that the investee companies follow good governance practices.

The **EU Taxonomy** is a classification system laid down in Regulation (EU) 2020/852, establishing a list of **environmentally sustainable economic activities**. That Regulation does not lay down a list of socially sustainable economic activities. Sustainable investments with an environmental objective might be aligned with the Taxonomy or not.



**Sustainability**

**indicators** measure how the environmental or social characteristics promoted by the financial product are attained.

**Product name:**

AMUNDI EUR SHORT TERM HIGH YIELD CORPORATE BOND ESG 2138001B51SCUCTAZU58

**Legal entity identifier:**

**Environmental and/or social characteristics**

**Does this financial product have a sustainable investment objective?**

**Yes**

**No**

It will make a minimum of **sustainable investments with an environmental objective: \_\_\_%**

in economic activities that qualify as environmentally sustainable under the EU Taxonomy

in economic activities that do not qualify as environmentally sustainable under the EU Taxonomy

It will make a minimum of **sustainable investments with a social objective: \_\_\_%**

**It promotes Environmental/Social (E/S) characteristics** and while it does not have as its objective a sustainable investment, it will have a minimum proportion of 1% of sustainable investments

with an environmental objective in economic activities that qualify as environmentally sustainable under the EU Taxonomy

with an environmental objective in economic activities that do not qualify as environmentally sustainable under the EU Taxonomy

with a social objective

It promotes E/S characteristics, but **will not make any sustainable investments**

**What environmental and/or social characteristics are promoted by this financial product?**

The Sub-Fund promotes environmental and/or social characteristics through among others, replicating an Index integrating an environmental, social and governance ("ESG") rating.

The Index methodology is constructed using a "Best-in-class approach": best ranked companies are selected to construct the Index.

"Best-in-class" is an approach where leading or best-performing investments are selected within a universe, industry sector or class. Using such Best-in-class approach, the Index follows an extra-financial approach significantly engaging that permits the reduction by at least 20% of the initial investment universe (expressed in number of issuers).

**What sustainability indicators are used to measure the attainment of each of the environmental or social characteristics promoted by this financial product?**

The MSCI ESG Rating is used to measure the attainment of each of the environmental and or social characteristic promoted by this financial product.

MSCI ESG Rating methodology uses a rules-based methodology designed to measure a company's resilience to long-term, industry material ESG risks. It is based on extra-financial ESG key issues that



focus on the intersection between a company's core business and the industry-specific issues that may create significant risks and opportunities for the company. The ESG key issues are weighted according to impact and time horizon of the risk or opportunity. The ESG key issues include for instance, but are not limited to, water stress, carbon emissions, labor management or business ethics.

More detailed on MSCI ESG Rating can be found on the following link:

<https://www.msci.com/documents/1296102/21901542/ESG-Ratings-Methodology-Exec-Summary.pdf>

More details on MSCI ESG Controversy score can be found on the following link:

<https://www.msci.com/documents/1296102/14524248/MSCI+ESG+Research+Controversies+Executive+Summary+Methodology+-+July+2020.pdf/b0a2bb88-2360-1728-b70e-2f0a889b6bd4>

More precisely, The eligible universe of the Index includes all securities that compose the Parent Index, which comprises euro denominated bonds issued by public or private corporate issuers with the following eligibility criteria:

- only EUR denominated debt from corporate issuers is eligible, independent of country of risk or origin.
- all bonds must have an average credit rating of BB or B. The average rating is computed by iBoxx, based on the credit ratings provided by the three rating services: Fitch Ratings, Moody's Investors Service or S&P Global Ratings.
- to qualify for the index all eligible bonds must have a remaining time to maturity of at least 2 years, measured from the respective rebalancing date to the maturity date. For bonds already included in the Index, the minimum time to maturity is 1 year at each monthly rebalancing. All bonds must have at the rebalancing day a time to maturity between one and three year.
- all bonds require a minimum amount outstanding of EUR 300 million in order to be eligible for the Index.

Then, the Index screens out the constituents of the Parent Index based on the following criteria:

1. First, securities of companies involved in controversial business lines or activities as per MSCI ESG Research including Adult entertainment, Alcohol, Civilian Firearms, Controversial Weapons, Conventional Weapons, Gambling, Genetically Modified organisms (GMO), Nuclear Power, Nuclear Weapons, Tobacco, Arctic Oil and Gas, Oil Sands, Thermal Coal, Unconventional Oil and Gas are excluded.
2. Securities of companies with an MSCI ESG rating of BB and below are excluded.
3. Companies with an MSCI ESG Controversies Score of less than 1 are excluded. In the event that the above MSCI ESG screenings result in less than 20% of issuers being excluded from the Parent Index at every rebalance date, additional ranking rules are applied to the issuers in the ESG-screened universe, as follows:
  1. MSCI ESG rating score (descending)
  2. MSCI ESG Controversies score (descending)
  3. Issuer market value in the ESG - screened universe (descending)

Based on the above ranking issuers will be excluded one by one (starting with the lowest ranked issuer) until the 20% minimum exclusion rule is satisfied. The remaining securities are weighted according to their total market capitalization with a soft issuer cap of 3%. In the event that there are not enough distinct issuers to satisfy the soft cap, a hard cap of 5% will be used.

For more information on the business activities and the screen, please refer to the Index methodology available on [www.ihsmarkit.com](http://www.ihsmarkit.com)

- ***What are the objectives of the sustainable investments that the financial product partially intends to make and how does the sustainable investment contribute to such objectives?***

The objectives of the sustainable investments are to invest in investee companies that seek to meet two criteria:

- 1) follow best environmental and social practices; and
- 2) avoid making products or providing services that harm the environment and society.

In order for the investee company to be deemed to contribute to the above objective it must be a "best performer" within its sector of activity on at least one of its material environmental or social factors.

The definition of "best performer" relies on Amundi's proprietary ESG methodology which aims to measure the ESG performance of an investee company. In order to be considered a "best performer", an investee company must perform with the best top three rating (A, B or C, out of a rating scale going from A to G) within its sector on at least one material environmental or social factor. Material environmental and social factors are identified at a sector level. The identification of material factors is based on Amundi ESG analysis framework which combines extra-financial data and qualitative analysis of associated sector and sustainability themes. Factors identified as material result in a contribution of more than 10% to the overall ESG score. For energy sector for example, material factors are: emissions and energy, biodiversity and pollution, health and security, local communities and human rights. For a more complete overview of sectors and factors, please refer to the Amundi ESG Regulatory Statement available at [www.amundi.lu](http://www.amundi.lu)

To contribute to the above objectives, the investee company should not have significant exposure to activities (e.g. tobacco, weapons, gambling, coal, aviation, meat production, fertilizer and pesticide manufacturing, single-use plastic production) not compatible with such criteria.

The sustainable nature of an investment is assessed at investee company level.

By applying the Amundi's above described Sustainable Investment definition to the Index constituents of this passively managed ETF Product, Amundi has determined that this Product has the minimum proportion of sustainable investments stated in page 1 above. However, please note that Amundi Sustainable Investment definition is not implemented at the Index methodology level.

**Principal adverse impacts** are the most significant negative impact of investment decisions on sustainability factors relating to environmental, social and employee matters, respect for human rights, anti-corruption and anti-bribery matters.

● ***How do the sustainable investments that the financial product partially intends to make, not cause significant harm to any environmental or social sustainable investment objective?***

To ensure sustainable investments do no significant harm ('DNSH'), Amundi utilises two filters: The first DNSH test filter relies on monitoring the mandatory Principal Adverse Impacts indicators in Annex 1, Table 1 of the RTS where robust data is available (e.g. GHG intensity of investee companies) via a combination of indicators (e.g. carbon intensity) and specific thresholds or rules (e.g. that the investee company's carbon intensity does not belong to the last decile of the sector). Amundi already considers specific Principle Adverse Impacts within its exclusion policy as part of Amundi's Responsible Investment Policy. These exclusions, which apply on the top of the tests detailed above, cover the following topics: exclusions on controversial weapons, Violations of UN Global Compact principles, coal and tobacco. Beyond the specific sustainability factors covered in the first filter, Amundi has defined a second filter, which does not take the mandatory Principal Adverse Impact indicators above into account, in order to verify that the company does not badly perform from an overall environmental or social standpoint compared to other companies within its sector which corresponds to an environmental or social score superior or equal to E using Amundi's ESG rating.

***How have the indicators for adverse impacts on sustainability factors been taken into account?***

The indicators for adverse impacts have been taken into account as detailed in the first do not significant harm (DNSH) filter above:

The first DNSH filter relies on monitoring of mandatory Principal Adverse Impacts indicators in Annex 1, Table 1 of the RTS where robust data is available via the combination of following indicators and specific thresholds or rules:

- Have a CO2 intensity which does not belong to the last decile compared to other companies within its sector (only applies to high intensity sectors), and
- Have a Board of Directors' diversity which does not belong to the last decile compared to other companies within its sector, and
- Be cleared of any controversy in relation to work conditions and human rights.
- Be cleared of any controversy in relation to biodiversity and pollution

Amundi already considers specific Principle Adverse Impacts within its exclusion policy as part of Amundi's Responsible Investment Policy. These exclusions, which apply on the top of the tests detailed above, cover the following topics: exclusions on controversial weapons, Violations of UN Global Compact principles, coal and tobacco.

*How are the sustainable investments aligned with the OECD Guidelines for Multinational Enterprises and the UN Guiding Principles on Business and Human Rights? Details:*

The OECD Guidelines for Multinational Enterprises and the UN Guiding Principles on Business and Human Rights are integrated into our ESG scoring methodology. Our proprietary ESG rating tool assesses issuers using available data from our data providers. For example the model has a dedicated criteria called "Community Involvement & Human Rights" which is applied to all sectors in addition to other human rights linked criteria including socially responsible supply chains, working conditions, and labor relations. Furthermore, we conduct controversy monitoring on a, at minimum, quarterly basis which includes companies identified for human rights violations. When controversies arise, analysts will evaluate the situation and apply a score to the controversy (using our proprietary scoring methodology) and determine the best course of action. Controversy scores are updated quarterly to track the trend and remediation efforts

*The EU Taxonomy sets out a "do not significantly harm" principle by which Taxonomy-aligned investments should not significantly harm EU Taxonomy objectives and is accompanied by specific EU criteria.*

The "do not significantly harm" principle applies only to those investments underlying the financial product that take into account the EU criteria for environmentally sustainable economic activities. The investments underlying the remaining portion of this financial product do not take into account the EU criteria for environmentally sustainable economic activities.

*Any other sustainable investments must also not significantly harm any environmental or social objectives.*



#### **Does this financial product consider principal adverse impacts on sustainability factors?**

**X** Yes, The Sub-Fund considers Principal Adverse Impacts as per Annex 1, Table 1 of the RTS applying to the Sub-Fund's strategy and relies on a combination of exclusion policies (normative and sectorial), engagement and voting approaches.

- Exclusion: Amundi has defined normative, activity-based and sector-based exclusion rules covering

some of the key adverse sustainability indicators listed by the Disclosure Regulation.

- Engagement: Engagement is a continuous and purpose driven process aimed at influencing the activities or behavior of investee companies. The aim of engagement activities can fall into two categories : to engage an issuer to improve the way it integrates the environmental and social dimension, to engage an issuer to improve its impact on environmental, social, and human rights-related or other sustainability matters that are material to society and the global economy.

- Vote: Amundi's voting policy responds to an holistic analysis of all the long-term issues that may influence value creation, including material ESG issues. For more information please refer to Amundi's Voting Policy .

- Controversies monitoring: Amundi has developed a controversy tracking system that relies on three external data providers to systematically track controversies and their level of severity. This quantitative approach is then enriched with an in-depth assessment of each severe controversy, led by ESG analysts and the periodic review of its evolution. This approach applies to all of Amundi's funds.

For any indication on how mandatory Principal Adverse Impact indicators are used, please refer to the Amundi ESG Regulatory Statement available at [www.amundi.lu](http://www.amundi.lu)

No



**The Investment strategy** guides investment decisions based on factors such as investment objectives and risk tolerance.

**Good governance** practices include sound management structures, employee relations, remuneration of staff and tax compliance.

### What investment strategy does this financial product follow?

The Sub-Fund tracks the performance of the iBoxx MSCI ESG EUR High Yield Corporates 1-3 TCA Index(the Index), and minimizes the tracking error between the net asset value of the sub-fund and the performance of the Index.iBoxx MSCI ESG EUR High Yield Corporates 1-3 TCA Index is a bond index representative of euro-denominated BB/B rated bonds issued by corporate issuers that follows the rules of the iBoxx EUR High Yield Corporates 1-3 TCA index (the "Parent Index") and applies ESG criteria for security eligibility.

### What are the binding elements of the investment strategy used to select the investments to attain each of the environmental or social characteristics promoted by this financial product?

This is a passively managed ETF. Its investment strategy is to replicate the Index while minimizing the related tracking error.

The eligible universe of the Index includes all securities that compose the Parent Index, which comprises euro denominated bonds issued by public or private corporate issuers with the following eligibility criteria:

- only EUR denominated debt from corporate issuers is eligible, independent of country of risk or origin.
- all bonds must have an average credit rating of BB or B. The average rating is computed by iBoxx, based on the credit ratings provided by the three rating services: Fitch Ratings, Moody's Investors Service or S&P Global Ratings.
- to qualify for the index all eligible bonds must have a remaining time to maturity of at least 2 years, measured from the respective rebalancing date to the maturity date. For bonds already included in the Index, the minimum time to maturity is 1 year at each monthly rebalancing. All bonds must have at the rebalancing day a time to maturity between one and three year.
- all bonds require a minimum amount outstanding of EUR 300 million in order to be eligible for the Index.

Then, the Index screens out the constituents of the Parent Index based on the following criteria:

1. First, securities of companies involved in controversial business lines or activities as per MSCI ESG

Research including Adult entertainment, Alcohol, Civilian Firearms, Controversial Weapons, Conventional Weapons, Gambling, Genetically Modified organisms (GMO), Nuclear Power, Nuclear Weapons, Tobacco, Arctic Oil and Gas, Oil Sands, Thermal Coal, Unconventional Oil and Gas are excluded.

2. Securities of companies with an MSCI ESG rating of BB and below are excluded.

3. Companies with an MSCI ESG Controversies Score of less than 1 are excluded. In the event that the above MSCI ESG screenings result in less than 20% of issuers being excluded from the Parent Index at every rebalance date, additional ranking rules are applied to the issuers in the ESG-screened universe, as follows:

1. MSCI ESG rating score (descending)
2. MSCI ESG Controversies score (descending)
3. Issuer market value in the ESG - screened universe (descending)

Based on the above ranking issuers will be excluded one by one (starting with the lowest ranked issuer) until the 20% minimum exclusion rule is satisfied. The remaining securities are weighted according to their total market capitalization with a soft issuer cap of 3%. In the event that there are not enough distinct issuers to satisfy the soft cap, a hard cap of 5% will be used.

For more information on the business activities and the screen, please refer to the Index methodology available on [www.ihsmarket.com](http://www.ihsmarket.com)

The Product strategy is also relying on systematic exclusions policies (normative and sectorial) as further described in Amundi Responsible Investment policy.

● ***What is the committed minimum rate to reduce the scope of the investments considered prior to the application of that investment strategy?***

There is no committed minimum rate to reduce the scope of the investments considered prior to the application of that investment strategy.

● ***What is the policy to assess good governance practices of the investee companies?***

We rely on Amundi ESG scoring methodology. Amundi's ESG scoring is based on a proprietary ESG analysis framework, which accounts for 38 general and sector-specific criteria, including governance criteria. In the Governance dimension, we assess an issuer's ability to ensure an effective corporate governance framework that guarantees it will meet its long-term objectives (e.g. guaranteeing the issuer's value over the long term) The governance sub-criteria considered are: board structure, audit and control, remuneration, shareholders' rights, ethics, tax practices and ESG strategy

Amundi ESG Rating scale contains seven grades, ranging from A to G, where A is the best and G the worst rating. G-rated companies are excluded from our investment universe.



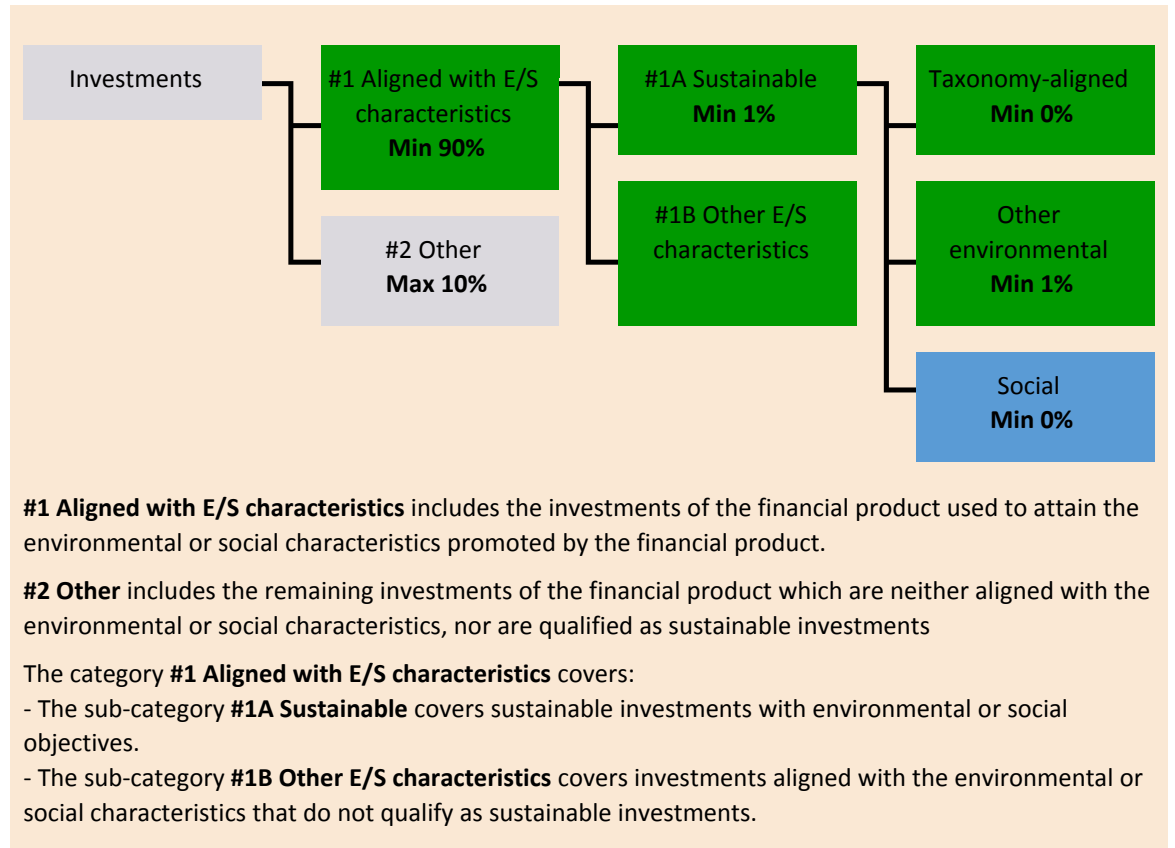
**Asset allocation** describes the share of investments in specific assets.

Taxonomy-aligned activities are expressed as a share of:

- **turnover** reflecting the share of revenue from green activities of investee companies
- **capital expenditure (CapEx)** showing the green investments made by investee companies, e.g. for a transition to a green economy.
- **operational expenditure (OpEx)** reflecting green operational activities of investee companies.

## What is the asset allocation planned for this financial product?

At least 90% of the Sub-Fund's securities and instruments will meet the promoted environmental or social characteristics in accordance with the binding elements of the Index methodology. Furthermore, the Sub-Fund commits to have a minimum of 1% of sustainable investments as per the below chart. Investments aligned with other E/S characteristics (#1B) will represent the difference between the actual proportion of investments aligned with environmental or social characteristics (#1) and the actual proportion of sustainable investments (#1A). The planned proportion of other environmental investment represents a minimum of 1% (i) and may change as the actual proportions of Taxonomy-aligned and/or Social investments increase.



## ● How does the use of derivatives attain the environmental or social characteristics promoted by the financial product?

Derivatives are not used to attain the environmental and social characteristics promoted by the Sub-Fund.

### Enabling activities

directly enable other activities to make a substantial contribution to an environmental objective.

### Transitional activities

are activities for which low-carbon alternatives are not yet available and among others have greenhouse gas emission levels corresponding to the best performance.



## To what minimum extent are sustainable investments with an environmental objective aligned with the EU Taxonomy?

The sub-fund currently has no minimum commitment to sustainable investments with an environmental objective aligned with the EU Taxonomy. The Sub-Fund does not commit to make taxonomy-compliant investments in fossil gas and/or nuclear energy as illustrated below. Nevertheless, as part of the investment strategy, it may invest in companies that are also active in these industries. Such investments may or may not be taxonomy aligned.

### Does the financial product invest in fossil gas and/or nuclear energy related activities that comply with the EU Taxonomy ?

Yes :

In fossil gas

In nuclear energy

No

The two graphs below show in green the minimum percentage of investments that are aligned with the EU Taxonomy. As there is no appropriate methodology to determine the Taxonomy-alignment of sovereign bonds\*, the first graph shows the Taxonomy alignment in relation to all the investments of the financial product including sovereign bonds, while the second graph shows the Taxonomy alignment only in relation to the investments of the financial product other than sovereign bonds.

#### 1. Taxonomy-alignment of investments including sovereign bonds\*

Taxonomy-aligned (no fossil gas and nuclear)

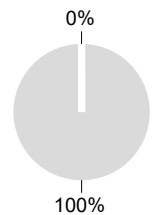
Non Taxonomy-aligned



#### 2. Taxonomy-alignment of investments excluding sovereign bonds\*

Taxonomy-aligned (no fossil gas and nuclear)

Non Taxonomy-aligned



This graph represents 100% of the total investments.\*\*

\* For the purpose of these graphs, 'sovereigns bonds' consist of all sovereign exposures

\*\* This percentage is purely indicative and may vary.

### What is the minimum share of investments in transitional and enabling activities?

The funds has no minimum proportion of investment in transitional or enabling activities.



are sustainable investments with an environmental objective that **do not take into account the criteria** for environmentally sustainable economic activities under the EU Taxonomy.



**What is the minimum share of sustainable investments with an environmental objective that are not aligned with the EU Taxonomy?**

The Sub-Fund will have a minimum commitment of 1% of Sustainable Investments with an environmental objective as indicated in this Annex with no commitment on their alignment with the EU Taxonomy.



**What is the minimum share of socially sustainable investments?**

The Sub-Fund has no minimum share of socially sustainable investments.



**What investments are included under “#2 Other”, what is their purpose and are there any minimum environmental or social safeguards?**

Included in "#2 Other" are cash and instruments for the purpose of liquidity and portfolio risk management. It may also include ESG unrated securities for which data needed for the measurement of attainment of environmental or social characteristics is not available.



**Reference benchmarks** are indexes to measure whether the financial products attain the environmental or social characteristics that they promote.

**Is a specific index designated as a reference benchmark to determine whether this financial product is aligned with the environmental and/or social characteristics that it promotes?**

Yes, the Index has been designated as a reference benchmark to determine whether the Sub-Fund is aligned with the environmental and/or social characteristics that it promotes.

● **How is the reference benchmark continuously aligned with each of the environmental or social characteristics promoted by the financial product?**

According to applicable regulations to index sponsors (including BMR), index sponsors should define appropriate controls/diligence when defining and/or operating index methodologies of regulated indexes.

● **How is the alignment of the investment strategy with the methodology of the index ensured on a continuous basis?**

The investment objective of the Sub-Fund is to track both the upward and downward evolution of the Index, while minimising the difference between the return of the Sub-Fund and the return of the Index.

● **How does the designated index differ from a relevant broad market index?**

iBoxx MSCI ESG EUR High Yield Corporates 1-3 TCA Index is a bond index representative of euro-denominated BB/B rated bonds issued by corporate issuers that follows the rules of the iBoxx EUR High Yield Corporates 1-3 TCA index (the "Parent Index") and applies ESG criteria for security eligibility.

● **Where can the methodology used for the calculation of the designated index be found?**

Additional information on the Index can be found at <https://www.markit.com/Documentation/Product/Iboxx>



**Where can I find more product specific information online?**

Additional information on the Sub-Fund can be found at [www.amundiETF.com](http://www.amundiETF.com).



**Disclaimer**

15/10/2023.

**Pre-contractual disclosure for the financial products referred to in Article 8, paragraphs 1, 2 and 2a, of Regulation (EU) 2019/2088 and Article 6, first paragraph, of Regulation (EU) 2020/852**

**Sustainable investment**

means an investment in an economic activity that contributes to an environmental or social objective, provided that the investment does not significantly harm any environmental or social objective and that the investee companies follow good governance practices.

The **EU Taxonomy** is a classification system laid down in Regulation (EU) 2020/852, establishing a list of **environmentally sustainable economic activities**. That Regulation does not lay down a list of socially sustainable economic activities. Sustainable investments with an environmental objective might be aligned with the Taxonomy or not.



**Sustainability**

**indicators** measure how the environmental or social characteristics promoted by the financial product are attained.

**Product name:**  
AMUNDI MSCI EMU ESG UNIVERSAL SELECT

**Legal entity identifier:**  
2138005S5JAYPLESDA45

**Environmental and/or social characteristics**

**Does this financial product have a sustainable investment objective?**

**Yes**    **X No**

It will make a minimum of **sustainable investments with an environmental objective: \_\_\_%**

in economic activities that qualify as environmentally sustainable under the EU Taxonomy

in economic activities that do not qualify as environmentally sustainable under the EU Taxonomy

It will make a minimum of **sustainable investments with a social objective: \_\_\_%**

**It promotes Environmental/Social (E/S) characteristics** and while it does not have as its objective a sustainable investment, it will have a minimum proportion of 35% of sustainable investments

with an environmental objective in economic activities that qualify as environmentally sustainable under the EU Taxonomy

with an environmental objective in economic activities that do not qualify as environmentally sustainable under the EU Taxonomy

with a social objective

It promotes E/S characteristics, but **will not make any sustainable investments**

**What environmental and/or social characteristics are promoted by this financial product?**

The Sub-Fund promotes environmental and/or social characteristics through among others, replicating an Index integrating an environmental, social and governance ("ESG") rating.

The Index methodology is constructed using a tilted approach:

- the weight of best ranked companies based on their ESG rating will be overall positively tilted.
- the weight of worst ranked companies based on their ESG rating will be overall negatively tilted.

**What sustainability indicators are used to measure the attainment of each of the environmental or social characteristics promoted by this financial product?**

The MSCI ESG Rating is used to measure the attainment of each of the environmental and or social characteristic promoted by this financial product.

MSCI ESG Rating methodology uses a rules-based methodology designed to measure a company's resilience to long-term, industry material ESG risks. It is based on extra-financial ESG key issues that focus on the intersection between a company's core business and the industry-specific issues that may create significant risks and opportunities for the company. The ESG key issues are weighted according to impact and time horizon of the risk or opportunity. The ESG key issues include for instance, but are not limited to, water stress, carbon emissions, labor management or business ethics.

More detailed on MSCI ESG Rating can be found on the following link:

<https://www.msci.com/documents/1296102/21901542/ESG-Ratings-Methodology-Exec-Summary.pdf>

More details on MSCI ESG Controversy score can be found on the following link:

<https://www.msci.com/documents/1296102/14524248/MSCI+ESG+Research+Controversies+Executive+Summary+Methodology+-+July+2020.pdf/b0a2bb88-2360-1728-b70e-2f0a889b6bd4>

More precisely, MSCI EMU ESG UNIVERSAL SELECT Index ("the Index") is defined by excluding securities from the Parent Index universe based on the following criteria:

1. Unrated companies: companies, which have not been assessed or rated by MSCI on the basis of their ESG credentials
2. Companies that, according to the methodology, have faced very severe controversies pertaining to ESG issues over the last three years
3. Companies involved in Controversial Weapons Businesses as defined by the methodology of the MSCI Ex-Controversial Weapons Indexes
4. Companies involved in thermal coal or tobacco production. Each company in the eligible universe is assigned a Combined ESG Score, which is calculated using:

(i) the MSCI security's current ESG rating score and,

(ii) the ESG rating Trend score defined as the change in the security's ESG rating over time.

This combined ESG score is then applied to re-weight the eligible securities in the Index.

● ***What are the objectives of the sustainable investments that the financial product partially intends to make and how does the sustainable investment contribute to such objectives?***

The objectives of the sustainable investments are to invest in investee companies that seek to meet two criteria:

- 1) follow best environmental and social practices; and
- 2) avoid making products or providing services that harm the environment and society.

In order for the investee company to be deemed to contribute to the above objective it must be a "best performer" within its sector of activity on at least one of its material environmental or social factors.

The definition of "best performer" relies on Amundi's proprietary ESG methodology which aims to measure the ESG performance of an investee company. In order to be considered a "best performer", an investee company must perform with the best top three rating (A, B or C, out of a rating scale going from A to G) within its sector on at least one material environmental or social factor. Material environmental and social factors are identified at a sector level. The identification of material factors is based on Amundi ESG analysis framework which combines extra-financial data and qualitative analysis of associated sector and sustainability themes. Factors identified as material result in a contribution of more than 10% to the overall ESG score. For energy sector for example, material factors are: emissions and energy, biodiversity and pollution, health and security, local communities and human rights. For a more complete overview of sectors and factors, please refer to the Amundi ESG Regulatory Statement available at [www.amundi.lu](http://www.amundi.lu)

To contribute to the above objectives, the investee company should not have significant exposure to activities (e.g. tobacco, weapons, gambling, coal, aviation, meat production, fertilizer and pesticide manufacturing, single-use plastic production) not compatible with such criteria.

The sustainable nature of an investment is assessed at investee company level.

By applying the Amundi's above described Sustainable Investment definition to the Index constituents of this passively managed ETF Product, Amundi has determined that this Product has the minimum proportion of sustainable investments stated in page 1 above. However, please note that Amundi Sustainable Investment definition is not implemented at the Index methodology level.

**Principal adverse impacts** are the most significant negative impact of investment decisions on sustainability factors relating to environmental, social and employee matters, respect for human rights, anti-corruption and anti-bribery matters.

● ***How do the sustainable investments that the financial product partially intends to make, not cause significant harm to any environmental or social sustainable investment objective?***

To ensure sustainable investments do no significant harm ('DNSH'), Amundi utilises two filters:

The first DNSH test filter relies on monitoring the mandatory Principal Adverse Impacts indicators in Annex 1, Table 1 of the RTS where robust data is available (e.g. GHG intensity of investee companies) via a combination of indicators (e.g. carbon intensity) and specific thresholds or rules (e.g. that the investee company's carbon intensity does not belong to the last decile of the sector).

Amundi already considers specific Principle Adverse Impacts within its exclusion policy as part of Amundi's Responsible Investment Policy. These exclusions, which apply on the top of the tests detailed above, cover the following topics: exclusions on controversial weapons, Violations of UN Global Compact principles, coal and tobacco.

Beyond the specific sustainability factors covered in the first filter, Amundi has defined a second filter, which does not take the mandatory Principal Adverse Impact indicators above into account, in order to verify that the company does not badly perform from an overall environmental or social standpoint compared to other companies within its sector which corresponds to an environmental or social score superior or equal to E using Amundi's ESG rating.

*How have the indicators for adverse impacts on sustainability factors been taken into account?*

The indicators for adverse impacts have been taken into account as detailed in the first do not significant harm (DNSH) filter above:

The first DNSH filter relies on monitoring of mandatory Principal Adverse Impacts indicators in Annex 1, Table 1 of the RTS where robust data is available via the combination of following indicators and specific thresholds or rules:

- Have a CO2 intensity which does not belong to the last decile compared to other companies within its sector (only applies to high intensity sectors), and
- Have a Board of Directors' diversity which does not belong to the last decile compared to other companies within its sector, and
- Be cleared of any controversy in relation to work conditions and human rights.
- Be cleared of any controversy in relation to biodiversity and pollution

Amundi already considers specific Principle Adverse Impacts within its exclusion policy as part of Amundi's Responsible Investment Policy. These exclusions, which apply on the top of the tests detailed above, cover the following topics: exclusions on controversial weapons, Violations of UN Global Compact principles, coal and tobacco.

*How are the sustainable investments aligned with the OECD Guidelines for Multinational Enterprises and the UN Guiding Principles on Business and Human Rights? Details:*

The OECD Guidelines for Multinational Enterprises and the UN Guiding Principles on Business and Human Rights are integrated into our ESG scoring methodology. Our proprietary ESG rating tool assesses issuers using available data from our data providers. For example the model has a dedicated criteria called "Community Involvement & Human Rights" which is applied to all sectors in addition to other human rights linked criteria including socially responsible supply chains, working conditions, and labor relations. Furthermore, we conduct controversy monitoring on a, at minimum, quarterly basis which includes companies identified for human rights violations. When controversies arise, analysts will evaluate the situation and apply a score to the controversy (using our proprietary scoring methodology) and determine the best course of action. Controversy scores are updated quarterly to track the trend and remediation efforts

*The EU Taxonomy sets out a "do not significantly harm" principle by which Taxonomy-aligned investments should not significantly harm EU Taxonomy objectives and is accompanied by specific EU criteria.*

The "do not significantly harm" principle applies only to those investments underlying the financial product that take into account the EU criteria for environmentally sustainable economic activities. The investments underlying the remaining portion of this financial product do not take into account the EU criteria for environmentally sustainable economic activities.

*Any other sustainable investments must also not significantly harm any environmental or social objectives.*



**Does this financial product consider principal adverse impacts on sustainability factors?**

**X** Yes, The Sub-Fund considers Principal Adverse Impacts as per Annex 1, Table 1 of the RTS applying to the Sub-Fund's strategy and relies on a combination of exclusion policies (normative and sectorial), engagement and voting approaches.

- Exclusion: Amundi has defined normative, activity-based and sector-based exclusion rules covering some of the key adverse sustainability indicators listed by the Disclosure Regulation.

- Engagement: Engagement is a continuous and purpose driven process aimed at influencing the activities or behavior of investee companies. The aim of engagement activities can fall into two categories : to engage an issuer to improve the way it integrates the environmental and social dimension, to engage an issuer to improve its impact on environmental, social, and human rights-related or other sustainability matters that are material to society and the global economy.

- Vote: Amundi's voting policy responds to an holistic analysis of all the long-term issues that may influence value creation, including material ESG issues. For more information please refer to Amundi's Voting Policy .

- Controversies monitoring: Amundi has developed a controversy tracking system that relies on three external data providers to systematically track controversies and their level of severity. This quantitative approach is then enriched with an in-depth assessment of each severe controversy, led by ESG analysts and the periodic review of its evolution. This approach applies to all of Amundi's funds.

For any indication on how mandatory Principal Adverse Impact indicators are used, please refer to the Amundi ESG Regulatory Statement available at [www.amundi.lu](http://www.amundi.lu)

No



**The Investment strategy** guides investment decisions based on factors such as investment objectives and risk tolerance.

**Good governance** practices include sound management structures, employee relations, remuneration of staff and tax compliance.

### What investment strategy does this financial product follow?

To track the performance of MSCI EMU ESG UNIVERSAL SELECT Index ("the Index"), and to minimize the tracking error between the net asset value of the sub-fund and the performance of the Index.

MSCI EMU ESG UNIVERSAL SELECT is an equity index based on the MSCI EMU Index ("Parent Index"), representative of the large and mid- cap securities of the 10 developed countries in the European Economic and Monetary Union.

The index aims to represent the performance of a strategy that increase the exposure compared to the Parent Index to companies with both a robust ESG profile as well as a positive trend in improving that ESG profile.

The methodology aims at adjusting the constituents' free-float market capitalisation weights based upon certain environmental, social and governance ("ESG") metrics.

● ***What are the binding elements of the investment strategy used to select the investments to attain each of the environmental or social characteristics promoted by this financial product?***

This is a passively managed ETF. Its investment strategy is to replicate the Index while minimizing the related tracking error.

MSCI EMU ESG UNIVERSAL SELECT Index ("the Index") is defined by excluding securities from the Parent Index universe based on the following criteria:

1. Unrated companies: companies, which have not been assessed or rated by MSCI on the basis of their ESG credentials
2. Companies that, according to the methodology, have faced very severe controversies pertaining to ESG issues over the last three years
3. Companies involved in Controversial Weapons Businesses as defined by the methodology of the MSCI Ex-Controversial Weapons Indexes
4. Companies involved in thermal coal or tobacco production. Each company in the eligible universe is assigned a Combined ESG Score, which is calculated using:

(i) the MSCI security's current ESG rating score and,

(ii) the ESG rating Trend score defined as the change in the security's ESG rating over time.

This combined ESG score is then applied to re-weight the eligible securities in the Index.

The Product strategy is also relying on systematic exclusions policies (normative and sectorial) as further described in Amundi Responsible Investment policy.

● ***What is the committed minimum rate to reduce the scope of the investments considered prior to the application of that investment strategy?***

There is no committed minimum rate to reduce the scope of the investments considered prior to the application of that investment strategy.

● ***What is the policy to assess good governance practices of the investee companies?***

We rely on Amundi ESG scoring methodology. Amundi's ESG scoring is based on a proprietary ESG analysis framework, which accounts for 38 general and sector-specific criteria, including governance criteria. In the Governance dimension, we assess an issuer's ability to ensure an effective corporate governance framework that guarantees it will meet its long-term objectives (e.g. guaranteeing the issuer's value over the long term) The governance sub-criteria considered are: board structure, audit and control, remuneration, shareholders' rights, ethics, tax practices and ESG strategy

Amundi ESG Rating scale contains seven grades, ranging from A to G, where A is the best and G the worst rating. G-rated companies are excluded from our investment universe.



**Asset allocation** describes the share of investments in specific assets.

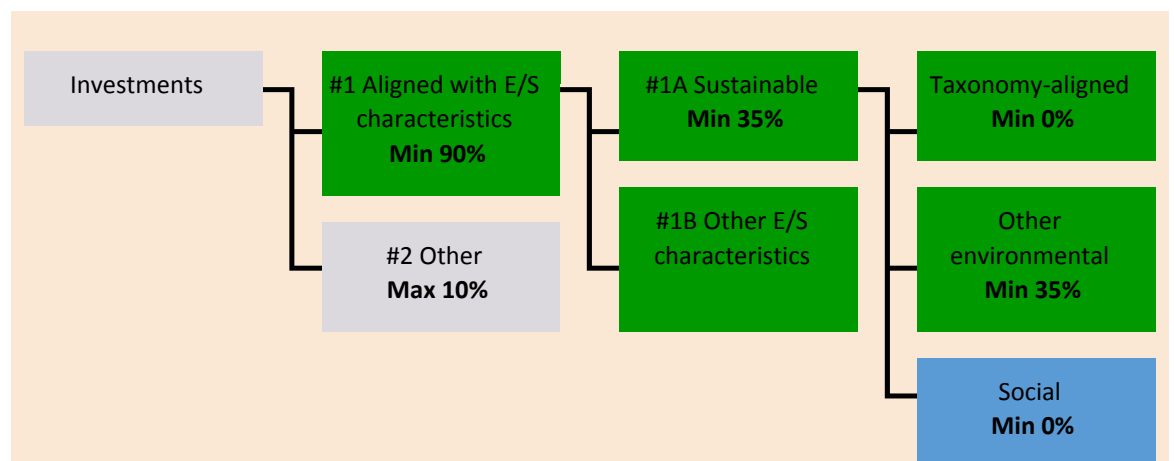
Taxonomy-aligned activities are expressed as a share of:

- **turnover** reflecting the share of revenue from green activities of investee companies
- **capital expenditure (CapEx)** showing the green investments made by investee companies, e.g. for a transition to a green economy.
- **operational expenditure (OpEx)** reflecting green operational activities of investee companies.

### What is the asset allocation planned for this financial product?

At least 90% of the Sub-Fund's securities and instruments will meet the promoted environmental or social characteristics in accordance with the binding elements of the Index methodology. Furthermore, the Sub-Fund commits to have a minimum of 35% of sustainable investments as per the below chart. Investments aligned with other E/S characteristics (#1B) will represent the difference between the actual proportion of investments aligned with environmental or social characteristics (#1) and the actual proportion of sustainable investments (#1A).

The planned proportion of other environmental investment represents a minimum of 35% (i) and may change as the actual proportions of Taxonomy-aligned and/or Social investments increase.



**#1 Aligned with E/S characteristics** includes the investments of the financial product used to attain the environmental or social characteristics promoted by the financial product.

**#2 Other** includes the remaining investments of the financial product which are neither aligned with the environmental or social characteristics, nor are qualified as sustainable investments

The category **#1 Aligned with E/S characteristics** covers:

- The sub-category **#1A Sustainable** covers sustainable investments with environmental or social objectives.
- The sub-category **#1B Other E/S characteristics** covers investments aligned with the environmental or social characteristics that do not qualify as sustainable investments.

### ● How does the use of derivatives attain the environmental or social characteristics promoted by the financial product?

Derivatives are not used to attain the environmental and social characteristics promoted by the Sub-Fund.

### Enabling activities

directly enable other activities to make a substantial contribution to an environmental objective.

### Transitional activities

are activities for which low-carbon alternatives are not yet available and among others have greenhouse gas emission levels corresponding to the best performance.



## To what minimum extent are sustainable investments with an environmental objective aligned with the EU Taxonomy?

The sub-fund currently has no minimum commitment to sustainable investments with an environmental objective aligned with the EU Taxonomy. The Sub-Fund does not commit to make taxonomy-compliant investments in fossil gas and/or nuclear energy as illustrated below. Nevertheless, as part of the investment strategy, it may invest in companies that are also active in these industries. Such investments may or may not be taxonomy aligned.

### Does the financial product invest in fossil gas and/or nuclear energy related activities that comply with the EU Taxonomy ?

Yes :

In fossil gas

In nuclear energy

No

The two graphs below show in green the minimum percentage of investments that are aligned with the EU Taxonomy. As there is no appropriate methodology to determine the Taxonomy-alignment of sovereign bonds\*, the first graph shows the Taxonomy alignment in relation to all the investments of the financial product including sovereign bonds, while the second graph shows the Taxonomy alignment only in relation to the investments of the financial product other than sovereign bonds.

#### 1. Taxonomy-alignment of investments including sovereign bonds\*

■ Taxonomy-aligned (no fossil gas and nuclear)

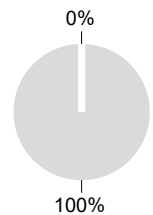
■ Non Taxonomy-aligned



#### 2. Taxonomy-alignment of investments excluding sovereign bonds\*

■ Taxonomy-aligned (no fossil gas and nuclear)

■ Non Taxonomy-aligned



This graph represents 100% of the total investments.\*\*

\* For the purpose of these graphs, 'sovereigns bonds' consist of all sovereign exposures

\*\* This percentage is purely indicative and may vary.

### What is the minimum share of investments in transitional and enabling activities?

The funds has no minimum proportion of investment in transitional or enabling activities.





are sustainable investments with an environmental objective that **do not take into account the criteria** for environmentally sustainable economic activities under the EU Taxonomy.



**What is the minimum share of sustainable investments with an environmental objective that are not aligned with the EU Taxonomy?**

The Sub-Fund will have a minimum commitment of 35% of Sustainable Investments with an environmental objective as indicated in this Annex with no commitment on their alignment with the EU Taxonomy.



**What is the minimum share of socially sustainable investments?**

The Sub-Fund has no minimum share of socially sustainable investments.



**What investments are included under “#2 Other”, what is their purpose and are there any minimum environmental or social safeguards?**

Included in "#2 Other" are cash and instruments for the purpose of liquidity and portfolio risk management. It may also include ESG unrated securities for which data needed for the measurement of attainment of environmental or social characteristics is not available.



**Reference benchmarks** are indexes to measure whether the financial products attain the environmental or social characteristics that they promote.

**Is a specific index designated as a reference benchmark to determine whether this financial product is aligned with the environmental and/or social characteristics that it promotes?**

Yes, the Index has been designated as a reference benchmark to determine whether the Sub-Fund is aligned with the environmental and/or social characteristics that it promotes.

● **How is the reference benchmark continuously aligned with each of the environmental or social characteristics promoted by the financial product?**

According to applicable regulations to index sponsors (including BMR), index sponsors should define appropriate controls/diligence when defining and/or operating index methodologies of regulated indexes.

● **How is the alignment of the investment strategy with the methodology of the index ensured on a continuous basis?**

The investment objective of the Sub-Fund is to track both the upward and downward evolution of the Index, while minimising the difference between the return of the Sub-Fund and the return of the Index.

● **How does the designated index differ from a relevant broad market index?**

MSCI EMU ESG UNIVERSAL SELECT is an equity index based on the MSCI EMU Index ("Parent Index"), representative of the large and mid- cap securities of the 10 developed countries in the European Economic and Monetary Union.

The index aims to represent the performance of a strategy that increase the exposure compared to the Parent Index to companies with both a robust ESG profile as well as a positive trend in improving that ESG profile.

The methodology aims at adjusting the constituents' free-float market capitalisation weights based upon certain environmental, social and governance ("ESG") metrics.

● **Where can the methodology used for the calculation of the designated index be found?**

Additional information on the Index can be found at <https://www.msci.com/index-methodology>



**Where can I find more product specific information online?**

Additional information on the Sub-Fund can be found at [www.amundiETF.com](http://www.amundiETF.com).

**Disclaimer**

15/10/2023.

**Pre-contractual disclosure for the financial products referred to in Article 8, paragraphs 1, 2 and 2a, of Regulation (EU) 2019/2088 and Article 6, first paragraph, of Regulation (EU) 2020/852**

**Sustainable investment**

means an investment in an economic activity that contributes to an environmental or social objective, provided that the investment does not significantly harm any environmental or social objective and that the investee companies follow good governance practices.

The **EU Taxonomy** is a classification system laid down in Regulation (EU) 2020/852, establishing a list of **environmentally sustainable economic activities**. That Regulation does not lay down a list of socially sustainable economic activities. Sustainable investments with an environmental objective might be aligned with the Taxonomy or not.



**Sustainability**

**indicators** measure how the environmental or social characteristics promoted by the financial product are attained.

**Product name:**  
AMUNDI MSCI USA ESG LEADERS SELECT

**Legal entity identifier:**  
2138003G3CHCAIBE6B94

## Environmental and/or social characteristics

### Does this financial product have a sustainable investment objective?

**Yes**    **No**

It will make a minimum of **sustainable investments with an environmental objective**: \_\_\_%

in economic activities that qualify as environmentally sustainable under the EU Taxonomy

in economic activities that do not qualify as environmentally sustainable under the EU Taxonomy

It will make a minimum of **sustainable investments with a social objective**: \_\_\_%

It **promotes Environmental/Social (E/S) characteristics** and while it does not have as its objective a sustainable investment, it will have a minimum proportion of 20% of sustainable investments

with an environmental objective in economic activities that qualify as environmentally sustainable under the EU Taxonomy

with an environmental objective in economic activities that do not qualify as environmentally sustainable under the EU Taxonomy

with a social objective

It promotes E/S characteristics, but **will not make any sustainable investments**

### What environmental and/or social characteristics are promoted by this financial product?

The Sub-Fund promotes environmental and/or social characteristics through among others, replicating an Index integrating an environmental, social and governance ("ESG") rating.

The Index methodology is constructed using a "Best-in-class approach": best ranked companies are selected to construct the Index.

"Best-in-class" is an approach where leading or best-performing investments are selected within a universe, industry sector or class. Using such Best-in-class approach, the Index follows an extra-financial approach significantly engaging that permits the reduction by at least 20% of the initial investment universe (expressed in number of issuers).

### What sustainability indicators are used to measure the attainment of each of the environmental or social characteristics promoted by this financial product?

The MSCI ESG Rating is used to measure the attainment of each of the environmental and or social characteristic promoted by this financial product.

MSCI ESG Rating methodology uses a rules-based methodology designed to measure a company's resilience to long-term, industry material ESG risks. It is based on extra-financial ESG key issues that

focus on the intersection between a company's core business and the industry-specific issues that may create significant risks and opportunities for the company. The ESG key issues are weighted according to impact and time horizon of the risk or opportunity. The ESG key issues include for instance, but are not limited to, water stress, carbon emissions, labor management or business ethics.

More detailed on MSCI ESG Rating can be found on the following link:

<https://www.msci.com/documents/1296102/21901542/ESG-Ratings-Methodology-Exec-Summary.pdf>

More details on MSCI ESG Controversy score can be found on the following link:

<https://www.msci.com/documents/1296102/14524248/MSCI+ESG+Research+Controversies+Executive+Summary+Methodology+-+July+2020.pdf/b0a2bb88-2360-1728-b70e-2f0a889b6bd4>

More precisely, MSCI USA ESG Leaders Select 5% Issuer Capped Index (the "Index") applicable universe includes all securities of the Parent Index.

The securities are selected by applying a combination of values based exclusions and a best-in-class selection process to companies in the MSCI USA Index by:

1. Firstly excluding companies involved in the following business activities as per MSCI ESG Research: Alcohol, Gambling, Tobacco, Nuclear Power, Conventional Weapons, Nuclear Weapons, Controversial Weapons, Civilian Firearms, Thermal Coal and Unconventional Oil & Gas.

2. The remaining companies are rated based on their ability to manage their ESG risks and opportunities and are given a rating which determines their eligibility for inclusion in the Index :

- Companies that are not existing constituents of the MSCI ESG Leaders Indexes must have an MSCI ESG Rating of "BB" or above and the MSCI ESG Controversies score of "3" or above to be eligible.
- Current constituents of the MSCI ESG Leaders Indexes must have a MSCI ESG Rating of "BB" or above and the MSCI ESG Controversies score of "1" or above to remain eligible.

3. A best-in-class selection process is then applied to the remaining eligible securities in the selected universe. The methodology aims to include the securities of companies with the highest ESG ratings making up 50% of the market capitalization in each Global Industry Classification Standard (GICS) sector of the Parent Index.

● ***What are the objectives of the sustainable investments that the financial product partially intends to make and how does the sustainable investment contribute to such objectives?***

The objectives of the sustainable investments are to invest in investee companies that seek to meet two criteria:

- 1) follow best environmental and social practices; and
- 2) avoid making products or providing services that harm the environment and society.

In order for the investee company to be deemed to contribute to the above objective it must be a "best performer" within its sector of activity on at least one of its material environmental or social factors.

The definition of "best performer" relies on Amundi's proprietary ESG methodology which aims to measure the ESG performance of an investee company. In order to be considered a "best performer", an investee company must perform with the best top three rating (A, B or C, out of a rating scale going from A to G) within its sector on at least one material environmental or social factor. Material environmental and social factors are identified at a sector level. The identification of material factors is based on Amundi ESG analysis framework which combines extra-financial data and qualitative analysis of associated sector and sustainability themes. Factors identified as material result in a

contribution of more than 10% to the overall ESG score. For energy sector for example, material factors are: emissions and energy, biodiversity and pollution, health and security, local communities and human rights. For a more complete overview of sectors and factors, please refer to the Amundi ESG Regulatory Statement available at [www.amundi.lu](http://www.amundi.lu)

To contribute to the above objectives, the investee company should not have significant exposure to activities (e.g. tobacco, weapons, gambling, coal, aviation, meat production, fertilizer and pesticide manufacturing, single-use plastic production) not compatible with such criteria.

The sustainable nature of an investment is assessed at investee company level.

By applying the Amundi's above described Sustainable Investment definition to the Index constituents of this passively managed ETF Product, Amundi has determined that this Product has the minimum proportion of sustainable investments stated in page 1 above. However, please note that Amundi Sustainable Investment definition is not implemented at the Index methodology level.

**Principal adverse impacts** are the most significant negative impact of investment decisions on sustainability factors relating to environmental, social and employee matters, respect for human rights, anti-corruption and anti-bribery matters.

● ***How do the sustainable investments that the financial product partially intends to make, not cause significant harm to any environmental or social sustainable investment objective?***

To ensure sustainable investments do no significant harm ('DNSH'), Amundi utilises two filters:

The first DNSH test filter relies on monitoring the mandatory Principal Adverse Impacts indicators in Annex 1, Table 1 of the RTS where robust data is available (e.g. GHG intensity of investee companies) via a combination of indicators (e.g. carbon intensity) and specific thresholds or rules (e.g. that the investee company's carbon intensity does not belong to the last decile of the sector).

Amundi already considers specific Principle Adverse Impacts within its exclusion policy as part of Amundi's Responsible Investment Policy. These exclusions, which apply on the top of the tests detailed above, cover the following topics: exclusions on controversial weapons, Violations of UN Global Compact principles, coal and tobacco.

Beyond the specific sustainability factors covered in the first filter, Amundi has defined a second filter, which does not take the mandatory Principal Adverse Impact indicators above into account, in order to verify that the company does not badly perform from an overall environmental or social standpoint compared to other companies within its sector which corresponds to an environmental or social score superior or equal to E using Amundi's ESG rating.

***How have the indicators for adverse impacts on sustainability factors been taken into account?***

The indicators for adverse impacts have been taken into account as detailed in the first do not significant harm (DNSH) filter above:

The first DNSH filter relies on monitoring of mandatory Principal Adverse Impacts indicators in Annex 1, Table 1 of the RTS where robust data is available via the combination of following indicators and specific thresholds or rules:

- Have a CO2 intensity which does not belong to the last decile compared to other companies within its sector (only applies to high intensity sectors), and
- Have a Board of Directors' diversity which does not belong to the last decile compared to other companies within its sector, and
- Be cleared of any controversy in relation to work conditions and human rights.
- Be cleared of any controversy in relation to biodiversity and pollution

Amundi already considers specific Principle Adverse Impacts within its exclusion policy as part of Amundi's Responsible Investment Policy. These exclusions, which apply on the top of the tests detailed above, cover the following topics: exclusions on controversial weapons, Violations of UN Global Compact principles, coal and tobacco.

*How are the sustainable investments aligned with the OECD Guidelines for Multinational Enterprises and the UN Guiding Principles on Business and Human Rights? Details:*

The OECD Guidelines for Multinational Enterprises and the UN Guiding Principles on Business and Human Rights are integrated into our ESG scoring methodology. Our proprietary ESG rating tool assesses issuers using available data from our data providers. For example the model has a dedicated criteria called "Community Involvement & Human Rights" which is applied to all sectors in addition to other human rights linked criteria including socially responsible supply chains, working conditions, and labor relations. Furthermore, we conduct controversy monitoring on a, at minimum, quarterly basis which includes companies identified for human rights violations. When controversies arise, analysts will evaluate the situation and apply a score to the controversy (using our proprietary scoring methodology) and determine the best course of action. Controversy scores are updated quarterly to track the trend and remediation efforts

*The EU Taxonomy sets out a "do not significantly harm" principle by which Taxonomy-aligned investments should not significantly harm EU Taxonomy objectives and is accompanied by specific EU criteria.*

The "do not significantly harm" principle applies only to those investments underlying the financial product that take into account the EU criteria for environmentally sustainable economic activities. The investments underlying the remaining portion of this financial product do not take into account the EU criteria for environmentally sustainable economic activities.

*Any other sustainable investments must also not significantly harm any environmental or social objectives.*



#### **Does this financial product consider principal adverse impacts on sustainability factors?**

**X** Yes, The Sub-Fund considers Principal Adverse Impacts as per Annex 1, Table 1 of the RTS applying to the Sub-Fund's strategy and relies on a combination of exclusion policies (normative and sectorial), engagement and voting approaches.

- Exclusion: Amundi has defined normative, activity-based and sector-based exclusion rules covering some of the key adverse sustainability indicators listed by the Disclosure Regulation.

- Engagement: Engagement is a continuous and purpose driven process aimed at influencing the activities or behavior of investee companies. The aim of engagement activities can fall into two categories : to engage an issuer to improve the way it integrates the environmental and social dimension, to engage an issuer to improve its impact on environmental, social, and human rights-related or other sustainability matters that are material to society and the global economy.

- Vote: Amundi's voting policy responds to an holistic analysis of all the long-term issues that may influence value creation, including material ESG issues. For more information please refer to Amundi's Voting Policy .

- Controversies monitoring: Amundi has developed a controversy tracking system that relies on three external data providers to systematically track controversies and their level of severity. This quantitative approach is then enriched with an in-depth assessment of each severe controversy, led

by ESG analysts and the periodic review of its evolution. This approach applies to all of Amundi's funds.

For any indication on how mandatory Principal Adverse Impact indicators are used, please refer to the Amundi ESG Regulatory Statement available at [www.amundi.lu](http://www.amundi.lu)

No



### The Investment strategy guides

investment decisions based on factors such as investment objectives and risk tolerance.

### Good

governance practices include sound management structures, employee relations, remuneration of staff and tax compliance.

## What investment strategy does this financial product follow?

The Sub-Fund tracks the performance of MSCI USA ESG LEADERS SELECT 5% Issuer Capped Index ("the Index"), and minimizes the tracking error between the net asset value of the sub-fund and the performance of the Index.

MSCI USA ESG Leaders Select 5% Issuer Capped Index is an equity index based on the MSCI USA Index ("Parent Index"), representative of the large and mid-cap securities of the US market and issued by companies that have the highest Environmental, Social and Governance (ESG) rating in each sector of the Parent Index.

### ● **What are the binding elements of the investment strategy used to select the investments to attain each of the environmental or social characteristics promoted by this financial product?**

This is a passively managed ETF. Its investment strategy is to replicate the Index while minimizing the related tracking error.

MSCI USA ESG Leaders Select 5% Issuer Capped Index (the "Index") applicable universe includes all securities of the Parent Index.

The securities are selected by applying a combination of values based exclusions and a best-in-class selection process to companies in the MSCI USA Index by:

1. Firstly excluding companies involved in the following business activities as per MSCI ESG Research: Alcohol, Gambling, Tobacco, Nuclear Power, Conventional Weapons, Nuclear Weapons, Controversial Weapons, Civilian Firearms, Thermal Coal and Unconventional Oil & Gas.

2. The remaining companies are rated based on their ability to manage their ESG risks and opportunities and are given a rating which determines their eligibility for inclusion in the Index :

- Companies that are not existing constituents of the MSCI ESG Leaders Indexes must have an MSCI ESG Rating of "BB" or above and the MSCI ESG Controversies score of "3" or above to be eligible.
- Current constituents of the MSCI ESG Leaders Indexes must have a MSCI ESG Rating of "BB" or above and the MSCI ESG Controversies score of "1" or above to remain eligible.

3. A best-in-class selection process is then applied to the remaining eligible securities in the selected universe. The methodology aims to include the securities of companies with the highest ESG ratings making up 50% of the market capitalization in each Global Industry Classification Standard (GICS) sector of the Parent Index.

The Product strategy is also relying on systematic exclusions policies (normative and sectorial) as further described in Amundi Responsible Investment policy.

### ● **What is the committed minimum rate to reduce the scope of the investments considered prior to the application of that investment strategy?**

There is no committed minimum rate to reduce the scope of the investments considered prior to the

application of that investment strategy.

● **What is the policy to assess good governance practices of the investee companies?**

We rely on Amundi ESG scoring methodology. Amundi's ESG scoring is based on a proprietary ESG analysis framework, which accounts for 38 general and sector-specific criteria, including governance criteria. In the Governance dimension, we assess an issuer's ability to ensure an effective corporate governance framework that guarantees it will meet its long-term objectives (e.g. guaranteeing the issuer's value over the long term) The governance sub-criteria considered are: board structure, audit and control, remuneration, shareholders' rights, ethics, tax practices and ESG strategy

Amundi ESG Rating scale contains seven grades, ranging from A to G, where A is the best and G the worst rating. G-rated companies are excluded from our investment universe.



**Asset allocation** describes the share of investments in specific assets.

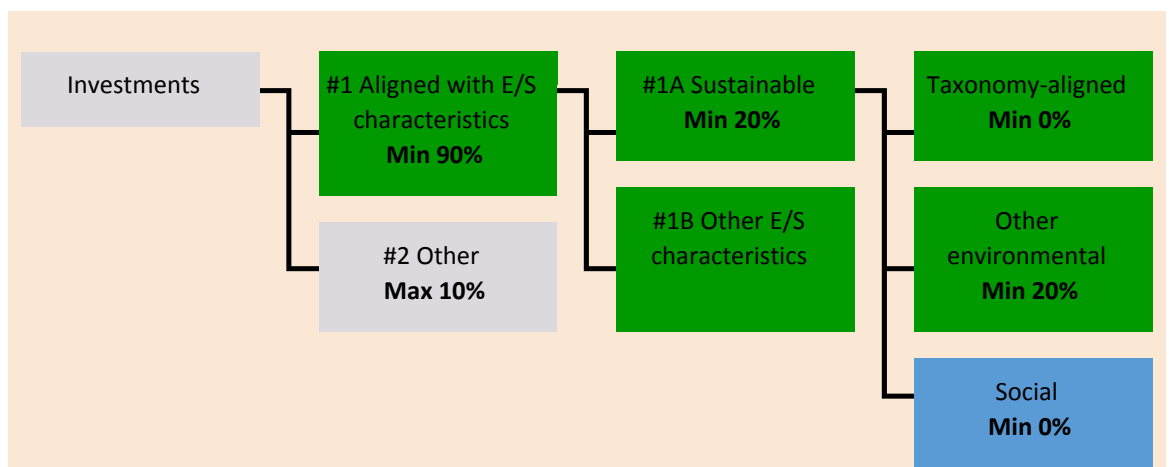
Taxonomy-aligned activities are expressed as a share of:

- **turnover** reflecting the share of revenue from green activities of investee companies
- **capital expenditure (CapEx)** showing the green investments made by investee companies, e.g. for a transition to a green economy.
- **operational expenditure (OpEx)** reflecting green operational activities of investee companies.

**What is the asset allocation planned for this financial product?**

At least 90% of the Sub-Fund's securities and instruments will meet the promoted environmental or social characteristics in accordance with the binding elements of the Index methodology. Furthermore, the Sub-Fund commits to have a minimum of 20% of sustainable investments as per the below chart. Investments aligned with other E/S characteristics (#1B) will represent the difference between the actual proportion of investments aligned with environmental or social characteristics (#1) and the actual proportion of sustainable investments (#1A).

The planned proportion of other environmental investment represents a minimum of 20% (i) and may change as the actual proportions of Taxonomy-aligned and/or Social investments increase.



**#1 Aligned with E/S characteristics** includes the investments of the financial product used to attain the environmental or social characteristics promoted by the financial product.

**#2 Other** includes the remaining investments of the financial product which are neither aligned with the environmental or social characteristics, nor are qualified as sustainable investments

The category **#1 Aligned with E/S characteristics** covers:

- The sub-category **#1A Sustainable** covers sustainable investments with environmental or social objectives.
- The sub-category **#1B Other E/S characteristics** covers investments aligned with the environmental or social characteristics that do not qualify as sustainable investments.

● **How does the use of derivatives attain the environmental or social characteristics promoted by the financial product?**

Derivatives are not used to attain the environmental and social characteristics promoted by the Sub-Fund.



### Enabling activities

directly enable other activities to make a substantial contribution to an environmental objective.

### Transitional activities

are activities for which low-carbon alternatives are not yet available and among others have greenhouse gas emission levels corresponding to the best performance.



## To what minimum extent are sustainable investments with an environmental objective aligned with the EU Taxonomy?

The sub-fund currently has no minimum commitment to sustainable investments with an environmental objective aligned with the EU Taxonomy. The Sub-Fund does not commit to make taxonomy-compliant investments in fossil gas and/or nuclear energy as illustrated below. Nevertheless, as part of the investment strategy, it may invest in companies that are also active in these industries. Such investments may or may not be taxonomy aligned.

### Does the financial product invest in fossil gas and/or nuclear energy related activities that comply with the EU Taxonomy ?

Yes :

In fossil gas

In nuclear energy

No

The two graphs below show in green the minimum percentage of investments that are aligned with the EU Taxonomy. As there is no appropriate methodology to determine the Taxonomy-alignment of sovereign bonds\*, the first graph shows the Taxonomy alignment in relation to all the investments of the financial product including sovereign bonds, while the second graph shows the Taxonomy alignment only in relation to the investments of the financial product other than sovereign bonds.

#### 1. Taxonomy-alignment of investments including sovereign bonds\*

Taxonomy-aligned (no fossil gas and nuclear)

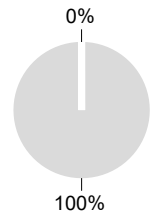
Non Taxonomy-aligned



#### 2. Taxonomy-alignment of investments excluding sovereign bonds\*

Taxonomy-aligned (no fossil gas and nuclear)

Non Taxonomy-aligned



This graph represents 100% of the total investments.\*\*

\* For the purpose of these graphs, 'sovereigns bonds' consist of all sovereign exposures

\*\* This percentage is purely indicative and may vary.

### What is the minimum share of investments in transitional and enabling activities?

The funds has no minimum proportion of investment in transitional or enabling activities.



are sustainable investments with an environmental objective that **do not take into account the criteria** for environmentally sustainable economic activities under the EU Taxonomy.



**What is the minimum share of sustainable investments with an environmental objective that are not aligned with the EU Taxonomy?**

The Sub-Fund will have a minimum commitment of 20% of Sustainable Investments with an environmental objective as indicated in this Annex with no commitment on their alignment with the EU Taxonomy.



**What is the minimum share of socially sustainable investments?**

The Sub-Fund has no minimum share of socially sustainable investments.



**What investments are included under “#2 Other”, what is their purpose and are there any minimum environmental or social safeguards?**

Included in "#2 Other" are cash and instruments for the purpose of liquidity and portfolio risk management. It may also include ESG unrated securities for which data needed for the measurement of attainment of environmental or social characteristics is not available.



**Reference benchmarks** are indexes to measure whether the financial products attain the environmental or social characteristics that they promote.

**Is a specific index designated as a reference benchmark to determine whether this financial product is aligned with the environmental and/or social characteristics that it promotes?**

Yes, the Index has been designated as a reference benchmark to determine whether the Sub-Fund is aligned with the environmental and/or social characteristics that it promotes.

● **How is the reference benchmark continuously aligned with each of the environmental or social characteristics promoted by the financial product?**

According to applicable regulations to index sponsors (including BMR), index sponsors should define appropriate controls/diligence when defining and/or operating index methodologies of regulated indexes.

● **How is the alignment of the investment strategy with the methodology of the index ensured on a continuous basis?**

The investment objective of the Sub-Fund is to track both the upward and downward evolution of the Index, while minimising the difference between the return of the Sub-Fund and the return of the Index.

● **How does the designated index differ from a relevant broad market index?**

MSCI USA ESG Leaders Select 5% Issuer Capped Index is an equity index based on the MSCI USA Index ("Parent Index"), representative of the large and mid-cap securities of the US market and issued by companies that have the highest Environmental, Social and Governance (ESG) rating in each sector of the Parent Index.

● **Where can the methodology used for the calculation of the designated index be found?**

Additional information on the Index can be found at <https://www.msci.com/index-methodology>



**Where can I find more product specific information online?**

Additional information on the Sub-Fund can be found at [www.amundiETF.com](http://www.amundiETF.com).

**Disclaimer**

15/10/2023.

**Pre-contractual disclosure for the financial products referred to in Article 8, paragraphs 1, 2 and 2a, of Regulation (EU) 2019/2088 and Article 6, first paragraph, of Regulation (EU) 2020/852**

**Sustainable investment**

means an investment in an economic activity that contributes to an environmental or social objective, provided that the investment does not significantly harm any environmental or social objective and that the investee companies follow good governance practices.

The **EU Taxonomy** is a classification system laid down in Regulation (EU) 2020/852, establishing a list of **environmentally sustainable economic activities**. That Regulation does not lay down a list of socially sustainable economic activities. Sustainable investments with an environmental objective might be aligned with the Taxonomy or not.



**Sustainability**

**indicators** measure how the environmental or social characteristics promoted by the financial product are attained.

**Product name:**  
AMUNDI INDEX MSCI EMERGING ESG BROAD CTB

**Legal entity identifier:**  
213800T33RUUA8EO4L57

**Environmental and/or social characteristics**

**Does this financial product have a sustainable investment objective?**

**Yes**    **No**

It will make a minimum of **sustainable investments with an environmental objective: \_\_\_%**

in economic activities that qualify as environmentally sustainable under the EU Taxonomy

in economic activities that do not qualify as environmentally sustainable under the EU Taxonomy

It will make a minimum of **sustainable investments with a social objective: \_\_\_%**

**It promotes Environmental/Social (E/S) characteristics** and while it does not have as its objective a sustainable investment, it will have a minimum proportion of 15% of sustainable investments

with an environmental objective in economic activities that qualify as environmentally sustainable under the EU Taxonomy

with an environmental objective in economic activities that do not qualify as environmentally sustainable under the EU Taxonomy

with a social objective

It promotes E/S characteristics, but **will not make any sustainable investments**

**What environmental and/or social characteristics are promoted by this financial product?**

The Sub-Fund promotes environmental and/or social characteristics through among others, replicating an Index that is meeting the minimum standards for EU Climate Transition Benchmarks (EU CTBs) under Regulation (EU) 2019/2089 amending Regulation (EU) 2016/1011. The law proposes the definitions of minimum standards for the methodology of any 'EU Climate Transition' benchmark indices that would be aligned with the objectives of the Paris Agreement. The Index methodology align with certain criteria such as:

- A minimum reduction in Greenhouse Gas (GHG) intensity relative to Parent Index of 30%.
- A minimum self-decarbonization rate of GHG emissions intensity in accordance with the trajectory implied by Intergovernmental Panel on Climate Change's (IPCC) most ambitious 1.5°C scenario, equating to at least 7% GHG intensity reduction on average per annum.

**What sustainability indicators are used to measure the attainment of each of the environmental or social characteristics promoted by this financial product?**

The weighted average greenhouse gas (GHG) intensity (the "WACI") is used to measure the attainment of each of the environmental or social characteristics promoted by this financial product.

The WACI is the weighted average of the Index components' greenhouse gas (GHG) emissions

(expressed in tCO<sub>2</sub>) divided by the enterprise value including cash.

The GHG emissions are divided into Scope 1, Scope 2, and Scope 3 emissions.

- Scope 1 emissions: those from sources owned or controlled by the company.
- Scope 2 emissions: those caused by the generation of electricity purchased by the company.
- Scope 3 emissions: include all other indirect emissions that occur in a company's value chain.

More precisely, MSCI Emerging Markets ESG Broad CTB Select Index (the "Index") is constructed by applying a combination of values based exclusions and an optimization process to increase the ESG score compared to the Parent Index and to meet the EU Climate Transition Benchmark (EU CTB) regulation minimum requirements while targeting a similar risk profile to the Parent Index.

First, securities of companies involved in business activities as per MSCI ESG Research including Nuclear Weapons, Tobacco, Controversial Weapons, Oil Sands, Thermal Coal and/or Unconventional Oil & Gas including Arctic Drilling are excluded, together with companies rated as 'Red Flag' MSCI ESG controversies and 'Environmental Orange Flag' controversies.

Second, MSCI applies on the remaining investment universe an optimization aimed at maximizing the average MSCI ESG Score of this universe while complying with the following constraints:

1. Compliance with the EU CTB regulation minimum requirements on carbon footprint reduction
  - Carbon footprint reduction of 30% compared to the Parent Index
  - Annual reduction of 7% of carbon footprint
2. Minimum allocation to "High Climate Impact Sector" as high as in the Parent Index
3. Targeting an ex ante tracking-error level of 1%

In the case where the three constraints are not compatible, MSCI will relax the constraints and notably increase the ex-ante tracking-error level by 0.1% incremental steps.

● ***What are the objectives of the sustainable investments that the financial product partially intends to make and how does the sustainable investment contribute to such objectives?***

The objectives of the sustainable investments are to invest in investee companies that seek to meet two criteria:

- 1) follow best environmental and social practices; and
- 2) avoid making products or providing services that harm the environment and society.

In order for the investee company to be deemed to contribute to the above objective it must be a "best performer" within its sector of activity on at least one of its material environmental or social factors.

The definition of "best performer" relies on Amundi's proprietary ESG methodology which aims to measure the ESG performance of an investee company. In order to be considered a "best performer", an investee company must perform with the best top three rating (A, B or C, out of a rating scale going from A to G) within its sector on at least one material environmental or social factor. Material environmental and social factors are identified at a sector level. The identification of material factors is based on Amundi ESG analysis framework which combines extra-financial data and qualitative analysis of associated sector and sustainability themes. Factors identified as material result in a contribution of more than 10% to the overall ESG score. For energy sector for example, material factors are: emissions and energy, biodiversity and pollution, health and security, local communities and human rights. For a more complete overview of sectors and factors, please refer to the Amundi ESG Regulatory Statement available at [www.amundi.lu](http://www.amundi.lu)

To contribute to the above objectives, the investee company should not have significant exposure to activities (e.g. tobacco, weapons, gambling, coal, aviation, meat production, fertilizer and pesticide manufacturing, single-use plastic production) not compatible with such criteria.

The sustainable nature of an investment is assessed at investee company level.

By applying the Amundi's above described Sustainable Investment definition to the Index constituents of this passively managed ETF Product, Amundi has determined that this Product has the minimum proportion of sustainable investments stated in page 1 above. However, please note that Amundi Sustainable Investment definition is not implemented at the Index methodology level.

**Principal adverse impacts** are the most significant negative impact of investment decisions on sustainability factors relating to environmental, social and employee matters, respect for human rights, anti-corruption and anti-bribery matters.

● ***How do the sustainable investments that the financial product partially intends to make, not cause significant harm to any environmental or social sustainable investment objective?***

To ensure sustainable investments do no significant harm ('DNSH'), Amundi utilises two filters:

The first DNSH test filter relies on monitoring the mandatory Principal Adverse Impacts indicators in Annex 1, Table 1 of the RTS where robust data is available (e.g. GHG intensity of investee companies) via a combination of indicators (e.g. carbon intensity) and specific thresholds or rules (e.g. that the investee company's carbon intensity does not belong to the last decile of the sector).

Amundi already considers specific Principle Adverse Impacts within its exclusion policy as part of Amundi's Responsible Investment Policy. These exclusions, which apply on the top of the tests detailed above, cover the following topics: exclusions on controversial weapons, Violations of UN Global Compact principles, coal and tobacco.

Beyond the specific sustainability factors covered in the first filter, Amundi has defined a second filter, which does not take the mandatory Principal Adverse Impact indicators above into account, in order to verify that the company does not badly perform from an overall environmental or social standpoint compared to other companies within its sector which corresponds to an environmental or social score superior or equal to E using Amundi's ESG rating.

*How have the indicators for adverse impacts on sustainability factors been taken into account?*

The indicators for adverse impacts have been taken into account as detailed in the first do not significant harm (DNSH) filter above:

The first DNSH filter relies on monitoring of mandatory Principal Adverse Impacts indicators in Annex 1, Table 1 of the RTS where robust data is available via the combination of following indicators and specific thresholds or rules:

- Have a CO2 intensity which does not belong to the last decile compared to other companies within its sector (only applies to high intensity sectors), and
- Have a Board of Directors' diversity which does not belong to the last decile compared to other companies within its sector, and
- Be cleared of any controversy in relation to work conditions and human rights.
- Be cleared of any controversy in relation to biodiversity and pollution

Amundi already considers specific Principle Adverse Impacts within its exclusion policy as part of Amundi's Responsible Investment Policy. These exclusions, which apply on the top of the tests detailed above, cover the following topics: exclusions on controversial weapons, Violations of UN Global Compact principles, coal and tobacco.

*How are the sustainable investments aligned with the OECD Guidelines for Multinational Enterprises and the UN Guiding Principles on Business and Human Rights? Details:*

The OECD Guidelines for Multinational Enterprises and the UN Guiding Principles on Business and Human Rights are integrated into our ESG scoring methodology. Our proprietary ESG rating tool assesses issuers using available data from our data providers. For example the model has a dedicated criteria called "Community Involvement & Human Rights" which is applied to all sectors in addition to other human rights linked criteria including socially responsible supply chains, working conditions, and labor relations. Furthermore, we conduct controversy monitoring on a, at minimum, quarterly basis which includes companies identified for human rights violations. When controversies arise, analysts will evaluate the situation and apply a score to the controversy (using our proprietary scoring methodology) and determine the best course of action. Controversy scores are updated quarterly to track the trend and remediation efforts

*The EU Taxonomy sets out a "do not significantly harm" principle by which Taxonomy-aligned investments should not significantly harm EU Taxonomy objectives and is accompanied by specific EU criteria.*

The "do not significantly harm" principle applies only to those investments underlying the financial product that take into account the EU criteria for environmentally sustainable economic activities. The investments underlying the remaining portion of this financial product do not take into account the EU criteria for environmentally sustainable economic activities.

*Any other sustainable investments must also not significantly harm any environmental or social objectives.*



**Does this financial product consider principal adverse impacts on sustainability factors?**

**X** Yes, The Sub-Fund considers Principal Adverse Impacts as per Annex 1, Table 1 of the RTS applying to the Sub-Fund's strategy and relies on a combination of exclusion policies (normative and sectorial), engagement and voting approaches.

- Exclusion: Amundi has defined normative, activity-based and sector-based exclusion rules covering some of the key adverse sustainability indicators listed by the Disclosure Regulation.

- Engagement: Engagement is a continuous and purpose driven process aimed at influencing the activities or behavior of investee companies. The aim of engagement activities can fall into two categories : to engage an issuer to improve the way it integrates the environmental and social dimension, to engage an issuer to improve its impact on environmental, social, and human rights-related or other sustainability matters that are material to society and the global economy.

- Vote: Amundi's voting policy responds to an holistic analysis of all the long-term issues that may influence value creation, including material ESG issues. For more information please refer to Amundi's Voting Policy .

- Controversies monitoring: Amundi has developed a controversy tracking system that relies on three external data providers to systematically track controversies and their level of severity. This quantitative approach is then enriched with an in-depth assessment of each severe controversy, led by ESG analysts and the periodic review of its evolution. This approach applies to all of Amundi's funds.

For any indication on how mandatory Principal Adverse Impact indicators are used, please refer to the Amundi ESG Regulatory Statement available at [www.amundi.lu](http://www.amundi.lu)

No



### The Investment strategy guides

investment decisions based on factors such as investment objectives and risk tolerance.

### Good governance practices

include sound management structures, employee relations, remuneration of staff and tax compliance.

## What investment strategy does this financial product follow?

The Sub-Fund tracks the performance of MSCI Emerging Markets ESG Broad CTB Select Index ("the Index"), and minimizes the tracking error between the net asset value of the sub-fund and the performance of the Index.

MSCI Emerging Markets ESG Broad CTB Select Index is an equity index based on the MSCI Emerging markets Index representative of the large and mid-cap markets across 27 emerging countries (as of November 2021) ("Parent Index"). The Index excludes companies whose products have negative social or environmental impacts, while overweighting companies with strong ESG Score.

Additionally, the Index aims to represent the performance of a strategy that reweights securities based upon the opportunities and risks associated with the climate transition to meet the EU Climate Transition Benchmark (EU CTB) regulation minimum requirements.

### ● **What are the binding elements of the investment strategy used to select the investments to attain each of the environmental or social characteristics promoted by this financial product?**

This is a passively managed ETF. Its investment strategy is to replicate the Index while minimizing the related tracking error.

MSCI Emerging Markets ESG Broad CTB Select Index (the "Index") is constructed by applying a combination of values based exclusions and an optimization process to increase the ESG score compared to the Parent Index and to meet the EU Climate Transition Benchmark (EU CTB) regulation minimum requirements while targeting a similar risk profile to the Parent Index.

First, securities of companies involved in business activities as per MSCI ESG Research including Nuclear Weapons, Tobacco, Controversial Weapons, Oil Sands, Thermal Coal and/or Unconventional Oil & Gas including Arctic Drilling are excluded, together with companies rated as 'Red Flag' MSCI ESG controversies and 'Environmental Orange Flag' controversies.

Second, MSCI applies on the remaining investment universe an optimization aimed at maximizing the average MSCI ESG Score of this universe while complying with the following constraints:

1. Compliance with the EU CTB regulation minimum requirements on carbon footprint reduction
  - Carbon footprint reduction of 30% compared to the Parent Index
  - Annual reduction of 7% of carbon footprint
2. Minimum allocation to "High Climate Impact Sector" as high as in the Parent Index
3. Targeting an ex ante tracking-error level of 1%

In the case where the three constraints are not compatible, MSCI will relax the constraints and notably increase the ex-ante tracking-error level by 0.1% incremental steps.

The Product strategy is also relying on systematic exclusions policies (normative and sectorial) as further described in Amundi Responsible Investment policy.

### ● **What is the committed minimum rate to reduce the scope of the investments considered prior to the application of that investment strategy?**

There is no committed minimum rate to reduce the scope of the investments considered prior to the application of that investment strategy.



● **What is the policy to assess good governance practices of the investee companies?**

We rely on Amundi ESG scoring methodology. Amundi's ESG scoring is based on a proprietary ESG analysis framework, which accounts for 38 general and sector-specific criteria, including governance criteria. In the Governance dimension, we assess an issuer's ability to ensure an effective corporate governance framework that guarantees it will meet its long-term objectives (e.g. guaranteeing the issuer's value over the long term) The governance sub-criteria considered are: board structure, audit and control, remuneration, shareholders' rights, ethics, tax practices and ESG strategy

Amundi ESG Rating scale contains seven grades, ranging from A to G, where A is the best and G the worst rating. G-rated companies are excluded from our investment universe.



**Asset allocation** describes the share of investments in specific assets.

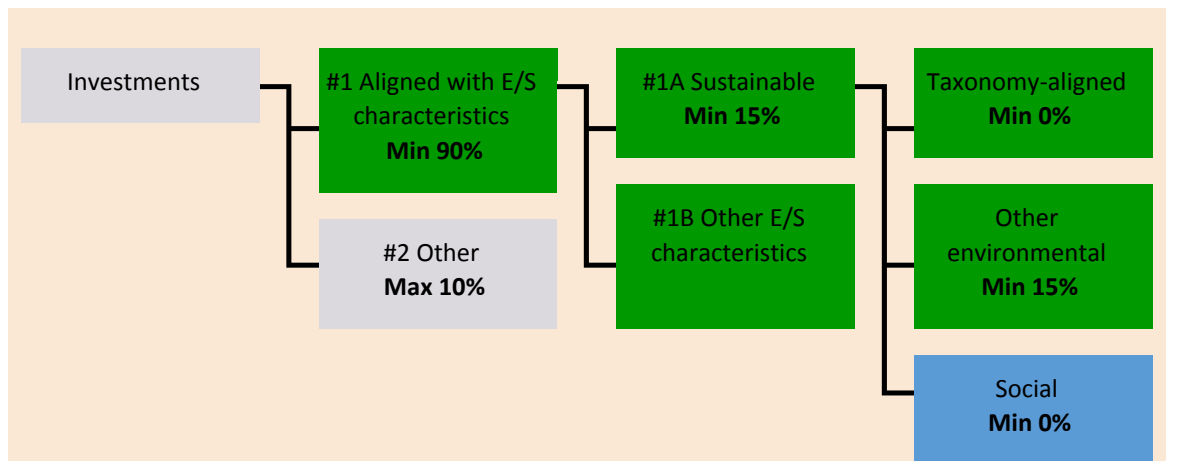
Taxonomy-aligned activities are expressed as a share of:

- **turnover** reflecting the share of revenue from green activities of investee companies
- **capital expenditure** (CapEx) showing the green investments made by investee companies, e.g. for a transition to a green economy.
- **operational expenditure** (OpEx) reflecting green operational activities of investee companies.

**What is the asset allocation planned for this financial product?**

At least 90% of the Sub-Fund's securities and instruments will meet the promoted environmental or social characteristics in accordance with the binding elements of the Index methodology. Furthermore, the Sub-Fund commits to have a minimum of 15% of sustainable investments as per the below chart. Investments aligned with other E/S characteristics (#1B) will represent the difference between the actual proportion of investments aligned with environmental or social characteristics (#1) and the actual proportion of sustainable investments (#1A).

The planned proportion of other environmental investment represents a minimum of 15% (i) and may change as the actual proportions of Taxonomy-aligned and/or Social investments increase.



**#1 Aligned with E/S characteristics** includes the investments of the financial product used to attain the environmental or social characteristics promoted by the financial product.

**#2 Other** includes the remaining investments of the financial product which are neither aligned with the environmental or social characteristics, nor are qualified as sustainable investments

The category **#1 Aligned with E/S characteristics** covers:

- The sub-category **#1A Sustainable** covers sustainable investments with environmental or social objectives.
- The sub-category **#1B Other E/S characteristics** covers investments aligned with the environmental or social characteristics that do not qualify as sustainable investments.

● **How does the use of derivatives attain the environmental or social characteristics promoted by the financial product?**

Derivatives are not used to attain the environmental and social characteristics promoted by the Sub-Fund.

### Enabling activities

directly enable other activities to make a substantial contribution to an environmental objective.

### Transitional activities

are activities for which low-carbon alternatives are not yet available and among others have greenhouse gas emission levels corresponding to the best performance.



## To what minimum extent are sustainable investments with an environmental objective aligned with the EU Taxonomy?

The sub-fund currently has no minimum commitment to sustainable investments with an environmental objective aligned with the EU Taxonomy. The Sub-Fund does not commit to make taxonomy-compliant investments in fossil gas and/or nuclear energy as illustrated below. Nevertheless, as part of the investment strategy, it may invest in companies that are also active in these industries. Such investments may or may not be taxonomy aligned.

### Does the financial product invest in fossil gas and/or nuclear energy related activities that comply with the EU Taxonomy ?

- Yes :
- In fossil gas
  - In nuclear energy
- No

The two graphs below show in green the minimum percentage of investments that are aligned with the EU Taxonomy. As there is no appropriate methodology to determine the Taxonomy-alignment of sovereign bonds\*, the first graph shows the Taxonomy alignment in relation to all the investments of the financial product including sovereign bonds, while the second graph shows the Taxonomy alignment only in relation to the investments of the financial product other than sovereign bonds.

#### 1. Taxonomy-alignment of investments including sovereign bonds\*

- Taxonomy-aligned (no fossil gas and nuclear)
- Non Taxonomy-aligned



#### 2. Taxonomy-alignment of investments excluding sovereign bonds\*

- Taxonomy-aligned (no fossil gas and nuclear)
- Non Taxonomy-aligned



This graph represents 100% of the total investments.\*\*

\* For the purpose of these graphs, 'sovereigns bonds' consist of all sovereign exposures

\*\* This percentage is purely indicative and may vary.

### What is the minimum share of investments in transitional and enabling activities?

The funds has no minimum proportion of investment in transitional or enabling activities.



are sustainable investments with an environmental objective that **do not take into account the criteria** for environmentally sustainable economic activities under the EU Taxonomy.



**What is the minimum share of sustainable investments with an environmental objective that are not aligned with the EU Taxonomy?**

The Sub-Fund will have a minimum commitment of 15% of Sustainable Investments with an environmental objective as indicated in this Annex with no commitment on their alignment with the EU Taxonomy.



**What is the minimum share of socially sustainable investments?**

The Sub-Fund has no minimum share of socially sustainable investments.



**What investments are included under “#2 Other”, what is their purpose and are there any minimum environmental or social safeguards?**

Included in "#2 Other" are cash and instruments for the purpose of liquidity and portfolio risk management. It may also include ESG unrated securities for which data needed for the measurement of attainment of environmental or social characteristics is not available.



**Reference benchmarks** are indexes to measure whether the financial products attain the environmental or social characteristics that they promote.

**Is a specific index designated as a reference benchmark to determine whether this financial product is aligned with the environmental and/or social characteristics that it promotes?**

Yes, the Index has been designated as a reference benchmark to determine whether the Sub-Fund is aligned with the environmental and/or social characteristics that it promotes.

● ***How is the reference benchmark continuously aligned with each of the environmental or social characteristics promoted by the financial product?***

According to applicable regulations to index sponsors (including BMR), index sponsors should define appropriate controls/diligence when defining and/or operating index methodologies of regulated indexes.

● ***How is the alignment of the investment strategy with the methodology of the index ensured on a continuous basis?***

The investment objective of the Sub-Fund is to track both the upward and downward evolution of the Index, while minimising the difference between the return of the Sub-Fund and the return of the Index.

● ***How does the designated index differ from a relevant broad market index?***

MSCI Emerging Markets ESG Broad CTB Select Index is an equity index based on the MSCI Emerging markets Index representative of the large and mid-cap markets across 27 emerging countries (as of November 2021) ("Parent Index"). The Index excludes companies whose products have negative social or environmental impacts, while overweighting companies with strong ESG Score.

Additionally, the Index aims to represent the performance of a strategy that reweights securities based upon the opportunities and risks associated with the climate transition to meet the EU Climate Transition Benchmark (EU CTB) regulation minimum requirements.

● ***Where can the methodology used for the calculation of the designated index be found?***

Additional information on the Index can be found at <https://www.msci.com/index-methodology>



**Where can I find more product specific information online?**

Additional information on the Sub-Fund can be found at [www.amundiETF.com](http://www.amundiETF.com).

**Disclaimer**

15/10/2023.

**Pre-contractual disclosure for the financial products referred to in Article 8, paragraphs 1, 2 and 2a, of Regulation (EU) 2019/2088 and Article 6, first paragraph, of Regulation (EU) 2020/852**

**Sustainable investment**

means an investment in an economic activity that contributes to an environmental or social objective, provided that the investment does not significantly harm any environmental or social objective and that the investee companies follow good governance practices.

The **EU Taxonomy** is a classification system laid down in Regulation (EU) 2020/852, establishing a list of **environmentally sustainable economic activities**. That Regulation does not lay down a list of socially sustainable economic activities. Sustainable investments with an environmental objective might be aligned with the Taxonomy or not.



**Sustainability**

**indicators** measure how the environmental or social characteristics promoted by the financial product are attained.

**Product name:**

AMUNDI EUR FLOATING RATE CORPORATE BOND ESG

**Legal entity identifier:**

5493006D311M3Q4K364

**Environmental and/or social characteristics**

**Does this financial product have a sustainable investment objective?**

**Yes**    **No**

It will make a minimum of **sustainable investments with an environmental objective: \_\_\_%**

in economic activities that qualify as environmentally sustainable under the EU Taxonomy

in economic activities that do not qualify as environmentally sustainable under the EU Taxonomy

It will make a minimum of **sustainable investments with a social objective: \_\_\_%**

It **promotes Environmental/Social (E/S) characteristics** and while it does not have as its objective a sustainable investment, it will have a minimum proportion of 15% of sustainable investments

with an environmental objective in economic activities that qualify as environmentally sustainable under the EU Taxonomy

with an environmental objective in economic activities that do not qualify as environmentally sustainable under the EU Taxonomy

with a social objective

It promotes E/S characteristics, but **will not make any sustainable investments**

**What environmental and/or social characteristics are promoted by this financial product?**

The Sub-Fund promotes environmental and/or social characteristics through among others, replicating an Index integrating an environmental, social and governance ("ESG") rating.

The Index methodology is constructed using a "Best-in-class approach": best ranked companies are selected to construct the Index.

"Best-in-class" is an approach where leading or best-performing investments are selected within a universe, industry sector or class. Using such Best-in-class approach, the Index follows an extra-financial approach significantly engaging that permits the reduction by at least 20% of the initial investment universe (expressed in number of issuers).

**What sustainability indicators are used to measure the attainment of each of the environmental or social characteristics promoted by this financial product?**

The MSCI ESG Rating is used to measure the attainment of each of the environmental and or social characteristic promoted by this financial product.

MSCI ESG Rating methodology uses a rules-based methodology designed to measure a company's resilience to long-term, industry material ESG risks. It is based on extra-financial ESG key issues that

focus on the intersection between a company's core business and the industry-specific issues that may create significant risks and opportunities for the company. The ESG key issues are weighted according to impact and time horizon of the risk or opportunity. The ESG key issues include for instance, but are not limited to, water stress, carbon emissions, labor management or business ethics.

More detailed on MSCI ESG Rating can be found on the following link:

<https://www.msci.com/documents/1296102/21901542/ESG-Ratings-Methodology-Exec-Summary.pdf>

More details on MSCI ESG Controversy score can be found on the following link:

<https://www.msci.com/documents/1296102/14524248/MSCI+ESG+Research+Controversies+Executive+Summary+Methodology+-+July+2020.pdf/b0a2bb88-2360-1728-b70e-2f0a889b6bd4>

More precisely, iBoxx MSCI ESG EUR FRN Investment Grade Corporates TCA Index (the "Index") screens out the constituents of the Parent Index based on the following criteria:

1. First, securities of companies involved in business lines/activities\*: such as Alcohol, Tobacco, Gambling, Adult Entertainment, Genetically Modified organisms (GMO), Nuclear Power, Conventional and Controversial Weapons, Civilian Firearms, Thermal Coal or Fossil Fuels, as per the standard Bloomberg MSCI SRI screen, are excluded.
2. Securities of companies with an MSCI ESG rating of BB and below are excluded.
3. Companies with an MSCI ESG Controversies Score of less than 1 are excluded.

In the event that the above MSCI ESG screenings result in less than 20% of issuers being excluded from the Parent Index at every rebalance date, additional ranking rules are applied to the issuers in the ESG-screened universe, as follows:

1. MSCI ESG rating score (descending)
2. MSCI ESG Controversies score (descending)
3. Issuer market value in the ESG - screened universe (descending)

Based on the above ranking issuers will be excluded one by one (starting with the lowest ranked issuer) until the 20% minimum exclusion rule is satisfied.

The remaining securities are weighted according to their total market capitalization with a soft issuer cap of 3%. In the event that there are not enough distinct issuers to satisfy the soft cap, a hard cap of 5% will be used.

\* For more information on the business lines/activities and the screen, please refer to the Index methodology available on [bloombergindices.com](http://bloombergindices.com)

### **● *What are the objectives of the sustainable investments that the financial product partially intends to make and how does the sustainable investment contribute to such objectives?***

The objectives of the sustainable investments are to invest in investee companies that seek to meet two criteria:

- 1) follow best environmental and social practices; and
- 2) avoid making products or providing services that harm the environment and society.

In order for the investee company to be deemed to contribute to the above objective it must be a "best performer" within its sector of activity on at least one of its material environmental or social factors.

The definition of "best performer" relies on Amundi's proprietary ESG methodology which aims to measure the ESG performance of an investee company. In order to be considered a "best performer", an investee company must perform with the best top three rating (A, B or C, out of a rating scale going from A to G) within its sector on at least one material environmental or social factor. Material environmental and social factors are identified at a sector level. The identification of material factors is based on Amundi ESG analysis framework which combines extra-financial data and qualitative analysis of associated sector and sustainability themes. Factors identified as material result in a contribution of more than 10% to the overall ESG score. For energy sector for example, material factors are: emissions and energy, biodiversity and pollution, health and security, local communities and human rights. For a more complete overview of sectors and factors, please refer to the Amundi ESG Regulatory Statement available at [www.amundi.lu](http://www.amundi.lu)

To contribute to the above objectives, the investee company should not have significant exposure to activities (e.g. tobacco, weapons, gambling, coal, aviation, meat production, fertilizer and pesticide manufacturing, single-use plastic production) not compatible with such criteria.

The sustainable nature of an investment is assessed at investee company level.

By applying the Amundi's above described Sustainable Investment definition to the Index constituents of this passively managed ETF Product, Amundi has determined that this Product has the minimum proportion of sustainable investments stated in page 1 above. However, please note that Amundi Sustainable Investment definition is not implemented at the Index methodology level.

**Principal adverse impacts** are the most significant negative impact of investment decisions on sustainability factors relating to environmental, social and employee matters, respect for human rights, anti-corruption and anti-bribery matters.

● ***How do the sustainable investments that the financial product partially intends to make, not cause significant harm to any environmental or social sustainable investment objective?***

To ensure sustainable investments do no significant harm ('DNSH'), Amundi utilises two filters:

The first DNSH test filter relies on monitoring the mandatory Principal Adverse Impacts indicators in Annex 1, Table 1 of the RTS where robust data is available (e.g. GHG intensity of investee companies) via a combination of indicators (e.g. carbon intensity) and specific thresholds or rules (e.g. that the investee company's carbon intensity does not belong to the last decile of the sector).

Amundi already considers specific Principle Adverse Impacts within its exclusion policy as part of Amundi's Responsible Investment Policy. These exclusions, which apply on the top of the tests detailed above, cover the following topics: exclusions on controversial weapons, Violations of UN Global Compact principles, coal and tobacco.

Beyond the specific sustainability factors covered in the first filter, Amundi has defined a second filter, which does not take the mandatory Principal Adverse Impact indicators above into account, in order to verify that the company does not badly perform from an overall environmental or social standpoint compared to other companies within its sector which corresponds to an environmental or social score superior or equal to E using Amundi's ESG rating.

***How have the indicators for adverse impacts on sustainability factors been taken into account?***

The indicators for adverse impacts have been taken into account as detailed in the first do not significant harm (DNSH) filter above:

The first DNSH filter relies on monitoring of mandatory Principal Adverse Impacts indicators in Annex 1, Table 1 of the RTS where robust data is available via the combination of following indicators and specific thresholds or rules:

- Have a CO2 intensity which does not belong to the last decile compared to other companies within

its sector (only applies to high intensity sectors), and

- Have a Board of Directors' diversity which does not belong to the last decile compared to other companies within its sector, and
- Be cleared of any controversy in relation to work conditions and human rights.
- Be cleared of any controversy in relation to biodiversity and pollution

Amundi already considers specific Principle Adverse Impacts within its exclusion policy as part of Amundi's Responsible Investment Policy. These exclusions, which apply on the top of the tests detailed above, cover the following topics: exclusions on controversial weapons, Violations of UN Global Compact principles, coal and tobacco.

*How are the sustainable investments aligned with the OECD Guidelines for Multinational Enterprises and the UN Guiding Principles on Business and Human Rights? Details:*

The OECD Guidelines for Multinational Enterprises and the UN Guiding Principles on Business and Human Rights are integrated into our ESG scoring methodology. Our proprietary ESG rating tool assesses issuers using available data from our data providers. For example the model has a dedicated criteria called "Community Involvement & Human Rights" which is applied to all sectors in addition to other human rights linked criteria including socially responsible supply chains, working conditions, and labor relations. Furthermore, we conduct controversy monitoring on a, at minimum, quarterly basis which includes companies identified for human rights violations. When controversies arise, analysts will evaluate the situation and apply a score to the controversy (using our proprietary scoring methodology) and determine the best course of action. Controversy scores are updated quarterly to track the trend and remediation efforts

*The EU Taxonomy sets out a "do not significantly harm" principle by which Taxonomy-aligned investments should not significantly harm EU Taxonomy objectives and is accompanied by specific EU criteria.*

The "do not significantly harm" principle applies only to those investments underlying the financial product that take into account the EU criteria for environmentally sustainable economic activities. The investments underlying the remaining portion of this financial product do not take into account the EU criteria for environmentally sustainable economic activities.

*Any other sustainable investments must also not significantly harm any environmental or social objectives.*



### **Does this financial product consider principal adverse impacts on sustainability factors?**

**X** Yes, The Sub-Fund considers Principal Adverse Impacts as per Annex 1, Table 1 of the RTS applying to the Sub-Fund's strategy and relies on a combination of exclusion policies (normative and sectorial), engagement and voting approaches.

- Exclusion: Amundi has defined normative, activity-based and sector-based exclusion rules covering some of the key adverse sustainability indicators listed by the Disclosure Regulation.

- Engagement: Engagement is a continuous and purpose driven process aimed at influencing the activities or behavior of investee companies. The aim of engagement activities can fall into two categories : to engage an issuer to improve the way it integrates the environmental and social dimension, to engage an issuer to improve its impact on environmental, social, and human rights-related or other sustainability matters that are material to society and the global economy.



- Vote: Amundi's voting policy responds to an holistic analysis of all the long-term issues that may influence value creation, including material ESG issues. For more information please refer to Amundi's Voting Policy .

- Controversies monitoring: Amundi has developed a controversy tracking system that relies on three external data providers to systematically track controversies and their level of severity. This quantitative approach is then enriched with an in-depth assessment of each severe controversy, led by ESG analysts and the periodic review of its evolution. This approach applies to all of Amundi's funds.

For any indication on how mandatory Principal Adverse Impact indicators are used, please refer to the Amundi ESG Regulatory Statement available at [www.amundi.lu](http://www.amundi.lu)

No



#### The Investment strategy guides

investment decisions based on factors such as investment objectives and risk tolerance.

#### Good governance practices

include sound management structures, employee relations, remuneration of staff and tax compliance.

### What investment strategy does this financial product follow?

To track the performance of iBoxx MSCI ESG EUR FRN Investment Grade Corporates TCA Index (the "Index"), and to minimize the tracking error between the net asset value of the sub-fund and the performance of the Index.

iBoxx MSCI ESG EUR FRN Investment Grade Corporates TCA Index is a bond index representative of euro-denominated investment grade floating rate note (FRN) bonds issued by corporate issuers from developed countries that follows the rules of the iBoxx EUR FRN Investment Grade Corporates TCA Index (the "Parent Index") and applies ESG criteria for security eligibility.

### ● **What are the binding elements of the investment strategy used to select the investments to attain each of the environmental or social characteristics promoted by this financial product?**

This is a passively managed ETF. Its investment strategy is to replicate the Index while minimizing the related tracking error.

iBoxx MSCI ESG EUR FRN Investment Grade Corporates TCA Index (the "Index") screens out the constituents of the Parent Index based on the following criteria:

1. First, securities of companies involved in business lines/activities\*: such as Alcohol, Tobacco, Gambling, Adult Entertainment, Genetically Modified organisms (GMO), Nuclear Power, Conventional and Controversial Weapons, Civilian Firearms, Thermal Coal or Fossil Fuels, as per the standard Bloomberg MSCI SRI screen, are excluded.
2. Securities of companies with an MSCI ESG rating of BB and below are excluded.
3. Companies with an MSCI ESG Controversies Score of less than 1 are excluded.

In the event that the above MSCI ESG screenings result in less than 20% of issuers being excluded from the Parent Index at every rebalance date, additional ranking rules are applied to the issuers in the ESG-screened universe, as follows:

1. MSCI ESG rating score (descending)
2. MSCI ESG Controversies score (descending)
3. Issuer market value in the ESG - screened universe (descending)

Based on the above ranking issuers will be excluded one by one (starting with the lowest ranked issuer) until the 20% minimum exclusion rule is satisfied.

The remaining securities are weighted according to their total market capitalization with a soft issuer cap of 3%. In the event that there are not enough distinct issuers to satisfy the soft cap, a hard cap of 5% will be used.

\* For more information on the business lines/activities and the screen, please refer to the Index methodology available on [bloombergindices.com](https://www.bloombergindices.com)

The Product strategy is also relying on systematic exclusions policies (normative and sectorial) as further described in Amundi Responsible Investment policy.

● ***What is the committed minimum rate to reduce the scope of the investments considered prior to the application of that investment strategy?***

There is no committed minimum rate to reduce the scope of the investments considered prior to the application of that investment strategy.

● ***What is the policy to assess good governance practices of the investee companies?***

We rely on Amundi ESG scoring methodology. Amundi's ESG scoring is based on a proprietary ESG analysis framework, which accounts for 38 general and sector-specific criteria, including governance criteria. In the Governance dimension, we assess an issuer's ability to ensure an effective corporate governance framework that guarantees it will meet its long-term objectives (e.g. guaranteeing the issuer's value over the long term) The governance sub-criteria considered are: board structure, audit and control, remuneration, shareholders' rights, ethics, tax practices and ESG strategy

Amundi ESG Rating scale contains seven grades, ranging from A to G, where A is the best and G the worst rating. G-rated companies are excluded from our investment universe.



**Asset allocation** describes the share of investments in specific assets.

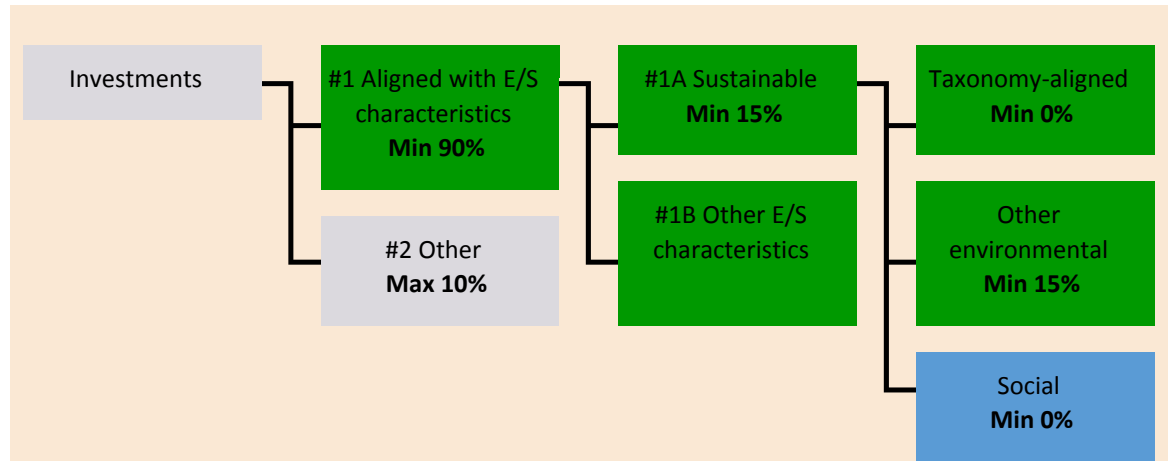
Taxonomy-aligned activities are expressed as a share of:

- **turnover** reflecting the share of revenue from green activities of investee companies
- **capital expenditure (CapEx)** showing the green investments made by investee companies, e.g. for a transition to a green economy.
- **operational expenditure (OpEx)** reflecting green operational activities of investee companies.

### What is the asset allocation planned for this financial product?

At least 90% of the Sub-Fund's securities and instruments will meet the promoted environmental or social characteristics in accordance with the binding elements of the Index methodology. Furthermore, the Sub-Fund commits to have a minimum of 15% of sustainable investments as per the below chart. Investments aligned with other E/S characteristics (#1B) will represent the difference between the actual proportion of investments aligned with environmental or social characteristics (#1) and the actual proportion of sustainable investments (#1A).

The planned proportion of other environmental investment represents a minimum of 15% (i) and may change as the actual proportions of Taxonomy-aligned and/or Social investments increase.



**#1 Aligned with E/S characteristics** includes the investments of the financial product used to attain the environmental or social characteristics promoted by the financial product.

**#2 Other** includes the remaining investments of the financial product which are neither aligned with the environmental or social characteristics, nor are qualified as sustainable investments

The category **#1 Aligned with E/S characteristics** covers:

- The sub-category **#1A Sustainable** covers sustainable investments with environmental or social objectives.
- The sub-category **#1B Other E/S characteristics** covers investments aligned with the environmental or social characteristics that do not qualify as sustainable investments.

### ● **How does the use of derivatives attain the environmental or social characteristics promoted by the financial product?**

Derivatives are not used to attain the environmental and social characteristics promoted by the Sub-Fund.

### Enabling activities

directly enable other activities to make a substantial contribution to an environmental objective.

### Transitional activities

are activities for which low-carbon alternatives are not yet available and among others have greenhouse gas emission levels corresponding to the best performance.



## To what minimum extent are sustainable investments with an environmental objective aligned with the EU Taxonomy?

The sub-fund currently has no minimum commitment to sustainable investments with an environmental objective aligned with the EU Taxonomy. The Sub-Fund does not commit to make taxonomy-compliant investments in fossil gas and/or nuclear energy as illustrated below. Nevertheless, as part of the investment strategy, it may invest in companies that are also active in these industries. Such investments may or may not be taxonomy aligned.

### Does the financial product invest in fossil gas and/or nuclear energy related activities that comply with the EU Taxonomy ?

Yes :

In fossil gas

In nuclear energy

No

The two graphs below show in green the minimum percentage of investments that are aligned with the EU Taxonomy. As there is no appropriate methodology to determine the Taxonomy-alignment of sovereign bonds\*, the first graph shows the Taxonomy alignment in relation to all the investments of the financial product including sovereign bonds, while the second graph shows the Taxonomy alignment only in relation to the investments of the financial product other than sovereign bonds.

#### 1. Taxonomy-alignment of investments including sovereign bonds\*

■ Taxonomy-aligned (no fossil gas and nuclear)

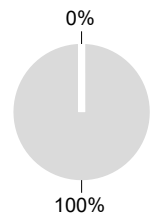
■ Non Taxonomy-aligned



#### 2. Taxonomy-alignment of investments excluding sovereign bonds\*

■ Taxonomy-aligned (no fossil gas and nuclear)

■ Non Taxonomy-aligned



This graph represents 100% of the total investments.\*\*

\* For the purpose of these graphs, 'sovereigns bonds' consist of all sovereign exposures

\*\* This percentage is purely indicative and may vary.

### What is the minimum share of investments in transitional and enabling activities?

The funds has no minimum proportion of investment in transitional or enabling activities.



are sustainable investments with an environmental objective that **do not take into account the criteria** for environmentally sustainable economic activities under the EU Taxonomy.



**What is the minimum share of sustainable investments with an environmental objective that are not aligned with the EU Taxonomy?**

The Sub-Fund will have a minimum commitment of 15% of Sustainable Investments with an environmental objective as indicated in this Annex with no commitment on their alignment with the EU Taxonomy.



**What is the minimum share of socially sustainable investments?**

The Sub-Fund has no minimum share of socially sustainable investments.



**What investments are included under “#2 Other”, what is their purpose and are there any minimum environmental or social safeguards?**

Included in "#2 Other" are cash and instruments for the purpose of liquidity and portfolio risk management. It may also include ESG unrated securities for which data needed for the measurement of attainment of environmental or social characteristics is not available.



**Reference benchmarks** are indexes to measure whether the financial products attain the environmental or social characteristics that they promote.

**Is a specific index designated as a reference benchmark to determine whether this financial product is aligned with the environmental and/or social characteristics that it promotes?**

Yes, the Index has been designated as a reference benchmark to determine whether the Sub-Fund is aligned with the environmental and/or social characteristics that it promotes.

● **How is the reference benchmark continuously aligned with each of the environmental or social characteristics promoted by the financial product?**

According to applicable regulations to index sponsors (including BMR), index sponsors should define appropriate controls/diligence when defining and/or operating index methodologies of regulated indexes.

● **How is the alignment of the investment strategy with the methodology of the index ensured on a continuous basis?**

The investment objective of the Sub-Fund is to track both the upward and downward evolution of the Index, while minimising the difference between the return of the Sub-Fund and the return of the Index.

● **How does the designated index differ from a relevant broad market index?**

iBoxx MSCI ESG EUR FRN Investment Grade Corporates TCA Index is a bond index representative of euro-denominated investment grade floating rate note (FRN) bonds issued by corporate issuers from developed countries that follows the rules of the iBoxx EUR FRN Investment Grade Corporates TCA Index (the "Parent Index") and applies ESG criteria for security eligibility.

● **Where can the methodology used for the calculation of the designated index be found?**

Additional information on the Index can be found at <https://www.markit.com/Documentation/Product/lboxx>



**Where can I find more product specific information online?**

Additional information on the Sub-Fund can be found at [www.amundiETF.com](http://www.amundiETF.com).

**Disclaimer**

15/10/2023.

**Pre-contractual disclosure for the financial products referred to in Article 8, paragraphs 1, 2 and 2a, of Regulation (EU) 2019/2088 and Article 6, first paragraph, of Regulation (EU) 2020/852**

**Sustainable investment**

means an investment in an economic activity that contributes to an environmental or social objective, provided that the investment does not significantly harm any environmental or social objective and that the investee companies follow good governance practices.

The **EU Taxonomy** is a classification system laid down in Regulation (EU) 2020/852, establishing a list of **environmentally sustainable economic activities**. That Regulation does not lay down a list of socially sustainable economic activities. Sustainable investments with an environmental objective might be aligned with the Taxonomy or not.



**Sustainability**

**indicators** measure how the environmental or social characteristics promoted by the financial product are attained.

**Product name:**  
AMUNDI DAX 50 ESG

**Legal entity identifier:**  
213800TB2ROJ7LC3AT12

**Environmental and/or social characteristics**

**Does this financial product have a sustainable investment objective?**

**Yes**    **X No**

<input type="checkbox"/> It will make a minimum of <b>sustainable investments with an environmental objective: ___%</b>	<input checked="" type="checkbox"/> It <b>promotes Environmental/Social (E/S) characteristics</b> and while it does not have as its objective a sustainable investment, it will have a minimum proportion of 25% of sustainable investments
<input type="checkbox"/> in economic activities that qualify as environmentally sustainable under the EU Taxonomy	<input type="checkbox"/> with an environmental objective in economic activities that qualify as environmentally sustainable under the EU Taxonomy
<input type="checkbox"/> in economic activities that do not qualify as environmentally sustainable under the EU Taxonomy	<input checked="" type="checkbox"/> with an environmental objective in economic activities that do not qualify as environmentally sustainable under the EU Taxonomy
<input type="checkbox"/> It will make a minimum of <b>sustainable investments with a social objective: ___%</b>	<input type="checkbox"/> with a social objective
<input type="checkbox"/> It promotes E/S characteristics, but <b>will not make any sustainable investments</b>	

**What environmental and/or social characteristics are promoted by this financial product?**

The Sub-Fund promotes environmental and/or social characteristics through among others, replicating an Index integrating an environmental, social and governance ("ESG") rating.

The Index methodology is constructed using a "Best-in-class approach": best ranked companies are selected to construct the Index.

**What sustainability indicators are used to measure the attainment of each of the environmental or social characteristics promoted by this financial product?**

The Sustainalytics ESG Risk Rating is used to measure the attainment of each of the environmental and or social characteristic promoted by this financial product.

The Sustainalytics ESG Risk Ratings measures a company's exposure to industry-specific material ESG risks and how well a company is managing those risks. Exposure refers to the extent to which a company is exposed to different material ESG issues. It takes into consideration subindustry and company-specific factors such as its business model. Management refers to how well a company is managing its relevant ESG issues. It assesses the robustness of a company's ESG programs, practices and policies.

More detailed on Sustainalytics ESG Risk Ratings can be found on the following link:

[https://www.sustainalytics.com/esg-data?utm\\_medium=paid+search&utm\\_source=google&utm\\_campaign=sinv\\_esgrisk\\_global\\_2201\\_riskratings\\_en&utm\\_content=sinv\\_ga\\_global\\_2201\\_esgriskratings\\_en&utm\\_term=esg%20risk&utm\\_campaign=INV+-+ESG+risk+rating+-+May+2020&utm\\_source=adwords&utm\\_medium=ppc&hsa\\_acc=4619360780&hsa\\_cam=10048353808&hsa\\_grp=103763250889&hsa\\_ad=611330609406&hsa\\_src=g&hsa\\_tgt=kwd-348040994627&hsa\\_kw=esg%20risk&hsa\\_mt=b&hsa\\_net=adwords&hsa\\_ver=3&gclid=EAlaIqObChMllv6qz6f5-wIVRbLVCh2X6wdGEAAYASAAEgLu9vD\\_BwE](https://www.sustainalytics.com/esg-data?utm_medium=paid+search&utm_source=google&utm_campaign=sinv_esgrisk_global_2201_riskratings_en&utm_content=sinv_ga_global_2201_esgriskratings_en&utm_term=esg%20risk&utm_campaign=INV+-+ESG+risk+rating+-+May+2020&utm_source=adwords&utm_medium=ppc&hsa_acc=4619360780&hsa_cam=10048353808&hsa_grp=103763250889&hsa_ad=611330609406&hsa_src=g&hsa_tgt=kwd-348040994627&hsa_kw=esg%20risk&hsa_mt=b&hsa_net=adwords&hsa_ver=3&gclid=EAlaIqObChMllv6qz6f5-wIVRbLVCh2X6wdGEAAYASAAEgLu9vD_BwE)

More precisely, DAX 50 ESG Index (the "Index") is constructed from all stocks included in the HDAX Index. Then the following filters are applied:

- Companies identified as non-compliant based on Sustainalytics Global Standards Screening assessment are excluded,
- Companies as per Sustainalytics involved in controversial weapons, military contracting, tobacco, nuclear power or thermal coal are not eligible for selection.

The index then selects the 50 largest and most liquid securities based on the quantitative criteria of free float market capitalization, order book volume and Sustainalytics ESG Risk Ratings.

● ***What are the objectives of the sustainable investments that the financial product partially intends to make and how does the sustainable investment contribute to such objectives?***

The objectives of the sustainable investments are to invest in investee companies that seek to meet two criteria:

- 1) follow best environmental and social practices; and
- 2) avoid making products or providing services that harm the environment and society.

In order for the investee company to be deemed to contribute to the above objective it must be a "best performer" within its sector of activity on at least one of its material environmental or social factors.

The definition of "best performer" relies on Amundi's proprietary ESG methodology which aims to measure the ESG performance of an investee company. In order to be considered a "best performer", an investee company must perform with the best top three rating (A, B or C, out of a rating scale going from A to G) within its sector on at least one material environmental or social factor. Material environmental and social factors are identified at a sector level. The identification of material factors is based on Amundi ESG analysis framework which combines extra-financial data and qualitative analysis of associated sector and sustainability themes. Factors identified as material result in a contribution of more than 10% to the overall ESG score. For energy sector for example, material factors are: emissions and energy, biodiversity and pollution, health and security, local communities and human rights. For a more complete overview of sectors and factors, please refer to the Amundi ESG Regulatory Statement available at [www.amundi.lu](http://www.amundi.lu)

To contribute to the above objectives, the investee company should not have significant exposure to activities (e.g. tobacco, weapons, gambling, coal, aviation, meat production, fertilizer and pesticide manufacturing, single-use plastic production) not compatible with such criteria.

The sustainable nature of an investment is assessed at investee company level.

By applying the Amundi's above described Sustainable Investment definition to the Index constituents of this passively managed ETF Product, Amundi has determined that this Product has the minimum proportion of sustainable investments stated in page 1 above. However, please note that Amundi Sustainable Investment definition is not implemented at the Index methodology level.



**Principal adverse impacts** are the most significant negative impact of investment decisions on sustainability factors relating to environmental, social and employee matters, respect for human rights, anti-corruption and anti-bribery matters.

● ***How do the sustainable investments that the financial product partially intends to make, not cause significant harm to any environmental or social sustainable investment objective?***

To ensure sustainable investments do no significant harm ('DNSH'), Amundi utilises two filters:

The first DNSH test filter relies on monitoring the mandatory Principal Adverse Impacts indicators in Annex 1, Table 1 of the RTS where robust data is available (e.g. GHG intensity of investee companies) via a combination of indicators (e.g. carbon intensity) and specific thresholds or rules (e.g. that the investee company's carbon intensity does not belong to the last decile of the sector). Amundi already considers specific Principle Adverse Impacts within its exclusion policy as part of Amundi's Responsible Investment Policy. These exclusions, which apply on the top of the tests detailed above, cover the following topics: exclusions on controversial weapons, Violations of UN Global Compact principles, coal and tobacco.

Beyond the specific sustainability factors covered in the first filter, Amundi has defined a second filter, which does not take the mandatory Principal Adverse Impact indicators above into account, in order to verify that the company does not badly perform from an overall environmental or social standpoint compared to other companies within its sector which corresponds to an environmental or social score superior or equal to E using Amundi's ESG rating.

*How have the indicators for adverse impacts on sustainability factors been taken into account?*

The indicators for adverse impacts have been taken into account as detailed in the first do not significant harm (DNSH) filter above:

The first DNSH filter relies on monitoring of mandatory Principal Adverse Impacts indicators in Annex 1, Table 1 of the RTS where robust data is available via the combination of following indicators and specific thresholds or rules:

- Have a CO2 intensity which does not belong to the last decile compared to other companies within its sector (only applies to high intensity sectors), and
- Have a Board of Directors' diversity which does not belong to the last decile compared to other companies within its sector, and
- Be cleared of any controversy in relation to work conditions and human rights.
- Be cleared of any controversy in relation to biodiversity and pollution

Amundi already considers specific Principle Adverse Impacts within its exclusion policy as part of Amundi's Responsible Investment Policy. These exclusions, which apply on the top of the tests detailed above, cover the following topics: exclusions on controversial weapons, Violations of UN Global Compact principles, coal and tobacco.

*How are the sustainable investments aligned with the OECD Guidelines for Multinational Enterprises and the UN Guiding Principles on Business and Human Rights? Details:*

The OECD Guidelines for Multinational Enterprises and the UN Guiding Principles on Business and Human Rights are integrated into our ESG scoring methodology. Our proprietary ESG rating tool assesses issuers using available data from our data providers. For example the model has a dedicated criteria called "Community Involvement & Human Rights" which is applied to all sectors in addition to other human rights linked criteria including socially responsible supply chains, working conditions, and labor relations. Furthermore, we conduct controversy monitoring on a, at minimum, quarterly basis which includes companies identified for human rights violations. When controversies arise, analysts will evaluate the situation and apply a score to the controversy (using our proprietary scoring

methodology) and determine the best course of action. Controversy scores are updated quarterly to track the trend and remediation efforts

*The EU Taxonomy sets out a "do not significantly harm" principle by which Taxonomy-aligned investments should not significantly harm EU Taxonomy objectives and is accompanied by specific EU criteria.*

The "do not significantly harm" principle applies only to those investments underlying the financial product that take into account the EU criteria for environmentally sustainable economic activities. The investments underlying the remaining portion of this financial product do not take into account the EU criteria for environmentally sustainable economic activities.

*Any other sustainable investments must also not significantly harm any environmental or social objectives.*



### Does this financial product consider principal adverse impacts on sustainability factors?

**X** Yes, The Sub-Fund considers Principal Adverse Impacts as per Annex 1, Table 1 of the RTS applying to the Sub-Fund's strategy and relies on a combination of exclusion policies (normative and sectorial), engagement and voting approaches.

- Exclusion: Amundi has defined normative, activity-based and sector-based exclusion rules covering some of the key adverse sustainability indicators listed by the Disclosure Regulation.

- Engagement: Engagement is a continuous and purpose driven process aimed at influencing the activities or behavior of investee companies. The aim of engagement activities can fall into two categories : to engage an issuer to improve the way it integrates the environmental and social dimension, to engage an issuer to improve its impact on environmental, social, and human rights-related or other sustainability matters that are material to society and the global economy.

- Vote: Amundi's voting policy responds to an holistic analysis of all the long-term issues that may influence value creation, including material ESG issues. For more information please refer to Amundi's Voting Policy .

- Controversies monitoring: Amundi has developed a controversy tracking system that relies on three external data providers to systematically track controversies and their level of severity. This quantitative approach is then enriched with an in-depth assessment of each severe controversy, led by ESG analysts and the periodic review of its evolution. This approach applies to all of Amundi's funds.

For any indication on how mandatory Principal Adverse Impact indicators are used, please refer to the Amundi ESG Regulatory Statement available at [www.amundi.lu](http://www.amundi.lu)

No



### What investment strategy does this financial product follow?

The Sub-Fund tracks the performance of DAX 50 ESG Index (the "Index"), and to minimize the tracking error between the net asset value of the sub-fund and the performance of the Index.

The DAX 50 ESG tracks the performance of the 50 largest stocks that have comparably good performance based on their Environmental, Social and Governance criteria. The Index is composed of securities included in the HDAX index which is representative of the large and medium-sized companies traded on

**The Investment strategy** guides investment decisions based on factors such as

investment objectives and risk tolerance.

**Good governance** practices include sound management structures, employee relations, remuneration of staff and tax compliance.

the German equity market and having their legal or operating headquarter located in Germany. The HDAX universe is the joint set of companies included in the DAX (Germany's blue-chip index tracking the performance of the 40 largest companies on the German stock market in terms of market capitalization and turnover rate), the MDAX (comprising the 50 next-largest companies after the DAX in terms of market capitalization and turnover) and the TecDAX (comprising the 30 largest and most liquid tech securities in terms of market capitalization and turnover) indexes.

● ***What are the binding elements of the investment strategy used to select the investments to attain each of the environmental or social characteristics promoted by this financial product?***

This is a passively managed ETF. Its investment strategy is to replicate the Index while minimizing the related tracking error.

DAX 50 ESG Index (the "Index") is constructed from all stocks included in the HDAX Index. Then the following filters are applied:

- Companies identified as non-compliant based on Sustainalytics Global Standards Screening assessment are excluded,
- Companies as per Sustainalytics involved in controversial weapons, military contracting, tobacco, nuclear power or thermal coal are not eligible for selection.

The index then selects the 50 largest and most liquid securities based on the quantitative criteria of free float market capitalization, order book volume and Sustainalytics ESG Risk Ratings.

The Product strategy is also relying on systematic exclusions policies (normative and sectorials) as further described in Amundi Responsible Investment policy.

● ***What is the committed minimum rate to reduce the scope of the investments considered prior to the application of that investment strategy?***

There is no committed minimum rate to reduce the scope of the investments considered prior to the application of that investment strategy.

● ***What is the policy to assess good governance practices of the investee companies?***

We rely on Amundi ESG scoring methodology. Amundi's ESG scoring is based on a proprietary ESG analysis framework, which accounts for 38 general and sector-specific criteria, including governance criteria. In the Governance dimension, we assess an issuer's ability to ensure an effective corporate governance framework that guarantees it will meet its long-term objectives (e.g. guaranteeing the issuer's value over the long term) The governance sub-criteria considered are: board structure, audit and control, remuneration, shareholders' rights, ethics, tax practices and ESG strategy

Amundi ESG Rating scale contains seven grades, ranging from A to G, where A is the best and G the worst rating. G-rated companies are excluded from our investment universe.



**Asset allocation** describes the share of investments in specific assets.

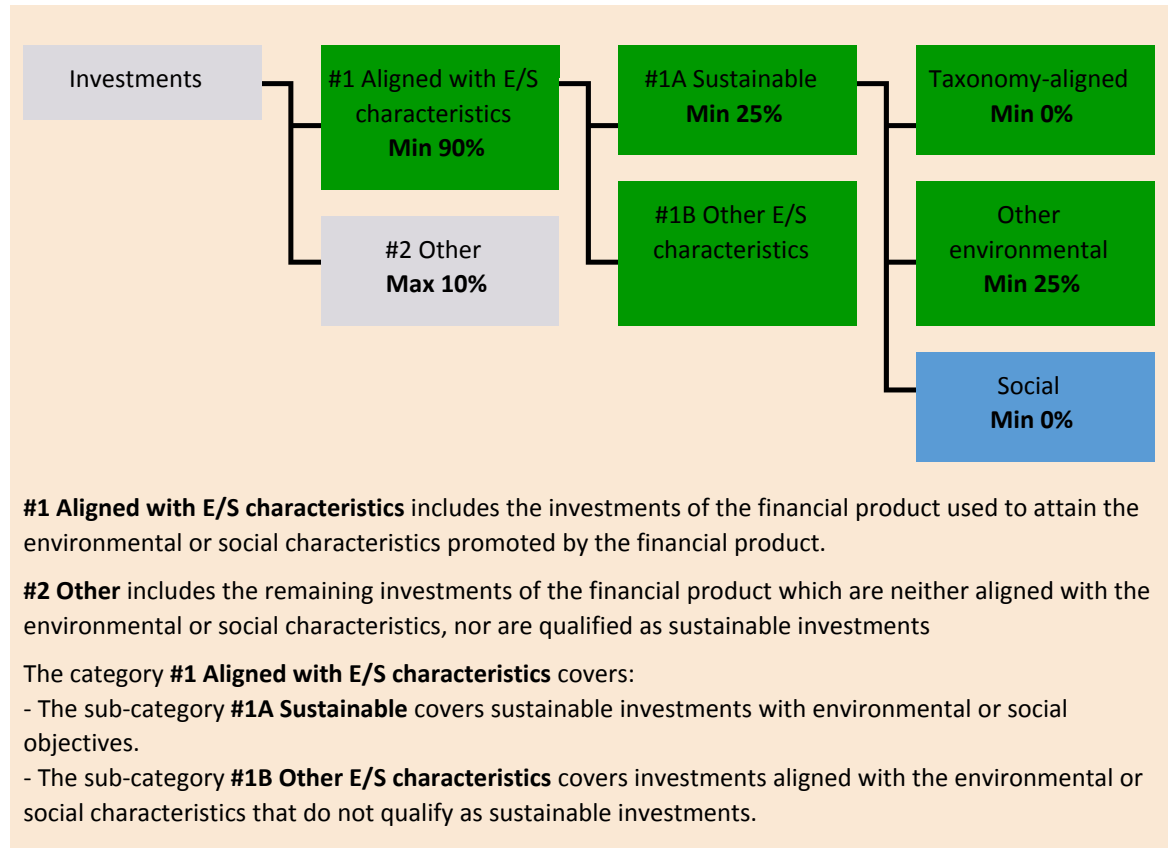
Taxonomy-aligned activities are expressed as a share of:

- **turnover** reflecting the share of revenue from green activities of investee companies
- **capital expenditure (CapEx)** showing the green investments made by investee companies, e.g. for a transition to a green economy.
- **operational expenditure (OpEx)** reflecting green operational activities of investee companies.

## What is the asset allocation planned for this financial product?

At least 90% of the Sub-Fund's securities and instruments will meet the promoted environmental or social characteristics in accordance with the binding elements of the Index methodology. Furthermore, the Sub-Fund commits to have a minimum of 25% of sustainable investments as per the below chart. Investments aligned with other E/S characteristics (#1B) will represent the difference between the actual proportion of investments aligned with environmental or social characteristics (#1) and the actual proportion of sustainable investments (#1A).

The planned proportion of other environmental investment represents a minimum of 25% (i) and may change as the actual proportions of Taxonomy-aligned and/or Social investments increase.



## ● How does the use of derivatives attain the environmental or social characteristics promoted by the financial product?

Derivatives are not used to attain the environmental and social characteristics promoted by the Sub-Fund.

### Enabling activities

directly enable other activities to make a substantial contribution to an environmental objective.

### Transitional activities

are activities for which low-carbon alternatives are not yet available and among others have greenhouse gas emission levels corresponding to the best performance.



## To what minimum extent are sustainable investments with an environmental objective aligned with the EU Taxonomy?

The sub-fund currently has no minimum commitment to sustainable investments with an environmental objective aligned with the EU Taxonomy. The Sub-Fund does not commit to make taxonomy-compliant investments in fossil gas and/or nuclear energy as illustrated below. Nevertheless, as part of the investment strategy, it may invest in companies that are also active in these industries. Such investments may or may not be taxonomy aligned.

### Does the financial product invest in fossil gas and/or nuclear energy related activities that comply with the EU Taxonomy ?

- Yes :
- In fossil gas
  - In nuclear energy
- No

The two graphs below show in green the minimum percentage of investments that are aligned with the EU Taxonomy. As there is no appropriate methodology to determine the Taxonomy-alignment of sovereign bonds\*, the first graph shows the Taxonomy alignment in relation to all the investments of the financial product including sovereign bonds, while the second graph shows the Taxonomy alignment only in relation to the investments of the financial product other than sovereign bonds.

#### 1. Taxonomy-alignment of investments including sovereign bonds\*

- Taxonomy-aligned (no fossil gas and nuclear)
- Non Taxonomy-aligned



#### 2. Taxonomy-alignment of investments excluding sovereign bonds\*

- Taxonomy-aligned (no fossil gas and nuclear)
- Non Taxonomy-aligned



This graph represents 100% of the total investments.\*\*

\* For the purpose of these graphs, 'sovereigns bonds' consist of all sovereign exposures

\*\* This percentage is purely indicative and may vary.

### What is the minimum share of investments in transitional and enabling activities?

The funds has no minimum proportion of investment in transitional or enabling activities.



are sustainable investments with an environmental objective that **do not take into account the criteria** for environmentally sustainable economic activities under the EU Taxonomy.



**What is the minimum share of sustainable investments with an environmental objective that are not aligned with the EU Taxonomy?**

The Sub-Fund will have a minimum commitment of 25% of Sustainable Investments with an environmental objective as indicated in this Annex with no commitment on their alignment with the EU Taxonomy.



**What is the minimum share of socially sustainable investments?**

The Sub-Fund has no minimum share of socially sustainable investments.



**What investments are included under “#2 Other”, what is their purpose and are there any minimum environmental or social safeguards?**

Included in "#2 Other" are cash and instruments for the purpose of liquidity and portfolio risk management. It may also include ESG unrated securities for which data needed for the measurement of attainment of environmental or social characteristics is not available.



**Reference benchmarks** are indexes to measure whether the financial products attain the environmental or social characteristics that they promote.

**Is a specific index designated as a reference benchmark to determine whether this financial product is aligned with the environmental and/or social characteristics that it promotes?**

Yes, the Index has been designated as a reference benchmark to determine whether the Sub-Fund is aligned with the environmental and/or social characteristics that it promotes.

● **How is the reference benchmark continuously aligned with each of the environmental or social characteristics promoted by the financial product?**

According to applicable regulations to index sponsors (including BMR), index sponsors should define appropriate controls/diligence when defining and/or operating index methodologies of regulated indexes.

● **How is the alignment of the investment strategy with the methodology of the index ensured on a continuous basis?**

The investment objective of the Sub-Fund is to track both the upward and downward evolution of the Index, while minimising the difference between the return of the Sub-Fund and the return of the Index.

● **How does the designated index differ from a relevant broad market index?**

The DAX 50 ESG tracks the performance of the 50 largest stocks that have comparably good performance based on their Environmental, Social and Governance criteria. The Index is composed of securities included in the HDAX index which is representative of the large and medium-sized companies traded on the German equity market and having their legal or operating headquarter located in Germany.

The HDAX universe is the joint set of companies included in the DAX (Germany's blue-chip index tracking the performance of the 40 largest companies on the German stock market in terms of market capitalization and turnover rate), the MDAX (comprising the 50 next-largest companies after the DAX in terms of market capitalization and turnover) and the TecDAX (comprising the 30 largest and most liquid tech securities in terms of market capitalization and turnover) indexes.

● **Where can the methodology used for the calculation of the designated index be found?**

Additional information on the Index can be found at <https://www.dax-indices.com/ressourcen#guides>



**Where can I find more product specific information online?**

Additional information on the Sub-Fund can be found at [www.amundiETF.com](http://www.amundiETF.com).

**Disclaimer**

15/10/2023.

**Pre-contractual disclosure for the financial products referred to in Article 8, paragraphs 1, 2 and 2a, of Regulation (EU) 2019/2088 and Article 6, first paragraph, of Regulation (EU) 2020/852**

**Sustainable investment**

means an investment in an economic activity that contributes to an environmental or social objective, provided that the investment does not significantly harm any environmental or social objective and that the investee companies follow good governance practices.

The **EU Taxonomy** is a classification system laid down in Regulation (EU) 2020/852, establishing a list of **environmentally sustainable economic activities**. That Regulation does not lay down a list of socially sustainable economic activities. Sustainable investments with an environmental objective might be aligned with the Taxonomy or not.



**Sustainability**

**indicators** measure how the environmental or social characteristics promoted by the financial product are attained.

**Product name:**  
AMUNDI EURO HIGH YIELD BOND ESG

**Legal entity identifier:**  
549300WFFU01S3XDX018

**Environmental and/or social characteristics**

**Does this financial product have a sustainable investment objective?**

**Yes**    **No**

- It will make a minimum of **sustainable investments with an environmental objective: \_\_\_%**
  - in economic activities that qualify as environmentally sustainable under the EU Taxonomy
  - in economic activities that do not qualify as environmentally sustainable under the EU Taxonomy
- It **promotes Environmental/Social (E/S) characteristics** and while it does not have as its objective a sustainable investment, it will have a minimum proportion of 20% of sustainable investments
  - with an environmental objective in economic activities that qualify as environmentally sustainable under the EU Taxonomy
  - with an environmental objective in economic activities that do not qualify as environmentally sustainable under the EU Taxonomy
  - with a social objective
- It will make a minimum of **sustainable investments with a social objective: \_\_\_%**
- It promotes E/S characteristics, but **will not make any sustainable investments**

**What environmental and/or social characteristics are promoted by this financial product?**

The Sub-Fund promotes environmental and/or social characteristics through among others, replicating an Index integrating an environmental, social and governance ("ESG") rating.

The Index methodology is constructed using a "Best-in-class approach": best ranked companies are selected to construct the Index.

"Best-in-class" is an approach where leading or best-performing investments are selected within a universe, industry sector or class. Using such Best-in-class approach, the Index follows an extra-financial approach significantly engaging that permits the reduction by at least 20% of the initial investment universe (expressed in number of issuers).

**What sustainability indicators are used to measure the attainment of each of the environmental or social characteristics promoted by this financial product?**

The MSCI ESG Rating is used to measure the attainment of each of the environmental and or social characteristic promoted by this financial product.

MSCI ESG Rating methodology uses a rules-based methodology designed to measure a company's resilience to long-term, industry material ESG risks. It is based on extra-financial ESG key issues that



focus on the intersection between a company's core business and the industry-specific issues that may create significant risks and opportunities for the company. The ESG key issues are weighted according to impact and time horizon of the risk or opportunity. The ESG key issues include for instance, but are not limited to, water stress, carbon emissions, labor management or business ethics.

More detailed on MSCI ESG Rating can be found on the following link:

<https://www.msci.com/documents/1296102/21901542/ESG-Ratings-Methodology-Exec-Summary.pdf>

More details on MSCI ESG Controversy score can be found on the following link:

<https://www.msci.com/documents/1296102/14524248/MSCI+ESG+Research+Controversies+Executive+Summary+Methodology+-+July+2020.pdf/b0a2bb88-2360-1728-b70e-2f0a889b6bd4>

More precisely, iBoxx MSCI ESG EUR High Yield Corporates TCA Index (the "Index") screens out the constituents of the Parent Index based on the following criteria:

1. First, securities of companies involved in business lines/activities\*: such as Alcohol, Tobacco, Gambling, Adult Entertainment, Genetically Modified organisms (GMO), Nuclear Power, Conventional and Controversial Weapons, Civilian Firearms, Thermal Coal or Fossil Fuels, as per the standard Bloomberg MSCI SRI screen, are excluded.
2. Securities of companies with an MSCI ESG rating of BB and below are excluded.
3. Companies with an MSCI ESG Controversies Score of less than 1 are excluded.

In the event that the above MSCI ESG screenings result in less than 20% of issuers being excluded from the Parent Index at every rebalance date, additional ranking rules are applied to the issuers in the ESG-screened universe, as follows:

1. MSCI ESG rating score (descending)
2. MSCI ESG Controversies score (descending)
3. Issuer market value in the ESG - screened universe (descending)

Based on the above ranking issuers will be excluded one by one (starting with the lowest ranked issuer) until the 20% minimum exclusion rule is satisfied.

The remaining securities are weighted according to their total market capitalization with a soft issuer cap of 3%. In the event that there are not enough distinct issuers to satisfy the soft cap, a hard cap of 5% will be used.

\* For more information on the business lines/activities and the screen, please refer to the Index methodology available on [bloombergindices.com](http://bloombergindices.com)

● ***What are the objectives of the sustainable investments that the financial product partially intends to make and how does the sustainable investment contribute to such objectives?***

The objectives of the sustainable investments are to invest in investee companies that seek to meet two criteria:

- 1) follow best environmental and social practices; and
- 2) avoid making products or providing services that harm the environment and society.

In order for the investee company to be deemed to contribute to the above objective it must be a "best performer" within its sector of activity on at least one of its material environmental or social

factors.

The definition of "best performer" relies on Amundi's proprietary ESG methodology which aims to measure the ESG performance of an investee company. In order to be considered a "best performer", an investee company must perform with the best top three rating (A, B or C, out of a rating scale going from A to G) within its sector on at least one material environmental or social factor. Material environmental and social factors are identified at a sector level. The identification of material factors is based on Amundi ESG analysis framework which combines extra-financial data and qualitative analysis of associated sector and sustainability themes. Factors identified as material result in a contribution of more than 10% to the overall ESG score. For energy sector for example, material factors are: emissions and energy, biodiversity and pollution, health and security, local communities and human rights. For a more complete overview of sectors and factors, please refer to the Amundi ESG Regulatory Statement available at [www.amundi.lu](http://www.amundi.lu)

To contribute to the above objectives, the investee company should not have significant exposure to activities (e.g. tobacco, weapons, gambling, coal, aviation, meat production, fertilizer and pesticide manufacturing, single-use plastic production) not compatible with such criteria.

The sustainable nature of an investment is assessed at investee company level.

By applying the Amundi's above described Sustainable Investment definition to the Index constituents of this passively managed ETF Product, Amundi has determined that this Product has the minimum proportion of sustainable investments stated in page 1 above. However, please note that Amundi Sustainable Investment definition is not implemented at the Index methodology level.

**Principal adverse impacts** are the most significant negative impact of investment decisions on sustainability factors relating to environmental, social and employee matters, respect for human rights, anti-corruption and anti-bribery matters.

● ***How do the sustainable investments that the financial product partially intends to make, not cause significant harm to any environmental or social sustainable investment objective?***

To ensure sustainable investments do no significant harm ('DNSH'), Amundi utilises two filters:

The first DNSH test filter relies on monitoring the mandatory Principal Adverse Impacts indicators in Annex 1, Table 1 of the RTS where robust data is available (e.g. GHG intensity of investee companies) via a combination of indicators (e.g. carbon intensity) and specific thresholds or rules (e.g. that the investee company's carbon intensity does not belong to the last decile of the sector).

Amundi already considers specific Principle Adverse Impacts within its exclusion policy as part of Amundi's Responsible Investment Policy. These exclusions, which apply on the top of the tests detailed above, cover the following topics: exclusions on controversial weapons, Violations of UN Global Compact principles, coal and tobacco.

Beyond the specific sustainability factors covered in the first filter, Amundi has defined a second filter, which does not take the mandatory Principal Adverse Impact indicators above into account, in order to verify that the company does not badly perform from an overall environmental or social standpoint compared to other companies within its sector which corresponds to an environmental or social score superior or equal to E using Amundi's ESG rating.

***How have the indicators for adverse impacts on sustainability factors been taken into account?***

The indicators for adverse impacts have been taken into account as detailed in the first do not significant harm (DNSH) filter above:

The first DNSH filter relies on monitoring of mandatory Principal Adverse Impacts indicators in Annex 1, Table 1 of the RTS where robust data is available via the combination of following indicators and specific thresholds or rules:

- Have a CO2 intensity which does not belong to the last decile compared to other companies within

its sector (only applies to high intensity sectors), and

- Have a Board of Directors' diversity which does not belong to the last decile compared to other companies within its sector, and
- Be cleared of any controversy in relation to work conditions and human rights.
- Be cleared of any controversy in relation to biodiversity and pollution

Amundi already considers specific Principle Adverse Impacts within its exclusion policy as part of Amundi's Responsible Investment Policy. These exclusions, which apply on the top of the tests detailed above, cover the following topics: exclusions on controversial weapons, Violations of UN Global Compact principles, coal and tobacco.

*How are the sustainable investments aligned with the OECD Guidelines for Multinational Enterprises and the UN Guiding Principles on Business and Human Rights? Details:*

The OECD Guidelines for Multinational Enterprises and the UN Guiding Principles on Business and Human Rights are integrated into our ESG scoring methodology. Our proprietary ESG rating tool assesses issuers using available data from our data providers. For example the model has a dedicated criteria called "Community Involvement & Human Rights" which is applied to all sectors in addition to other human rights linked criteria including socially responsible supply chains, working conditions, and labor relations. Furthermore, we conduct controversy monitoring on a, at minimum, quarterly basis which includes companies identified for human rights violations. When controversies arise, analysts will evaluate the situation and apply a score to the controversy (using our proprietary scoring methodology) and determine the best course of action. Controversy scores are updated quarterly to track the trend and remediation efforts

*The EU Taxonomy sets out a "do not significantly harm" principle by which Taxonomy-aligned investments should not significantly harm EU Taxonomy objectives and is accompanied by specific EU criteria.*

The "do not significantly harm" principle applies only to those investments underlying the financial product that take into account the EU criteria for environmentally sustainable economic activities. The investments underlying the remaining portion of this financial product do not take into account the EU criteria for environmentally sustainable economic activities.

*Any other sustainable investments must also not significantly harm any environmental or social objectives.*



### **Does this financial product consider principal adverse impacts on sustainability factors?**

**X** Yes, The Sub-Fund considers Principal Adverse Impacts as per Annex 1, Table 1 of the RTS applying to the Sub-Fund's strategy and relies on a combination of exclusion policies (normative and sectorial), engagement and voting approaches.

- Exclusion: Amundi has defined normative, activity-based and sector-based exclusion rules covering some of the key adverse sustainability indicators listed by the Disclosure Regulation.

- Engagement: Engagement is a continuous and purpose driven process aimed at influencing the activities or behavior of investee companies. The aim of engagement activities can fall into two categories : to engage an issuer to improve the way it integrates the environmental and social dimension, to engage an issuer to improve its impact on environmental, social, and human rights-related or other sustainability matters that are material to society and the global economy.

- Vote: Amundi's voting policy responds to an holistic analysis of all the long-term issues that may influence value creation, including material ESG issues. For more information please refer to Amundi's Voting Policy .

- Controversies monitoring: Amundi has developed a controversy tracking system that relies on three external data providers to systematically track controversies and their level of severity. This quantitative approach is then enriched with an in-depth assessment of each severe controversy, led by ESG analysts and the periodic review of its evolution. This approach applies to all of Amundi's funds.

For any indication on how mandatory Principal Adverse Impact indicators are used, please refer to the Amundi ESG Regulatory Statement available at [www.amundi.lu](http://www.amundi.lu)

No



#### The Investment strategy guides

investment decisions based on factors such as investment objectives and risk tolerance.

#### Good governance practices

include sound management structures, employee relations, remuneration of staff and tax compliance.

### What investment strategy does this financial product follow?

To track the performance of iBoxx MSCI ESG EUR High Yield Corporates TCA Index (the "Index"), and to minimize the tracking error between the net asset value of the sub-fund and the performance of the Index.

iBoxx MSCI ESG EUR High Yield Corporates TCA Index is a bond index representative of euro-denominated BB/B rated bonds issued by corporate issuers that follows the rules of the iBoxx EUR High Yield TCA Index (the "Parent Index") and applies ESG criteria for security eligibility.

### ● **What are the binding elements of the investment strategy used to select the investments to attain each of the environmental or social characteristics promoted by this financial product?**

The MSCI ESG Rating is used to measure the attainment of each of the environmental and or social characteristic promoted by this financial product.

MSCI ESG Rating methodology uses a rules-based methodology designed to measure a company's resilience to long-term, industry material ESG risks. It is based on extra-financial ESG key issues that focus on the intersection between a company's core business and the industry-specific issues that may create significant risks and opportunities for the company. The ESG key issues are weighted according to impact and time horizon of the risk or opportunity. The ESG key issues include for instance, but are not limited to, water stress, carbon emissions, labor management or business ethics.

More detailed on MSCI ESG Rating can be found on the following link:

<https://www.msci.com/documents/1296102/21901542/ESG-Ratings-Methodology-Exec-Summary.pdf>

More details on MSCI ESG Controversy score can be found on the following link:

<https://www.msci.com/documents/1296102/14524248/MSCI+ESG+Research+Controversies+Executive+Summary+Methodology+---+July+2020.pdf/b0a2bb88-2360-1728-b70e-2f0a889b6bd4>

More precisely, iBoxx MSCI ESG EUR High Yield Corporates TCA Index (the "Index") screens out the constituents of the Parent Index based on the following criteria:

1. First, securities of companies involved in business lines/activities\*: such as Alcohol, Tobacco, Gambling, Adult Entertainment, Genetically Modified organisms (GMO), Nuclear Power, Conventional and Controversial Weapons, Civilian Firearms, Thermal Coal or Fossil Fuels, as per the standard Bloomberg MSCI SRI screen, are excluded.

2. Securities of companies with an MSCI ESG rating of BB and below are excluded.
3. Companies with an MSCI ESG Controversies Score of less than 1 are excluded.

In the event that the above MSCI ESG screenings result in less than 20% of issuers being excluded from the Parent Index at every rebalance date, additional ranking rules are applied to the issuers in the ESG-screened universe, as follows:

1. MSCI ESG rating score (descending)
2. MSCI ESG Controversies score (descending)
3. Issuer market value in the ESG - screened universe (descending)

Based on the above ranking issuers will be excluded one by one (starting with the lowest ranked issuer) until the 20% minimum exclusion rule is satisfied.

The remaining securities are weighted according to their total market capitalization with a soft issuer cap of 3%. In the event that there are not enough distinct issuers to satisfy the soft cap, a hard cap of 5% will be used.

\* For more information on the business lines/activities and the screen, please refer to the Index methodology available on [bloombergindices.com](http://bloombergindices.com)

This is a passively managed ETF. Its investment strategy is to replicate the Index while minimizing the related tracking error.

iBoxx MSCI ESG EUR High Yield Corporates TCA Index (the "Index") screens out the constituents of the Parent Index based on the following criteria:

1. First, securities of companies involved in business lines/activities\*: such as Alcohol, Tobacco, Gambling, Adult Entertainment, Genetically Modified organisms (GMO), Nuclear Power, Conventional and Controversial Weapons, Civilian Firearms, Thermal Coal or Fossil Fuels, as per the standard Bloomberg MSCI SRI screen, are excluded.
2. Securities of companies with an MSCI ESG rating of BB and below are excluded.
3. Companies with an MSCI ESG Controversies Score of less than 1 are excluded.

In the event that the above MSCI ESG screenings result in less than 20% of issuers being excluded from the Parent Index at every rebalance date, additional ranking rules are applied to the issuers in the ESG-screened universe, as follows:

1. MSCI ESG rating score (descending)
2. MSCI ESG Controversies score (descending)
3. Issuer market value in the ESG - screened universe (descending)

Based on the above ranking issuers will be excluded one by one (starting with the lowest ranked issuer) until the 20% minimum exclusion rule is satisfied.

The remaining securities are weighted according to their total market capitalization with a soft issuer cap of 3%. In the event that there are not enough distinct issuers to satisfy the soft cap, a hard cap of

5% will be used.

\* For more information on the business lines/activities and the screen, please refer to the Index methodology available on [bloombergindices.com](https://www.bloombergindices.com)

The Product strategy is also relying on systematic exclusions policies (normative and sectorials) as further described in Amundi Responsible Investment policy.

● ***What is the committed minimum rate to reduce the scope of the investments considered prior to the application of that investment strategy?***

There is no committed minimum rate to reduce the scope of the investments considered prior to the application of that investment strategy.

● ***What is the policy to assess good governance practices of the investee companies?***

We rely on Amundi ESG scoring methodology. Amundi's ESG scoring is based on a proprietary ESG analysis framework, which accounts for 38 general and sector-specific criteria, including governance criteria. In the Governance dimension, we assess an issuer's ability to ensure an effective corporate governance framework that guarantees it will meet its long-term objectives (e.g. guaranteeing the issuer's value over the long term) The governance sub-criteria considered are: board structure, audit and control, remuneration, shareholders' rights, ethics, tax practices and ESG strategy

Amundi ESG Rating scale contains seven grades, ranging from A to G, where A is the best and G the worst rating. G-rated companies are excluded from our investment universe.



**Asset allocation** describes the share of investments in specific assets.

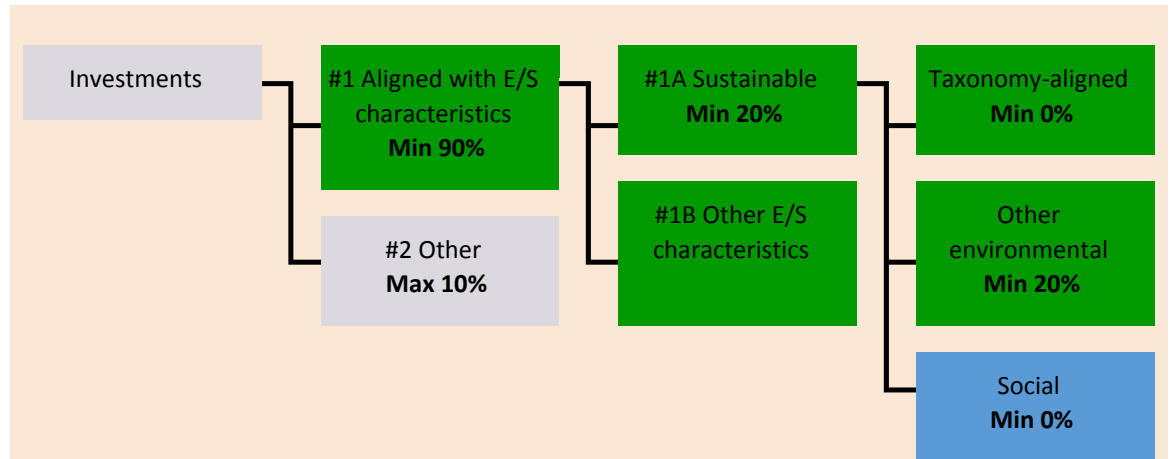
Taxonomy-aligned activities are expressed as a share of:

- **turnover** reflecting the share of revenue from green activities of investee companies
- **capital expenditure (CapEx)** showing the green investments made by investee companies, e.g. for a transition to a green economy.
- **operational expenditure (OpEx)** reflecting green operational activities of investee companies.

### What is the asset allocation planned for this financial product?

At least 90% of the Sub-Fund's securities and instruments will meet the promoted environmental or social characteristics in accordance with the binding elements of the Index methodology. Furthermore, the Sub-Fund commits to have a minimum of 20% of sustainable investments as per the below chart. Investments aligned with other E/S characteristics (#1B) will represent the difference between the actual proportion of investments aligned with environmental or social characteristics (#1) and the actual proportion of sustainable investments (#1A).

The planned proportion of other environmental investment represents a minimum of 20% (i) and may change as the actual proportions of Taxonomy-aligned and/or Social investments increase.



**#1 Aligned with E/S characteristics** includes the investments of the financial product used to attain the environmental or social characteristics promoted by the financial product.

**#2 Other** includes the remaining investments of the financial product which are neither aligned with the environmental or social characteristics, nor are qualified as sustainable investments

The category **#1 Aligned with E/S characteristics** covers:

- The sub-category **#1A Sustainable** covers sustainable investments with environmental or social objectives.
- The sub-category **#1B Other E/S characteristics** covers investments aligned with the environmental or social characteristics that do not qualify as sustainable investments.

### ● How does the use of derivatives attain the environmental or social characteristics promoted by the financial product?

Derivatives are not used to attain the environmental and social characteristics promoted by the Sub-Fund.

### Enabling activities

directly enable other activities to make a substantial contribution to an environmental objective.

### Transitional activities

are activities for which low-carbon alternatives are not yet available and among others have greenhouse gas emission levels corresponding to the best performance.



## To what minimum extent are sustainable investments with an environmental objective aligned with the EU Taxonomy?

The sub-fund currently has no minimum commitment to sustainable investments with an environmental objective aligned with the EU Taxonomy. The Sub-Fund does not commit to make taxonomy-compliant investments in fossil gas and/or nuclear energy as illustrated below. Nevertheless, as part of the investment strategy, it may invest in companies that are also active in these industries. Such investments may or may not be taxonomy aligned.

### Does the financial product invest in fossil gas and/or nuclear energy related activities that comply with the EU Taxonomy ?

- Yes :
- In fossil gas
  - In nuclear energy
- No

The two graphs below show in green the minimum percentage of investments that are aligned with the EU Taxonomy. As there is no appropriate methodology to determine the Taxonomy-alignment of sovereign bonds\*, the first graph shows the Taxonomy alignment in relation to all the investments of the financial product including sovereign bonds, while the second graph shows the Taxonomy alignment only in relation to the investments of the financial product other than sovereign bonds.

#### 1. Taxonomy-alignment of investments including sovereign bonds\*

- Taxonomy-aligned (no fossil gas and nuclear)
- Non Taxonomy-aligned



#### 2. Taxonomy-alignment of investments excluding sovereign bonds\*

- Taxonomy-aligned (no fossil gas and nuclear)
- Non Taxonomy-aligned



This graph represents 100% of the total investments.\*\*

\* For the purpose of these graphs, 'sovereigns bonds' consist of all sovereign exposures

\*\* This percentage is purely indicative and may vary.

### What is the minimum share of investments in transitional and enabling activities?

The funds has no minimum proportion of investment in transitional or enabling activities.





are sustainable investments with an environmental objective that **do not take into account the criteria** for environmentally sustainable economic activities under the EU Taxonomy.



**What is the minimum share of sustainable investments with an environmental objective that are not aligned with the EU Taxonomy?**

The Sub-Fund will have a minimum commitment of 20% of Sustainable Investments with an environmental objective as indicated in this Annex with no commitment on their alignment with the EU Taxonomy.



**What is the minimum share of socially sustainable investments?**

The Sub-Fund has no minimum share of socially sustainable investments.



**What investments are included under "#2 Other", what is their purpose and are there any minimum environmental or social safeguards?**

Included in "#2 Other" are cash and instruments for the purpose of liquidity and portfolio risk management. It may also include ESG unrated securities for which data needed for the measurement of attainment of environmental or social characteristics is not available.



**Reference benchmarks** are indexes to measure whether the financial products attain the environmental or social characteristics that they promote.

**Is a specific index designated as a reference benchmark to determine whether this financial product is aligned with the environmental and/or social characteristics that it promotes?**

Yes, the Index has been designated as a reference benchmark to determine whether the Sub-Fund is aligned with the environmental and/or social characteristics that it promotes.

● **How is the reference benchmark continuously aligned with each of the environmental or social characteristics promoted by the financial product?**

According to applicable regulations to index sponsors (including BMR), index sponsors should define appropriate controls/diligence when defining and/or operating index methodologies of regulated indexes.

● **How is the alignment of the investment strategy with the methodology of the index ensured on a continuous basis?**

The investment objective of the Sub-Fund is to track both the upward and downward evolution of the Index, while minimising the difference between the return of the Sub-Fund and the return of the Index.

● **How does the designated index differ from a relevant broad market index?**

iBoxx MSCI ESG EUR High Yield Corporates TCA Index is a bond index representative of euro-denominated BB/B rated bonds issued by corporate issuers that follows the rules of the iBoxx EUR High Yield TCA Index (the "Parent Index") and applies ESG criteria for security eligibility.

● **Where can the methodology used for the calculation of the designated index be found?**

Additional information on the Index can be found at <https://www.markit.com/Documentation/Product/Iboxx>



**Where can I find more product specific information online?**

Additional information on the Sub-Fund can be found at [www.amundiETF.com](http://www.amundiETF.com).

**Disclaimer**

15/10/2023.

**Pre-contractual disclosure for the financial products referred to in Article 8, paragraphs 1, 2 and 2a, of Regulation (EU) 2019/2088 and Article 6, first paragraph, of Regulation (EU) 2020/852**

**Sustainable investment**

means an investment in an economic activity that contributes to an environmental or social objective, provided that the investment does not significantly harm any environmental or social objective and that the investee companies follow good governance practices.

The **EU Taxonomy** is a classification system laid down in Regulation (EU) 2020/852, establishing a list of **environmentally sustainable economic activities**. That Regulation does not lay down a list of socially sustainable economic activities. Sustainable investments with an environmental objective might be aligned with the Taxonomy or not.



**Sustainability indicators**

measure how the environmental or social characteristics promoted by the financial product are attained.

**Product name:**

AMUNDI MSCI EUROPE SMALL CAP ESG CLIMATE NET ZERO213800H5N4JH1FRBT766 AMBITION CTB

**Legal entity identifier:**

**Environmental and/or social characteristics**

**Does this financial product have a sustainable investment objective?**

**Yes**    **No**

- |  |  |
|--|--|
| <input type="checkbox"/> It will make a minimum of <b>sustainable investments with an environmental objective: ___%</b>  | <input checked="" type="checkbox"/> It promotes <b>Environmental/Social (E/S) characteristics</b> and while it does not have as its objective a sustainable investment, it will have a minimum proportion of 1% of sustainable investments |
| <input type="checkbox"/> in economic activities that qualify as environmentally sustainable under the EU Taxonomy        | <input type="checkbox"/> with an environmental objective in economic activities that qualify as environmentally sustainable under the EU Taxonomy  |
| <input type="checkbox"/> in economic activities that do not qualify as environmentally sustainable under the EU Taxonomy | <input checked="" type="checkbox"/> with an environmental objective in economic activities that do not qualify as environmentally sustainable under the EU Taxonomy  |
| <input type="checkbox"/> It will make a minimum of <b>sustainable investments with a social objective: ___%</b>          | <input type="checkbox"/> with a social objective   |
| <input type="checkbox"/> It promotes E/S characteristics, but <b>will not make any sustainable investments</b>           |  |

**What environmental and/or social characteristics are promoted by this financial product?**

The Sub-Fund promotes environmental and/or social characteristics through among others, replicating an Index that is meeting the minimum standards for EU Climate Transition Benchmarks (EU CTBs) under Regulation (EU) 2019/2089 amending Regulation (EU) 2016/1011. The law proposes the definitions of minimum standards for the methodology of any 'EU Climate Transition' benchmark indices that would be aligned with the objectives of the Paris Agreement. The Index methodology align with certain criteria such as:

- A minimum reduction in Greenhouse Gas (GHG) intensity relative to Parent Index of 30%.
- A minimum self-decarbonization rate of GHG emissions intensity in accordance with the trajectory implied by Intergovernmental Panel on Climate Change's (IPCC) most ambitious 1.5°C scenario, equating to at least 7% GHG intensity reduction on average per annum.

**What sustainability indicators are used to measure the attainment of each of the environmental or social characteristics promoted by this financial product?**

The weighted average greenhouse gas (GHG) intensity (the "WACI") is used to measure the attainment of each of the environmental or social characteristics promoted by this financial product.

The WACI is the weighted average of the Index components' greenhouse gas (GHG) emissions

(expressed in tCO<sub>2</sub>) divided by the enterprise value including cash.

The GHG emissions are divided into Scope 1, Scope 2, and Scope 3 emissions.

- Scope 1 emissions: those from sources owned or controlled by the company.
- Scope 2 emissions: those caused by the generation of electricity purchased by the company.
- Scope 3 emissions: include all other indirect emissions that occur in a company's value chain.

More precisely, MSCI Europe Small Cap ESG Broad CTB Select Index is constructed by applying a combination of values based exclusions and an optimization process to increase the MSCI ESG Score compared to the Parent Index and to meet the EU Climate Transition Benchmark (EU CTB) regulation minimum requirements while targeting a similar risk profile to the Parent Index.

First, securities of companies involved in business activities as per MSCI ESG Research\* such as Nuclear Weapons, Tobacco, Conventional Weapons, Controversial Weapons, Oil Sands, Thermal Coal and/or Unconventional Oil & Gas including Arctic Drilling are excluded, together with companies rated as 'Red Flag' MSCI ESG controversies\*\* and 'Environmental Orange Flag' MSCI ESG controversies.

Second, MSCI applies on the remaining investment universe an optimization aimed at maximizing the average MSCI ESG Score\*\*\* of this universe while complying with the following constraints:

1. Compliance with the EU CTB regulation minimum requirements on carbon footprint reduction
  - Carbon footprint reduction of 30% compared to the Parent Index
  - Annual reduction of 7% of carbon footprint
2. Minimum allocation to "High Climate Impact Sector", as defined in the methodology of the Index, as high as in the Parent Index
3. Targeting an ex ante tracking-error level of 0.75%

In the case where the three constraints are not compatible, MSCI will relax the constraints and notably increase the ex-ante tracking-error level by 0.1% incremental steps.

The weight of each security in the Index is determined by the optimization process so as to comply with the above mentioned constraints.

The maximum weight of any security in the Index is set as the weight of this security in the Parent Index + 2%.

\*For more information on the business activities and the screen, please refer to the Index methodology available on msci.com.

\*\*MSCI ESG Controversies provides assessments of controversies concerning the negative environmental, social, and/or governance impact of company operations, products and services

\*\*\*MSCI ESG Ratings provides research, analysis and ratings of how well companies manage environmental, social and governance risks and opportunities.

● ***What are the objectives of the sustainable investments that the financial product partially intends to make and how does the sustainable investment contribute to such objectives?***

The objectives of the sustainable investments are to invest in investee companies that seek to meet two criteria:

- 1) follow best environmental and social practices; and
- 2) avoid making products or providing services that harm the environment and society.

In order for the investee company to be deemed to contribute to the above objective it must be a "best performer" within its sector of activity on at least one of its material environmental or social

factors.

The definition of "best performer" relies on Amundi's proprietary ESG methodology which aims to measure the ESG performance of an investee company. In order to be considered a "best performer", an investee company must perform with the best top three rating (A, B or C, out of a rating scale going from A to G) within its sector on at least one material environmental or social factor. Material environmental and social factors are identified at a sector level. The identification of material factors is based on Amundi ESG analysis framework which combines extra-financial data and qualitative analysis of associated sector and sustainability themes. Factors identified as material result in a contribution of more than 10% to the overall ESG score. For energy sector for example, material factors are: emissions and energy, biodiversity and pollution, health and security, local communities and human rights. For a more complete overview of sectors and factors, please refer to the Amundi ESG Regulatory Statement available at [www.amundi.lu](http://www.amundi.lu)

To contribute to the above objectives, the investee company should not have significant exposure to activities (e.g. tobacco, weapons, gambling, coal, aviation, meat production, fertilizer and pesticide manufacturing, single-use plastic production) not compatible with such criteria.

The sustainable nature of an investment is assessed at investee company level.

By applying the Amundi's above described Sustainable Investment definition to the Index constituents of this passively managed ETF Product, Amundi has determined that this Product has the minimum proportion of sustainable investments stated in page 1 above. However, please note that Amundi Sustainable Investment definition is not implemented at the Index methodology level.

**Principal adverse impacts** are the most significant negative impact of investment decisions on sustainability factors relating to environmental, social and employee matters, respect for human rights, anti-corruption and anti-bribery matters.

● ***How do the sustainable investments that the financial product partially intends to make, not cause significant harm to any environmental or social sustainable investment objective?***

To ensure sustainable investments do no significant harm ('DNSH'), Amundi utilises two filters:

The first DNSH test filter relies on monitoring the mandatory Principal Adverse Impacts indicators in Annex 1, Table 1 of the RTS where robust data is available (e.g. GHG intensity of investee companies) via a combination of indicators (e.g. carbon intensity) and specific thresholds or rules (e.g. that the investee company's carbon intensity does not belong to the last decile of the sector).

Amundi already considers specific Principle Adverse Impacts within its exclusion policy as part of Amundi's Responsible Investment Policy. These exclusions, which apply on the top of the tests detailed above, cover the following topics: exclusions on controversial weapons, Violations of UN Global Compact principles, coal and tobacco.

Beyond the specific sustainability factors covered in the first filter, Amundi has defined a second filter, which does not take the mandatory Principal Adverse Impact indicators above into account, in order to verify that the company does not badly perform from an overall environmental or social standpoint compared to other companies within its sector which corresponds to an environmental or social score superior or equal to E using Amundi's ESG rating.

***How have the indicators for adverse impacts on sustainability factors been taken into account?***

The indicators for adverse impacts have been taken into account as detailed in the first do not significant harm (DNSH) filter above:

The first DNSH filter relies on monitoring of mandatory Principal Adverse Impacts indicators in Annex 1, Table 1 of the RTS where robust data is available via the combination of following indicators and specific thresholds or rules:

- Have a CO2 intensity which does not belong to the last decile compared to other companies within

its sector (only applies to high intensity sectors), and

- Have a Board of Directors' diversity which does not belong to the last decile compared to other companies within its sector, and
- Be cleared of any controversy in relation to work conditions and human rights.
- Be cleared of any controversy in relation to biodiversity and pollution

Amundi already considers specific Principle Adverse Impacts within its exclusion policy as part of Amundi's Responsible Investment Policy. These exclusions, which apply on the top of the tests detailed above, cover the following topics: exclusions on controversial weapons, Violations of UN Global Compact principles, coal and tobacco.

*How are the sustainable investments aligned with the OECD Guidelines for Multinational Enterprises and the UN Guiding Principles on Business and Human Rights? Details:*

The OECD Guidelines for Multinational Enterprises and the UN Guiding Principles on Business and Human Rights are integrated into our ESG scoring methodology. Our proprietary ESG rating tool assesses issuers using available data from our data providers. For example the model has a dedicated criteria called "Community Involvement & Human Rights" which is applied to all sectors in addition to other human rights linked criteria including socially responsible supply chains, working conditions, and labor relations. Furthermore, we conduct controversy monitoring on a, at minimum, quarterly basis which includes companies identified for human rights violations. When controversies arise, analysts will evaluate the situation and apply a score to the controversy (using our proprietary scoring methodology) and determine the best course of action. Controversy scores are updated quarterly to track the trend and remediation efforts

*The EU Taxonomy sets out a "do not significantly harm" principle by which Taxonomy-aligned investments should not significantly harm EU Taxonomy objectives and is accompanied by specific EU criteria.*

The "do not significantly harm" principle applies only to those investments underlying the financial product that take into account the EU criteria for environmentally sustainable economic activities. The investments underlying the remaining portion of this financial product do not take into account the EU criteria for environmentally sustainable economic activities.

*Any other sustainable investments must also not significantly harm any environmental or social objectives.*



### **Does this financial product consider principal adverse impacts on sustainability factors?**

**X** Yes, The Sub-Fund considers Principal Adverse Impacts as per Annex 1, Table 1 of the RTS applying to the Sub-Fund's strategy and relies on a combination of exclusion policies (normative and sectorial), engagement and voting approaches.

- Exclusion: Amundi has defined normative, activity-based and sector-based exclusion rules covering some of the key adverse sustainability indicators listed by the Disclosure Regulation.

- Engagement: Engagement is a continuous and purpose driven process aimed at influencing the activities or behavior of investee companies. The aim of engagement activities can fall into two categories : to engage an issuer to improve the way it integrates the environmental and social dimension, to engage an issuer to improve its impact on environmental, social, and human rights-related or other sustainability matters that are material to society and the global economy.

- Vote: Amundi's voting policy responds to an holistic analysis of all the long-term issues that may influence value creation, including material ESG issues. For more information please refer to Amundi's Voting Policy .

- Controversies monitoring: Amundi has developed a controversy tracking system that relies on three external data providers to systematically track controversies and their level of severity. This quantitative approach is then enriched with an in-depth assessment of each severe controversy, led by ESG analysts and the periodic review of its evolution. This approach applies to all of Amundi's funds.

For any indication on how mandatory Principal Adverse Impact indicators are used, please refer to the Amundi ESG Regulatory Statement available at [www.amundi.lu](http://www.amundi.lu)

No



#### The Investment strategy guides

investment decisions based on factors such as investment objectives and risk tolerance.

#### Good governance practices

include sound management structures, employee relations, remuneration of staff and tax compliance.

### What investment strategy does this financial product follow?

To track the performance of MSCI Europe Small Cap ESG Broad CTB Select Index (the "Index"), and to minimize the tracking error between the net asset value of the sub-fund and the performance of the Index.

MSCI Europe Small Cap ESG Broad CTB Select Index is an equity index based on the MSCI Europe Small Cap Index (the "Parent Index") representative of small-cap securities across developed markets countries in Europe. The Index excludes companies whose products have negative social or environmental impacts, while overweighting companies with a strong MSCI ESG Score.

Additionally, the Index aims to represent the performance of a strategy that reweights securities based upon the opportunities and risks associated with the climate transition to meet the EU Climate Transition Benchmark (EU CTB) regulation minimum requirements.

### ● What are the binding elements of the investment strategy used to select the investments to attain each of the environmental or social characteristics promoted by this financial product?

This is a passively managed ETF. Its investment strategy is to replicate the Index while minimizing the related tracking error.

MSCI Europe Small Cap ESG Broad CTB Select Index is constructed by applying a combination of values based exclusions and an optimization process to increase the MSCI ESG Score compared to the Parent Index and to meet the EU Climate Transition Benchmark (EU CTB) regulation minimum requirements while targeting a similar risk profile to the Parent Index.

First, securities of companies involved in business activities as per MSCI ESG Research\* such as Nuclear Weapons, Tobacco, Conventional Weapons, Controversial Weapons, Oil Sands, Thermal Coal and/or Unconventional Oil & Gas including Arctic Drilling are excluded, together with companies rated as 'Red Flag' MSCI ESG controversies\*\* and 'Environmental Orange Flag' MSCI ESG controversies.

Second, MSCI applies on the remaining investment universe an optimization aimed at maximizing the average MSCI ESG Score\*\*\* of this universe while complying with the following constraints:

1. Compliance with the EU CTB regulation minimum requirements on carbon footprint reduction
  - Carbon footprint reduction of 30% compared to the Parent Index
  - Annual reduction of 7% of carbon footprint

2. Minimum allocation to "High Climate Impact Sector", as defined in the methodology of the Index, as high as in the Parent Index

3. Targeting an ex ante tracking-error level of 0.75%

In the case where the three constraints are not compatible, MSCI will relax the constraints and notably increase the ex-ante tracking-error level by 0.1% incremental steps.

The weight of each security in the Index is determined by the optimization process so as to comply with the above mentioned constraints.

The maximum weight of any security in the Index is set as the weight of this security in the Parent Index + 2%.

\*For more information on the business activities and the screen, please refer to the Index methodology available on msci.com.

\*\*MSCI ESG Controversies provides assessments of controversies concerning the negative environmental, social, and/or governance impact of company operations, products and services

\*\*\*MSCI ESG Ratings provides research, analysis and ratings of how well companies manage environmental, social and governance risks and opportunities.

The Product strategy is also relying on systematic exclusions policies (normative and sectorials) as further described in Amundi Responsible Investment policy.

● ***What is the committed minimum rate to reduce the scope of the investments considered prior to the application of that investment strategy?***

There is no committed minimum rate to reduce the scope of the investments considered prior to the application of that investment strategy.

● ***What is the policy to assess good governance practices of the investee companies?***

We rely on Amundi ESG scoring methodology. Amundi's ESG scoring is based on a proprietary ESG analysis framework, which accounts for 38 general and sector-specific criteria, including governance criteria. In the Governance dimension, we assess an issuer's ability to ensure an effective corporate governance framework that guarantees it will meet its long-term objectives (e.g. guaranteeing the issuer's value over the long term) The governance sub-criteria considered are: board structure, audit and control, remuneration, shareholders' rights, ethics, tax practices and ESG strategy

Amundi ESG Rating scale contains seven grades, ranging from A to G, where A is the best and G the worst rating. G-rated companies are excluded from our investment universe.





**Asset allocation** describes the share of investments in specific assets.

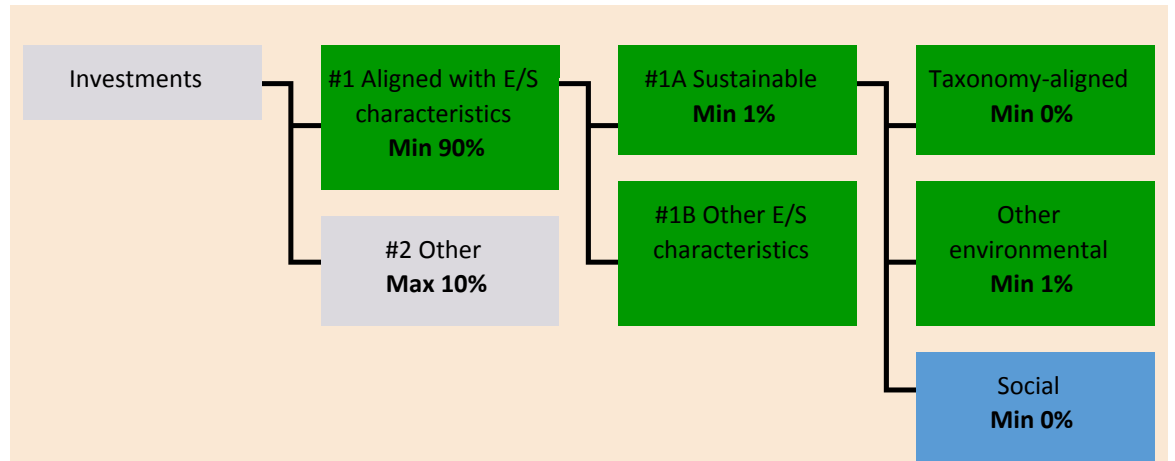
Taxonomy-aligned activities are expressed as a share of:

- **turnover** reflecting the share of revenue from green activities of investee companies
- **capital expenditure (CapEx)** showing the green investments made by investee companies, e.g. for a transition to a green economy.
- **operational expenditure (OpEx)** reflecting green operational activities of investee companies.

### What is the asset allocation planned for this financial product?

At least 90% of the Sub-Fund's securities and instruments will meet the promoted environmental or social characteristics in accordance with the binding elements of the Index methodology. Furthermore, the Sub-Fund commits to have a minimum of 1% of sustainable investments as per the below chart. Investments aligned with other E/S characteristics (#1B) will represent the difference between the actual proportion of investments aligned with environmental or social characteristics (#1) and the actual proportion of sustainable investments (#1A).

The planned proportion of other environmental investment represents a minimum of 1% (i) and may change as the actual proportions of Taxonomy-aligned and/or Social investments increase.



**#1 Aligned with E/S characteristics** includes the investments of the financial product used to attain the environmental or social characteristics promoted by the financial product.

**#2 Other** includes the remaining investments of the financial product which are neither aligned with the environmental or social characteristics, nor are qualified as sustainable investments

The category **#1 Aligned with E/S characteristics** covers:

- The sub-category **#1A Sustainable** covers sustainable investments with environmental or social objectives.
- The sub-category **#1B Other E/S characteristics** covers investments aligned with the environmental or social characteristics that do not qualify as sustainable investments.

### ● How does the use of derivatives attain the environmental or social characteristics promoted by the financial product?

Derivatives are not used to attain the environmental and social characteristics promoted by the Sub-Fund.

### Enabling activities

directly enable other activities to make a substantial contribution to an environmental objective.

### Transitional activities

are activities for which low-carbon alternatives are not yet available and among others have greenhouse gas emission levels corresponding to the best performance.



## To what minimum extent are sustainable investments with an environmental objective aligned with the EU Taxonomy?

The sub-fund currently has no minimum commitment to sustainable investments with an environmental objective aligned with the EU Taxonomy. The Sub-Fund does not commit to make taxonomy-compliant investments in fossil gas and/or nuclear energy as illustrated below. Nevertheless, as part of the investment strategy, it may invest in companies that are also active in these industries. Such investments may or may not be taxonomy aligned.

### Does the financial product invest in fossil gas and/or nuclear energy related activities that comply with the EU Taxonomy ?

- Yes :
- In fossil gas
  - In nuclear energy
- No

The two graphs below show in green the minimum percentage of investments that are aligned with the EU Taxonomy. As there is no appropriate methodology to determine the Taxonomy-alignment of sovereign bonds\*, the first graph shows the Taxonomy alignment in relation to all the investments of the financial product including sovereign bonds, while the second graph shows the Taxonomy alignment only in relation to the investments of the financial product other than sovereign bonds.

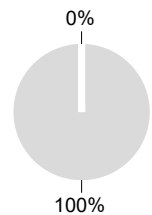
#### 1. Taxonomy-alignment of investments including sovereign bonds\*

- Taxonomy-aligned (no fossil gas and nuclear)
- Non Taxonomy-aligned



#### 2. Taxonomy-alignment of investments excluding sovereign bonds\*

- Taxonomy-aligned (no fossil gas and nuclear)
- Non Taxonomy-aligned



This graph represents 100% of the total investments.\*\*

\* For the purpose of these graphs, 'sovereigns bonds' consist of all sovereign exposures

\*\* This percentage is purely indicative and may vary.

### What is the minimum share of investments in transitional and enabling activities?

The funds has no minimum proportion of investment in transitional or enabling activities.



are sustainable investments with an environmental objective that **do not take into account the criteria** for environmentally sustainable economic activities under the EU Taxonomy.



**What is the minimum share of sustainable investments with an environmental objective that are not aligned with the EU Taxonomy?**

The Sub-Fund will have a minimum commitment of 1% of Sustainable Investments with an environmental objective as indicated in this Annex with no commitment on their alignment with the EU Taxonomy.



**What is the minimum share of socially sustainable investments?**

The Sub-Fund has no minimum share of socially sustainable investments.



**What investments are included under “#2 Other”, what is their purpose and are there any minimum environmental or social safeguards?**

Included in "#2 Other" are cash and instruments for the purpose of liquidity and portfolio risk management. It may also include ESG unrated securities for which data needed for the measurement of attainment of environmental or social characteristics is not available.



**Reference benchmarks** are indexes to measure whether the financial products attain the environmental or social characteristics that they promote.

**Is a specific index designated as a reference benchmark to determine whether this financial product is aligned with the environmental and/or social characteristics that it promotes?**

Yes, the Index has been designated as a reference benchmark to determine whether the Sub-Fund is aligned with the environmental and/or social characteristics that it promotes.

● ***How is the reference benchmark continuously aligned with each of the environmental or social characteristics promoted by the financial product?***

According to applicable regulations to index sponsors (including BMR), index sponsors should define appropriate controls/diligence when defining and/or operating index methodologies of regulated indexes.

● ***How is the alignment of the investment strategy with the methodology of the index ensured on a continuous basis?***

The investment objective of the Sub-Fund is to track both the upward and downward evolution of the Index, while minimising the difference between the return of the Sub-Fund and the return of the Index.

● ***How does the designated index differ from a relevant broad market index?***

MSCI Europe Small Cap ESG Broad CTB Select Index is an equity index based on the MSCI Europe Small Cap Index (the "Parent Index") representative of small-cap securities across developed markets countries in Europe. The Index excludes companies whose products have negative social or environmental impacts, while overweighting companies with a strong MSCI ESG Score.

Additionally, the Index aims to represent the performance of a strategy that reweights securities based upon the opportunities and risks associated with the climate transition to meet the EU Climate Transition Benchmark (EU CTB) regulation minimum requirements.

● ***Where can the methodology used for the calculation of the designated index be found?***

Additional information on the Index can be found at <https://www.msci.com/index-methodology>



**Where can I find more product specific information online?**

Additional information on the Sub-Fund can be found at [www.amundiETF.com](http://www.amundiETF.com).

**Disclaimer**

15/10/2023.

**Pre-contractual disclosure for the financial products referred to in Article 8, paragraphs 1, 2 and 2a, of Regulation (EU) 2019/2088 and Article 6, first paragraph, of Regulation (EU) 2020/852**

**Sustainable investment**

means an investment in an economic activity that contributes to an environmental or social objective, provided that the investment does not significantly harm any environmental or social objective and that the investee companies follow good governance practices.

The **EU Taxonomy** is a classification system laid down in Regulation (EU) 2020/852, establishing a list of **environmentally sustainable economic activities**. That Regulation does not lay down a list of socially sustainable economic activities. Sustainable investments with an environmental objective might be aligned with the Taxonomy or not.



**Sustainability indicators**

measure how the environmental or social characteristics promoted by the financial product are attained.

**Product name:**  
AMUNDI MSCI EUROPE CLIMATE TRANSITION CTB

**Legal entity identifier:**  
2221005CN7A7XZRQ4W36

**Environmental and/or social characteristics**

**Does this financial product have a sustainable investment objective?**

**Yes**    **No**

It will make a minimum of **sustainable investments with an environmental objective: \_\_\_%**

in economic activities that qualify as environmentally sustainable under the EU Taxonomy

in economic activities that do not qualify as environmentally sustainable under the EU Taxonomy

It will make a minimum of **sustainable investments with a social objective: \_\_\_%**

**It promotes Environmental/Social (E/S) characteristics** and while it does not have as its objective a sustainable investment, it will have a minimum proportion of 30% of sustainable investments

with an environmental objective in economic activities that qualify as environmentally sustainable under the EU Taxonomy

with an environmental objective in economic activities that do not qualify as environmentally sustainable under the EU Taxonomy

with a social objective

It promotes E/S characteristics, but **will not make any sustainable investments**

**What environmental and/or social characteristics are promoted by this financial product?**

The Sub-Fund promotes environmental and/or social characteristics through among others, replicating an Index that is meeting the minimum standards for EU Climate Transition Benchmarks (EU CTBs) under Regulation (EU) 2019/2089 amending Regulation (EU) 2016/1011. The law proposes the definitions of minimum standards for the methodology of any 'EU Climate Transition' benchmark indices that would be aligned with the objectives of the Paris Agreement. The Index methodology align with certain criteria such as: -A minimum reduction in Greenhouse Gas (GHG) intensity relative to Parent Index of 30%. - A minimum self-decarbonization rate of GHG emissions intensity in accordance with the trajectory implied by Intergovernmental Panel on Climate Change's (IPCC) most ambitious 1.5°C scenario, equating to at least 7% GHG intensity reduction on average per annum.

**What sustainability indicators are used to measure the attainment of each of the environmental or social characteristics promoted by this financial product?**

The weighted average greenhouse gas (GHG) intensity (the "WACI") is used to measure the attainment of each of the environmental or social characteristics promoted by this financial product.

The WACI is the weighted average of the Index components' greenhouse gas (GHG) emissions (expressed in tCO2) divided by the enterprise value including cash.

The GHG emissions are divided into Scope 1, Scope 2, and Scope 3 emissions.

- Scope 1 emissions: those from sources owned or controlled by the company.
- Scope 2 emissions: those caused by the generation of electricity purchased by the company.
- Scope 3 emissions: include all other indirect emissions that occur in a company's value chain.

More precisely, MSCI Europe Climate Change CTB Select Index (the "Index") aims to reduce its greenhouse gas (GHG) emissions intensity by at least 30% when compared to the Parent Index, and is designed to meet the year on year 7% decarbonisation target. The Index will be constructed as follows:

- The Applicable Universe includes all the existing constituents of the Parent Index (i.e. mid and large-cap equities that equate to 85% of the total capitalization for the geographical area covered by the Parent Index).

- The Initial Universe is constructed by excluding from the Applicable Universe securities based on the following criteria:

1. Unrated companies: companies not rated by MSCI ESG Research for Low Carbon Transition Assessment.
2. Companies involved in Controversial Weapons Businesses as defined by the methodology of the MSCI Ex Controversial Weapons Indexes.

Each remaining company is weighted according to its market capitalization and its Low Carbon Transition (LCT) Combined Score\* and Carbon Emissions Intensity\*, in order to increase the exposure to companies participating in opportunities associated with climate transition and decrease the exposure to companies exposed to risks associated with climate transition.

- The Eligible Universe is constructed from the Initial Universe by excluding securities based on the following criteria:

1. Companies that have faced very severe controversies pertaining to ESG issues,
2. Companies involved in Tobacco, Coal, Thermal coal based power generation.

- The Parent index and the Eligible universe are both broken into two universes: 'High Climate Impact' and 'Low Climate Impact'.

- The Final Universe is constructed from the Eligible Universe by weighting: the 'High Climate Impact' and 'Low Climate Impact' universes according to their respective allocations in the Parent index and the securities based upon their targets and commitments to meet the EU Climate Transition benchmark (EU CTB) minimum requirements. The weight of each security in the Index is capped at 4%.

● ***What are the objectives of the sustainable investments that the financial product partially intends to make and how does the sustainable investment contribute to such objectives?***

The objectives of the sustainable investments are to invest in investee companies that seek to meet two criteria:

- 1) follow best environmental and social practices; and
- 2) avoid making products or providing services that harm the environment and society.

In order for the investee company to be deemed to contribute to the above objective it must be a

"best performer" within its sector of activity on at least one of its material environmental or social factors.

The definition of "best performer" relies on Amundi's proprietary ESG methodology which aims to measure the ESG performance of an investee company. In order to be considered a "best performer", an investee company must perform with the best top three rating (A, B or C, out of a rating scale going from A to G) within its sector on at least one material environmental or social factor. Material environmental and social factors are identified at a sector level. The identification of material factors is based on Amundi ESG analysis framework which combines extra-financial data and qualitative analysis of associated sector and sustainability themes. Factors identified as material result in a contribution of more than 10% to the overall ESG score. For energy sector for example, material factors are: emissions and energy, biodiversity and pollution, health and security, local communities and human rights. For a more complete overview of sectors and factors, please refer to the Amundi ESG Regulatory Statement available at [www.amundi.lu](http://www.amundi.lu)

To contribute to the above objectives, the investee company should not have significant exposure to activities (e.g. tobacco, weapons, gambling, coal, aviation, meat production, fertilizer and pesticide manufacturing, single-use plastic production) not compatible with such criteria.

The sustainable nature of an investment is assessed at investee company level.

By applying the Amundi's above described Sustainable Investment definition to the Index constituents of this passively managed ETF Product, Amundi has determined that this Product has the minimum proportion of sustainable investments stated in page 1 above. However, please note that Amundi Sustainable Investment definition is not implemented at the Index methodology level.

**Principal adverse impacts** are the most significant negative impact of investment decisions on sustainability factors relating to environmental, social and employee matters, respect for human rights, anti-corruption and anti-bribery matters.

● ***How do the sustainable investments that the financial product partially intends to make, not cause significant harm to any environmental or social sustainable investment objective?***

To ensure sustainable investments do no significant harm ('DNSH'), Amundi utilises two filters:

The first DNSH test filter relies on monitoring the mandatory Principal Adverse Impacts indicators in Annex 1, Table 1 of the RTS where robust data is available (e.g. GHG intensity of investee companies) via a combination of indicators (e.g. carbon intensity) and specific thresholds or rules (e.g. that the investee company's carbon intensity does not belong to the last decile of the sector).

Amundi already considers specific Principle Adverse Impacts within its exclusion policy as part of Amundi's Responsible Investment Policy. These exclusions, which apply on the top of the tests detailed above, cover the following topics: exclusions on controversial weapons, Violations of UN Global Compact principles, coal and tobacco.

Beyond the specific sustainability factors covered in the first filter, Amundi has defined a second filter, which does not take the mandatory Principal Adverse Impact indicators above into account, in order to verify that the company does not badly perform from an overall environmental or social standpoint compared to other companies within its sector which corresponds to an environmental or social score superior or equal to E using Amundi's ESG rating.

***How have the indicators for adverse impacts on sustainability factors been taken into account?***

The indicators for adverse impacts have been taken into account as detailed in the first do not significant harm (DNSH) filter above:

The first DNSH filter relies on monitoring of mandatory Principal Adverse Impacts indicators in Annex 1, Table 1 of the RTS where robust data is available via the combination of following indicators and specific thresholds or rules:

- Have a CO2 intensity which does not belong to the last decile compared to other companies within its sector (only applies to high intensity sectors), and
- Have a Board of Directors' diversity which does not belong to the last decile compared to other companies within its sector, and
- Be cleared of any controversy in relation to work conditions and human rights.
- Be cleared of any controversy in relation to biodiversity and pollution

Amundi already considers specific Principle Adverse Impacts within its exclusion policy as part of Amundi's Responsible Investment Policy. These exclusions, which apply on the top of the tests detailed above, cover the following topics: exclusions on controversial weapons, Violations of UN Global Compact principles, coal and tobacco.

*How are the sustainable investments aligned with the OECD Guidelines for Multinational Enterprises and the UN Guiding Principles on Business and Human Rights? Details:*

The OECD Guidelines for Multinational Enterprises and the UN Guiding Principles on Business and Human Rights are integrated into our ESG scoring methodology. Our proprietary ESG rating tool assesses issuers using available data from our data providers. For example the model has a dedicated criteria called "Community Involvement & Human Rights" which is applied to all sectors in addition to other human rights linked criteria including socially responsible supply chains, working conditions, and labor relations. Furthermore, we conduct controversy monitoring on a, at minimum, quarterly basis which includes companies identified for human rights violations. When controversies arise, analysts will evaluate the situation and apply a score to the controversy (using our proprietary scoring methodology) and determine the best course of action. Controversy scores are updated quarterly to track the trend and remediation efforts

*The EU Taxonomy sets out a "do not significantly harm" principle by which Taxonomy-aligned investments should not significantly harm EU Taxonomy objectives and is accompanied by specific EU criteria.*

The "do not significantly harm" principle applies only to those investments underlying the financial product that take into account the EU criteria for environmentally sustainable economic activities. The investments underlying the remaining portion of this financial product do not take into account the EU criteria for environmentally sustainable economic activities.

*Any other sustainable investments must also not significantly harm any environmental or social objectives.*



### **Does this financial product consider principal adverse impacts on sustainability factors?**

**X** Yes, The Sub-Fund considers Principal Adverse Impacts as per Annex 1, Table 1 of the RTS applying to the Sub-Fund's strategy and relies on a combination of exclusion policies (normative and sectorial), engagement and voting approaches.

- Exclusion: Amundi has defined normative, activity-based and sector-based exclusion rules covering some of the key adverse sustainability indicators listed by the Disclosure Regulation.

- Engagement: Engagement is a continuous and purpose driven process aimed at influencing the activities or behavior of investee companies. The aim of engagement activities can fall into two categories : to engage an issuer to improve the way it integrates the environmental and social



dimension, to engage an issuer to improve its impact on environmental, social, and human rights-related or other sustainability matters that are material to society and the global economy.

- Vote: Amundi's voting policy responds to an holistic analysis of all the long-term issues that may influence value creation, including material ESG issues. For more information please refer to Amundi's Voting Policy .

- Controversies monitoring: Amundi has developed a controversy tracking system that relies on three external data providers to systematically track controversies and their level of severity. This quantitative approach is then enriched with an in-depth assessment of each severe controversy, led by ESG analysts and the periodic review of its evolution. This approach applies to all of Amundi's funds.

For any indication on how mandatory Principal Adverse Impact indicators are used, please refer to the Amundi ESG Regulatory Statement available at [www.amundi.lu](http://www.amundi.lu)

No



### The Investment strategy guides

investment decisions based on factors such as investment objectives and risk tolerance.

### Good governance practices

include sound management structures, employee relations, remuneration of staff and tax compliance.

## What investment strategy does this financial product follow?

To track the performance of MSCI Europe Climate Change CTB Select Index ("the Index"), and to minimize the tracking error between the net asset value of the sub-fund and the performance of the Index. The MSCI Europe Climate Change CTB Select Index is an equity index based on the MSCI Europe Index ("Parent Index") representative of the large and mid-cap securities across 15 Developed Markets countries in Europe (as of December 2020). The Index aims to represent the performance of a strategy that reweights securities based upon the opportunities and risks associated with the climate transition to meet the EU Climate Transition Benchmark (EU CTB) label minimum requirements.

### ● **What are the binding elements of the investment strategy used to select the investments to attain each of the environmental or social characteristics promoted by this financial product?**

This is a passively managed ETF. Its investment strategy is to replicate the Index while minimizing the related tracking error.

MSCI Europe Climate Change CTB Select Index (the "Index") aims to reduce its greenhouse gas (GHG) emissions intensity by at least 30% when compared to the Parent Index, and is designed to meet the year on year 7% decarbonisation target. The Index will be constructed as follows:

- The Applicable Universe includes all the existing constituents of the Parent Index (i.e. mid and large-cap equities that equate to 85% of the total capitalization for the geographical area covered by the Parent Index).

- The Initial Universe is constructed by excluding from the Applicable Universe securities based on the following criteria:

1. Unrated companies: companies not rated by MSCI ESG Research for Low Carbon Transition Assessment.
2. Companies involved in Controversial Weapons Businesses as defined by the methodology of the MSCI Ex Controversial Weapons Indexes.

Each remaining company is weighted according to its market capitalization and its Low Carbon Transition (LCT) Combined Score\* and Carbon Emissions Intensity\*, in order to increase the exposure to companies participating in opportunities associated with climate transition and decrease the

exposure to companies exposed to risks associated with climate transition.

- The Eligible Universe is constructed from the Initial Universe by excluding securities based on the following criteria:

1. Companies that have faced very severe controversies pertaining to ESG issues,

2. Companies involved in Tobacco, Coal, Thermal coal based power generation.

- The Parent index and the Eligible universe are both broken into two universes: 'High Climate Impact' and 'Low Climate Impact'.

- The Final Universe is constructed from the Eligible Universe by weighting: the 'High Climate Impact' and 'Low Climate Impact' universes according to their respective allocations in the Parent index and the securities based upon their targets and commitments to meet the EU Climate Transition benchmark (EU CTB) minimum requirements. The weight of each security in the Index is capped at 4%.

The Product strategy is also relying on systematic exclusions policies (normative and sectorial) as further described in Amundi Responsible Investment policy.

● ***What is the committed minimum rate to reduce the scope of the investments considered prior to the application of that investment strategy?***

There is no committed minimum rate to reduce the scope of the investments considered prior to the application of that investment strategy.

● ***What is the policy to assess good governance practices of the investee companies?***

We rely on Amundi ESG scoring methodology. Amundi's ESG scoring is based on a proprietary ESG analysis framework, which accounts for 38 general and sector-specific criteria, including governance criteria. In the Governance dimension, we assess an issuer's ability to ensure an effective corporate governance framework that guarantees it will meet its long-term objectives (e.g. guaranteeing the issuer's value over the long term) The governance sub-criteria considered are: board structure, audit and control, remuneration, shareholders' rights, ethics, tax practices and ESG strategy

Amundi ESG Rating scale contains seven grades, ranging from A to G, where A is the best and G the worst rating. G-rated companies are excluded from our investment universe.



**Asset allocation** describes the share of investments in specific assets.

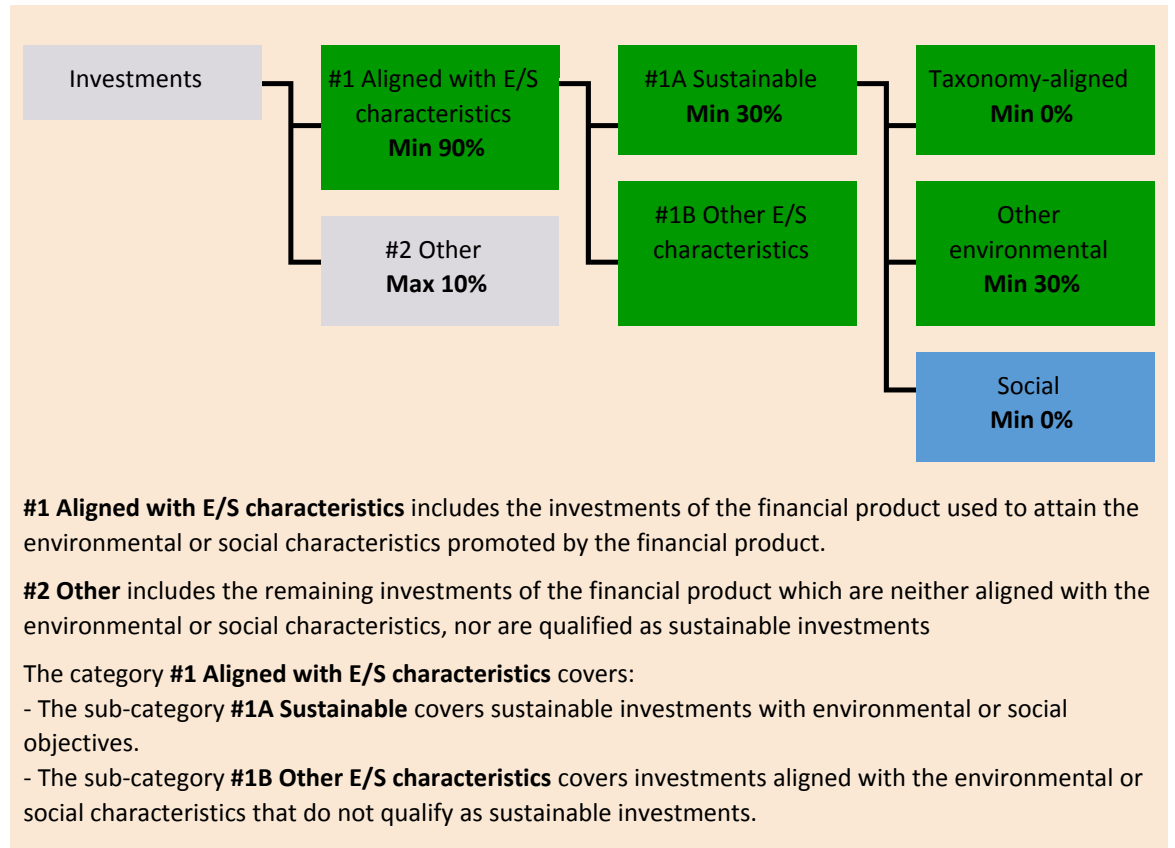
Taxonomy-aligned activities are expressed as a share of:

- **turnover** reflecting the share of revenue from green activities of investee companies
- **capital expenditure (CapEx)** showing the green investments made by investee companies, e.g. for a transition to a green economy.
- **operational expenditure (OpEx)** reflecting green operational activities of investee companies.

## What is the asset allocation planned for this financial product?

At least 90% of the Sub-Fund's securities and instruments will meet the promoted environmental or social characteristics in accordance with the binding elements of the Index methodology. Furthermore, the Sub-Fund commits to have a minimum of 30% of sustainable investments as per the below chart. Investments aligned with other E/S characteristics (#1B) will represent the difference between the actual proportion of investments aligned with environmental or social characteristics (#1) and the actual proportion of sustainable investments (#1A).

The planned proportion of other environmental investment represents a minimum of 30% (i) and may change as the actual proportions of Taxonomy-aligned and/or Social investments increase.



## ● How does the use of derivatives attain the environmental or social characteristics promoted by the financial product?

Derivatives are not used to attain the environmental and social characteristics promoted by the Sub-Fund.

**Enabling activities** directly enable other activities to make a substantial contribution to an environmental objective.

**Transitional activities** are activities for which low-carbon alternatives are not yet available and among others have greenhouse gas emission levels corresponding to the best performance.



**To what minimum extent are sustainable investments with an environmental objective aligned with the EU Taxonomy?**

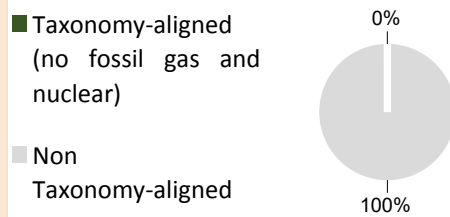
The sub-fund currently has no minimum commitment to sustainable investments with an environmental objective aligned with the EU Taxonomy. The Sub-Fund does not commit to make taxonomy-compliant investments in fossil gas and/or nuclear energy as illustrated below. Nevertheless, as part of the investment strategy, it may invest in companies that are also active in these industries. Such investments may or may not be taxonomy aligned.

**Does the financial product invest in fossil gas and/or nuclear energy related activities that comply with the EU Taxonomy ?**


- Yes :
  - In fossil gas
  - In nuclear energy
- No

*The two graphs below show in green the minimum percentage of investments that are aligned with the EU Taxonomy. As there is no appropriate methodology to determine the Taxonomy-alignment of sovereign bonds\*, the first graph shows the Taxonomy alignment in relation to all the investments of the financial product including sovereign bonds, while the second graph shows the Taxonomy alignment only in relation to the investments of the financial product other than sovereign bonds.*

**1. Taxonomy-alignment of investments including sovereign bonds\***



**2. Taxonomy-alignment of investments excluding sovereign bonds\***



This graph represents 100% of the total investments.\*\*

\* For the purpose of these graphs, 'sovereigns bonds' consist of all sovereign exposures

\*\* This percentage is purely indicative and may vary.

**What is the minimum share of investments in transitional and enabling activities?**

The funds has no minimum proportion of investment in transitional or enabling activities.



are sustainable investments with an environmental objective that **do not take into account the criteria** for environmentally sustainable economic activities under the EU Taxonomy.



**What is the minimum share of sustainable investments with an environmental objective that are not aligned with the EU Taxonomy?**

The Sub-Fund will have a minimum commitment of 30% of Sustainable Investments with an environmental objective as indicated in this Annex with no commitment on their alignment with the EU Taxonomy.



**What is the minimum share of socially sustainable investments?**

The Sub-Fund has no minimum share of socially sustainable investments.



**What investments are included under “#2 Other”, what is their purpose and are there any minimum environmental or social safeguards?**

Included in "#2 Other" are cash and instruments for the purpose of liquidity and portfolio risk management. It may also include ESG unrated securities for which data needed for the measurement of attainment of environmental or social characteristics is not available.



**Reference benchmarks** are indexes to measure whether the financial products attain the environmental or social characteristics that they promote.

**Is a specific index designated as a reference benchmark to determine whether this financial product is aligned with the environmental and/or social characteristics that it promotes?**

Yes, the Index has been designated as a reference benchmark to determine whether the Sub-Fund is aligned with the environmental and/or social characteristics that it promotes.

● **How is the reference benchmark continuously aligned with each of the environmental or social characteristics promoted by the financial product?**

According to applicable regulations to index sponsors (including BMR), index sponsors should define appropriate controls/diligence when defining and/or operating index methodologies of regulated indexes.

● **How is the alignment of the investment strategy with the methodology of the index ensured on a continuous basis?**

The investment objective of the Sub-Fund is to track both the upward and downward evolution of the Index, while minimising the difference between the return of the Sub-Fund and the return of the Index.

● **How does the designated index differ from a relevant broad market index?**

The MSCI Europe Climate Change CTB Select Index is an equity index based on the MSCI Europe Index ("Parent Index") representative of the large and mid-cap securities across 15 Developed Markets countries in Europe (as of December 2020). The Index aims to represent the performance of a strategy that reweights securities based upon the opportunities and risks associated with the climate transition to meet the EU Climate Transition Benchmark (EU CTB) label minimum requirements.

● **Where can the methodology used for the calculation of the designated index be found?**

Additional information on the Index can be found at <https://www.msci.com/index-methodology>



**Where can I find more product specific information online?**

Additional information on the Sub-Fund can be found at [www.amundiETF.com](http://www.amundiETF.com).

**Disclaimer**

15/10/2023.

**Pre-contractual disclosure for the financial products referred to in Article 8, paragraphs 1, 2 and 2a, of Regulation (EU) 2019/2088 and Article 6, first paragraph, of Regulation (EU) 2020/852**

**Sustainable investment**

means an investment in an economic activity that contributes to an environmental or social objective, provided that the investment does not significantly harm any environmental or social objective and that the investee companies follow good governance practices.

The **EU Taxonomy** is a classification system laid down in Regulation (EU) 2020/852, establishing a list of **environmentally sustainable economic activities**. That Regulation does not lay down a list of socially sustainable economic activities. Sustainable investments with an environmental objective might be aligned with the Taxonomy or not.



**Sustainability**

**indicators** measure how the environmental or social characteristics promoted by the financial product are attained.

**Product name:**  
AMUNDI MSCI USA ESG UNIVERSAL SELECT

**Legal entity identifier:**  
213800XY19W8I3CI2K64

**Environmental and/or social characteristics**

**Does this financial product have a sustainable investment objective?**

**Yes**    **No**

- |  |  |
|--|--|
| <p><input type="checkbox"/> It will make a minimum of <b>sustainable investments with an environmental objective: ___%</b></p> <p><input type="checkbox"/> in economic activities that qualify as environmentally sustainable under the EU Taxonomy</p> <p><input type="checkbox"/> in economic activities that do not qualify as environmentally sustainable under the EU Taxonomy</p> <p><input type="checkbox"/> It will make a minimum of <b>sustainable investments with a social objective: ___%</b></p> | <p><input checked="" type="checkbox"/> It <b>promotes Environmental/Social (E/S) characteristics</b> and while it does not have as its objective a sustainable investment, it will have a minimum proportion of 15% of sustainable investments</p> <p><input type="checkbox"/> with an environmental objective in economic activities that qualify as environmentally sustainable under the EU Taxonomy</p> <p><input checked="" type="checkbox"/> with an environmental objective in economic activities that do not qualify as environmentally sustainable under the EU Taxonomy</p> <p><input type="checkbox"/> with a social objective</p> <p><input type="checkbox"/> It promotes E/S characteristics, but <b>will not make any sustainable investments</b></p> |
|--|--|

**What environmental and/or social characteristics are promoted by this financial product?**

The Sub-Fund promotes environmental and/or social characteristics through among others, replicating an Index integrating an environmental, social and governance ("ESG") rating.

The Index methodology is constructed using a tilted approach:

- the weight of best ranked companies based on their ESG rating will be overall positively tilted.
- the weight of worst ranked companies based on their ESG rating will be overall negatively tilted.

**What sustainability indicators are used to measure the attainment of each of the environmental or social characteristics promoted by this financial product?**

The MSCI ESG Rating is used to measure the attainment of each of the environmental and or social characteristic promoted by this financial product.

MSCI ESG Rating methodology uses a rules-based methodology designed to measure a company's resilience to long-term, industry material ESG risks. It is based on extra-financial ESG key issues that focus on the intersection between a company's core business and the industry-specific issues that may create significant risks and opportunities for the company. The ESG key issues are weighted according to impact and time horizon of the risk or opportunity. The ESG key issues include for instance, but are not limited to, water stress, carbon emissions, labor management or business ethics.

More detailed on MSCI ESG Rating can be found on the following link:

<https://www.msci.com/documents/1296102/21901542/ESG-Ratings-Methodology-Exec-Summary.pdf>

More details on MSCI ESG Controversy score can be found on the following link:

<https://www.msci.com/documents/1296102/14524248/MSCI+ESG+Research+Controversies+Executive+Summary+Methodology+-+July+2020.pdf/b0a2bb88-2360-1728-b70e-2f0a889b6bd4>

More precisely, MSCI USA ESG UNIVERSAL SELECT Index ("the Index") is defined by excluding securities from the Parent Index universe based on the following criteria:

1. Unrated companies: companies, which have not been assessed or rated by MSCI on the basis of their ESG credentials
2. Companies that, according to the methodology, have faced very severe controversies pertaining to ESG issues over the last three years
3. Companies involved in Controversial Weapons Businesses as defined by the methodology of the MSCI Ex-Controversial Weapons Indexes
4. Companies involved in thermal coal or tobacco production. Each company in the eligible universe is assigned a Combined ESG Score, which is calculated using:

(i) the MSCI security's current ESG rating score and,

(ii) the ESG rating Trend score defined as the change in the security's ESG rating over time.

This combined ESG score is then applied to re-weight the eligible securities in the Index.

● ***What are the objectives of the sustainable investments that the financial product partially intends to make and how does the sustainable investment contribute to such objectives?***

The objectives of the sustainable investments are to invest in investee companies that seek to meet two criteria:

- 1) follow best environmental and social practices; and
- 2) avoid making products or providing services that harm the environment and society.

In order for the investee company to be deemed to contribute to the above objective it must be a "best performer" within its sector of activity on at least one of its material environmental or social factors.

The definition of "best performer" relies on Amundi's proprietary ESG methodology which aims to measure the ESG performance of an investee company. In order to be considered a "best performer", an investee company must perform with the best top three rating (A, B or C, out of a rating scale going from A to G) within its sector on at least one material environmental or social factor. Material environmental and social factors are identified at a sector level. The identification of material factors is based on Amundi ESG analysis framework which combines extra-financial data and qualitative analysis of associated sector and sustainability themes. Factors identified as material result in a contribution of more than 10% to the overall ESG score. For energy sector for example, material factors are: emissions and energy, biodiversity and pollution, health and security, local communities and human rights. For a more complete overview of sectors and factors, please refer to the Amundi ESG Regulatory Statement available at [www.amundi.lu](http://www.amundi.lu)



To contribute to the above objectives, the investee company should not have significant exposure to activities (e.g. tobacco, weapons, gambling, coal, aviation, meat production, fertilizer and pesticide manufacturing, single-use plastic production) not compatible with such criteria.

The sustainable nature of an investment is assessed at investee company level.

By applying the Amundi's above described Sustainable Investment definition to the Index constituents of this passively managed ETF Product, Amundi has determined that this Product has the minimum proportion of sustainable investments stated in page 1 above. However, please note that Amundi Sustainable Investment definition is not implemented at the Index methodology level.

**Principal adverse impacts** are the most significant negative impact of investment decisions on sustainability factors relating to environmental, social and employee matters, respect for human rights, anti-corruption and anti-bribery matters.

● ***How do the sustainable investments that the financial product partially intends to make, not cause significant harm to any environmental or social sustainable investment objective?***

To ensure sustainable investments do no significant harm ('DNSH'), Amundi utilises two filters:

The first DNSH test filter relies on monitoring the mandatory Principal Adverse Impacts indicators in Annex 1, Table 1 of the RTS where robust data is available (e.g. GHG intensity of investee companies) via a combination of indicators (e.g. carbon intensity) and specific thresholds or rules (e.g. that the investee company's carbon intensity does not belong to the last decile of the sector).

Amundi already considers specific Principle Adverse Impacts within its exclusion policy as part of Amundi's Responsible Investment Policy. These exclusions, which apply on the top of the tests detailed above, cover the following topics: exclusions on controversial weapons, Violations of UN Global Compact principles, coal and tobacco.

Beyond the specific sustainability factors covered in the first filter, Amundi has defined a second filter, which does not take the mandatory Principal Adverse Impact indicators above into account, in order to verify that the company does not badly perform from an overall environmental or social standpoint compared to other companies within its sector which corresponds to an environmental or social score superior or equal to E using Amundi's ESG rating.

*How have the indicators for adverse impacts on sustainability factors been taken into account?*

The indicators for adverse impacts have been taken into account as detailed in the first do not significant harm (DNSH) filter above:

The first DNSH filter relies on monitoring of mandatory Principal Adverse Impacts indicators in Annex 1, Table 1 of the RTS where robust data is available via the combination of following indicators and specific thresholds or rules:

- Have a CO2 intensity which does not belong to the last decile compared to other companies within its sector (only applies to high intensity sectors), and
- Have a Board of Directors' diversity which does not belong to the last decile compared to other companies within its sector, and
- Be cleared of any controversy in relation to work conditions and human rights.
- Be cleared of any controversy in relation to biodiversity and pollution

Amundi already considers specific Principle Adverse Impacts within its exclusion policy as part of Amundi's Responsible Investment Policy. These exclusions, which apply on the top of the tests detailed above, cover the following topics: exclusions on controversial weapons, Violations of UN Global Compact principles, coal and tobacco.

*How are the sustainable investments aligned with the OECD Guidelines for Multinational Enterprises and the UN Guiding Principles on Business and Human Rights? Details:*

The OECD Guidelines for Multinational Enterprises and the UN Guiding Principles on Business and Human Rights are integrated into our ESG scoring methodology. Our proprietary ESG rating tool assesses issuers using available data from our data providers. For example the model has a dedicated criteria called "Community Involvement & Human Rights" which is applied to all sectors in addition to other human rights linked criteria including socially responsible supply chains, working conditions, and labor relations. Furthermore, we conduct controversy monitoring on a, at minimum, quarterly basis which includes companies identified for human rights violations. When controversies arise, analysts will evaluate the situation and apply a score to the controversy (using our proprietary scoring methodology) and determine the best course of action. Controversy scores are updated quarterly to track the trend and remediation efforts

*The EU Taxonomy sets out a "do not significantly harm" principle by which Taxonomy-aligned investments should not significantly harm EU Taxonomy objectives and is accompanied by specific EU criteria.*

The "do not significantly harm" principle applies only to those investments underlying the financial product that take into account the EU criteria for environmentally sustainable economic activities. The investments underlying the remaining portion of this financial product do not take into account the EU criteria for environmentally sustainable economic activities.

*Any other sustainable investments must also not significantly harm any environmental or social objectives.*



**Does this financial product consider principal adverse impacts on sustainability factors?**

**X** Yes, The Sub-Fund considers Principal Adverse Impacts as per Annex 1, Table 1 of the RTS applying to the Sub-Fund's strategy and relies on a combination of exclusion policies (normative and sectorial), engagement and voting approaches.

- Exclusion: Amundi has defined normative, activity-based and sector-based exclusion rules covering some of the key adverse sustainability indicators listed by the Disclosure Regulation.

- Engagement: Engagement is a continuous and purpose driven process aimed at influencing the activities or behavior of investee companies. The aim of engagement activities can fall into two categories : to engage an issuer to improve the way it integrates the environmental and social dimension, to engage an issuer to improve its impact on environmental, social, and human rights-related or other sustainability matters that are material to society and the global economy.

- Vote: Amundi's voting policy responds to an holistic analysis of all the long-term issues that may influence value creation, including material ESG issues. For more information please refer to Amundi's Voting Policy .

- Controversies monitoring: Amundi has developed a controversy tracking system that relies on three external data providers to systematically track controversies and their level of severity. This quantitative approach is then enriched with an in-depth assessment of each severe controversy, led by ESG analysts and the periodic review of its evolution. This approach applies to all of Amundi's funds.

For any indication on how mandatory Principal Adverse Impact indicators are used, please refer to the Amundi ESG Regulatory Statement available at [www.amundi.lu](http://www.amundi.lu)

No



**The Investment strategy** guides investment decisions based on factors such as investment objectives and risk tolerance.

**Good governance** practices include sound management structures, employee relations, remuneration of staff and tax compliance.

### What investment strategy does this financial product follow?

To track the performance of MSCI USA ESG UNIVERSAL SELECT Index ("the Index"), and to minimize the tracking error between the net asset value of the sub-fund and the performance of the Index.

MSCI USA ESG UNIVERSAL SELECT is an equity index based on the MSCI USA Index ("Parent Index"), representative of the large and mid- cap securities of the US market.

The index aims to represent the performance of a strategy that increase the exposure compared to the Parent Index to companies with both a robust ESG profile as well as a positive trend in improving that ESG profile.

The methodology aims at adjusting the constituents' free-float market capitalisation weights based upon certain environmental, social and governance ("ESG") metrics.

● **What are the binding elements of the investment strategy used to select the investments to attain each of the environmental or social characteristics promoted by this financial product?**

This is a passively managed ETF. Its investment strategy is to replicate the Index while minimizing the related tracking error.

MSCI USA ESG UNIVERSAL SELECT Index ("the Index") is defined by excluding securities from the Parent Index universe based on the following criteria:

1. Unrated companies: companies, which have not been assessed or rated by MSCI on the basis of their ESG credentials
2. Companies that, according to the methodology, have faced very severe controversies pertaining to ESG issues over the last three years
3. Companies involved in Controversial Weapons Businesses as defined by the methodology of the MSCI Ex-Controversial Weapons Indexes
4. Companies involved in thermal coal or tobacco production. Each company in the eligible universe is assigned a Combined ESG Score, which is calculated using:
  - (i) the MSCI security's current ESG rating score and,
  - (ii) the ESG rating Trend score defined as the change in the security's ESG rating over time.

This combined ESG score is then applied to re-weight the eligible securities in the Index.

The Product strategy is also relying on systematic exclusions policies (normative and sectorials) as further described in Amundi Responsible Investment policy.

● **What is the committed minimum rate to reduce the scope of the investments considered prior to the application of that investment strategy?**

There is no committed minimum rate to reduce the scope of the investments considered prior to the application of that investment strategy.

● **What is the policy to assess good governance practices of the investee companies?**

We rely on Amundi ESG scoring methodology. Amundi's ESG scoring is based on a proprietary ESG analysis framework, which accounts for 38 general and sector-specific criteria, including governance criteria. In the Governance dimension, we assess an issuer's ability to ensure an effective corporate governance framework that guarantees it will meet its long-term objectives (e.g. guaranteeing the issuer's value over the long term) The governance sub-criteria considered are: board structure, audit and control, remuneration, shareholders' rights, ethics, tax practices and ESG strategy

Amundi ESG Rating scale contains seven grades, ranging from A to G, where A is the best and G the worst rating. G-rated companies are excluded from our investment universe.



**Asset allocation** describes the share of investments in specific assets.

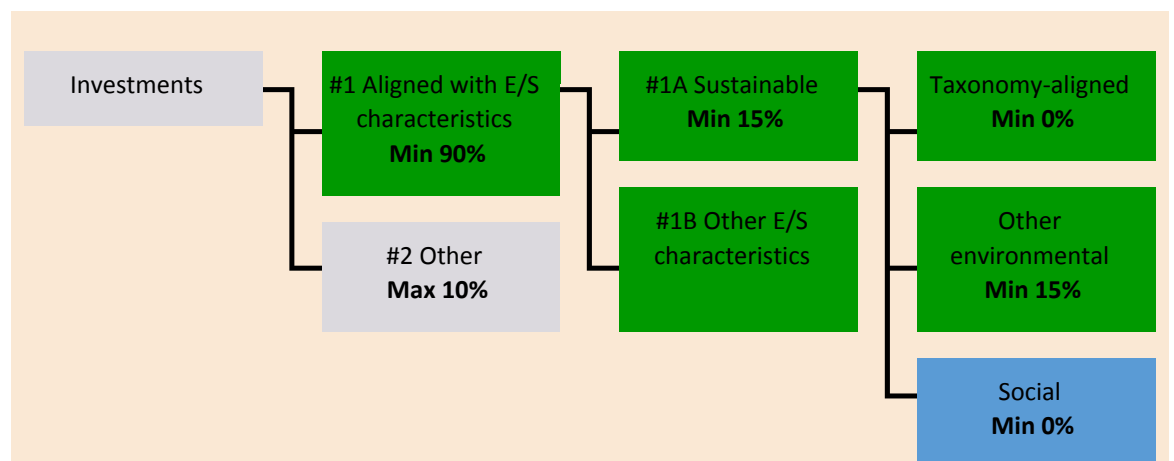
Taxonomy-aligned activities are expressed as a share of:

- **turnover** reflecting the share of revenue from green activities of investee companies
- **capital expenditure (CapEx)** showing the green investments made by investee companies, e.g. for a transition to a green economy.
- **operational expenditure (OpEx)** reflecting green operational activities of investee companies.

### What is the asset allocation planned for this financial product?

At least 90% of the Sub-Fund's securities and instruments will meet the promoted environmental or social characteristics in accordance with the binding elements of the Index methodology. Furthermore, the Sub-Fund commits to have a minimum of 15% of sustainable investments as per the below chart. Investments aligned with other E/S characteristics (#1B) will represent the difference between the actual proportion of investments aligned with environmental or social characteristics (#1) and the actual proportion of sustainable investments (#1A).

The planned proportion of other environmental investment represents a minimum of 15% (i) and may change as the actual proportions of Taxonomy-aligned and/or Social investments increase.



**#1 Aligned with E/S characteristics** includes the investments of the financial product used to attain the environmental or social characteristics promoted by the financial product.

**#2 Other** includes the remaining investments of the financial product which are neither aligned with the environmental or social characteristics, nor are qualified as sustainable investments

The category **#1 Aligned with E/S characteristics** covers:

- The sub-category **#1A Sustainable** covers sustainable investments with environmental or social objectives.
- The sub-category **#1B Other E/S characteristics** covers investments aligned with the environmental or social characteristics that do not qualify as sustainable investments.

### ● How does the use of derivatives attain the environmental or social characteristics promoted by the financial product?

Derivatives are not used to attain the environmental and social characteristics promoted by the Sub-Fund.

### Enabling activities

directly enable other activities to make a substantial contribution to an environmental objective.

### Transitional activities

are activities for which low-carbon alternatives are not yet available and among others have greenhouse gas emission levels corresponding to the best performance.



## To what minimum extent are sustainable investments with an environmental objective aligned with the EU Taxonomy?

The sub-fund currently has no minimum commitment to sustainable investments with an environmental objective aligned with the EU Taxonomy. The Sub-Fund does not commit to make taxonomy-compliant investments in fossil gas and/or nuclear energy as illustrated below. Nevertheless, as part of the investment strategy, it may invest in companies that are also active in these industries. Such investments may or may not be taxonomy aligned.

### Does the financial product invest in fossil gas and/or nuclear energy related activities that comply with the EU Taxonomy ?

Yes :

In fossil gas

In nuclear energy

No

The two graphs below show in green the minimum percentage of investments that are aligned with the EU Taxonomy. As there is no appropriate methodology to determine the Taxonomy-alignment of sovereign bonds\*, the first graph shows the Taxonomy alignment in relation to all the investments of the financial product including sovereign bonds, while the second graph shows the Taxonomy alignment only in relation to the investments of the financial product other than sovereign bonds.

#### 1. Taxonomy-alignment of investments including sovereign bonds\*

Taxonomy-aligned (no fossil gas and nuclear)

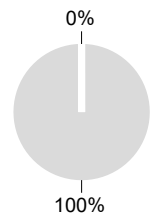
Non Taxonomy-aligned



#### 2. Taxonomy-alignment of investments excluding sovereign bonds\*

Taxonomy-aligned (no fossil gas and nuclear)

Non Taxonomy-aligned



This graph represents 100% of the total investments.\*\*

\* For the purpose of these graphs, 'sovereigns bonds' consist of all sovereign exposures

\*\* This percentage is purely indicative and may vary.

### What is the minimum share of investments in transitional and enabling activities?

The funds has no minimum proportion of investment in transitional or enabling activities.



are sustainable investments with an environmental objective that **do not take into account the criteria** for environmentally sustainable economic activities under the EU Taxonomy.



**What is the minimum share of sustainable investments with an environmental objective that are not aligned with the EU Taxonomy?**

The Sub-Fund will have a minimum commitment of 15% of Sustainable Investments with an environmental objective as indicated in this Annex with no commitment on their alignment with the EU Taxonomy.



**What is the minimum share of socially sustainable investments?**

The Sub-Fund has no minimum share of socially sustainable investments.



**What investments are included under “#2 Other”, what is their purpose and are there any minimum environmental or social safeguards?**

Included in "#2 Other" are cash and instruments for the purpose of liquidity and portfolio risk management. It may also include ESG unrated securities for which data needed for the measurement of attainment of environmental or social characteristics is not available.



**Reference benchmarks** are indexes to measure whether the financial products attain the environmental or social characteristics that they promote.

**Is a specific index designated as a reference benchmark to determine whether this financial product is aligned with the environmental and/or social characteristics that it promotes?**

Yes, the Index has been designated as a reference benchmark to determine whether the Sub-Fund is aligned with the environmental and/or social characteristics that it promotes.

● **How is the reference benchmark continuously aligned with each of the environmental or social characteristics promoted by the financial product?**

According to applicable regulations to index sponsors (including BMR), index sponsors should define appropriate controls/diligence when defining and/or operating index methodologies of regulated indexes.

● **How is the alignment of the investment strategy with the methodology of the index ensured on a continuous basis?**

The investment objective of the Sub-Fund is to track both the upward and downward evolution of the Index, while minimising the difference between the return of the Sub-Fund and the return of the Index.

● **How does the designated index differ from a relevant broad market index?**

MSCI USA ESG UNIVERSAL SELECT is an equity index based on the MSCI USA Index ("Parent Index"), representative of the large and mid- cap securities of the US market.

The index aims to represent the performance of a strategy that increase the exposure compared to the Parent Index to companies with both a robust ESG profile as well as a positive trend in improving that ESG profile.

The methodology aims at adjusting the constituents' free-float market capitalisation weights based upon certain environmental, social and governance ("ESG") metrics.

● **Where can the methodology used for the calculation of the designated index be found?**

Additional information on the Index can be found at <https://www.msci.com/index-methodology>



**Where can I find more product specific information online?**

Additional information on the Sub-Fund can be found at [www.amundi-etf.com](http://www.amundi-etf.com).

**Disclaimer**

15/10/2023.

**Pre-contractual disclosure for the financial products referred to in Article 8, paragraphs 1, 2 and 2a, of Regulation (EU) 2019/2088 and Article 6, first paragraph, of Regulation (EU) 2020/852**

**Sustainable investment**

means an investment in an economic activity that contributes to an environmental or social objective, provided that the investment does not significantly harm any environmental or social objective and that the investee companies follow good governance practices.

The **EU Taxonomy** is a classification system laid down in Regulation (EU) 2020/852, establishing a list of **environmentally sustainable economic activities**. That Regulation does not lay down a list of socially sustainable economic activities. Sustainable investments with an environmental objective might be aligned with the Taxonomy or not.



**Sustainability**

**indicators** measure how the environmental or social characteristics promoted by the financial product are attained.

**Product name:**  
AMUNDI US AGG SRI

**Legal entity identifier:**  
213800MEFG6O5JHBKE31

**Environmental and/or social characteristics**

**Does this financial product have a sustainable investment objective?**

**Yes**    **No**

<input type="checkbox"/> It will make a minimum of <b>sustainable investments with an environmental objective: ___%</b>	<input checked="" type="checkbox"/> It <b>promotes Environmental/Social (E/S) characteristics</b> and while it does not have as its objective a sustainable investment, it will have a minimum proportion of 1% of sustainable investments
<input type="checkbox"/> in economic activities that qualify as environmentally sustainable under the EU Taxonomy	<input type="checkbox"/> with an environmental objective in economic activities that qualify as environmentally sustainable under the EU Taxonomy
<input type="checkbox"/> in economic activities that do not qualify as environmentally sustainable under the EU Taxonomy	<input checked="" type="checkbox"/> with an environmental objective in economic activities that do not qualify as environmentally sustainable under the EU Taxonomy
<input type="checkbox"/> It will make a minimum of <b>sustainable investments with a social objective: ___%</b>	<input type="checkbox"/> with a social objective
<input type="checkbox"/> It promotes a minimum of <b>sustainable investments with a social objective: ___%</b>	<input type="checkbox"/> It promotes E/S characteristics, but <b>will not make any sustainable investments</b>

**What environmental and/or social characteristics are promoted by this financial product?**

The Sub-Fund promotes environmental and/or social characteristics through among others, replicating an Index integrating an environmental, social and governance ("ESG") rating.

The Index methodology is constructed using a "Best-in-class approach": best ranked companies are selected to construct the Index.

"Best-in-class" is an approach where leading or best-performing investments are selected within a universe, industry sector or class. Using such Best-in-class approach, the Index follows an extra-financial approach significantly engaging that permits the reduction by at least 20% of the initial investment universe (expressed in number of issuers).

**What sustainability indicators are used to measure the attainment of each of the environmental or social characteristics promoted by this financial product?**

The MSCI ESG Rating is used to measure the attainment of each of the environmental and or social characteristic promoted by this financial product.

MSCI ESG Rating methodology uses a rules-based methodology designed to measure a company's resilience to long-term, industry material ESG risks. It is based on extra-financial ESG key issues that



focus on the intersection between a company's core business and the industry-specific issues that may create significant risks and opportunities for the company. The ESG key issues are weighted according to impact and time horizon of the risk or opportunity. The ESG key issues include for instance, but are not limited to, water stress, carbon emissions, labor management or business ethics.

More detailed on MSCI ESG Rating can be found on the following link:

<https://www.msci.com/documents/1296102/21901542/ESG-Ratings-Methodology-Exec-Summary.pdf>

More details on MSCI ESG Controversy score can be found on the following link:

<https://www.msci.com/documents/1296102/14524248/MSCI+ESG+Research+Controversies+Executive+Summary+Methodology+July+2020.pdf/b0a2bb88-2360-1728-b70e-2f0a889b6bd4>

More precisely, Bloomberg MSCI US Aggregate ex Securitized Sustainable SRI Sector Neutral Index includes Treasury, Government-Related, and Corporate senior and subordinated bonds with at least one year until final maturity, regardless of optionality. In addition, principal and interest must be denominated in USD with USD500mn minimum par amount outstanding. Then, the following filters are applied:

1. Securities composing the Index must have an MSCI ESG rating of BBB or higher to be eligible and unrated issuers from sectors with ratings are excluded. MSCI ESG Ratings are generally updated annually, but may be reviewed more frequently as needed

2. Companies involved in business lines/activities\*: such as Alcohol, Tobacco, Gambling, Adult Entertainment, Genetically Modified organisms (GMO), Nuclear Power, Conventional and Controversial Weapons, Civilian Firearms, Thermal Coal or Fossil Fuels, as per the standard Bloomberg MSCI SRI screen, are excluded.

3. Issuer with a "Red" MSCI ESG Controversies score (equal to 0), which measures an Issuer's involvement in major ESG controversies and how well they adhere to international norms and principles are excluded. \* For more information on the business lines/activities and the screen, please refer to the Index methodology available on bloombergindices.com

\* For more information on the business lines/activities and the screen, please refer to the Index methodology available on bloombergindices.com

● ***What are the objectives of the sustainable investments that the financial product partially intends to make and how does the sustainable investment contribute to such objectives?***

The objectives of the sustainable investments are to invest in investee companies that seek to meet two criteria:

1) follow best environmental and social practices; and

2) avoid making products or providing services that harm the environment and society.

In order for the investee company to be deemed to contribute to the above objective it must be a "best performer" within its sector of activity on at least one of its material environmental or social factors.

The definition of "best performer" relies on Amundi's proprietary ESG methodology which aims to measure the ESG performance of an investee company. In order to be considered a "best performer", an investee company must perform with the best top three rating (A, B or C, out of a rating scale going from A to G) within its sector on at least one material environmental or social factor. Material environmental and social factors are identified at a sector level. The identification of material factors is based on Amundi ESG analysis framework which combines extra-financial data and qualitative analysis of associated sector and sustainability themes. Factors identified as material result in a contribution of more than 10% to the overall ESG score. For energy sector for example, material

factors are: emissions and energy, biodiversity and pollution, health and security, local communities and human rights. For a more complete overview of sectors and factors, please refer to the Amundi ESG Regulatory Statement available at [www.amundi.lu](http://www.amundi.lu)

To contribute to the above objectives, the investee company should not have significant exposure to activities (e.g. tobacco, weapons, gambling, coal, aviation, meat production, fertilizer and pesticide manufacturing, single-use plastic production) not compatible with such criteria.

The sustainable nature of an investment is assessed at investee company level.

By applying the Amundi's above described Sustainable Investment definition to the Index constituents of this passively managed ETF Product, Amundi has determined that this Product has the minimum proportion of sustainable investments stated in page 1 above. However, please note that Amundi Sustainable Investment definition is not implemented at the Index methodology level.

**Principal adverse impacts** are the most significant negative impact of investment decisions on sustainability factors relating to environmental, social and employee matters, respect for human rights, anti-corruption and anti-bribery matters.

● ***How do the sustainable investments that the financial product partially intends to make, not cause significant harm to any environmental or social sustainable investment objective?***

To ensure sustainable investments do no significant harm (DNSH'), Amundi utilises two filters:

The first DNSH test filter relies on monitoring the mandatory Principal Adverse Impacts indicators in Annex 1, Table 1 of the RTS where robust data is available (e.g. GHG intensity of investee companies) via a combination of indicators (e.g. carbon intensity) and specific thresholds or rules (e.g. that the investee company's carbon intensity does not belong to the last decile of the sector).

Amundi already considers specific Principle Adverse Impacts within its exclusion policy as part of Amundi's Responsible Investment Policy. These exclusions, which apply on the top of the tests detailed above, cover the following topics: exclusions on controversial weapons, Violations of UN Global Compact principles, coal and tobacco.

Beyond the specific sustainability factors covered in the first filter, Amundi has defined a second filter, which does not take the mandatory Principal Adverse Impact indicators above into account, in order to verify that the company does not badly perform from an overall environmental or social standpoint compared to other companies within its sector which corresponds to an environmental or social score superior or equal to E using Amundi's ESG rating.

***How have the indicators for adverse impacts on sustainability factors been taken into account?***

The indicators for adverse impacts have been taken into account as detailed in the first do not significant harm (DNSH) filter above:

The first DNSH filter relies on monitoring of mandatory Principal Adverse Impacts indicators in Annex 1, Table 1 of the RTS where robust data is available via the combination of following indicators and specific thresholds or rules:

- Have a CO2 intensity which does not belong to the last decile compared to other companies within its sector (only applies to high intensity sectors), and
- Have a Board of Directors' diversity which does not belong to the last decile compared to other companies within its sector, and
- Be cleared of any controversy in relation to work conditions and human rights.
- Be cleared of any controversy in relation to biodiversity and pollution

Amundi already considers specific Principle Adverse Impacts within its exclusion policy as part of

Amundi's Responsible Investment Policy. These exclusions, which apply on the top of the tests detailed above, cover the following topics: exclusions on controversial weapons, Violations of UN Global Compact principles, coal and tobacco.

*How are the sustainable investments aligned with the OECD Guidelines for Multinational Enterprises and the UN Guiding Principles on Business and Human Rights? Details:*

The OECD Guidelines for Multinational Enterprises and the UN Guiding Principles on Business and Human Rights are integrated into our ESG scoring methodology. Our proprietary ESG rating tool assesses issuers using available data from our data providers. For example the model has a dedicated criteria called "Community Involvement & Human Rights" which is applied to all sectors in addition to other human rights linked criteria including socially responsible supply chains, working conditions, and labor relations. Furthermore, we conduct controversy monitoring on a, at minimum, quarterly basis which includes companies identified for human rights violations. When controversies arise, analysts will evaluate the situation and apply a score to the controversy (using our proprietary scoring methodology) and determine the best course of action. Controversy scores are updated quarterly to track the trend and remediation efforts

*The EU Taxonomy sets out a "do not significantly harm" principle by which Taxonomy-aligned investments should not significantly harm EU Taxonomy objectives and is accompanied by specific EU criteria.*

The "do not significantly harm" principle applies only to those investments underlying the financial product that take into account the EU criteria for environmentally sustainable economic activities. The investments underlying the remaining portion of this financial product do not take into account the EU criteria for environmentally sustainable economic activities.

*Any other sustainable investments must also not significantly harm any environmental or social objectives.*



**Does this financial product consider principal adverse impacts on sustainability factors?**

**X** Yes, The Sub-Fund considers Principal Adverse Impacts as per Annex 1, Table 1 of the RTS applying to the Sub-Fund's strategy and relies on a combination of exclusion policies (normative and sectorial), engagement and voting approaches.

- Exclusion: Amundi has defined normative, activity-based and sector-based exclusion rules covering some of the key adverse sustainability indicators listed by the Disclosure Regulation.

- Engagement: Engagement is a continuous and purpose driven process aimed at influencing the activities or behavior of investee companies. The aim of engagement activities can fall into two categories : to engage an issuer to improve the way it integrates the environmental and social dimension, to engage an issuer to improve its impact on environmental, social, and human rights-related or other sustainability matters that are material to society and the global economy.

- Vote: Amundi's voting policy responds to an holistic analysis of all the long-term issues that may influence value creation, including material ESG issues. For more information please refer to Amundi's Voting Policy .

- Controversies monitoring: Amundi has developed a controversy tracking system that relies on three external data providers to systematically track controversies and their level of severity. This quantitative approach is then enriched with an in-depth assessment of each severe controversy, led by ESG analysts and the periodic review of its evolution. This approach applies to all of Amundi's funds.

For any indication on how mandatory Principal Adverse Impact indicators are used, please refer to the Amundi ESG Regulatory Statement available at [www.amundi.lu](http://www.amundi.lu)

No



**The Investment strategy** guides investment decisions based on factors such as investment objectives and risk tolerance.

**Good governance** practices include sound management structures, employee relations, remuneration of staff and tax compliance.

### **What investment strategy does this financial product follow?**

The Sub-Fund tracks the performance of the Bloomberg MSCI US Aggregate ex Securitized Sustainable SRI Sector Neutral Index (the Index), and minimizes the tracking error between the net asset value of the sub-fund and the performance of the Index. Bloomberg MSCI US Aggregate ex Securitized Sustainable SRI Sector Neutral Index tracks fixed-rate, investment-grade debt with at least USD500mn par amount outstanding. This index is based on the US Aggregate ex Securitized index (the "Parent Index") and applies additional criteria to include issuers with MSCI ESG Ratings of BBB or higher and negatively screens issuers that are involved in business activities that are restricted because they are inconsistent with certain values-based business involvement criteria and those issuers with a "red" MSCI ESG Controversy Score. Additionally, the market of the three sectors (Treasury, Government-Related and Corporate) are reweighted to match the weights of these three sectors in the US Aggregate ex Securitized Index.

#### **What are the binding elements of the investment strategy used to select the investments to attain each of the environmental or social characteristics promoted by this financial product?**

This is a passively managed ETF. Its investment strategy is to replicate the Index while minimizing the related tracking error. Bloomberg MSCI US Aggregate ex Securitized Sustainable SRI Sector Neutral Index includes Treasury, Government-Related, and Corporate senior and subordinated bonds with at least one year until final maturity, regardless of optionality. In addition, principal and interest must be denominated in USD with USD500mn minimum par amount outstanding. Then, the following filters are applied:

1. Securities composing the Index must have an MSCI ESG rating of BBB or higher to be eligible and unrated issuers from sectors with ratings are excluded. MSCI ESG Ratings are generally updated annually, but may be reviewed more frequently as needed
2. Companies involved in business lines/activities\*: such as Alcohol, Tobacco, Gambling, Adult Entertainment, Genetically Modified organisms (GMO), Nuclear Power, Conventional and Controversial Weapons, Civilian Firearms, Thermal Coal or Fossil Fuels, as per the standard Bloomberg MSCI SRI screen, are excluded.
3. Issuer with a "Red" MSCI ESG Controversies score (equal to 0), which measures an Issuer's involvement in major ESG controversies and how well they adhere to international norms and principles are excluded.

\*For more information on the business lines/activities and the screen, please refer to the Index methodology available on [bloombergindices.com](http://bloombergindices.com).

The Product strategy is also relying on systematic exclusions policies (normative and sectorial) as further described in Amundi Responsible Investment policy.

#### **What is the committed minimum rate to reduce the scope of the investments considered prior to the application of that investment strategy?**

There is no committed minimum rate to reduce the scope of the investments considered prior to the application of that investment strategy.

● **What is the policy to assess good governance practices of the investee companies?**

We rely on Amundi ESG scoring methodology. Amundi's ESG scoring is based on a proprietary ESG analysis framework, which accounts for 38 general and sector-specific criteria, including governance criteria. In the Governance dimension, we assess an issuer's ability to ensure an effective corporate governance framework that guarantees it will meet its long-term objectives (e.g. guaranteeing the issuer's value over the long term) The governance sub-criteria considered are: board structure, audit and control, remuneration, shareholders' rights, ethics, tax practices and ESG strategy

Amundi ESG Rating scale contains seven grades, ranging from A to G, where A is the best and G the worst rating. G-rated companies are excluded from our investment universe.



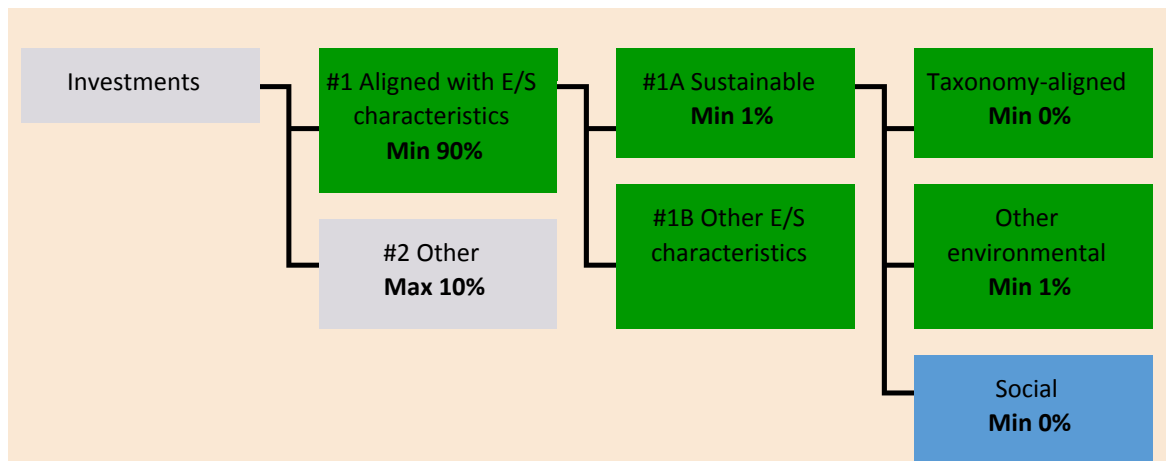
**Asset allocation** describes the share of investments in specific assets.

Taxonomy-aligned activities are expressed as a share of:

- **turnover** reflecting the share of revenue from green activities of investee companies
- **capital expenditure (CapEx)** showing the green investments made by investee companies, e.g. for a transition to a green economy.
- **operational expenditure (OpEx)** reflecting green operational activities of investee companies.

**What is the asset allocation planned for this financial product?**

At least 90% of the Sub-Fund's securities and instruments will meet the promoted environmental or social characteristics in accordance with the binding elements of the Index methodology. Furthermore, the Sub-Fund commits to have a minimum of 1% of sustainable investments as per the below chart. Investments aligned with other E/S characteristics (#1B) will represent the difference between the actual proportion of investments aligned with environmental or social characteristics (#1) and the actual proportion of sustainable investments (#1A). The planned proportion of other environmental investment represents a minimum of 1% (i) and may change as the actual proportions of Taxonomy-aligned and/or Social investments increase.



**#1 Aligned with E/S characteristics** includes the investments of the financial product used to attain the environmental or social characteristics promoted by the financial product.

**#2 Other** includes the remaining investments of the financial product which are neither aligned with the environmental or social characteristics, nor are qualified as sustainable investments

The category **#1 Aligned with E/S characteristics** covers:

- The sub-category **#1A Sustainable** covers sustainable investments with environmental or social objectives.
- The sub-category **#1B Other E/S characteristics** covers investments aligned with the environmental or social characteristics that do not qualify as sustainable investments.

● **How does the use of derivatives attain the environmental or social characteristics promoted by the financial product?**

Derivatives are not used to attain the environmental and social characteristics promoted by the Sub-Fund.

### Enabling activities

directly enable other activities to make a substantial contribution to an environmental objective.

### Transitional activities

are activities for which low-carbon alternatives are not yet available and among others have greenhouse gas emission levels corresponding to the best performance.



## To what minimum extent are sustainable investments with an environmental objective aligned with the EU Taxonomy?

The sub-fund currently has no minimum commitment to sustainable investments with an environmental objective aligned with the EU Taxonomy. The Sub-Fund does not commit to make taxonomy-compliant investments in fossil gas and/or nuclear energy as illustrated below. Nevertheless, as part of the investment strategy, it may invest in companies that are also active in these industries. Such investments may or may not be taxonomy aligned.

### Does the financial product invest in fossil gas and/or nuclear energy related activities that comply with the EU Taxonomy ?

- Yes :
- In fossil gas
  - In nuclear energy
- No

The two graphs below show in green the minimum percentage of investments that are aligned with the EU Taxonomy. As there is no appropriate methodology to determine the Taxonomy-alignment of sovereign bonds\*, the first graph shows the Taxonomy alignment in relation to all the investments of the financial product including sovereign bonds, while the second graph shows the Taxonomy alignment only in relation to the investments of the financial product other than sovereign bonds.

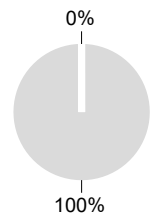
#### 1. Taxonomy-alignment of investments including sovereign bonds\*

- Taxonomy-aligned (no fossil gas and nuclear)
- Non Taxonomy-aligned



#### 2. Taxonomy-alignment of investments excluding sovereign bonds\*

- Taxonomy-aligned (no fossil gas and nuclear)
- Non Taxonomy-aligned



This graph represents 61% of the total investments.\*\*

\* For the purpose of these graphs, 'sovereigns bonds' consist of all sovereign exposures

\*\* This percentage is purely indicative and may vary.

### What is the minimum share of investments in transitional and enabling activities?

The funds has no minimum proportion of investment in transitional or enabling activities.



are sustainable investments with an environmental objective that **do not take into account the criteria** for environmentally sustainable economic activities under the EU Taxonomy.



**What is the minimum share of sustainable investments with an environmental objective that are not aligned with the EU Taxonomy?**

The Sub-Fund will have a minimum commitment of 1% of Sustainable Investments with an environmental objective as indicated in this Annex with no commitment on their alignment with the EU Taxonomy.



**What is the minimum share of socially sustainable investments?**

The Sub-Fund has no minimum share of socially sustainable investments.



**What investments are included under “#2 Other”, what is their purpose and are there any minimum environmental or social safeguards?**

Included in "#2 Other" are cash and instruments for the purpose of liquidity and portfolio risk management. It may also include ESG unrated securities for which data needed for the measurement of attainment of environmental or social characteristics is not available.



**Reference benchmarks** are indexes to measure whether the financial products attain the environmental or social characteristics that they promote.

**Is a specific index designated as a reference benchmark to determine whether this financial product is aligned with the environmental and/or social characteristics that it promotes?**

Yes, the Index has been designated as a reference benchmark to determine whether the Sub-Fund is aligned with the environmental and/or social characteristics that it promotes.

● **How is the reference benchmark continuously aligned with each of the environmental or social characteristics promoted by the financial product?**

According to applicable regulations to index sponsors (including BMR), index sponsors should define appropriate controls/diligence when defining and/or operating index methodologies of regulated indexes.

● **How is the alignment of the investment strategy with the methodology of the index ensured on a continuous basis?**

The investment objective of the Sub-Fund is to track both the upward and downward evolution of the Index, while minimising the difference between the return of the Sub-Fund and the return of the Index.

● **How does the designated index differ from a relevant broad market index?**

Bloomberg MSCI US Aggregate ex Securitized Sustainable SRI Sector Neutral Index tracks fixed-rate, investment-grade debt with at least USD500mn par amount outstanding. This index is based on the US Aggregate ex Securitized index (the "Parent Index") and applies additional criteria to include issuers with MSCI ESG Ratings of BBB or higher and negatively screens issuers that are involved in business activities that are restricted because they are inconsistent with certain values-based business involvement criteria and those issuers with a "red" MSCI ESG Controversy Score. Additionally, the market of the three sectors (Treasury, Government-Related and Corporate) are reweighted to match the weights of these three sectors in the US Aggregate ex Securitized Index.

● **Where can the methodology used for the calculation of the designated index be found?**

Additional information on the Index can be found at <https://www.bloomberg.com/professional/product/indices/bloomberg-fixed-income-indices/#/ucits>



**Where can I find more product specific information online?**

Additional information on the Sub-Fund can be found at [www.amundiETF.com](http://www.amundiETF.com).

**Disclaimer**

15/10/2023.



**Pre-contractual disclosure for the financial products referred to in Article 8, paragraphs 1, 2 and 2a, of Regulation (EU) 2019/2088 and Article 6, first paragraph, of Regulation (EU) 2020/852**

**Sustainable investment**

means an investment in an economic activity that contributes to an environmental or social objective, provided that the investment does not significantly harm any environmental or social objective and that the investee companies follow good governance practices.

The **EU Taxonomy** is a classification system laid down in Regulation (EU) 2020/852, establishing a list of **environmentally sustainable economic activities**. That Regulation does not lay down a list of socially sustainable economic activities. Sustainable investments with an environmental objective might be aligned with the Taxonomy or not.



**Sustainability**

**indicators** measure how the environmental or social characteristics promoted by the financial product are attained.

**Product name:**

AMUNDI MSCI PACIFIC ESG CLIMATE NET ZERO AMBITION CTB

**Legal entity identifier:**

213800SBLTEAN62APV17

## Environmental and/or social characteristics

**Does this financial product have a sustainable investment objective?**

**Yes**

**No**

It will make a minimum of **sustainable investments with an environmental objective: \_\_\_%**

in economic activities that qualify as environmentally sustainable under the EU Taxonomy

in economic activities that do not qualify as environmentally sustainable under the EU Taxonomy

It will make a minimum of **sustainable investments with a social objective: \_\_\_%**

**It promotes Environmental/Social (E/S) characteristics** and while it does not have as its objective a sustainable investment, it will have a minimum proportion of 1% of sustainable investments

with an environmental objective in economic activities that qualify as environmentally sustainable under the EU Taxonomy

with an environmental objective in economic activities that do not qualify as environmentally sustainable under the EU Taxonomy

with a social objective

It promotes E/S characteristics, but **will not make any sustainable investments**

**What environmental and/or social characteristics are promoted by this financial product?**

The Sub-Fund promotes environmental and/or social characteristics through among others, replicating an Index that is meeting the minimum standards for EU Climate Transition Benchmarks (EU CTBs) under Regulation (EU) 2019/2089 amending Regulation (EU) 2016/1011. The law proposes the definitions of minimum standards for the methodology of any 'EU Climate Transition' benchmark indices that would be aligned with the objectives of the Paris Agreement. The Index methodology align with certain criteria such as:

- A minimum reduction in Greenhouse Gas (GHG) intensity relative to Parent Index of 30%.
- A minimum self-decarbonization rate of GHG emissions intensity in accordance with the trajectory implied by Intergovernmental Panel on Climate Change's (IPCC) most ambitious 1.5°C scenario, equating to at least 7% GHG intensity reduction on average per annum.

**What sustainability indicators are used to measure the attainment of each of the environmental or social characteristics promoted by this financial product?**

The weighted average greenhouse gas (GHG) intensity (the "WACI") is used to measure the attainment of each of the environmental or social characteristics promoted by this financial product.

The WACI is the weighted average of the Index components' greenhouse gas (GHG) emissions

(expressed in tCO<sub>2</sub>) divided by the enterprise value including cash.

The GHG emissions are divided into Scope 1, Scope 2, and Scope 3 emissions.

-Scope 1 emissions: those from sources owned or controlled by the company.

-Scope 2 emissions: those caused by the generation of electricity purchased by the company.

-Scope 3 emissions: include all other indirect emissions that occur in a company's value chain.

More precisely, MSCI Pacific ESG Broad CTB Select Index is constructed by applying a combination of values based exclusions and an optimization process to increase the ESG score compared to the Parent Index and to meet the EU Climate Transition Benchmark (EU CTB) regulation minimum requirements while targeting a similar risk profile to the Parent Index.

First, securities of companies involved in business activities as per MSCI ESG Research\* including Nuclear Weapons, Tobacco, Controversial Weapons, Oil Sands, Thermal Coal and/or Unconventional Oil & Gas including Arctic Drilling are excluded, together with companies rated as 'Red Flag' MSCI ESG controversies\*\* and 'Environmental Orange Flag' MSCI ESG controversies.

Second, MSCI applies on the remaining investment universe an optimization aimed at maximizing the average MSCI ESG Score\*\*\* of this universe while complying with the following constraints:

1. Compliance with the EU CTB regulation minimum requirements on carbon footprint reduction

- Carbon footprint reduction of 30% compared to the Parent Index

- Annual reduction of 7% of carbon footprint

2. Minimum allocation to "High Climate Impact Sector", as defined in the Index methodology, as high as in the Parent Index

3. Targeting an ex ante tracking-error level of 0.75%

In the case where the three constraints are not compatible, MSCI will relax the constraints and notably increase the ex-ante tracking-error level by 0.1% incremental steps.

The weight of each security in the Index is determined by the optimization process so as to comply with the above mentioned constraints.

The maximum weight of any security in the Index is set as the weight of this security in the Parent Index + 2%.

\*For more information on the business activities and the screen, please refer to the Index methodology available on msci.com.

\*\*MSCI ESG Controversies provides assessments of controversies concerning the negative environmental, social, and/or governance impact of company operations, products and services.

\*\*\*MSCI ESG Ratings provides research, analysis and ratings of how well companies manage environmental, social and governance risks and opportunities.

● ***What are the objectives of the sustainable investments that the financial product partially intends to make and how does the sustainable investment contribute to such objectives?***

The objectives of the sustainable investments are to invest in investee companies that seek to meet two criteria:

1) follow best environmental and social practices; and

2) avoid making products or providing services that harm the environment and society.

In order for the investee company to be deemed to contribute to the above objective it must be a "best performer" within its sector of activity on at least one of its material environmental or social factors.

The definition of "best performer" relies on Amundi's proprietary ESG methodology which aims to measure the ESG performance of an investee company. In order to be considered a "best performer", an investee company must perform with the best top three rating (A, B or C, out of a rating scale going from A to G) within its sector on at least one material environmental or social factor. Material environmental and social factors are identified at a sector level. The identification of material factors is based on Amundi ESG analysis framework which combines extra-financial data and qualitative analysis of associated sector and sustainability themes. Factors identified as material result in a contribution of more than 10% to the overall ESG score. For energy sector for example, material factors are: emissions and energy, biodiversity and pollution, health and security, local communities and human rights. For a more complete overview of sectors and factors, please refer to the Amundi ESG Regulatory Statement available at [www.amundi.lu](http://www.amundi.lu)

To contribute to the above objectives, the investee company should not have significant exposure to activities (e.g. tobacco, weapons, gambling, coal, aviation, meat production, fertilizer and pesticide manufacturing, single-use plastic production) not compatible with such criteria.

The sustainable nature of an investment is assessed at investee company level.

By applying the Amundi's above described Sustainable Investment definition to the Index constituents of this passively managed ETF Product, Amundi has determined that this Product has the minimum proportion of sustainable investments stated in page 1 above. However, please note that Amundi Sustainable Investment definition is not implemented at the Index methodology level.

**Principal adverse impacts** are the most significant negative impact of investment decisions on sustainability factors relating to environmental, social and employee matters, respect for human rights, anti-corruption and anti-bribery matters.

● ***How do the sustainable investments that the financial product partially intends to make, not cause significant harm to any environmental or social sustainable investment objective?***

To ensure sustainable investments do no significant harm ('DNSH'), Amundi utilises two filters:

The first DNSH test filter relies on monitoring the mandatory Principal Adverse Impacts indicators in Annex 1, Table 1 of the RTS where robust data is available (e.g. GHG intensity of investee companies) via a combination of indicators (e.g. carbon intensity) and specific thresholds or rules (e.g. that the investee company's carbon intensity does not belong to the last decile of the sector).

Amundi already considers specific Principle Adverse Impacts within its exclusion policy as part of Amundi's Responsible Investment Policy. These exclusions, which apply on the top of the tests detailed above, cover the following topics: exclusions on controversial weapons, Violations of UN Global Compact principles, coal and tobacco.

Beyond the specific sustainability factors covered in the first filter, Amundi has defined a second filter, which does not take the mandatory Principal Adverse Impact indicators above into account, in order to verify that the company does not badly perform from an overall environmental or social standpoint compared to other companies within its sector which corresponds to an environmental or social score superior or equal to E using Amundi's ESG rating.

*How have the indicators for adverse impacts on sustainability factors been taken into account?*

The indicators for adverse impacts have been taken into account as detailed in the first do not significant harm (DNSH) filter above:

The first DNSH filter relies on monitoring of mandatory Principal Adverse Impacts indicators in Annex 1, Table 1 of the RTS where robust data is available via the combination of following indicators and specific thresholds or rules:

- Have a CO2 intensity which does not belong to the last decile compared to other companies within

its sector (only applies to high intensity sectors), and

- Have a Board of Directors' diversity which does not belong to the last decile compared to other companies within its sector, and
- Be cleared of any controversy in relation to work conditions and human rights.
- Be cleared of any controversy in relation to biodiversity and pollution

Amundi already considers specific Principle Adverse Impacts within its exclusion policy as part of Amundi's Responsible Investment Policy. These exclusions, which apply on the top of the tests detailed above, cover the following topics: exclusions on controversial weapons, Violations of UN Global Compact principles, coal and tobacco.

*How are the sustainable investments aligned with the OECD Guidelines for Multinational Enterprises and the UN Guiding Principles on Business and Human Rights? Details:*

The OECD Guidelines for Multinational Enterprises and the UN Guiding Principles on Business and Human Rights are integrated into our ESG scoring methodology. Our proprietary ESG rating tool assesses issuers using available data from our data providers. For example the model has a dedicated criteria called "Community Involvement & Human Rights" which is applied to all sectors in addition to other human rights linked criteria including socially responsible supply chains, working conditions, and labor relations. Furthermore, we conduct controversy monitoring on a, at minimum, quarterly basis which includes companies identified for human rights violations. When controversies arise, analysts will evaluate the situation and apply a score to the controversy (using our proprietary scoring methodology) and determine the best course of action. Controversy scores are updated quarterly to track the trend and remediation efforts

*The EU Taxonomy sets out a "do not significantly harm" principle by which Taxonomy-aligned investments should not significantly harm EU Taxonomy objectives and is accompanied by specific EU criteria.*

The "do not significantly harm" principle applies only to those investments underlying the financial product that take into account the EU criteria for environmentally sustainable economic activities. The investments underlying the remaining portion of this financial product do not take into account the EU criteria for environmentally sustainable economic activities.

*Any other sustainable investments must also not significantly harm any environmental or social objectives.*



### **Does this financial product consider principal adverse impacts on sustainability factors?**

**X** Yes, The Sub-Fund considers Principal Adverse Impacts as per Annex 1, Table 1 of the RTS applying to the Sub-Fund's strategy and relies on a combination of exclusion policies (normative and sectorial), engagement and voting approaches.

- Exclusion: Amundi has defined normative, activity-based and sector-based exclusion rules covering some of the key adverse sustainability indicators listed by the Disclosure Regulation.

- Engagement: Engagement is a continuous and purpose driven process aimed at influencing the activities or behavior of investee companies. The aim of engagement activities can fall into two categories : to engage an issuer to improve the way it integrates the environmental and social dimension, to engage an issuer to improve its impact on environmental, social, and human rights-related or other sustainability matters that are material to society and the global economy.

- Vote: Amundi's voting policy responds to an holistic analysis of all the long-term issues that may influence value creation, including material ESG issues. For more information please refer to Amundi's Voting Policy .

- Controversies monitoring: Amundi has developed a controversy tracking system that relies on three external data providers to systematically track controversies and their level of severity. This quantitative approach is then enriched with an in-depth assessment of each severe controversy, led by ESG analysts and the periodic review of its evolution. This approach applies to all of Amundi's funds.

For any indication on how mandatory Principal Adverse Impact indicators are used, please refer to the Amundi ESG Regulatory Statement available at [www.amundi.lu](http://www.amundi.lu)

No



**The Investment strategy** guides investment decisions based on factors such as investment objectives and risk tolerance.

**Good governance** practices include sound management structures, employee relations, remuneration of staff and tax compliance.

### What investment strategy does this financial product follow?

To track the performance of MSCI Pacific ESG Broad CTB Select Index (the "Index"), and to minimize the tracking error between the net asset value of the sub-fund and the performance of the Index.

MSCI Pacific ESG Broad CTB Select Index is an equity index based on the MSCI Pacific Index representative of the large and mid-cap securities across 5 Developed Markets (DM) countries in the Pacific region (the "Parent Index").

The Index excludes companies whose products have negative social or environmental impacts, while overweighting companies with a strong MSCI ESG Score. Additionally, the Index aims to represent the performance of a strategy that reweights securities based upon the opportunities and risks associated with the climate transition to meet the EU Climate Transition Benchmark (EU CTB) regulation minimum requirements.

### ● **What are the binding elements of the investment strategy used to select the investments to attain each of the environmental or social characteristics promoted by this financial product?**

This is a passively managed ETF. Its investment strategy is to replicate the Index while minimizing the related tracking error.

MSCI Pacific ESG Broad CTB Select Index is constructed by applying a combination of values based exclusions and an optimization process to increase the ESG score compared to the Parent Index and to meet the EU Climate Transition Benchmark (EU CTB) regulation minimum requirements while targeting a similar risk profile to the Parent Index.

First, securities of companies involved in business activities as per MSCI ESG Research\* including Nuclear Weapons, Tobacco, Controversial Weapons, Oil Sands, Thermal Coal and/or Unconventional Oil & Gas including Arctic Drilling are excluded, together with companies rated as 'Red Flag' MSCI ESG controversies\*\* and 'Environmental Orange Flag' MSCI ESG controversies.

Second, MSCI applies on the remaining investment universe an optimization aimed at maximizing the average MSCI ESG Score\*\*\* of this universe while complying with the following constraints:

#### 1. Compliance with the EU CTB regulation minimum requirements on carbon footprint reduction

- Carbon footprint reduction of 30% compared to the Parent Index
- Annual reduction of 7% of carbon footprint

2. Minimum allocation to "High Climate Impact Sector", as defined in the Index methodology, as high as in the Parent Index

3. Targeting an ex ante tracking-error level of 0.75%

In the case where the three constraints are not compatible, MSCI will relax the constraints and notably increase the ex-ante tracking-error level by 0.1% incremental steps.

The weight of each security in the Index is determined by the optimization process so as to comply with the above mentioned constraints.

The maximum weight of any security in the Index is set as the weight of this security in the Parent Index + 2%.

\*For more information on the business activities and the screen, please refer to the Index methodology available on msci.com.

\*\*MSCI ESG Controversies provides assessments of controversies concerning the negative environmental, social, and/or governance impact of company operations, products and services.

\*\*\*MSCI ESG Ratings provides research, analysis and ratings of how well companies manage environmental, social and governance risks and opportunities.

The Product strategy is also relying on systematic exclusions policies (normative and sectorial) as further described in Amundi Responsible Investment policy.

● ***What is the committed minimum rate to reduce the scope of the investments considered prior to the application of that investment strategy?***

There is no committed minimum rate to reduce the scope of the investments considered prior to the application of that investment strategy.

● ***What is the policy to assess good governance practices of the investee companies?***

We rely on Amundi ESG scoring methodology. Amundi's ESG scoring is based on a proprietary ESG analysis framework, which accounts for 38 general and sector-specific criteria, including governance criteria. In the Governance dimension, we assess an issuer's ability to ensure an effective corporate governance framework that guarantees it will meet its long-term objectives (e.g. guaranteeing the issuer's value over the long term) The governance sub-criteria considered are: board structure, audit and control, remuneration, shareholders' rights, ethics, tax practices and ESG strategy

Amundi ESG Rating scale contains seven grades, ranging from A to G, where A is the best and G the worst rating. G-rated companies are excluded from our investment universe.



**Asset allocation** describes the share of investments in specific assets.

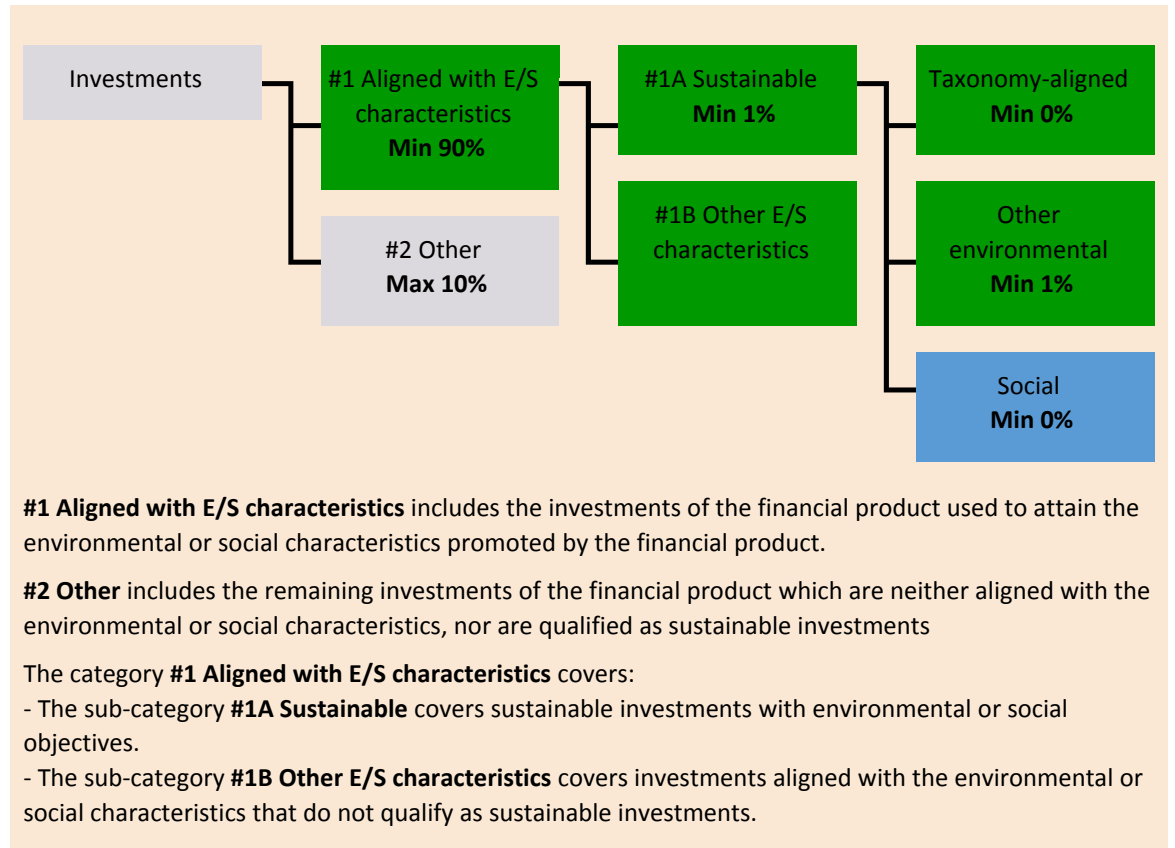
Taxonomy-aligned activities are expressed as a share of:

- **turnover** reflecting the share of revenue from green activities of investee companies
- **capital expenditure (CapEx)** showing the green investments made by investee companies, e.g. for a transition to a green economy.
- **operational expenditure (OpEx)** reflecting green operational activities of investee companies.

## What is the asset allocation planned for this financial product?

At least 90% of the Sub-Fund's securities and instruments will meet the promoted environmental or social characteristics in accordance with the binding elements of the Index methodology. Furthermore, the Sub-Fund commits to have a minimum of 1% of sustainable investments as per the below chart. Investments aligned with other E/S characteristics (#1B) will represent the difference between the actual proportion of investments aligned with environmental or social characteristics (#1) and the actual proportion of sustainable investments (#1A).

The planned proportion of other environmental investment represents a minimum of 1% (i) and may change as the actual proportions of Taxonomy-aligned and/or Social investments increase.



## ● How does the use of derivatives attain the environmental or social characteristics promoted by the financial product?

Derivatives are not used to attain the environmental and social characteristics promoted by the Sub-Fund.

### Enabling activities

directly enable other activities to make a substantial contribution to an environmental objective.

### Transitional activities

are activities for which low-carbon alternatives are not yet available and among others have greenhouse gas emission levels corresponding to the best performance.



## To what minimum extent are sustainable investments with an environmental objective aligned with the EU Taxonomy?

The sub-fund currently has no minimum commitment to sustainable investments with an environmental objective aligned with the EU Taxonomy. The Sub-Fund does not commit to make taxonomy-compliant investments in fossil gas and/or nuclear energy as illustrated below. Nevertheless, as part of the investment strategy, it may invest in companies that are also active in these industries. Such investments may or may not be taxonomy aligned.

### Does the financial product invest in fossil gas and/or nuclear energy related activities that comply with the EU Taxonomy ?

- Yes :
- In fossil gas
  - In nuclear energy
- No

The two graphs below show in green the minimum percentage of investments that are aligned with the EU Taxonomy. As there is no appropriate methodology to determine the Taxonomy-alignment of sovereign bonds\*, the first graph shows the Taxonomy alignment in relation to all the investments of the financial product including sovereign bonds, while the second graph shows the Taxonomy alignment only in relation to the investments of the financial product other than sovereign bonds.

#### 1. Taxonomy-alignment of investments including sovereign bonds\*

- Taxonomy-aligned (no fossil gas and nuclear)
- Non Taxonomy-aligned



#### 2. Taxonomy-alignment of investments excluding sovereign bonds\*

- Taxonomy-aligned (no fossil gas and nuclear)
- Non Taxonomy-aligned



This graph represents 100% of the total investments.\*\*

\* For the purpose of these graphs, 'sovereigns bonds' consist of all sovereign exposures

\*\* This percentage is purely indicative and may vary.

### What is the minimum share of investments in transitional and enabling activities?

The funds has no minimum proportion of investment in transitional or enabling activities.





are sustainable investments with an environmental objective that **do not take into account the criteria** for environmentally sustainable economic activities under the EU Taxonomy.



**What is the minimum share of sustainable investments with an environmental objective that are not aligned with the EU Taxonomy?**

The Sub-Fund will have a minimum commitment of 1% of Sustainable Investments with an environmental objective as indicated in this Annex with no commitment on their alignment with the EU Taxonomy.



**What is the minimum share of socially sustainable investments?**

The Sub-Fund has no minimum share of socially sustainable investments.



**What investments are included under “#2 Other”, what is their purpose and are there any minimum environmental or social safeguards?**

Included in "#2 Other" are cash and instruments for the purpose of liquidity and portfolio risk management. It may also include ESG unrated securities for which data needed for the measurement of attainment of environmental or social characteristics is not available.



**Reference benchmarks** are indexes to measure whether the financial products attain the environmental or social characteristics that they promote.

**Is a specific index designated as a reference benchmark to determine whether this financial product is aligned with the environmental and/or social characteristics that it promotes?**

Yes, the Index has been designated as a reference benchmark to determine whether the Sub-Fund is aligned with the environmental and/or social characteristics that it promotes.

● **How is the reference benchmark continuously aligned with each of the environmental or social characteristics promoted by the financial product?**

According to applicable regulations to index sponsors (including BMR), index sponsors should define appropriate controls/diligence when defining and/or operating index methodologies of regulated indexes.

● **How is the alignment of the investment strategy with the methodology of the index ensured on a continuous basis?**

The investment objective of the Sub-Fund is to track both the upward and downward evolution of the Index, while minimising the difference between the return of the Sub-Fund and the return of the Index.

● **How does the designated index differ from a relevant broad market index?**

MSCI Pacific ESG Broad CTB Select Index is an equity index based on the MSCI Pacific Index representative of the large and mid-cap securities across 5 Developed Markets (DM) countries in the Pacific region (the "Parent Index").

The Index excludes companies whose products have negative social or environmental impacts, while overweighting companies with a strong MSCI ESG Score. Additionally, the Index aims to represent the performance of a strategy that reweights securities based upon the opportunities and risks associated with the climate transition to meet the EU Climate Transition Benchmark (EU CTB) regulation minimum requirements.

● **Where can the methodology used for the calculation of the designated index be found?**

Additional information on the Index can be found at <https://www.msci.com/index-methodology>



**Where can I find more product specific information online?**

Additional information on the Sub-Fund can be found at [www.amundi-etf.com](http://www.amundi-etf.com).

**Disclaimer**

15/10/2023.

**Pre-contractual disclosure for the financial products referred to in Article 8, paragraphs 1, 2 and 2a, of Regulation (EU) 2019/2088 and Article 6, first paragraph, of Regulation (EU) 2020/852**

**Sustainable investment**

means an investment in an economic activity that contributes to an environmental or social objective, provided that the investment does not significantly harm any environmental or social objective and that the investee companies follow good governance practices.

The **EU Taxonomy** is a classification system laid down in Regulation (EU) 2020/852, establishing a list of **environmentally sustainable economic activities**. That Regulation does not lay down a list of socially sustainable economic activities. Sustainable investments with an environmental objective might be aligned with the Taxonomy or not.



**Sustainability**

**indicators** measure how the environmental or social characteristics promoted by the financial product are attained.

**Product name:**

AMUNDI MSCI EMERGING EX CHINA ESG LEADERS SELECT

**Legal entity identifier:**

213800J6GAIQJ1OPP251

**Environmental and/or social characteristics**

**Does this financial product have a sustainable investment objective?**

**Yes**

**No**

It will make a minimum of **sustainable investments with an environmental objective: \_\_\_%**

in economic activities that qualify as environmentally sustainable under the EU Taxonomy

in economic activities that do not qualify as environmentally sustainable under the EU Taxonomy

It will make a minimum of **sustainable investments with a social objective: \_\_\_%**

**It promotes Environmental/Social (E/S) characteristics** and while it does not have as its objective a sustainable investment, it will have a minimum proportion of 15% of sustainable investments

with an environmental objective in economic activities that qualify as environmentally sustainable under the EU Taxonomy

with an environmental objective in economic activities that do not qualify as environmentally sustainable under the EU Taxonomy

with a social objective

It promotes E/S characteristics, but **will not make any sustainable investments**

**What environmental and/or social characteristics are promoted by this financial product?**

The Sub-Fund promotes environmental and/or social characteristics through among others, replicating an Index integrating an environmental, social and governance ("ESG") rating.

The Index methodology is constructed using a "Best-in-class approach": best ranked companies are selected to construct the Index.

"Best-in-class" is an approach where leading or best-performing investments are selected within a universe, industry sector or class. Using such Best-in-class approach, the Index follows an extra-financial approach significantly engaging that permits the reduction by at least 20% of the initial investment universe (expressed in number of issuers).

**What sustainability indicators are used to measure the attainment of each of the environmental or social characteristics promoted by this financial product?**

The MSCI ESG Rating is used to measure the attainment of each of the environmental and or social characteristic promoted by this financial product.

MSCI ESG Rating methodology uses a rules-based methodology designed to measure a company's resilience to long-term, industry material ESG risks. It is based on extra-financial ESG key issues that

focus on the intersection between a company's core business and the industry-specific issues that may create significant risks and opportunities for the company. The ESG key issues are weighted according to impact and time horizon of the risk or opportunity. The ESG key issues include for instance, but are not limited to, water stress, carbon emissions, labor management or business ethics.

More detailed on MSCI ESG Rating can be found on the following link:

<https://www.msci.com/documents/1296102/21901542/ESG-Ratings-Methodology-Exec-Summary.pdf>

More details on MSCI ESG Controversy score can be found on the following link:

<https://www.msci.com/documents/1296102/14524248/MSCI+ESG+Research+Controversies+Executive+Summary+Methodology+-+July+2020.pdf/b0a2bb88-2360-1728-b70e-2f0a889b6bd4>

More precisely, MSCI EM ex China Region ESG Leaders Select 5% Issuer Capped (the "Index") applicable universe includes all securities of the Parent Index.

The securities are selected by applying a combination of values based exclusions and a best-in-class selection process to companies in the Parent Index by:

1. Firstly excluding companies involved in the following business activities as per MSCI ESG Research: Alcohol, Gambling, Tobacco, Nuclear Power, Conventional Weapons, Nuclear Weapons, Controversial Weapons, Civilian Firearms, Thermal Coal and Unconventional Oil & Gas.

2. The remaining companies are rated based on their ability to manage their ESG risks and opportunities and are given a rating which determines their eligibility for inclusion in the Index :

- Companies that are not existing constituents of the MSCI ESG Leaders Indexes must have an MSCI ESG Rating of "BB" or above and the MSCI ESG Controversies score of "3" or above to be eligible.
- Current constituents of the MSCI ESG Leaders Indexes must have a MSCI ESG Rating of "BB" or above and the MSCI ESG Controversies score of "1" or above to remain eligible.

3. A best-in-class selection process is then applied to the remaining eligible securities in the selected universe. The methodology aims to include the securities of companies with the highest ESG ratings making up 50% of the market capitalization in each Global Industry Classification Standard (GICS) sector of the Parent Index.

● ***What are the objectives of the sustainable investments that the financial product partially intends to make and how does the sustainable investment contribute to such objectives?***

The objectives of the sustainable investments are to invest in investee companies that seek to meet two criteria:

- 1) follow best environmental and social practices; and
- 2) avoid making products or providing services that harm the environment and society.

In order for the investee company to be deemed to contribute to the above objective it must be a "best performer" within its sector of activity on at least one of its material environmental or social factors.

The definition of "best performer" relies on Amundi's proprietary ESG methodology which aims to measure the ESG performance of an investee company. In order to be considered a "best performer", an investee company must perform with the best top three rating (A, B or C, out of a rating scale going from A to G) within its sector on at least one material environmental or social factor. Material environmental and social factors are identified at a sector level. The identification of material factors is based on Amundi ESG analysis framework which combines extra-financial data and qualitative

analysis of associated sector and sustainability themes. Factors identified as material result in a contribution of more than 10% to the overall ESG score. For energy sector for example, material factors are: emissions and energy, biodiversity and pollution, health and security, local communities and human rights. For a more complete overview of sectors and factors, please refer to the Amundi ESG Regulatory Statement available at [www.amundi.lu](http://www.amundi.lu)

To contribute to the above objectives, the investee company should not have significant exposure to activities (e.g. tobacco, weapons, gambling, coal, aviation, meat production, fertilizer and pesticide manufacturing, single-use plastic production) not compatible with such criteria.

The sustainable nature of an investment is assessed at investee company level.

By applying the Amundi's above described Sustainable Investment definition to the Index constituents of this passively managed ETF Product, Amundi has determined that this Product has the minimum proportion of sustainable investments stated in page 1 above. However, please note that Amundi Sustainable Investment definition is not implemented at the Index methodology level.

**Principal adverse impacts** are the most significant negative impact of investment decisions on sustainability factors relating to environmental, social and employee matters, respect for human rights, anti-corruption and anti-bribery matters.

● ***How do the sustainable investments that the financial product partially intends to make, not cause significant harm to any environmental or social sustainable investment objective?***

To ensure sustainable investments do no significant harm ('DNSH'), Amundi utilises two filters:

The first DNSH test filter relies on monitoring the mandatory Principal Adverse Impacts indicators in Annex 1, Table 1 of the RTS where robust data is available (e.g. GHG intensity of investee companies) via a combination of indicators (e.g. carbon intensity) and specific thresholds or rules (e.g. that the investee company's carbon intensity does not belong to the last decile of the sector).

Amundi already considers specific Principle Adverse Impacts within its exclusion policy as part of Amundi's Responsible Investment Policy. These exclusions, which apply on the top of the tests detailed above, cover the following topics: exclusions on controversial weapons, Violations of UN Global Compact principles, coal and tobacco.

Beyond the specific sustainability factors covered in the first filter, Amundi has defined a second filter, which does not take the mandatory Principal Adverse Impact indicators above into account, in order to verify that the company does not badly perform from an overall environmental or social standpoint compared to other companies within its sector which corresponds to an environmental or social score superior or equal to E using Amundi's ESG rating.

***How have the indicators for adverse impacts on sustainability factors been taken into account?***

The indicators for adverse impacts have been taken into account as detailed in the first do not significant harm (DNSH) filter above:

The first DNSH filter relies on monitoring of mandatory Principal Adverse Impacts indicators in Annex 1, Table 1 of the RTS where robust data is available via the combination of following indicators and specific thresholds or rules:

- Have a CO2 intensity which does not belong to the last decile compared to other companies within its sector (only applies to high intensity sectors), and
- Have a Board of Directors' diversity which does not belong to the last decile compared to other companies within its sector, and
- Be cleared of any controversy in relation to work conditions and human rights.
- Be cleared of any controversy in relation to biodiversity and pollution

Amundi already considers specific Principle Adverse Impacts within its exclusion policy as part of Amundi's Responsible Investment Policy. These exclusions, which apply on the top of the tests detailed above, cover the following topics: exclusions on controversial weapons, Violations of UN Global Compact principles, coal and tobacco.

*How are the sustainable investments aligned with the OECD Guidelines for Multinational Enterprises and the UN Guiding Principles on Business and Human Rights? Details:*

The OECD Guidelines for Multinational Enterprises and the UN Guiding Principles on Business and Human Rights are integrated into our ESG scoring methodology. Our proprietary ESG rating tool assesses issuers using available data from our data providers. For example the model has a dedicated criteria called "Community Involvement & Human Rights" which is applied to all sectors in addition to other human rights linked criteria including socially responsible supply chains, working conditions, and labor relations. Furthermore, we conduct controversy monitoring on a, at minimum, quarterly basis which includes companies identified for human rights violations. When controversies arise, analysts will evaluate the situation and apply a score to the controversy (using our proprietary scoring methodology) and determine the best course of action. Controversy scores are updated quarterly to track the trend and remediation efforts

*The EU Taxonomy sets out a "do not significantly harm" principle by which Taxonomy-aligned investments should not significantly harm EU Taxonomy objectives and is accompanied by specific EU criteria.*

The "do not significantly harm" principle applies only to those investments underlying the financial product that take into account the EU criteria for environmentally sustainable economic activities. The investments underlying the remaining portion of this financial product do not take into account the EU criteria for environmentally sustainable economic activities.

*Any other sustainable investments must also not significantly harm any environmental or social objectives.*



### **Does this financial product consider principal adverse impacts on sustainability factors?**

**X** Yes, The Sub-Fund considers Principal Adverse Impacts as per Annex 1, Table 1 of the RTS applying to the Sub-Fund's strategy and relies on a combination of exclusion policies (normative and sectorial), engagement and voting approaches.

- Exclusion: Amundi has defined normative, activity-based and sector-based exclusion rules covering some of the key adverse sustainability indicators listed by the Disclosure Regulation.

- Engagement: Engagement is a continuous and purpose driven process aimed at influencing the activities or behavior of investee companies. The aim of engagement activities can fall into two categories : to engage an issuer to improve the way it integrates the environmental and social dimension, to engage an issuer to improve its impact on environmental, social, and human rights-related or other sustainability matters that are material to society and the global economy.

- Vote: Amundi's voting policy responds to an holistic analysis of all the long-term issues that may influence value creation, including material ESG issues. For more information please refer to Amundi's Voting Policy .

- Controversies monitoring: Amundi has developed a controversy tracking system that relies on three external data providers to systematically track controversies and their level of severity. This

quantitative approach is then enriched with an in-depth assessment of each severe controversy, led by ESG analysts and the periodic review of its evolution. This approach applies to all of Amundi's funds.

For any indication on how mandatory Principal Adverse Impact indicators are used, please refer to the Amundi ESG Regulatory Statement available at [www.amundi.lu](http://www.amundi.lu)

No



### The Investment strategy guides

investment decisions based on factors such as investment objectives and risk tolerance.

### Good

governance practices include sound management structures, employee relations, remuneration of staff and tax compliance.

## What investment strategy does this financial product follow?

The Sub-Fund tracks the performance of MSCI EM ex China Region ESG Leaders Select 5% Issuer Capped Index (the "Index"), and minimizes the tracking error between the net asset value of the sub-fund and the performance of the Index.

MSCI EM ex China Region ESG Leaders Select 5% Issuer Capped is an equity index based on the MSCI Emerging Markets ex China Index ("Parent Index") representative of large and mid-cap stocks across 26 of the 27 Emerging Markets (EM) countries (as of January 2021) excluding China and issued by companies that have the highest Environmental, Social and Governance (ESG) rating in each sector of the Parent Index.

### ● **What are the binding elements of the investment strategy used to select the investments to attain each of the environmental or social characteristics promoted by this financial product?**

This is a passively managed ETF. Its investment strategy is to replicate the Index while minimizing the related tracking error.

MSCI EM ex China Region ESG Leaders Select 5% Issuer Capped (the "Index") applicable universe includes all securities of the Parent Index.

The securities are selected by applying a combination of values based exclusions and a best-in-class selection process to companies in the Parent Index by:

1. Firstly excluding companies involved in the following business activities as per MSCI ESG Research: Alcohol, Gambling, Tobacco, Nuclear Power, Conventional Weapons, Nuclear Weapons, Controversial Weapons, Civilian Firearms, Thermal Coal and Unconventional Oil & Gas.

2. The remaining companies are rated based on their ability to manage their ESG risks and opportunities and are given a rating which determines their eligibility for inclusion in the Index :

- Companies that are not existing constituents of the MSCI ESG Leaders Indexes must have an MSCI ESG Rating of "BB" or above and the MSCI ESG Controversies score of "3" or above to be eligible.
- Current constituents of the MSCI ESG Leaders Indexes must have a MSCI ESG Rating of "BB" or above and the MSCI ESG Controversies score of "1" or above to remain eligible.

3. A best-in-class selection process is then applied to the remaining eligible securities in the selected universe. The methodology aims to include the securities of companies with the highest ESG ratings making up 50% of the market capitalization in each Global Industry Classification Standard (GICS) sector of the Parent Index.

The Product strategy is also relying on systematic exclusions policies (normative and sectorial) as further described in Amundi Responsible Investment policy.

### ● **What is the committed minimum rate to reduce the scope of the investments considered prior to the application of that investment strategy?**

There is no committed minimum rate to reduce the scope of the investments considered prior to the application of that investment strategy.

● **What is the policy to assess good governance practices of the investee companies?**

We rely on Amundi ESG scoring methodology. Amundi's ESG scoring is based on a proprietary ESG analysis framework, which accounts for 38 general and sector-specific criteria, including governance criteria. In the Governance dimension, we assess an issuer's ability to ensure an effective corporate governance framework that guarantees it will meet its long-term objectives (e.g. guaranteeing the issuer's value over the long term) The governance sub-criteria considered are: board structure, audit and control, remuneration, shareholders' rights, ethics, tax practices and ESG strategy

Amundi ESG Rating scale contains seven grades, ranging from A to G, where A is the best and G the worst rating. G-rated companies are excluded from our investment universe.



**Asset allocation** describes the share of investments in specific assets.

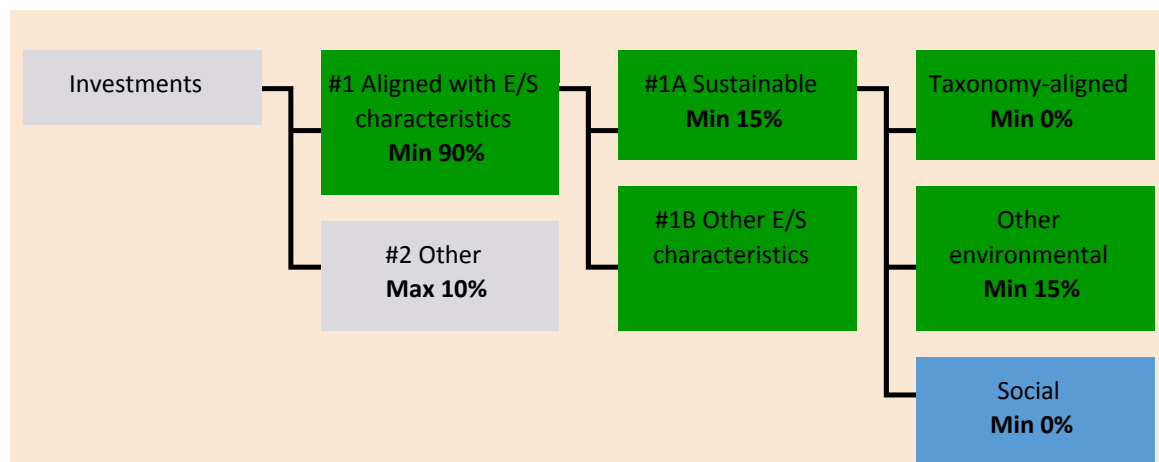
Taxonomy-aligned activities are expressed as a share of:

- **turnover** reflecting the share of revenue from green activities of investee companies
- **capital expenditure (CapEx)** showing the green investments made by investee companies, e.g. for a transition to a green economy.
- **operational expenditure (OpEx)** reflecting green operational activities of investee companies.

**What is the asset allocation planned for this financial product?**

At least 90% of the Sub-Fund's securities and instruments will meet the promoted environmental or social characteristics in accordance with the binding elements of the Index methodology. Furthermore, the Sub-Fund commits to have a minimum of 15% of sustainable investments as per the below chart. Investments aligned with other E/S characteristics (#1B) will represent the difference between the actual proportion of investments aligned with environmental or social characteristics (#1) and the actual proportion of sustainable investments (#1A).

The planned proportion of other environmental investment represents a minimum of 15% (i) and may change as the actual proportions of Taxonomy-aligned and/or Social investments increase.



**#1 Aligned with E/S characteristics** includes the investments of the financial product used to attain the environmental or social characteristics promoted by the financial product.

**#2 Other** includes the remaining investments of the financial product which are neither aligned with the environmental or social characteristics, nor are qualified as sustainable investments

The category **#1 Aligned with E/S characteristics** covers:

- The sub-category **#1A Sustainable** covers sustainable investments with environmental or social objectives.
- The sub-category **#1B Other E/S characteristics** covers investments aligned with the environmental or social characteristics that do not qualify as sustainable investments.

● **How does the use of derivatives attain the environmental or social characteristics promoted by the financial product?**

Derivatives are not used to attain the environmental and social characteristics promoted by the Sub-Fund.



### Enabling activities

directly enable other activities to make a substantial contribution to an environmental objective.

### Transitional activities

are activities for which low-carbon alternatives are not yet available and among others have greenhouse gas emission levels corresponding to the best performance.



## To what minimum extent are sustainable investments with an environmental objective aligned with the EU Taxonomy?

The sub-fund currently has no minimum commitment to sustainable investments with an environmental objective aligned with the EU Taxonomy. The Sub-Fund does not commit to make taxonomy-compliant investments in fossil gas and/or nuclear energy as illustrated below. Nevertheless, as part of the investment strategy, it may invest in companies that are also active in these industries. Such investments may or may not be taxonomy aligned.

### Does the financial product invest in fossil gas and/or nuclear energy related activities that comply with the EU Taxonomy ?

- Yes :
- In fossil gas
  - In nuclear energy
- No

The two graphs below show in green the minimum percentage of investments that are aligned with the EU Taxonomy. As there is no appropriate methodology to determine the Taxonomy-alignment of sovereign bonds\*, the first graph shows the Taxonomy alignment in relation to all the investments of the financial product including sovereign bonds, while the second graph shows the Taxonomy alignment only in relation to the investments of the financial product other than sovereign bonds.

#### 1. Taxonomy-alignment of investments including sovereign bonds\*

- Taxonomy-aligned (no fossil gas and nuclear)
- Non Taxonomy-aligned



#### 2. Taxonomy-alignment of investments excluding sovereign bonds\*

- Taxonomy-aligned (no fossil gas and nuclear)
- Non Taxonomy-aligned



This graph represents 100% of the total investments.\*\*

\* For the purpose of these graphs, 'sovereigns bonds' consist of all sovereign exposures

\*\* This percentage is purely indicative and may vary.

### What is the minimum share of investments in transitional and enabling activities?

The funds has no minimum proportion of investment in transitional or enabling activities.



are sustainable investments with an environmental objective that **do not take into account the criteria** for environmentally sustainable economic activities under the EU Taxonomy.



**What is the minimum share of sustainable investments with an environmental objective that are not aligned with the EU Taxonomy?**

The Sub-Fund will have a minimum commitment of 15% of Sustainable Investments with an environmental objective as indicated in this Annex with no commitment on their alignment with the EU Taxonomy.



**What is the minimum share of socially sustainable investments?**

The Sub-Fund has no minimum share of socially sustainable investments.



**What investments are included under “#2 Other”, what is their purpose and are there any minimum environmental or social safeguards?**

Included in "#2 Other" are cash and instruments for the purpose of liquidity and portfolio risk management. It may also include ESG unrated securities for which data needed for the measurement of attainment of environmental or social characteristics is not available.



**Reference benchmarks** are indexes to measure whether the financial products attain the environmental or social characteristics that they promote.

**Is a specific index designated as a reference benchmark to determine whether this financial product is aligned with the environmental and/or social characteristics that it promotes?**

Yes, the Index has been designated as a reference benchmark to determine whether the Sub-Fund is aligned with the environmental and/or social characteristics that it promotes.

● **How is the reference benchmark continuously aligned with each of the environmental or social characteristics promoted by the financial product?**

According to applicable regulations to index sponsors (including BMR), index sponsors should define appropriate controls/diligence when defining and/or operating index methodologies of regulated indexes.

● **How is the alignment of the investment strategy with the methodology of the index ensured on a continuous basis?**

The investment objective of the Sub-Fund is to track both the upward and downward evolution of the Index, while minimising the difference between the return of the Sub-Fund and the return of the Index.

● **How does the designated index differ from a relevant broad market index?**

MSCI EM ex China Region ESG Leaders Select 5% Issuer Capped is an equity index based on the MSCI Emerging Markets ex China Index ("Parent Index") representative of large and mid-cap stocks across 26 of the 27 Emerging Markets (EM) countries (as of January 2021) excluding China and issued by companies that have the highest Environmental, Social and Governance (ESG) rating in each sector of the Parent Index.

● **Where can the methodology used for the calculation of the designated index be found?**

Additional information on the Index can be found at <https://www.msci.com/index-methodology>



**Where can I find more product specific information online?**

Additional information on the Sub-Fund can be found at [www.amundiETF.com](http://www.amundiETF.com).

**Disclaimer**

15/10/2023.

**Pre-contractual disclosure for the financial products referred to in Article 8, paragraphs 1, 2 and 2a, of Regulation (EU) 2019/2088 and Article 6, first paragraph, of Regulation (EU) 2020/852**

**Sustainable investment**

means an investment in an economic activity that contributes to an environmental or social objective, provided that the investment does not significantly harm any environmental or social objective and that the investee companies follow good governance practices.

The **EU Taxonomy** is a classification system laid down in Regulation (EU) 2020/852, establishing a list of **environmentally sustainable economic activities**. That Regulation does not lay down a list of socially sustainable economic activities. Sustainable investments with an environmental objective might be aligned with the Taxonomy or not.



**Sustainability**

**indicators** measure how the environmental or social characteristics promoted by the financial product are attained.

**Product name:**  
AMUNDI MDAX ESG

**Legal entity identifier:**  
213800YZZ7KZKF3GHS38

**Environmental and/or social characteristics**

**Does this financial product have a sustainable investment objective?**

**Yes**    **No**

- It will make a minimum of **sustainable investments with an environmental objective: \_\_\_%**
  - in economic activities that qualify as environmentally sustainable under the EU Taxonomy
  - in economic activities that do not qualify as environmentally sustainable under the EU Taxonomy
- It **promotes Environmental/Social (E/S) characteristics** and while it does not have as its objective a sustainable investment, it will have a minimum proportion of 1% of sustainable investments
  - with an environmental objective in economic activities that qualify as environmentally sustainable under the EU Taxonomy
  - with an environmental objective in economic activities that do not qualify as environmentally sustainable under the EU Taxonomy
  - with a social objective
- It will make a minimum of **sustainable investments with a social objective: \_\_\_%**
- It promotes E/S characteristics, but **will not make any sustainable investments**

**What environmental and/or social characteristics are promoted by this financial product?**

The Sub-Fund promotes environmental and/or social characteristics through among others, replicating an Index integrating an environmental, social and governance ("ESG") rating.

The Index methodology is constructed using a "Best-in-class approach": best ranked companies are selected to construct the Index.

"Best-in-class" is an approach where leading or best-performing investments are selected within a universe, industry sector or class. Using such Best-in-class approach, the Index follows an extra-financial approach significantly engaging that permits the reduction by at least 20% of the initial investment universe (expressed in number of issuers).

**What sustainability indicators are used to measure the attainment of each of the environmental or social characteristics promoted by this financial product?**

The ISS ESG Corporate Rating is used to measure the attainment of each of the environmental and or social characteristic promoted by this financial product.

The ISS ESG Corporate Rating provides relevant and forward-looking environmental, social, and governance (ESG) data and performance assessments. Rooted in a holistic understanding of

materiality, companies are assessed against a standard set of universal ESG topics as well as additional industry-specific topics. The materiality approach covers both material sustainability risks as well as adverse impacts on society and the environment. Drawing on an overall pool of more than 700 indicators, ISS ESG applies approximately 100 social, environmental, and governance-related indicators per rated entity, covering topics such as employee matters, supply chain management, business ethics, corporate governance, environmental management, eco-efficiency, and others.

Differentiated weighting scenarios ensure that the topics most material for a given line of business/industry are duly taken into account. "Prime" status is granted to rated entities that are leaders in their respective industries and who meet demanding absolute performance expectations and are thus seen as well-positioned to manage critical ESG risks as well as capitalize on opportunities offered by transformations towards sustainable development.

The ESG Corporate Rating framework recognizes that environmental, social, and governance risks and impact differ by industry. The extent of industry-specific E, S, and G risks and impact defines the respective performance requirements, the distribution of weights between these rating dimensions, as well as the Prime threshold per sector. Companies in high risk and impact sectors such as oil and gas, for example, must demonstrate better performance in terms of their overall rating grade than those in low-risk sectors such as real estate to obtain the ISS ESG Prime status. More detailed on ISS ESG Corporate Rating can be found on the following link: <https://www.issgovernance.com/file/publications/methodology/Corporate-Rating-Methodology.pdf>

More precisely, The MDAX ESG+ index objective is to reflect the performance of the MDAX index while using ESG exclusion filters to remove at least 20% of the MDAX constituents. Companies that fail to meet norms-based screening, controversial weapons screening, minimum ESG ratings and a series of business activities screenings, as identified by ISS-ESG, as defined in the Index methodology, are excluded. If less than 20% of the components of the MDAX are excluded, the worst performing companies in terms of ESG Score, as defined in the Index methodology, are excluded. Removed companies are not replaced, therefore the MDAX ESG+ index will have fewer holdings than the parent MDAX index (MDAX focuses on midcap companies by tracking the performance of the 50 stocks which follow DAX companies in terms of free-float market capitalization).

The Index is constructed using a "Best-in-class approach": best ranked companies in each sector (in accordance with ISS-ESG) are selected to construct the Index. "Best-in-class" is an approach where leading or best-performing investments are selected within a universe, industry sector or class. Using such Best-in-class approach, the Subfund follows an extra-financial approach significantly engaging that permits the reduction by at least 20% of the initial investment universe (expressed in number of issuers). Limits of the extra-financial approach are mentioned in the Main Risks section of this prospectus. From the DAX index the following set of exclusions are applied:

1. ESG ratings: companies with ISS-ESG ESG ratings of D- or below are excluded from the Index;
2. Norms Based Screening: companies are assessed against their adherence to international norms (human right, labour standards, environmental protection, etc.) companies identified as red by ISS-ESG are excluded from the Index;
3. Controversial Weapons: companies should not involve in controversial weapons as identified by ISS-ESG. Companies which are involved in these activities (anti-personnel mines, biological weapons, nuclear weapons, etc.) are excluded from the Index;
4. Business Activities: companies which are involved in tobacco, thermal coal mining, thermal mining expansion, oil sands, arctic oil & gas exploration, nuclear power uranium, etc. may be excluded from the Index if their revenues exceed a % determined in the index rules of the Index.

● ***What are the objectives of the sustainable investments that the financial product partially intends to make and how does the sustainable investment contribute to such objectives?***

The objectives of the sustainable investments are to invest in investee companies that seek to meet two criteria:

- 1) follow best environmental and social practices; and

2) avoid making products or providing services that harm the environment and society.

In order for the investee company to be deemed to contribute to the above objective it must be a "best performer" within its sector of activity on at least one of its material environmental or social factors.

The definition of "best performer" relies on Amundi's proprietary ESG methodology which aims to measure the ESG performance of an investee company. In order to be considered a "best performer", an investee company must perform with the best top three rating (A, B or C, out of a rating scale going from A to G) within its sector on at least one material environmental or social factor. Material environmental and social factors are identified at a sector level. The identification of material factors is based on Amundi ESG analysis framework which combines extra-financial data and qualitative analysis of associated sector and sustainability themes. Factors identified as material result in a contribution of more than 10% to the overall ESG score. For energy sector for example, material factors are: emissions and energy, biodiversity and pollution, health and security, local communities and human rights. For a more complete overview of sectors and factors, please refer to the Amundi ESG Regulatory Statement available at [www.amundi.lu](http://www.amundi.lu)

To contribute to the above objectives, the investee company should not have significant exposure to activities (e.g. tobacco, weapons, gambling, coal, aviation, meat production, fertilizer and pesticide manufacturing, single-use plastic production) not compatible with such criteria.

The sustainable nature of an investment is assessed at investee company level.

By applying the Amundi's above described Sustainable Investment definition to the Index constituents of this passively managed ETF Product, Amundi has determined that this Product has the minimum proportion of sustainable investments stated in page 1 above. However, please note that Amundi Sustainable Investment definition is not implemented at the Index methodology level.

**Principal adverse impacts** are the most significant negative impact of investment decisions on sustainability factors relating to environmental, social and employee matters, respect for human rights, anti-corruption and anti-bribery matters.

● ***How do the sustainable investments that the financial product partially intends to make, not cause significant harm to any environmental or social sustainable investment objective?***

To ensure sustainable investments do no significant harm ('DNSH'), Amundi utilises two filters: The first DNSH test filter relies on monitoring the mandatory Principal Adverse Impacts indicators in Annex 1, Table 1 of the RTS where robust data is available (e.g. GHG intensity of investee companies) via a combination of indicators (e.g. carbon intensity) and specific thresholds or rules (e.g. that the investee company's carbon intensity does not belong to the last decile of the sector). Amundi already considers specific Principle Adverse Impacts within its exclusion policy as part of Amundi's Responsible Investment Policy. These exclusions, which apply on the top of the tests detailed above, cover the following topics: exclusions on controversial weapons, Violations of UN Global Compact principles, coal and tobacco. Beyond the specific sustainability factors covered in the first filter, Amundi has defined a second filter, which does not take the mandatory Principal Adverse Impact indicators above into account, in order to verify that the company does not badly perform from an overall environmental or social standpoint compared to other companies within its sector which corresponds to an environmental or social score superior or equal to E using Amundi's ESG rating.

***How have the indicators for adverse impacts on sustainability factors been taken into account?***

The indicators for adverse impacts have been taken into account as detailed in the first do not significant harm (DNSH) filter above:

The first DNSH filter relies on monitoring of mandatory Principal Adverse Impacts indicators in Annex 1, Table 1 of the RTS where robust data is available via the combination of following indicators and

specific thresholds or rules:

- Have a CO2 intensity which does not belong to the last decile compared to other companies within its sector (only applies to high intensity sectors), and
- Have a Board of Directors' diversity which does not belong to the last decile compared to other companies within its sector, and
- Be cleared of any controversy in relation to work conditions and human rights.
- Be cleared of any controversy in relation to biodiversity and pollution

Amundi already considers specific Principle Adverse Impacts within its exclusion policy as part of Amundi's Responsible Investment Policy. These exclusions, which apply on the top of the tests detailed above, cover the following topics: exclusions on controversial weapons, Violations of UN Global Compact principles, coal and tobacco.

*How are the sustainable investments aligned with the OECD Guidelines for Multinational Enterprises and the UN Guiding Principles on Business and Human Rights? Details:*

The OECD Guidelines for Multinational Enterprises and the UN Guiding Principles on Business and Human Rights are integrated into our ESG scoring methodology. Our proprietary ESG rating tool assesses issuers using available data from our data providers. For example the model has a dedicated criteria called "Community Involvement & Human Rights" which is applied to all sectors in addition to other human rights linked criteria including socially responsible supply chains, working conditions, and labor relations. Furthermore, we conduct controversy monitoring on a, at minimum, quarterly basis which includes companies identified for human rights violations. When controversies arise, analysts will evaluate the situation and apply a score to the controversy (using our proprietary scoring methodology) and determine the best course of action. Controversy scores are updated quarterly to track the trend and remediation efforts

*The EU Taxonomy sets out a "do not significantly harm" principle by which Taxonomy-aligned investments should not significantly harm EU Taxonomy objectives and is accompanied by specific EU criteria.*

The "do not significantly harm" principle applies only to those investments underlying the financial product that take into account the EU criteria for environmentally sustainable economic activities. The investments underlying the remaining portion of this financial product do not take into account the EU criteria for environmentally sustainable economic activities.

*Any other sustainable investments must also not significantly harm any environmental or social objectives.*



#### **Does this financial product consider principal adverse impacts on sustainability factors?**

**X** Yes, The Sub-Fund considers Principal Adverse Impacts as per Annex 1, Table 1 of the RTS applying to the Sub-Fund's strategy and relies on a combination of exclusion policies (normative and sectorial), engagement and voting approaches.

- Exclusion: Amundi has defined normative, activity-based and sector-based exclusion rules covering some of the key adverse sustainability indicators listed by the Disclosure Regulation.

- Engagement: Engagement is a continuous and purpose driven process aimed at influencing the activities or behavior of investee companies. The aim of engagement activities can fall into two

categories : to engage an issuer to improve the way it integrates the environmental and social dimension, to engage an issuer to improve its impact on environmental, social, and human rights-related or other sustainability matters that are material to society and the global economy.

- Vote: Amundi's voting policy responds to an holistic analysis of all the long-term issues that may influence value creation, including material ESG issues. For more information please refer to Amundi's Voting Policy.

- Controversies monitoring: Amundi has developed a controversy tracking system that relies on three external data providers to systematically track controversies and their level of severity. This quantitative approach is then enriched with an in-depth assessment of each severe controversy, led by ESG analysts and the periodic review of its evolution. This approach applies to all of Amundi's funds.

For any indication on how mandatory Principal Adverse Impact indicators are used, please refer to the Amundi ESG Regulatory Statement available at [www.amundi.lu](http://www.amundi.lu)

No



#### The Investment strategy guides

investment decisions based on factors such as investment objectives and risk tolerance.

#### Good

governance practices include sound management structures, employee relations, remuneration of staff and tax compliance.

### What investment strategy does this financial product follow?

The Sub-Fund tracks the performance of the MDAX ESG+ (NR) EUR Index(the Index), and minimizes the tracking error between the net asset value of the sub-fund and the performance of the Index.MDAX ESG+ (NR) EUR Index is an equity index based on the MDAX Index (the "Parent Index") representative of medium capitalization companies (mid-caps) in Germany from traditional sectors, including media, chemical, industry, and financial services and technology that follow the companies included in the MDAX in terms of market capitalization and order book turnover. The Index excludes companies whose products have negative social or environmental impacts, while overweighting companies with strong ESG Score.

For inclusion in the MDAX ESG+, only companies that are listed on a regulated market are considered. Furthermore, the companies must demonstrate that their legal or operational base is in Germany or they must generate the bulk of their trading turnover on the Frankfurt Stock Exchange and have their head office in an EU or EFTA Member State.

#### ● **What are the binding elements of the investment strategy used to select the investments to attain each of the environmental or social characteristics promoted by this financial product?**

This is a passively managed ETF. Its investment strategy is to replicate the Index while minimizing the related tracking error. The MDAX ESG+ index objective is to reflect the performance of the MDAX index while using ESG exclusion filters to remove at least 20% of the MDAX constituents. Companies that fail to meet norms-based screening, controversial weapons screening, minimum ESG ratings and a series of business activities screenings, as identified by ISS-ESG, as defined in the Index methodology, are excluded. If less than 20% of the components of the MDAX are excluded, the worst performing companies in terms of ESG Score, as defined in the Index methodology, are excluded. Removed companies are not replaced, therefore the MDAX ESG+ index will have fewer holdings than the parent MDAX index (MDAX focuses on midcap companies by tracking the performance of the 50 stocks which follow DAX companies in terms of free-float market capitalization).

The Index is constructed using a "Best-in-class approach": best ranked companies in each sector (in accordance with ISS-ESG) are selected to construct the Index. "Best-in-class" is an approach where leading or best-performing investments are selected within a universe, industry sector or class. Using such Best-in-class approach, the Subfund follows an extra-financial approach significantly engaging that permits the reduction by at least 20% of the initial investment universe (expressed in number of issuers). Limits of the extra-financial approach are mentioned in the Main Risks section of this prospectus. From the DAX index the following set of exclusions are applied:

1. ESG ratings: companies with ISS-ESG ESG ratings of D- or below are excluded from the Index;



2. Norms Based Screening: companies are assessed against their adherence to international norms (human right, labour standards, environmental protection, etc.) companies identified as red by ISS-ESG are excluded from the Index;

3. Controversial Weapons: companies should not involve in controversial weapons as indentified by ISS-ESG. Companies which are involved in these activies (anti-personnel mines, biological weapons, nuclear weapons, etc.) are excluded from the Index; 4. Busines Activities: companies which are involved in tobacco, thermal coal mining, thermal mining expansion, oil sands, arctic oil & gas exploration, nuclear power uranium, etc. may be excluded from the Index if their revenues exceed a % determined in the index rules of the Index.

The Product strategy is also relying on systematic exclusions policies (normative and sectorials) as further described in Amundi Responsible Investment policy.

● ***What is the committed minimum rate to reduce the scope of the investments considered prior to the application of that investment strategy?***

There is no committed minimum rate to reduce the scope of the investments considered prior to the application of that investment strategy.

● ***What is the policy to assess good governance practices of the investee companies?***

We rely on Amundi ESG scoring methodology. Amundi's ESG scoring is based on a proprietary ESG analysis framework, which accounts for 38 general and sector-specific criteria, including governance criteria. In the Governance dimension, we assess an issuer's ability to ensure an effective corporate governance framework that guarantees it will meet its long-term objectives (e.g. guaranteeing the issuer's value over the long term) The governance sub-criteria considered are: board structure, audit and control, remuneration, shareholders' rights, ethics, tax practices and ESG strategy

Amundi ESG Rating scale contains seven grades, ranging from A to G, where A is the best and G the worst rating. G-rated companies are excluded from our investment universe.



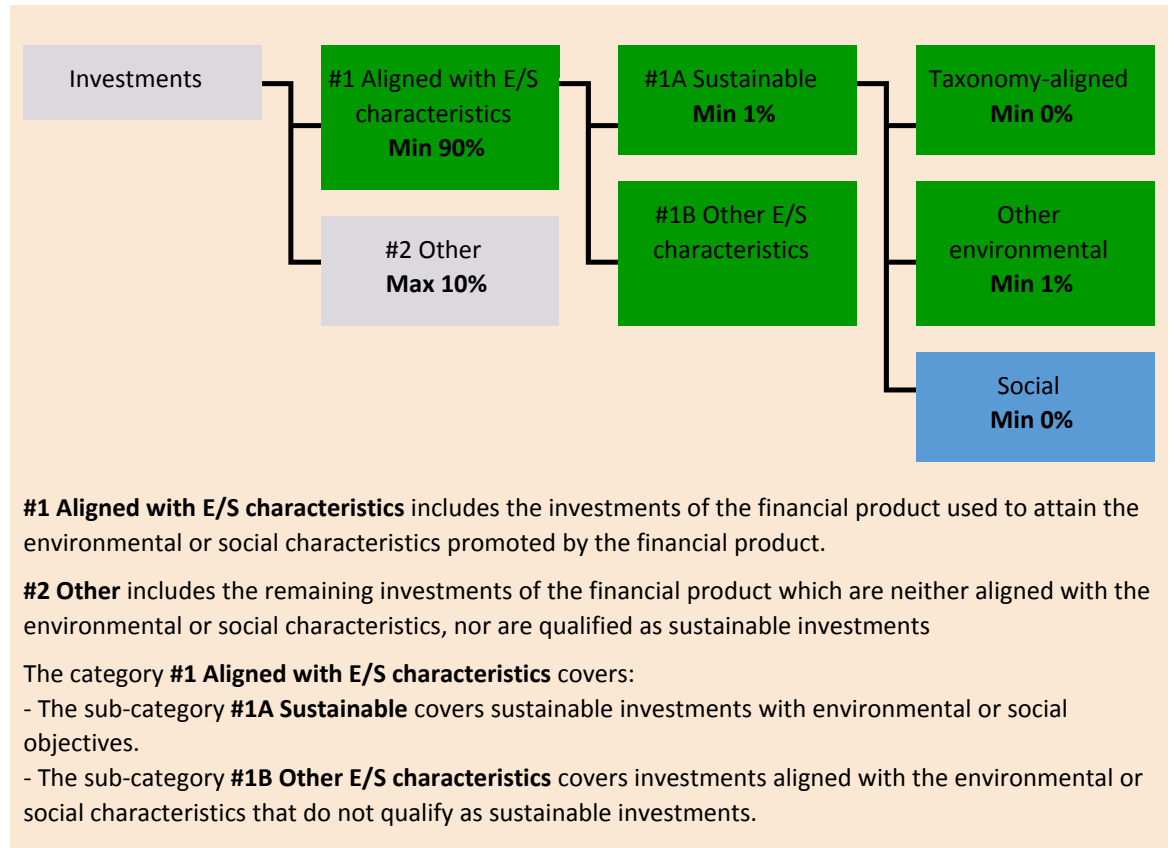
**Asset allocation** describes the share of investments in specific assets.

Taxonomy-aligned activities are expressed as a share of:

- **turnover** reflecting the share of revenue from green activities of investee companies
- **capital expenditure (CapEx)** showing the green investments made by investee companies, e.g. for a transition to a green economy.
- **operational expenditure (OpEx)** reflecting green operational activities of investee companies.

## What is the asset allocation planned for this financial product?

At least 90% of the Sub-Fund's securities and instruments will meet the promoted environmental or social characteristics in accordance with the binding elements of the Index methodology. Furthermore, the Sub-Fund commits to have a minimum of 1% of sustainable investments as per the below chart. Investments aligned with other E/S characteristics (#1B) will represent the difference between the actual proportion of investments aligned with environmental or social characteristics (#1) and the actual proportion of sustainable investments (#1A). The planned proportion of other environmental investment represents a minimum of 1% (i) and may change as the actual proportions of Taxonomy-aligned and/or Social investments increase.



## ● How does the use of derivatives attain the environmental or social characteristics promoted by the financial product?

Derivatives are not used to attain the environmental and social characteristics promoted by the Sub-Fund.

### Enabling activities

directly enable other activities to make a substantial contribution to an environmental objective.

### Transitional activities

are activities for which low-carbon alternatives are not yet available and among others have greenhouse gas emission levels corresponding to the best performance.



## To what minimum extent are sustainable investments with an environmental objective aligned with the EU Taxonomy?

The sub-fund currently has no minimum commitment to sustainable investments with an environmental objective aligned with the EU Taxonomy. The Sub-Fund does not commit to make taxonomy-compliant investments in fossil gas and/or nuclear energy as illustrated below. Nevertheless, as part of the investment strategy, it may invest in companies that are also active in these industries. Such investments may or may not be taxonomy aligned.

### Does the financial product invest in fossil gas and/or nuclear energy related activities that comply with the EU Taxonomy ?

- Yes :
- In fossil gas
  - In nuclear energy
- No

The two graphs below show in green the minimum percentage of investments that are aligned with the EU Taxonomy. As there is no appropriate methodology to determine the Taxonomy-alignment of sovereign bonds\*, the first graph shows the Taxonomy alignment in relation to all the investments of the financial product including sovereign bonds, while the second graph shows the Taxonomy alignment only in relation to the investments of the financial product other than sovereign bonds.

#### 1. Taxonomy-alignment of investments including sovereign bonds\*

- Taxonomy-aligned (no fossil gas and nuclear)
- Non Taxonomy-aligned



#### 2. Taxonomy-alignment of investments excluding sovereign bonds\*

- Taxonomy-aligned (no fossil gas and nuclear)
- Non Taxonomy-aligned



This graph represents 100% of the total investments.\*\*

\* For the purpose of these graphs, 'sovereigns bonds' consist of all sovereign exposures

\*\* This percentage is purely indicative and may vary.

### What is the minimum share of investments in transitional and enabling activities?

The funds has no minimum proportion of investment in transitional or enabling activities.



are sustainable investments with an environmental objective that **do not take into account the criteria** for environmentally sustainable economic activities under the EU Taxonomy.



**What is the minimum share of sustainable investments with an environmental objective that are not aligned with the EU Taxonomy?**

The Sub-Fund will have a minimum commitment of 1% of Sustainable Investments with an environmental objective as indicated in this Annex with no commitment on their alignment with the EU Taxonomy.



**What is the minimum share of socially sustainable investments?**

The Sub-Fund has no minimum share of socially sustainable investments.



**What investments are included under “#2 Other”, what is their purpose and are there any minimum environmental or social safeguards?**

Included in "#2 Other" are cash and instruments for the purpose of liquidity and portfolio risk management. It may also include ESG unrated securities for which data needed for the measurement of attainment of environmental or social characteristics is not available.



**Reference benchmarks** are indexes to measure whether the financial products attain the environmental or social characteristics that they promote.

**Is a specific index designated as a reference benchmark to determine whether this financial product is aligned with the environmental and/or social characteristics that it promotes?**

Yes, the Index has been designated as a reference benchmark to determine whether the Sub-Fund is aligned with the environmental and/or social characteristics that it promotes.

● **How is the reference benchmark continuously aligned with each of the environmental or social characteristics promoted by the financial product?**

According to applicable regulations to index sponsors (including BMR), index sponsors should define appropriate controls/diligence when defining and/or operating index methodologies of regulated indexes.

● **How is the alignment of the investment strategy with the methodology of the index ensured on a continuous basis?**

The investment objective of the Sub-Fund is to track both the upward and downward evolution of the Index, while minimising the difference between the return of the Sub-Fund and the return of the Index.

● **How does the designated index differ from a relevant broad market index?**

MDAX ESG+ (NR) EUR Index is an equity index based on the MDAX Index (the "Parent Index") representative of medium capitalization companies (mid-caps) in Germany from traditional sectors, including media, chemical, industry, and financial services and technology that follow the companies included in the MDAX in terms of market capitalization and order book turnover. The Index excludes companies whose products have negative social or environmental impacts, while overweighting companies with strong ESG Score.

For inclusion in the MDAX ESG+, only companies that are listed on a regulated market are considered. Furthermore, the companies must demonstrate that their legal or operational base is in Germany or they must generate the bulk of their trading turnover on the Frankfurt Stock Exchange and have their head office in an EU or EFTA Member State.

● **Where can the methodology used for the calculation of the designated index be found?**

Additional information concerning the Index underlying components are available on <https://www.stoxx.com/rulebooks>



**Where can I find more product specific information online?**

Additional information on the Sub-Fund can be found at [www.amundi.tf.com](http://www.amundi.tf.com).

**Disclaimer**

15/10/2023.

**Pre-contractual disclosure for the financial products referred to in Article 8, paragraphs 1, 2 and 2a, of Regulation (EU) 2019/2088 and Article 6, first paragraph, of Regulation (EU) 2020/852**

**Sustainable investment**

means an investment in an economic activity that contributes to an environmental or social objective, provided that the investment does not significantly harm any environmental or social objective and that the investee companies follow good governance practices.

The **EU Taxonomy** is a classification system laid down in Regulation (EU) 2020/852, establishing a list of **environmentally sustainable economic activities**. That Regulation does not lay down a list of socially sustainable economic activities. Sustainable investments with an environmental objective might be aligned with the Taxonomy or not.



**Sustainability**

**indicators** measure how the environmental or social characteristics promoted by the financial product are attained.

**Product name:**  
AMUNDI INDEX US CORP SRI

**Legal entity identifier:**  
549300JEQE3CM0S0ZJ51

**Environmental and/or social characteristics**

**Does this financial product have a sustainable investment objective?**

**Yes**    **No**

- It will make a minimum of **sustainable investments with an environmental objective: \_\_\_%**
  - in economic activities that qualify as environmentally sustainable under the EU Taxonomy
  - in economic activities that do not qualify as environmentally sustainable under the EU Taxonomy
- It will make a minimum of **sustainable investments with a social objective: \_\_\_%**
- It **promotes Environmental/Social (E/S) characteristics** and while it does not have as its objective a sustainable investment, it will have a minimum proportion of 15% of sustainable investments
  - with an environmental objective in economic activities that qualify as environmentally sustainable under the EU Taxonomy
  - with an environmental objective in economic activities that do not qualify as environmentally sustainable under the EU Taxonomy
  - with a social objective
- It promotes E/S characteristics, but **will not make any sustainable investments**

**What environmental and/or social characteristics are promoted by this financial product?**

The Sub-Fund promotes environmental and/or social characteristics through among others, replicating an Index integrating an environmental, social and governance ("ESG") rating.

The Index methodology is constructed using a "Best-in-class approach": best ranked companies are selected to construct the Index.

"Best-in-class" is an approach where leading or best-performing investments are selected within a universe, industry sector or class. Using such Best-in-class approach, the Index follows an extra-financial approach significantly engaging that permits the reduction by at least 20% of the initial investment universe (expressed in number of issuers).

**What sustainability indicators are used to measure the attainment of each of the environmental or social characteristics promoted by this financial product?**

The MSCI ESG Rating is used to measure the attainment of each of the environmental and or social characteristic promoted by this financial product.

MSCI ESG Rating methodology uses a rules-based methodology designed to measure a company's resilience to long-term, industry material ESG risks. It is based on extra-financial ESG key issues that

focus on the intersection between a company's core business and the industry-specific issues that may create significant risks and opportunities for the company. The ESG key issues are weighted according to impact and time horizon of the risk or opportunity. The ESG key issues include for instance, but are not limited to, water stress, carbon emissions, labor management or business ethics.

More detailed on MSCI ESG Rating can be found on the following link:

<https://www.msci.com/documents/1296102/21901542/ESG-Ratings-Methodology-Exec-Summary.pdf>

More details on MSCI ESG Controversy score can be found on the following link:

<https://www.msci.com/documents/1296102/14524248/MSCI+ESG+Research+Controversies+Executive+Summary+Methodology+-+July+2020.pdf/b0a2bb88-2360-1728-b70e-2f0a889b6bd4>

More precisely, Bloomberg MSCI US Corporate ESG Sustainability SRI Index (the "Index") applies the following filters:

1. Securities composing the Index must have an MSCI ESG rating of BBB or higher to be eligible.
2. Companies involved in business lines/activities\*: such as Alcohol, Tobacco, Gambling, Adult Entertainment, Genetically Modified organisms (GMO), Nuclear Power, Conventional and Controversial Weapons, Civilian Firearms, Thermal Coal or Fossil Fuels, as per the standard Bloomberg MSCI SRI screen, are excluded.
3. Companies with a "Red" MSCI ESG Impact Monitor score, which measures an issuer's involvement in major ESG controversies and how well they adhere to international norms and principles are excluded.

The remaining securities are weighted according to their total market capitalization, rescaled to maintain sector neutral allocation to its Parent Index. If after having applied the ESG filters, less than 20% of the total number of issuers in the eligible universe are excluded, then remaining issuers are ranked according to the following criteria:

- MSCI ESG Rating score (higher Ticker ESG Rating score preferred to remain in the index)
- MSCI ESG Controversies score (higher Ticker Controversies score preferred to remain in the index)

Then based on this ranking, issuers will be excluded from the index, until the number of excluded issuers is higher than 20% of the eligible universe total number of issuers.

\* For more information on the business lines/activities and the screen, please refer to the Index methodology available on [bloombergindices.com](http://bloombergindices.com)

● ***What are the objectives of the sustainable investments that the financial product partially intends to make and how does the sustainable investment contribute to such objectives?***

The objectives of the sustainable investments are to invest in investee companies that seek to meet two criteria:

- 1) follow best environmental and social practices; and
- 2) avoid making products or providing services that harm the environment and society.

In order for the investee company to be deemed to contribute to the above objective it must be a "best performer" within its sector of activity on at least one of its material environmental or social factors.

The definition of "best performer" relies on Amundi's proprietary ESG methodology which aims to measure the ESG performance of an investee company. In order to be considered a "best performer", an investee company must perform with the best top three rating (A, B or C, out of a rating scale going from A to G) within its sector on at least one material environmental or social factor. Material

environmental and social factors are identified at a sector level. The identification of material factors is based on Amundi ESG analysis framework which combines extra-financial data and qualitative analysis of associated sector and sustainability themes. Factors identified as material result in a contribution of more than 10% to the overall ESG score. For energy sector for example, material factors are: emissions and energy, biodiversity and pollution, health and security, local communities and human rights. For a more complete overview of sectors and factors, please refer to the Amundi ESG Regulatory Statement available at [www.amundi.lu](http://www.amundi.lu)

To contribute to the above objectives, the investee company should not have significant exposure to activities (e.g. tobacco, weapons, gambling, coal, aviation, meat production, fertilizer and pesticide manufacturing, single-use plastic production) not compatible with such criteria.

The sustainable nature of an investment is assessed at investee company level.

By applying the Amundi's above described Sustainable Investment definition to the Index constituents of this passively managed ETF Product, Amundi has determined that this Product has the minimum proportion of sustainable investments stated in page 1 above. However, please note that Amundi Sustainable Investment definition is not implemented at the Index methodology level.

**Principal adverse impacts** are the most significant negative impact of investment decisions on sustainability factors relating to environmental, social and employee matters, respect for human rights, anti-corruption and anti-bribery matters.

● ***How do the sustainable investments that the financial product partially intends to make, not cause significant harm to any environmental or social sustainable investment objective?***

To ensure sustainable investments do no significant harm ('DNSH'), Amundi utilises two filters:

The first DNSH test filter relies on monitoring the mandatory Principal Adverse Impacts indicators in Annex 1, Table 1 of the RTS where robust data is available (e.g. GHG intensity of investee companies) via a combination of indicators (e.g. carbon intensity) and specific thresholds or rules (e.g. that the investee company's carbon intensity does not belong to the last decile of the sector).

Amundi already considers specific Principle Adverse Impacts within its exclusion policy as part of Amundi's Responsible Investment Policy. These exclusions, which apply on the top of the tests detailed above, cover the following topics: exclusions on controversial weapons, Violations of UN Global Compact principles, coal and tobacco.

Beyond the specific sustainability factors covered in the first filter, Amundi has defined a second filter, which does not take the mandatory Principal Adverse Impact indicators above into account, in order to verify that the company does not badly perform from an overall environmental or social standpoint compared to other companies within its sector which corresponds to an environmental or social score superior or equal to E using Amundi's ESG rating.

***How have the indicators for adverse impacts on sustainability factors been taken into account?***

The indicators for adverse impacts have been taken into account as detailed in the first do not significant harm (DNSH) filter above:

The first DNSH filter relies on monitoring of mandatory Principal Adverse Impacts indicators in Annex 1, Table 1 of the RTS where robust data is available via the combination of following indicators and specific thresholds or rules:

- Have a CO2 intensity which does not belong to the last decile compared to other companies within its sector (only applies to high intensity sectors), and
- Have a Board of Directors' diversity which does not belong to the last decile compared to other companies within its sector, and
- Be cleared of any controversy in relation to work conditions and human rights.



- Be cleared of any controversy in relation to biodiversity and pollution

Amundi already considers specific Principle Adverse Impacts within its exclusion policy as part of Amundi's Responsible Investment Policy. These exclusions, which apply on the top of the tests detailed above, cover the following topics: exclusions on controversial weapons, Violations of UN Global Compact principles, coal and tobacco.

*How are the sustainable investments aligned with the OECD Guidelines for Multinational Enterprises and the UN Guiding Principles on Business and Human Rights? Details:*

The OECD Guidelines for Multinational Enterprises and the UN Guiding Principles on Business and Human Rights are integrated into our ESG scoring methodology. Our proprietary ESG rating tool assesses issuers using available data from our data providers. For example the model has a dedicated criteria called "Community Involvement & Human Rights" which is applied to all sectors in addition to other human rights linked criteria including socially responsible supply chains, working conditions, and labor relations. Furthermore, we conduct controversy monitoring on a, at minimum, quarterly basis which includes companies identified for human rights violations. When controversies arise, analysts will evaluate the situation and apply a score to the controversy (using our proprietary scoring methodology) and determine the best course of action. Controversy scores are updated quarterly to track the trend and remediation efforts

*The EU Taxonomy sets out a "do not significantly harm" principle by which Taxonomy-aligned investments should not significantly harm EU Taxonomy objectives and is accompanied by specific EU criteria.*

The "do not significantly harm" principle applies only to those investments underlying the financial product that take into account the EU criteria for environmentally sustainable economic activities. The investments underlying the remaining portion of this financial product do not take into account the EU criteria for environmentally sustainable economic activities.

*Any other sustainable investments must also not significantly harm any environmental or social objectives.*



### **Does this financial product consider principal adverse impacts on sustainability factors?**

**X** Yes, The Sub-Fund considers Principal Adverse Impacts as per Annex 1, Table 1 of the RTS applying to the Sub-Fund's strategy and relies on a combination of exclusion policies (normative and sectorial), engagement and voting approaches.

- Exclusion: Amundi has defined normative, activity-based and sector-based exclusion rules covering some of the key adverse sustainability indicators listed by the Disclosure Regulation.

- Engagement: Engagement is a continuous and purpose driven process aimed at influencing the activities or behavior of investee companies. The aim of engagement activities can fall into two categories : to engage an issuer to improve the way it integrates the environmental and social dimension, to engage an issuer to improve its impact on environmental, social, and human rights-related or other sustainability matters that are material to society and the global economy.

- Vote: Amundi's voting policy responds to an holistic analysis of all the long-term issues that may influence value creation, including material ESG issues. For more information please refer to Amundi's Voting Policy .

- Controversies monitoring: Amundi has developed a controversy tracking system that relies on three external data providers to systematically track controversies and their level of severity. This quantitative approach is then enriched with an in-depth assessment of each severe controversy, led by ESG analysts and the periodic review of its evolution. This approach applies to all of Amundi's funds.

For any indication on how mandatory Principal Adverse Impact indicators are used, please refer to the Amundi ESG Regulatory Statement available at [www.amundi.lu](http://www.amundi.lu)

No



### The Investment strategy guides

investment decisions based on factors such as investment objectives and risk tolerance.

### Good

governance practices include sound management structures, employee relations, remuneration of staff and tax compliance.

## What investment strategy does this financial product follow?

To track the performance of Bloomberg MSCI US Corporate ESG Sustainability SRI Index (the "Index"), and to minimize the tracking error between the net asset value of the sub-fund and the performance of the Index.

Bloomberg MSCI US Corporate ESG Sustainability SRI Index is a bond index representative of the corporate fixed-rate, investment grade, USD denominated securities that follows the rules of the Bloomberg US Aggregate Corporate Index (the "Parent Index") and applies sector and additional ESG criteria for security eligibility.

### ● **What are the binding elements of the investment strategy used to select the investments to attain each of the environmental or social characteristics promoted by this financial product?**

This is a passively managed ETF. Its investment strategy is to replicate the Index while minimizing the related tracking error.

Bloomberg MSCI US Corporate ESG Sustainability SRI Index (the "Index") applies the following filters:

1. Securities composing the Index must have an MSCI ESG rating of BBB or higher to be eligible.
2. Companies involved in business lines/activities\*: such as Alcohol, Tobacco, Gambling, Adult Entertainment, Genetically Modified organisms (GMO), Nuclear Power, Conventional and Controversial Weapons, Civilian Firearms, Thermal Coal or Fossil Fuels, as per the standard Bloomberg MSCI SRI screen, are excluded.
3. Companies with a "Red" MSCI ESG Impact Monitor score, which measures an issuer's involvement in major ESG controversies and how well they adhere to international norms and principles are excluded.

The remaining securities are weighted according to their total market capitalization, rescaled to maintain sector neutral allocation to its Parent Index. If after having applied the ESG filters, less than 20% of the total number of issuers in the eligible universe are excluded, then remaining issuers are ranked according to the following criteria:

- MSCI ESG Rating score (higher Ticker ESG Rating score preferred to remain in the index)
  - MSCI ESG Controversies score (higher Ticker Controversies score preferred to remain in the index)
- Then based on this ranking, issuers will be excluded from the index, until the number of excluded issuers is higher than 20% of the eligible universe total number of issuers.

\* For more information on the business lines/activities and the screen, please refer to the Index methodology available on [bloombergindices.com](http://bloombergindices.com)

The Product strategy is also relying on systematic exclusions policies (normative and sectorial) as

further described in Amundi Responsible Investment policy.

● ***What is the committed minimum rate to reduce the scope of the investments considered prior to the application of that investment strategy?***

There is no committed minimum rate to reduce the scope of the investments considered prior to the application of that investment strategy.

● ***What is the policy to assess good governance practices of the investee companies?***

We rely on Amundi ESG scoring methodology. Amundi's ESG scoring is based on a proprietary ESG analysis framework, which accounts for 38 general and sector-specific criteria, including governance criteria. In the Governance dimension, we assess an issuer's ability to ensure an effective corporate governance framework that guarantees it will meet its long-term objectives (e.g. guaranteeing the issuer's value over the long term) The governance sub-criteria considered are: board structure, audit and control, remuneration, shareholders' rights, ethics, tax practices and ESG strategy

Amundi ESG Rating scale contains seven grades, ranging from A to G, where A is the best and G the worst rating. G-rated companies are excluded from our investment universe.



**Asset allocation** describes the share of investments in specific assets.

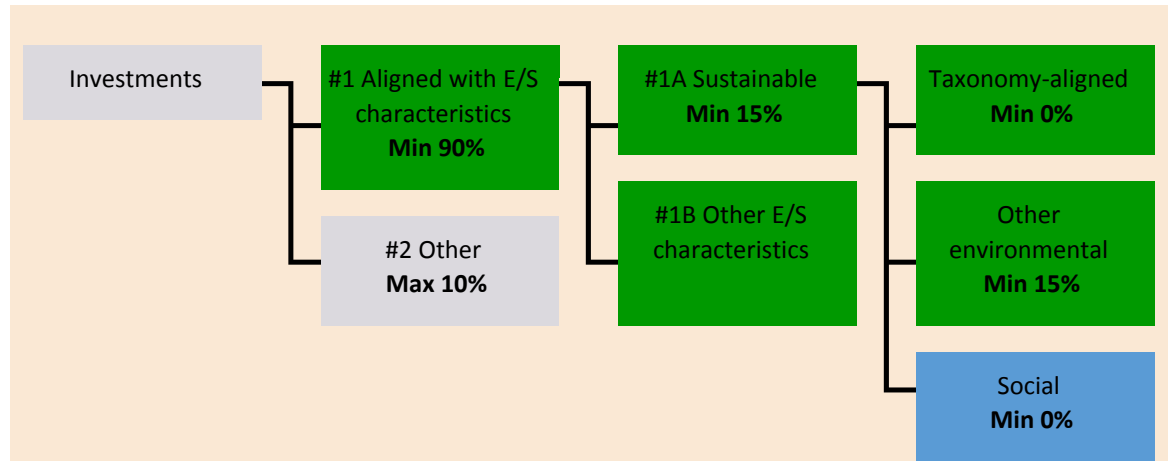
Taxonomy-aligned activities are expressed as a share of:

- **turnover** reflecting the share of revenue from green activities of investee companies
- **capital expenditure (CapEx)** showing the green investments made by investee companies, e.g. for a transition to a green economy.
- **operational expenditure (OpEx)** reflecting green operational activities of investee companies.

### What is the asset allocation planned for this financial product?

At least 90% of the Sub-Fund's securities and instruments will meet the promoted environmental or social characteristics in accordance with the binding elements of the Index methodology. Furthermore, the Sub-Fund commits to have a minimum of 15% of sustainable investments as per the below chart. Investments aligned with other E/S characteristics (#1B) will represent the difference between the actual proportion of investments aligned with environmental or social characteristics (#1) and the actual proportion of sustainable investments (#1A).

The planned proportion of other environmental investment represents a minimum of 15% (i) and may change as the actual proportions of Taxonomy-aligned and/or Social investments increase.



**#1 Aligned with E/S characteristics** includes the investments of the financial product used to attain the environmental or social characteristics promoted by the financial product.

**#2 Other** includes the remaining investments of the financial product which are neither aligned with the environmental or social characteristics, nor are qualified as sustainable investments

The category **#1 Aligned with E/S characteristics** covers:

- The sub-category **#1A Sustainable** covers sustainable investments with environmental or social objectives.
- The sub-category **#1B Other E/S characteristics** covers investments aligned with the environmental or social characteristics that do not qualify as sustainable investments.

### ● How does the use of derivatives attain the environmental or social characteristics promoted by the financial product?

Derivatives are not used to attain the environmental and social characteristics promoted by the Sub-Fund.

### Enabling activities

directly enable other activities to make a substantial contribution to an environmental objective.

### Transitional activities

are activities for which low-carbon alternatives are not yet available and among others have greenhouse gas emission levels corresponding to the best performance.



## To what minimum extent are sustainable investments with an environmental objective aligned with the EU Taxonomy?

The sub-fund currently has no minimum commitment to sustainable investments with an environmental objective aligned with the EU Taxonomy. The Sub-Fund does not commit to make taxonomy-compliant investments in fossil gas and/or nuclear energy as illustrated below. Nevertheless, as part of the investment strategy, it may invest in companies that are also active in these industries. Such investments may or may not be taxonomy aligned.

### Does the financial product invest in fossil gas and/or nuclear energy related activities that comply with the EU Taxonomy ?

Yes :

In fossil gas

In nuclear energy

No

The two graphs below show in green the minimum percentage of investments that are aligned with the EU Taxonomy. As there is no appropriate methodology to determine the Taxonomy-alignment of sovereign bonds\*, the first graph shows the Taxonomy alignment in relation to all the investments of the financial product including sovereign bonds, while the second graph shows the Taxonomy alignment only in relation to the investments of the financial product other than sovereign bonds.

#### 1. Taxonomy-alignment of investments including sovereign bonds\*

Taxonomy-aligned (no fossil gas and nuclear)

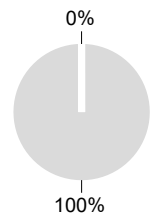
Non Taxonomy-aligned



#### 2. Taxonomy-alignment of investments excluding sovereign bonds\*

Taxonomy-aligned (no fossil gas and nuclear)

Non Taxonomy-aligned



This graph represents 100% of the total investments.\*\*

\* For the purpose of these graphs, 'sovereigns bonds' consist of all sovereign exposures

\*\* This percentage is purely indicative and may vary.

### What is the minimum share of investments in transitional and enabling activities?

The funds has no minimum proportion of investment in transitional or enabling activities.



are sustainable investments with an environmental objective that **do not take into account the criteria** for environmentally sustainable economic activities under the EU Taxonomy.



**What is the minimum share of sustainable investments with an environmental objective that are not aligned with the EU Taxonomy?**

The Sub-Fund will have a minimum commitment of 15% of Sustainable Investments with an environmental objective as indicated in this Annex with no commitment on their alignment with the EU Taxonomy.



**What is the minimum share of socially sustainable investments?**

The Sub-Fund has no minimum share of socially sustainable investments.



**What investments are included under “#2 Other”, what is their purpose and are there any minimum environmental or social safeguards?**

Included in "#2 Other" are cash and instruments for the purpose of liquidity and portfolio risk management. It may also include ESG unrated securities for which data needed for the measurement of attainment of environmental or social characteristics is not available.



**Reference benchmarks** are indexes to measure whether the financial products attain the environmental or social characteristics that they promote.

**Is a specific index designated as a reference benchmark to determine whether this financial product is aligned with the environmental and/or social characteristics that it promotes?**

Yes, the Index has been designated as a reference benchmark to determine whether the Sub-Fund is aligned with the environmental and/or social characteristics that it promotes.

● **How is the reference benchmark continuously aligned with each of the environmental or social characteristics promoted by the financial product?**

According to applicable regulations to index sponsors (including BMR), index sponsors should define appropriate controls/diligence when defining and/or operating index methodologies of regulated indexes.

● **How is the alignment of the investment strategy with the methodology of the index ensured on a continuous basis?**

The investment objective of the Sub-Fund is to track both the upward and downward evolution of the Index, while minimising the difference between the return of the Sub-Fund and the return of the Index.

● **How does the designated index differ from a relevant broad market index?**

Bloomberg MSCI US Corporate ESG Sustainability SRI Index is a bond index representative of the corporate fixed-rate, investment grade, USD denominated securities that follows the rules of the Bloomberg US Aggregate Corporate Index (the "Parent Index") and applies sector and additional ESG criteria for security eligibility.

● **Where can the methodology used for the calculation of the designated index be found?**

Additional information on the Index can be found at <https://www.bloomberg.com/professional/product/indices/bloomberg-fixed-income-indices/#/ucits>



**Where can I find more product specific information online?**

Additional information on the Sub-Fund can be found at [www.amundiETF.com](http://www.amundiETF.com).

**Disclaimer**

15/10/2023.

**Pre-contractual disclosure for the financial products referred to in Article 8, paragraphs 1, 2 and 2a, of Regulation (EU) 2019/2088 and Article 6, first paragraph, of Regulation (EU) 2020/852**

**Sustainable investment**

means an investment in an economic activity that contributes to an environmental or social objective, provided that the investment does not significantly harm any environmental or social objective and that the investee companies follow good governance practices.

The **EU Taxonomy** is a classification system laid down in Regulation (EU) 2020/852, establishing a list of **environmentally sustainable economic activities**. That Regulation does not lay down a list of socially sustainable economic activities. Sustainable investments with an environmental objective might be aligned with the Taxonomy or not.



**Sustainability**

**indicators** measure how the environmental or social characteristics promoted by the financial product are attained.

**Product name:**  
AMUNDI MSCI WORLD ESG UNIVERSAL SELECT

**Legal entity identifier:**  
2138002DTNQGWIYKRV03

**Environmental and/or social characteristics**

**Does this financial product have a sustainable investment objective?**

**Yes**   **X**  **No**

It will make a minimum of **sustainable investments with an environmental objective: \_\_\_%**

in economic activities that qualify as environmentally sustainable under the EU Taxonomy

in economic activities that do not qualify as environmentally sustainable under the EU Taxonomy

It will make a minimum of **sustainable investments with a social objective: \_\_\_%**

**It promotes Environmental/Social (E/S) characteristics** and while it does not have as its objective a sustainable investment, it will have a minimum proportion of 20% of sustainable investments

with an environmental objective in economic activities that qualify as environmentally sustainable under the EU Taxonomy

with an environmental objective in economic activities that do not qualify as environmentally sustainable under the EU Taxonomy

with a social objective

It promotes E/S characteristics, but **will not make any sustainable investments**

**What environmental and/or social characteristics are promoted by this financial product?**

The Sub-Fund promotes environmental and/or social characteristics through among others, replicating an Index integrating an environmental, social and governance ("ESG") rating.

The Index methodology is constructed using a tilted approach:

- the weight of best ranked companies based on their ESG rating will be overall positively tilted.
- the weight of worst ranked companies based on their ESG rating will be overall negatively tilted.

**What sustainability indicators are used to measure the attainment of each of the environmental or social characteristics promoted by this financial product?**

The MSCI ESG Rating is used to measure the attainment of each of the environmental and or social characteristic promoted by this financial product.

MSCI ESG Rating methodology uses a rules-based methodology designed to measure a company's resilience to long-term, industry material ESG risks. It is based on extra-financial ESG key issues that focus on the intersection between a company's core business and the industry-specific issues that may create significant risks and opportunities for the company. The ESG key issues are weighted according to impact and time horizon of the risk or opportunity. The ESG key issues include for instance, but are not limited to, water stress, carbon emissions, labor management or business ethics.



More detailed on MSCI ESG Rating can be found on the following link:

<https://www.msci.com/documents/1296102/21901542/ESG-Ratings-Methodology-Exec-Summary.pdf>

More details on MSCI ESG Controversy score can be found on the following link:

<https://www.msci.com/documents/1296102/14524248/MSCI+ESG+Research+Controversies+Executive+Summary+Methodology+-+July+2020.pdf/b0a2bb88-2360-1728-b70e-2f0a889b6bd4>

More precisely, MSCI WORLD ESG UNIVERSAL SELECT Index ("the Index") is defined by excluding securities from the Parent Index universe based on the following criteria:

1. Unrated companies: companies, which have not been assessed or rated by MSCI on the basis of their ESG credentials
2. Companies that, according to the methodology, have faced very severe controversies pertaining to ESG issues over the last three years
3. Companies involved in Controversial Weapons Businesses as defined by the methodology of the MSCI Ex-Controversial Weapons Indexes
4. Companies involved in thermal coal or tobacco production. Each company in the eligible universe is assigned a Combined ESG Score, which is calculated using:

(i) the MSCI security's current ESG rating score and,

(ii) the ESG rating Trend score defined as the change in the security's ESG rating over time.

This combined ESG score is then applied to re-weight the eligible securities in the Index.

● ***What are the objectives of the sustainable investments that the financial product partially intends to make and how does the sustainable investment contribute to such objectives?***

The objectives of the sustainable investments are to invest in investee companies that seek to meet two criteria:

- 1) follow best environmental and social practices; and
- 2) avoid making products or providing services that harm the environment and society.

In order for the investee company to be deemed to contribute to the above objective it must be a "best performer" within its sector of activity on at least one of its material environmental or social factors.

The definition of "best performer" relies on Amundi's proprietary ESG methodology which aims to measure the ESG performance of an investee company. In order to be considered a "best performer", an investee company must perform with the best top three rating (A, B or C, out of a rating scale going from A to G) within its sector on at least one material environmental or social factor. Material environmental and social factors are identified at a sector level. The identification of material factors is based on Amundi ESG analysis framework which combines extra-financial data and qualitative analysis of associated sector and sustainability themes. Factors identified as material result in a contribution of more than 10% to the overall ESG score. For energy sector for example, material factors are: emissions and energy, biodiversity and pollution, health and security, local communities and human rights. For a more complete overview of sectors and factors, please refer to the Amundi ESG Regulatory Statement available at [www.amundi.lu](http://www.amundi.lu)

To contribute to the above objectives, the investee company should not have significant exposure to activities (e.g. tobacco, weapons, gambling, coal, aviation, meat production, fertilizer and pesticide manufacturing, single-use plastic production) not compatible with such criteria.

The sustainable nature of an investment is assessed at investee company level.

By applying the Amundi's above described Sustainable Investment definition to the Index constituents of this passively managed ETF Product, Amundi has determined that this Product has the minimum proportion of sustainable investments stated in page 1 above. However, please note that Amundi Sustainable Investment definition is not implemented at the Index methodology level.

**Principal adverse impacts** are the most significant negative impact of investment decisions on sustainability factors relating to environmental, social and employee matters, respect for human rights, anti-corruption and anti-bribery matters.

● ***How do the sustainable investments that the financial product partially intends to make, not cause significant harm to any environmental or social sustainable investment objective?***

To ensure sustainable investments do no significant harm ('DNSH'), Amundi utilises two filters:

The first DNSH test filter relies on monitoring the mandatory Principal Adverse Impacts indicators in Annex 1, Table 1 of the RTS where robust data is available (e.g. GHG intensity of investee companies) via a combination of indicators (e.g. carbon intensity) and specific thresholds or rules (e.g. that the investee company's carbon intensity does not belong to the last decile of the sector).

Amundi already considers specific Principle Adverse Impacts within its exclusion policy as part of Amundi's Responsible Investment Policy. These exclusions, which apply on the top of the tests detailed above, cover the following topics: exclusions on controversial weapons, Violations of UN Global Compact principles, coal and tobacco.

Beyond the specific sustainability factors covered in the first filter, Amundi has defined a second filter, which does not take the mandatory Principal Adverse Impact indicators above into account, in order to verify that the company does not badly perform from an overall environmental or social standpoint compared to other companies within its sector which corresponds to an environmental or social score superior or equal to E using Amundi's ESG rating.

*How have the indicators for adverse impacts on sustainability factors been taken into account?*

The indicators for adverse impacts have been taken into account as detailed in the first do not significant harm (DNSH) filter above:

The first DNSH filter relies on monitoring of mandatory Principal Adverse Impacts indicators in Annex 1, Table 1 of the RTS where robust data is available via the combination of following indicators and specific thresholds or rules:

- Have a CO2 intensity which does not belong to the last decile compared to other companies within its sector (only applies to high intensity sectors), and
- Have a Board of Directors' diversity which does not belong to the last decile compared to other companies within its sector, and
- Be cleared of any controversy in relation to work conditions and human rights.
- Be cleared of any controversy in relation to biodiversity and pollution

Amundi already considers specific Principle Adverse Impacts within its exclusion policy as part of Amundi's Responsible Investment Policy. These exclusions, which apply on the top of the tests detailed above, cover the following topics: exclusions on controversial weapons, Violations of UN Global Compact principles, coal and tobacco.

*How are the sustainable investments aligned with the OECD Guidelines for Multinational Enterprises and the UN Guiding Principles on Business and Human Rights? Details:*

The OECD Guidelines for Multinational Enterprises and the UN Guiding Principles on Business and Human Rights are integrated into our ESG scoring methodology. Our proprietary ESG rating tool assesses issuers using available data from our data providers. For example the model has a dedicated criteria called "Community Involvement & Human Rights" which is applied to all sectors in addition to other human rights linked criteria including socially responsible supply chains, working conditions, and labor relations. Furthermore, we conduct controversy monitoring on a, at minimum, quarterly basis which includes companies identified for human rights violations. When controversies arise, analysts will evaluate the situation and apply a score to the controversy (using our proprietary scoring methodology) and determine the best course of action. Controversy scores are updated quarterly to track the trend and remediation efforts

*The EU Taxonomy sets out a "do not significantly harm" principle by which Taxonomy-aligned investments should not significantly harm EU Taxonomy objectives and is accompanied by specific EU criteria.*

The "do not significantly harm" principle applies only to those investments underlying the financial product that take into account the EU criteria for environmentally sustainable economic activities. The investments underlying the remaining portion of this financial product do not take into account the EU criteria for environmentally sustainable economic activities.

*Any other sustainable investments must also not significantly harm any environmental or social objectives.*



**Does this financial product consider principal adverse impacts on sustainability factors?**

**X** Yes, The Sub-Fund considers Principal Adverse Impacts as per Annex 1, Table 1 of the RTS applying to the Sub-Fund's strategy and relies on a combination of exclusion policies (normative and sectorial), engagement and voting approaches.

- Exclusion: Amundi has defined normative, activity-based and sector-based exclusion rules covering some of the key adverse sustainability indicators listed by the Disclosure Regulation.

- Engagement: Engagement is a continuous and purpose driven process aimed at influencing the activities or behavior of investee companies. The aim of engagement activities can fall into two categories : to engage an issuer to improve the way it integrates the environmental and social dimension, to engage an issuer to improve its impact on environmental, social, and human rights-related or other sustainability matters that are material to society and the global economy.

- Vote: Amundi's voting policy responds to an holistic analysis of all the long-term issues that may influence value creation, including material ESG issues. For more information please refer to Amundi's Voting Policy .

- Controversies monitoring: Amundi has developed a controversy tracking system that relies on three external data providers to systematically track controversies and their level of severity. This quantitative approach is then enriched with an in-depth assessment of each severe controversy, led by ESG analysts and the periodic review of its evolution. This approach applies to all of Amundi's funds.

For any indication on how mandatory Principal Adverse Impact indicators are used, please refer to the Amundi ESG Regulatory Statement available at [www.amundi.lu](http://www.amundi.lu)

No



**The Investment strategy** guides investment decisions based on factors such as investment objectives and risk tolerance.

**Good governance** practices include sound management structures, employee relations, remuneration of staff and tax compliance.

### What investment strategy does this financial product follow?

To track the performance of MSCI WORLD ESG UNIVERSAL SELECT Index ("the Index"), and to minimize the tracking error between the net asset value of the sub-fund and the performance of the Index

MSCI WORLD ESG UNIVERSAL SELECT is an equity index based on the MSCI World Index ("Parent Index"), representative of the large and mid-cap markets across 23 developed market countries.

The index aims to represent the performance of a strategy that increase the exposure compared to the Parent Index to companies with both a robust ESG profile as well as a positive trend in improving that ESG profile.

The methodology aims at adjusting the constituents' free-float market capitalisation weights based upon certain environmental, social and governance ("ESG") metrics.

● **What are the binding elements of the investment strategy used to select the investments to attain each of the environmental or social characteristics promoted by this financial product?**

This is a passively managed ETF. Its investment strategy is to replicate the Index while minimizing the related tracking error.

MSCI WORLD ESG UNIVERSAL SELECT Index ("the Index") is defined by excluding securities from the Parent Index universe based on the following criteria:

1. Unrated companies: companies, which have not been assessed or rated by MSCI on the basis of their ESG credentials
2. Companies that, according to the methodology, have faced very severe controversies pertaining to ESG issues over the last three years
3. Companies involved in Controversial Weapons Businesses as defined by the methodology of the MSCI Ex-Controversial Weapons Indexes
4. Companies involved in thermal coal or tobacco production. Each company in the eligible universe is assigned a Combined ESG Score, which is calculated using:
  - (i) the MSCI security's current ESG rating score and,
  - (ii) the ESG rating Trend score defined as the change in the security's ESG rating over time.

This combined ESG score is then applied to re-weight the eligible securities in the Index.

The Product strategy is also relying on systematic exclusions policies (normative and sectorial) as further described in Amundi Responsible Investment policy.

● **What is the committed minimum rate to reduce the scope of the investments considered prior to the application of that investment strategy?**

There is no committed minimum rate to reduce the scope of the investments considered prior to the application of that investment strategy.

● **What is the policy to assess good governance practices of the investee companies?**

We rely on Amundi ESG scoring methodology. Amundi's ESG scoring is based on a proprietary ESG analysis framework, which accounts for 38 general and sector-specific criteria, including governance criteria. In the Governance dimension, we assess an issuer's ability to ensure an effective corporate governance framework that guarantees it will meet its long-term objectives (e.g. guaranteeing the issuer's value over the long term) The governance sub-criteria considered are: board structure, audit and control, remuneration, shareholders' rights, ethics, tax practices and ESG strategy

Amundi ESG Rating scale contains seven grades, ranging from A to G, where A is the best and G the worst rating. G-rated companies are excluded from our investment universe.



**Asset allocation** describes the share of investments in specific assets.

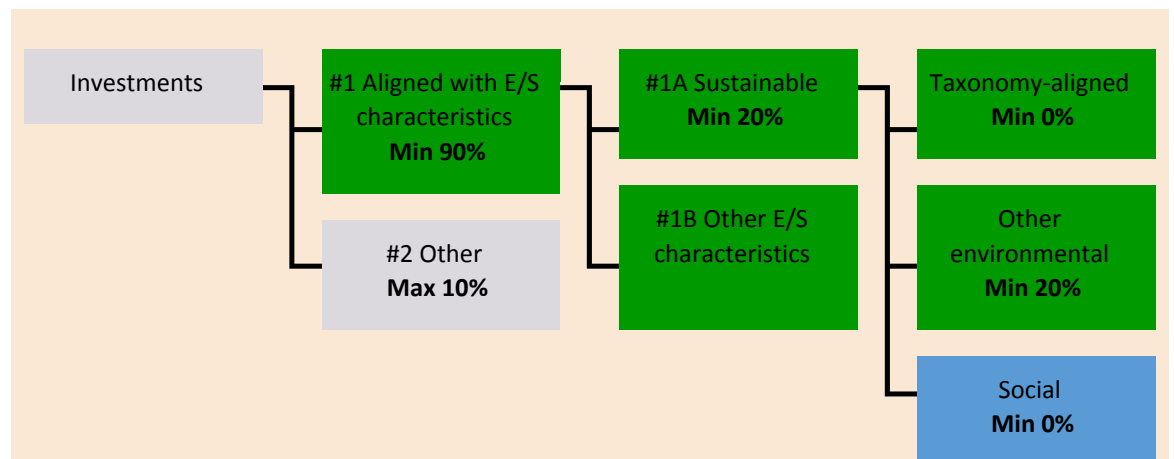
Taxonomy-aligned activities are expressed as a share of:

- **turnover** reflecting the share of revenue from green activities of investee companies
- **capital expenditure (CapEx)** showing the green investments made by investee companies, e.g. for a transition to a green economy.
- **operational expenditure (OpEx)** reflecting green operational activities of investee companies.

### What is the asset allocation planned for this financial product?

At least 90% of the Sub-Fund's securities and instruments will meet the promoted environmental or social characteristics in accordance with the binding elements of the Index methodology. Furthermore, the Sub-Fund commits to have a minimum of 20% of sustainable investments as per the below chart. Investments aligned with other E/S characteristics (#1B) will represent the difference between the actual proportion of investments aligned with environmental or social characteristics (#1) and the actual proportion of sustainable investments (#1A).

The planned proportion of other environmental investment represents a minimum of 20% (i) and may change as the actual proportions of Taxonomy-aligned and/or Social investments increase.



**#1 Aligned with E/S characteristics** includes the investments of the financial product used to attain the environmental or social characteristics promoted by the financial product.

**#2 Other** includes the remaining investments of the financial product which are neither aligned with the environmental or social characteristics, nor are qualified as sustainable investments

The category **#1 Aligned with E/S characteristics** covers:

- The sub-category **#1A Sustainable** covers sustainable investments with environmental or social objectives.
- The sub-category **#1B Other E/S characteristics** covers investments aligned with the environmental or social characteristics that do not qualify as sustainable investments.

### ● How does the use of derivatives attain the environmental or social characteristics promoted by the financial product?

Derivatives are not used to attain the environmental and social characteristics promoted by the Sub-Fund.

### Enabling activities

directly enable other activities to make a substantial contribution to an environmental objective.

### Transitional activities

are activities for which low-carbon alternatives are not yet available and among others have greenhouse gas emission levels corresponding to the best performance.



## To what minimum extent are sustainable investments with an environmental objective aligned with the EU Taxonomy?

The sub-fund currently has no minimum commitment to sustainable investments with an environmental objective aligned with the EU Taxonomy. The Sub-Fund does not commit to make taxonomy-compliant investments in fossil gas and/or nuclear energy as illustrated below. Nevertheless, as part of the investment strategy, it may invest in companies that are also active in these industries. Such investments may or may not be taxonomy aligned.

### Does the financial product invest in fossil gas and/or nuclear energy related activities that comply with the EU Taxonomy ?

Yes :

In fossil gas

In nuclear energy

No

The two graphs below show in green the minimum percentage of investments that are aligned with the EU Taxonomy. As there is no appropriate methodology to determine the Taxonomy-alignment of sovereign bonds\*, the first graph shows the Taxonomy alignment in relation to all the investments of the financial product including sovereign bonds, while the second graph shows the Taxonomy alignment only in relation to the investments of the financial product other than sovereign bonds.

#### 1. Taxonomy-alignment of investments including sovereign bonds\*

Taxonomy-aligned (no fossil gas and nuclear)

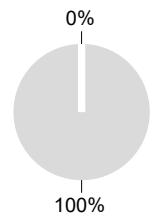
Non Taxonomy-aligned



#### 2. Taxonomy-alignment of investments excluding sovereign bonds\*

Taxonomy-aligned (no fossil gas and nuclear)

Non Taxonomy-aligned



This graph represents 100% of the total investments.\*\*

\* For the purpose of these graphs, 'sovereigns bonds' consist of all sovereign exposures

\*\* This percentage is purely indicative and may vary.

### What is the minimum share of investments in transitional and enabling activities?

The funds has no minimum proportion of investment in transitional or enabling activities.



are sustainable investments with an environmental objective that **do not take into account the criteria** for environmentally sustainable economic activities under the EU Taxonomy.



**What is the minimum share of sustainable investments with an environmental objective that are not aligned with the EU Taxonomy?**

The Sub-Fund will have a minimum commitment of 20% of Sustainable Investments with an environmental objective as indicated in this Annex with no commitment on their alignment with the EU Taxonomy.



**What is the minimum share of socially sustainable investments?**

The Sub-Fund has no minimum share of socially sustainable investments.



**What investments are included under “#2 Other”, what is their purpose and are there any minimum environmental or social safeguards?**

Included in “#2 Other” are cash and instruments for the purpose of liquidity and portfolio risk management. It may also include ESG unrated securities for which data needed for the measurement of attainment of environmental or social characteristics is not available.



**Reference benchmarks** are indexes to measure whether the financial products attain the environmental or social characteristics that they promote.

**Is a specific index designated as a reference benchmark to determine whether this financial product is aligned with the environmental and/or social characteristics that it promotes?**

Yes, the Index has been designated as a reference benchmark to determine whether the Sub-Fund is aligned with the environmental and/or social characteristics that it promotes.

● **How is the reference benchmark continuously aligned with each of the environmental or social characteristics promoted by the financial product?**

According to applicable regulations to index sponsors (including BMR), index sponsors should define appropriate controls/diligence when defining and/or operating index methodologies of regulated indexes.

● **How is the alignment of the investment strategy with the methodology of the index ensured on a continuous basis?**

The investment objective of the Sub-Fund is to track both the upward and downward evolution of the Index, while minimising the difference between the return of the Sub-Fund and the return of the Index.

● **How does the designated index differ from a relevant broad market index?**

MSCI WORLD ESG UNIVERSAL SELECT is an equity index based on the MSCI World Index ("Parent Index"), representative of the large and mid-cap markets across 23 developed market countries.

The index aims to represent the performance of a strategy that increase the exposure compared to the Parent Index to companies with both a robust ESG profile as well as a positive trend in improving that ESG profile.

The methodology aims at adjusting the constituents' free-float market capitalisation weights based upon certain environmental, social and governance ("ESG") metrics.

● **Where can the methodology used for the calculation of the designated index be found?**

Additional information on the Index can be found at <https://www.msci.com/index-methodology>



**Where can I find more product specific information online?**

Additional information on the Sub-Fund can be found at [www.amundi.tf.com](http://www.amundi.tf.com).

**Disclaimer**

15/10/2023.



**Pre-contractual disclosure for the financial products referred to in Article 8, paragraphs 1, 2 and 2a, of Regulation (EU) 2019/2088 and Article 6, first paragraph, of Regulation (EU) 2020/852**

**Sustainable investment**

means an investment in an economic activity that contributes to an environmental or social objective, provided that the investment does not significantly harm any environmental or social objective and that the investee companies follow good governance practices.

The **EU Taxonomy** is a classification system laid down in Regulation (EU) 2020/852, establishing a list of **environmentally sustainable economic activities**. That Regulation does not lay down a list of socially sustainable economic activities. Sustainable investments with an environmental objective might be aligned with the Taxonomy or not.



**Sustainability**

**indicators** measure how the environmental or social characteristics promoted by the financial product are attained.

**Product name:**  
AMUNDI MSCI EUROPE ESG UNIVERSAL SELECT

**Legal entity identifier:**  
213800RNWZ7POOYHT64

**Environmental and/or social characteristics**

**Does this financial product have a sustainable investment objective?**

**Yes**    **No**

It will make a minimum of **sustainable investments with an environmental objective: \_\_\_%**

in economic activities that qualify as environmentally sustainable under the EU Taxonomy

in economic activities that do not qualify as environmentally sustainable under the EU Taxonomy

It will make a minimum of **sustainable investments with a social objective: \_\_\_%**

**It promotes Environmental/Social (E/S) characteristics** and while it does not have as its objective a sustainable investment, it will have a minimum proportion of 30% of sustainable investments

with an environmental objective in economic activities that qualify as environmentally sustainable under the EU Taxonomy

with an environmental objective in economic activities that do not qualify as environmentally sustainable under the EU Taxonomy

with a social objective

It promotes E/S characteristics, but **will not make any sustainable investments**

**What environmental and/or social characteristics are promoted by this financial product?**

The Sub-Fund promotes environmental and/or social characteristics through among others, replicating an Index integrating an environmental, social and governance ("ESG") rating.

The Index methodology is constructed using a tilted approach:

- the weight of best ranked companies based on their ESG rating will be overall positively tilted.
- the weight of worst ranked companies based on their ESG rating will be overall negatively tilted.

**What sustainability indicators are used to measure the attainment of each of the environmental or social characteristics promoted by this financial product?**

The MSCI ESG Rating is used to measure the attainment of each of the environmental and or social characteristic promoted by this financial product.

MSCI ESG Rating methodology uses a rules-based methodology designed to measure a company's resilience to long-term, industry material ESG risks. It is based on extra-financial ESG key issues that focus on the intersection between a company's core business and the industry-specific issues that may create significant risks and opportunities for the company. The ESG key issues are weighted according to impact and time horizon of the risk or opportunity. The ESG key issues include for instance, but are not limited to, water stress, carbon emissions, labor management or business ethics.

More detailed on MSCI ESG Rating can be found on the following link:

<https://www.msci.com/documents/1296102/21901542/ESG-Ratings-Methodology-Exec-Summary.pdf>

More details on MSCI ESG Controversy score can be found on the following link:

<https://www.msci.com/documents/1296102/14524248/MSCI+ESG+Research+Controversies+Executive+Summary+Methodology+-+July+2020.pdf/b0a2bb88-2360-1728-b70e-2f0a889b6bd4>

More precisely, MSCI EUROPE ESG UNIVERSAL SELECT Index ("the Index") is defined by excluding securities from the Parent Index universe based on the following criteria:

1. Unrated companies: companies, which have not been assessed or rated by MSCI on the basis of their ESG credentials
2. Companies that, according to the methodology, have faced very severe controversies pertaining to ESG issues over the last three years
3. Companies involved in Controversial Weapons Businesses as defined by the methodology of the MSCI Ex-Controversial Weapons Indexes
4. Companies involved in thermal coal or tobacco production. Each company in the eligible universe is assigned a Combined ESG Score, which is calculated using:

(i) the MSCI security's current ESG rating score and,

(ii) the ESG rating Trend score defined as the change in the security's ESG rating over time.

This combined ESG score is then applied to re-weight the eligible securities in the Index.

● ***What are the objectives of the sustainable investments that the financial product partially intends to make and how does the sustainable investment contribute to such objectives?***

The objectives of the sustainable investments are to invest in investee companies that seek to meet two criteria:

- 1) follow best environmental and social practices; and
- 2) avoid making products or providing services that harm the environment and society.

In order for the investee company to be deemed to contribute to the above objective it must be a "best performer" within its sector of activity on at least one of its material environmental or social factors.

The definition of "best performer" relies on Amundi's proprietary ESG methodology which aims to measure the ESG performance of an investee company. In order to be considered a "best performer", an investee company must perform with the best top three rating (A, B or C, out of a rating scale going from A to G) within its sector on at least one material environmental or social factor. Material environmental and social factors are identified at a sector level. The identification of material factors is based on Amundi ESG analysis framework which combines extra-financial data and qualitative analysis of associated sector and sustainability themes. Factors identified as material result in a contribution of more than 10% to the overall ESG score. For energy sector for example, material factors are: emissions and energy, biodiversity and pollution, health and security, local communities and human rights. For a more complete overview of sectors and factors, please refer to the Amundi ESG Regulatory Statement available at [www.amundi.lu](http://www.amundi.lu)

To contribute to the above objectives, the investee company should not have significant exposure to activities (e.g. tobacco, weapons, gambling, coal, aviation, meat production, fertilizer and pesticide manufacturing, single-use plastic production) not compatible with such criteria.

The sustainable nature of an investment is assessed at investee company level.

By applying the Amundi's above described Sustainable Investment definition to the Index constituents of this passively managed ETF Product, Amundi has determined that this Product has the minimum proportion of sustainable investments stated in page 1 above. However, please note that Amundi Sustainable Investment definition is not implemented at the Index methodology level.

**Principal adverse impacts** are the most significant negative impact of investment decisions on sustainability factors relating to environmental, social and employee matters, respect for human rights, anti-corruption and anti-bribery matters.

● ***How do the sustainable investments that the financial product partially intends to make, not cause significant harm to any environmental or social sustainable investment objective?***

To ensure sustainable investments do no significant harm ('DNSH'), Amundi utilises two filters:

The first DNSH test filter relies on monitoring the mandatory Principal Adverse Impacts indicators in Annex 1, Table 1 of the RTS where robust data is available (e.g. GHG intensity of investee companies) via a combination of indicators (e.g. carbon intensity) and specific thresholds or rules (e.g. that the investee company's carbon intensity does not belong to the last decile of the sector).

Amundi already considers specific Principle Adverse Impacts within its exclusion policy as part of Amundi's Responsible Investment Policy. These exclusions, which apply on the top of the tests detailed above, cover the following topics: exclusions on controversial weapons, Violations of UN Global Compact principles, coal and tobacco.

Beyond the specific sustainability factors covered in the first filter, Amundi has defined a second filter, which does not take the mandatory Principal Adverse Impact indicators above into account, in order to verify that the company does not badly perform from an overall environmental or social standpoint compared to other companies within its sector which corresponds to an environmental or social score superior or equal to E using Amundi's ESG rating.

*How have the indicators for adverse impacts on sustainability factors been taken into account?*

The indicators for adverse impacts have been taken into account as detailed in the first do not significant harm (DNSH) filter above:

The first DNSH filter relies on monitoring of mandatory Principal Adverse Impacts indicators in Annex 1, Table 1 of the RTS where robust data is available via the combination of following indicators and specific thresholds or rules:

- Have a CO2 intensity which does not belong to the last decile compared to other companies within its sector (only applies to high intensity sectors), and
- Have a Board of Directors' diversity which does not belong to the last decile compared to other companies within its sector, and
- Be cleared of any controversy in relation to work conditions and human rights.
- Be cleared of any controversy in relation to biodiversity and pollution

Amundi already considers specific Principle Adverse Impacts within its exclusion policy as part of Amundi's Responsible Investment Policy. These exclusions, which apply on the top of the tests detailed above, cover the following topics: exclusions on controversial weapons, Violations of UN Global Compact principles, coal and tobacco.

*How are the sustainable investments aligned with the OECD Guidelines for Multinational Enterprises and the UN Guiding Principles on Business and Human Rights? Details:*

The OECD Guidelines for Multinational Enterprises and the UN Guiding Principles on Business and Human Rights are integrated into our ESG scoring methodology. Our proprietary ESG rating tool assesses issuers using available data from our data providers. For example the model has a dedicated criteria called "Community Involvement & Human Rights" which is applied to all sectors in addition to other human rights linked criteria including socially responsible supply chains, working conditions, and labor relations. Furthermore, we conduct controversy monitoring on a, at minimum, quarterly basis which includes companies identified for human rights violations. When controversies arise, analysts will evaluate the situation and apply a score to the controversy (using our proprietary scoring methodology) and determine the best course of action. Controversy scores are updated quarterly to track the trend and remediation efforts

*The EU Taxonomy sets out a "do not significantly harm" principle by which Taxonomy-aligned investments should not significantly harm EU Taxonomy objectives and is accompanied by specific EU criteria.*

The "do not significantly harm" principle applies only to those investments underlying the financial product that take into account the EU criteria for environmentally sustainable economic activities. The investments underlying the remaining portion of this financial product do not take into account the EU criteria for environmentally sustainable economic activities.

*Any other sustainable investments must also not significantly harm any environmental or social objectives.*



**Does this financial product consider principal adverse impacts on sustainability factors?**

**X** Yes, The Sub-Fund considers Principal Adverse Impacts as per Annex 1, Table 1 of the RTS applying to the Sub-Fund's strategy and relies on a combination of exclusion policies (normative and sectorial), engagement and voting approaches.

- Exclusion: Amundi has defined normative, activity-based and sector-based exclusion rules covering some of the key adverse sustainability indicators listed by the Disclosure Regulation.

- Engagement: Engagement is a continuous and purpose driven process aimed at influencing the activities or behavior of investee companies. The aim of engagement activities can fall into two categories : to engage an issuer to improve the way it integrates the environmental and social dimension, to engage an issuer to improve its impact on environmental, social, and human rights-related or other sustainability matters that are material to society and the global economy.

- Vote: Amundi's voting policy responds to an holistic analysis of all the long-term issues that may influence value creation, including material ESG issues. For more information please refer to Amundi's Voting Policy .

- Controversies monitoring: Amundi has developed a controversy tracking system that relies on three external data providers to systematically track controversies and their level of severity. This quantitative approach is then enriched with an in-depth assessment of each severe controversy, led by ESG analysts and the periodic review of its evolution. This approach applies to all of Amundi's funds.

For any indication on how mandatory Principal Adverse Impact indicators are used, please refer to the Amundi ESG Regulatory Statement available at [www.amundi.lu](http://www.amundi.lu)

No



**The Investment strategy** guides investment decisions based on factors such as investment objectives and risk tolerance.

**Good governance** practices include sound management structures, employee relations, remuneration of staff and tax compliance.

### What investment strategy does this financial product follow?

To track the performance of MSCI EUROPE ESG UNIVERSAL SELECT Index ("the Index"), and to minimize the tracking error between the net asset value of the sub-fund and the performance of the Index.

MSCI Europe ESG UNIVERSAL SELECT is an equity index based on the MSCI Europe Index ("Parent Index"), representative of the large and mid-cap securities of the 15 developed European countries.

The index aims to represent the performance of a strategy that increase the exposure compared to the Parent Index to companies with both a robust ESG profile as well as a positive trend in improving that ESG profile.

The methodology aims at adjusting the constituents' free-float market capitalisation weights based upon certain environmental, social and governance ("ESG") metrics.

● **What are the binding elements of the investment strategy used to select the investments to attain each of the environmental or social characteristics promoted by this financial product?**

This is a passively managed ETF. Its investment strategy is to replicate the Index while minimizing the related tracking error.

MSCI EUROPE ESG UNIVERSAL SELECT Index ("the Index") is defined by excluding securities from the Parent Index universe based on the following criteria:

1. Unrated companies: companies, which have not been assessed or rated by MSCI on the basis of their ESG credentials
2. Companies that, according to the methodology, have faced very severe controversies pertaining to ESG issues over the last three years
3. Companies involved in Controversial Weapons Businesses as defined by the methodology of the MSCI Ex-Controversial Weapons Indexes
4. Companies involved in thermal coal or tobacco production. Each company in the eligible universe is assigned a Combined ESG Score, which is calculated using:
  - (i) the MSCI security's current ESG rating score and,
  - (ii) the ESG rating Trend score defined as the change in the security's ESG rating over time.

This combined ESG score is then applied to re-weight the eligible securities in the Index.

The Product strategy is also relying on systematic exclusions policies (normative and sectorial) as further described in Amundi Responsible Investment policy.

● **What is the committed minimum rate to reduce the scope of the investments considered prior to the application of that investment strategy?**

There is no committed minimum rate to reduce the scope of the investments considered prior to the application of that investment strategy.

● **What is the policy to assess good governance practices of the investee companies?**

We rely on Amundi ESG scoring methodology. Amundi's ESG scoring is based on a proprietary ESG analysis framework, which accounts for 38 general and sector-specific criteria, including governance criteria. In the Governance dimension, we assess an issuer's ability to ensure an effective corporate governance framework that guarantees it will meet its long-term objectives (e.g. guaranteeing the issuer's value over the long term) The governance sub-criteria considered are: board structure, audit and control, remuneration, shareholders' rights, ethics, tax practices and ESG strategy

Amundi ESG Rating scale contains seven grades, ranging from A to G, where A is the best and G the worst rating. G-rated companies are excluded from our investment universe.



**Asset allocation** describes the share of investments in specific assets.

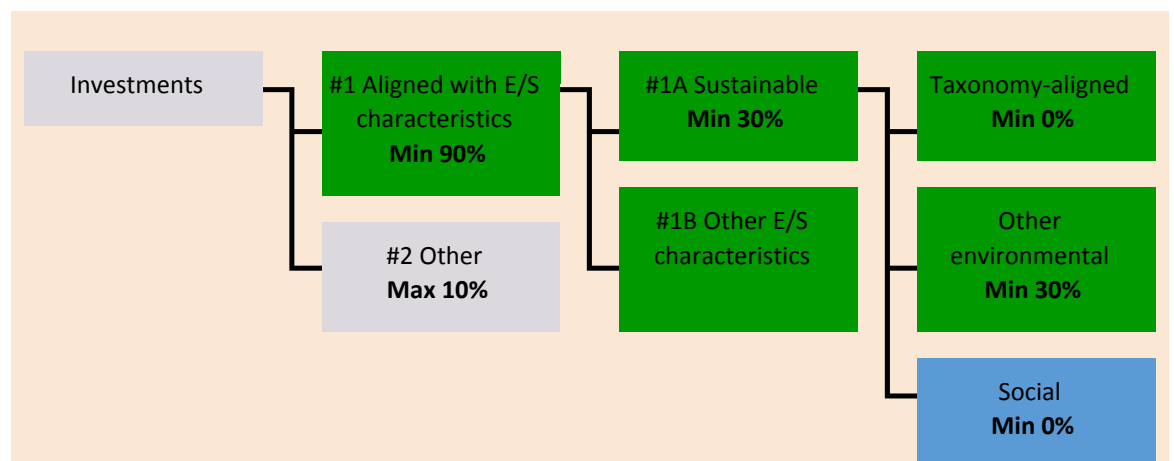
Taxonomy-aligned activities are expressed as a share of:

- **turnover** reflecting the share of revenue from green activities of investee companies
- **capital expenditure (CapEx)** showing the green investments made by investee companies, e.g. for a transition to a green economy.
- **operational expenditure (OpEx)** reflecting green operational activities of investee companies.

### What is the asset allocation planned for this financial product?

At least 90% of the Sub-Fund's securities and instruments will meet the promoted environmental or social characteristics in accordance with the binding elements of the Index methodology. Furthermore, the Sub-Fund commits to have a minimum of 30% of sustainable investments as per the below chart. Investments aligned with other E/S characteristics (#1B) will represent the difference between the actual proportion of investments aligned with environmental or social characteristics (#1) and the actual proportion of sustainable investments (#1A).

The planned proportion of other environmental investment represents a minimum of 30% (i) and may change as the actual proportions of Taxonomy-aligned and/or Social investments increase.



**#1 Aligned with E/S characteristics** includes the investments of the financial product used to attain the environmental or social characteristics promoted by the financial product.

**#2 Other** includes the remaining investments of the financial product which are neither aligned with the environmental or social characteristics, nor are qualified as sustainable investments

The category **#1 Aligned with E/S characteristics** covers:

- The sub-category **#1A Sustainable** covers sustainable investments with environmental or social objectives.
- The sub-category **#1B Other E/S characteristics** covers investments aligned with the environmental or social characteristics that do not qualify as sustainable investments.

### ● How does the use of derivatives attain the environmental or social characteristics promoted by the financial product?

Derivatives are not used to attain the environmental and social characteristics promoted by the Sub-Fund.

### Enabling activities

directly enable other activities to make a substantial contribution to an environmental objective.

### Transitional activities

are activities for which low-carbon alternatives are not yet available and among others have greenhouse gas emission levels corresponding to the best performance.



## To what minimum extent are sustainable investments with an environmental objective aligned with the EU Taxonomy?

The sub-fund currently has no minimum commitment to sustainable investments with an environmental objective aligned with the EU Taxonomy. The Sub-Fund does not commit to make taxonomy-compliant investments in fossil gas and/or nuclear energy as illustrated below. Nevertheless, as part of the investment strategy, it may invest in companies that are also active in these industries. Such investments may or may not be taxonomy aligned.

### Does the financial product invest in fossil gas and/or nuclear energy related activities that comply with the EU Taxonomy ?

Yes :

In fossil gas

In nuclear energy

No

The two graphs below show in green the minimum percentage of investments that are aligned with the EU Taxonomy. As there is no appropriate methodology to determine the Taxonomy-alignment of sovereign bonds\*, the first graph shows the Taxonomy alignment in relation to all the investments of the financial product including sovereign bonds, while the second graph shows the Taxonomy alignment only in relation to the investments of the financial product other than sovereign bonds.

#### 1. Taxonomy-alignment of investments including sovereign bonds\*

Taxonomy-aligned (no fossil gas and nuclear)

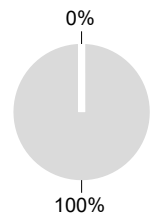
Non Taxonomy-aligned



#### 2. Taxonomy-alignment of investments excluding sovereign bonds\*

Taxonomy-aligned (no fossil gas and nuclear)

Non Taxonomy-aligned



This graph represents 100% of the total investments.\*\*

\* For the purpose of these graphs, 'sovereigns bonds' consist of all sovereign exposures

\*\* This percentage is purely indicative and may vary.

### What is the minimum share of investments in transitional and enabling activities?

The funds has no minimum proportion of investment in transitional or enabling activities.



are sustainable investments with an environmental objective that **do not take into account the criteria** for environmentally sustainable economic activities under the EU Taxonomy.



**What is the minimum share of sustainable investments with an environmental objective that are not aligned with the EU Taxonomy?**

The Sub-Fund will have a minimum commitment of 30% of Sustainable Investments with an environmental objective as indicated in this Annex with no commitment on their alignment with the EU Taxonomy.



**What is the minimum share of socially sustainable investments?**

The Sub-Fund has no minimum share of socially sustainable investments.



**What investments are included under “#2 Other”, what is their purpose and are there any minimum environmental or social safeguards?**

Included in "#2 Other" are cash and instruments for the purpose of liquidity and portfolio risk management. It may also include ESG unrated securities for which data needed for the measurement of attainment of environmental or social characteristics is not available.



**Reference benchmarks** are indexes to measure whether the financial products attain the environmental or social characteristics that they promote.

**Is a specific index designated as a reference benchmark to determine whether this financial product is aligned with the environmental and/or social characteristics that it promotes?**

Yes, the Index has been designated as a reference benchmark to determine whether the Sub-Fund is aligned with the environmental and/or social characteristics that it promotes.

● **How is the reference benchmark continuously aligned with each of the environmental or social characteristics promoted by the financial product?**

According to applicable regulations to index sponsors (including BMR), index sponsors should define appropriate controls/diligence when defining and/or operating index methodologies of regulated indexes.

● **How is the alignment of the investment strategy with the methodology of the index ensured on a continuous basis?**

The investment objective of the Sub-Fund is to track both the upward and downward evolution of the Index, while minimising the difference between the return of the Sub-Fund and the return of the Index.

● **How does the designated index differ from a relevant broad market index?**

MSCI Europe ESG UNIVERSAL SELECT is an equity index based on the MSCI Europe Index ("Parent Index"), representative of the large and mid-cap securities of the 15 developed European countries.

The index aims to represent the performance of a strategy that increase the exposure compared to the Parent Index to companies with both a robust ESG profile as well as a positive trend in improving that ESG profile.

The methodology aims at adjusting the constituents' free-float market capitalisation weights based upon certain environmental, social and governance ("ESG") metrics.

● **Where can the methodology used for the calculation of the designated index be found?**

Additional information on the Index can be found at <https://www.msci.com/index-methodology>





**Where can I find more product specific information online?**

Additional information on the Sub-Fund can be found at [www.amundiETF.com](http://www.amundiETF.com).

**Disclaimer**

15/10/2023.

**Pre-contractual disclosure for the financial products referred to in Article 8, paragraphs 1, 2 and 2a, of Regulation (EU) 2019/2088 and Article 6, first paragraph, of Regulation (EU) 2020/852**

**Sustainable investment**

means an investment in an economic activity that contributes to an environmental or social objective, provided that the investment does not significantly harm any environmental or social objective and that the investee companies follow good governance practices.

The **EU Taxonomy** is a classification system laid down in Regulation (EU) 2020/852, establishing a list of **environmentally sustainable economic activities**. That Regulation does not lay down a list of socially sustainable economic activities. Sustainable investments with an environmental objective might be aligned with the Taxonomy or not.



**Sustainability**

**indicators** measure how the environmental or social characteristics promoted by the financial product are attained.

**Product name:**  
AMUNDI INDEX MSCI EUROPE ESG BROAD CTB

**Legal entity identifier:**  
5493000LLOOP2JUYI637

**Environmental and/or social characteristics**

**Does this financial product have a sustainable investment objective?**

**Yes**    **X No**

<input type="checkbox"/> It will make a minimum of <b>sustainable investments with an environmental objective: ___%</b>	<input checked="" type="checkbox"/> It <b>promotes Environmental/Social (E/S) characteristics</b> and while it does not have as its objective a sustainable investment, it will have a minimum proportion of 30% of sustainable investments
<input type="checkbox"/> in economic activities that qualify as environmentally sustainable under the EU Taxonomy	<input type="checkbox"/> with an environmental objective in economic activities that qualify as environmentally sustainable under the EU Taxonomy
<input type="checkbox"/> in economic activities that do not qualify as environmentally sustainable under the EU Taxonomy	<input checked="" type="checkbox"/> with an environmental objective in economic activities that do not qualify as environmentally sustainable under the EU Taxonomy
<input type="checkbox"/> It will make a minimum of <b>sustainable investments with a social objective: ___%</b>	<input type="checkbox"/> with a social objective
<input type="checkbox"/> It promotes <b>sustainable investments with a social objective: ___%</b>	<input type="checkbox"/> It promotes E/S characteristics, but <b>will not make any sustainable investments</b>

**What environmental and/or social characteristics are promoted by this financial product?**

The Sub-Fund promotes environmental and/or social characteristics through among others, replicating an Index that is meeting the minimum standards for EU Climate Transition Benchmarks (EU CTBs) under Regulation (EU) 2019/2089 amending Regulation (EU) 2016/1011. The law proposes the definitions of minimum standards for the methodology of any 'EU Climate Transition' benchmark indices that would be aligned with the objectives of the Paris Agreement. The Index methodology align with certain criteria such as:

- A minimum reduction in Greenhouse Gas (GHG) intensity relative to Parent Index of 30%.
- A minimum self-decarbonization rate of GHG emissions intensity in accordance with the trajectory implied by Intergovernmental Panel on Climate Change's (IPCC) most ambitious 1.5°C scenario, equating to at least 7% GHG intensity reduction on average per annum.

**What sustainability indicators are used to measure the attainment of each of the environmental or social characteristics promoted by this financial product?**

The weighted average greenhouse gas (GHG) intensity (the "WACI") is used to measure the attainment of each of the environmental or social characteristics promoted by this financial product.

The WACI is the weighted average of the Index components' greenhouse gas (GHG) emissions

(expressed in tCO<sub>2</sub>) divided by the enterprise value including cash.

The GHG emissions are divided into Scope 1, Scope 2, and Scope 3 emissions.

- Scope 1 emissions: those from sources owned or controlled by the company.
- Scope 2 emissions: those caused by the generation of electricity purchased by the company.
- Scope 3 emissions: include all other indirect emissions that occur in a company's value chain.

More precisely, MSCI Europe ESG Broad CTB Select Index (the "Index") is constructed by applying a combination of values based exclusions and an optimization process to increase the ESG score compared to the Parent Index and to meet the EU Climate Transition Benchmark (EU CTB) regulation minimum requirements while targeting a similar risk profile to the Parent Index.

First, securities of companies involved in business activities as per MSCI ESG Research including Nuclear Weapons, Tobacco, Controversial Weapons, Oil Sands, Thermal Coal and/or Unconventional Oil & Gas including Arctic Drilling are excluded, together with companies rated as 'Red Flag' MSCI ESG controversies and 'Environmental Orange Flag' controversies.

Second, MSCI applies on the remaining investment universe an optimization aimed at maximizing the average MSCI ESG Score of this universe while complying with the following constraints:

1. Compliance with the EU CTB regulation minimum requirements on carbon footprint reduction
  - Carbon footprint reduction of 30% compared to the Parent Index
  - Annual reduction of 7% of carbon footprint
2. Minimum allocation to "High Climate Impact Sector" as high as in the Parent Index
3. Targeting an ex ante tracking-error level of 0.75%

In the case where the three constraints are not compatible, MSCI will relax the constraints and notably increase the ex-ante tracking-error level by 0.1% incremental steps.

● ***What are the objectives of the sustainable investments that the financial product partially intends to make and how does the sustainable investment contribute to such objectives?***

The objectives of the sustainable investments are to invest in investee companies that seek to meet two criteria:

- 1) follow best environmental and social practices; and
- 2) avoid making products or providing services that harm the environment and society.

In order for the investee company to be deemed to contribute to the above objective it must be a "best performer" within its sector of activity on at least one of its material environmental or social factors.

The definition of "best performer" relies on Amundi's proprietary ESG methodology which aims to measure the ESG performance of an investee company. In order to be considered a "best performer", an investee company must perform with the best top three rating (A, B or C, out of a rating scale going from A to G) within its sector on at least one material environmental or social factor. Material environmental and social factors are identified at a sector level. The identification of material factors is based on Amundi ESG analysis framework which combines extra-financial data and qualitative analysis of associated sector and sustainability themes. Factors identified as material result in a contribution of more than 10% to the overall ESG score. For energy sector for example, material factors are: emissions and energy, biodiversity and pollution, health and security, local communities and human rights. For a more complete overview of sectors and factors, please refer to the Amundi ESG Regulatory Statement available at [www.amundi.lu](http://www.amundi.lu)

To contribute to the above objectives, the investee company should not have significant exposure to activities (e.g. tobacco, weapons, gambling, coal, aviation, meat production, fertilizer and pesticide manufacturing, single-use plastic production) not compatible with such criteria.

The sustainable nature of an investment is assessed at investee company level.

By applying the Amundi's above described Sustainable Investment definition to the Index constituents of this passively managed ETF Product, Amundi has determined that this Product has the minimum proportion of sustainable investments stated in page 1 above. However, please note that Amundi Sustainable Investment definition is not implemented at the Index methodology level.

**Principal adverse impacts** are the most significant negative impact of investment decisions on sustainability factors relating to environmental, social and employee matters, respect for human rights, anti-corruption and anti-bribery matters.

● ***How do the sustainable investments that the financial product partially intends to make, not cause significant harm to any environmental or social sustainable investment objective?***

To ensure sustainable investments do no significant harm ('DNSH'), Amundi utilises two filters:

The first DNSH test filter relies on monitoring the mandatory Principal Adverse Impacts indicators in Annex 1, Table 1 of the RTS where robust data is available (e.g. GHG intensity of investee companies) via a combination of indicators (e.g. carbon intensity) and specific thresholds or rules (e.g. that the investee company's carbon intensity does not belong to the last decile of the sector).

Amundi already considers specific Principle Adverse Impacts within its exclusion policy as part of Amundi's Responsible Investment Policy. These exclusions, which apply on the top of the tests detailed above, cover the following topics: exclusions on controversial weapons, Violations of UN Global Compact principles, coal and tobacco.

Beyond the specific sustainability factors covered in the first filter, Amundi has defined a second filter, which does not take the mandatory Principal Adverse Impact indicators above into account, in order to verify that the company does not badly perform from an overall environmental or social standpoint compared to other companies within its sector which corresponds to an environmental or social score superior or equal to E using Amundi's ESG rating.

*How have the indicators for adverse impacts on sustainability factors been taken into account?*

The indicators for adverse impacts have been taken into account as detailed in the first do not significant harm (DNSH) filter above:

The first DNSH filter relies on monitoring of mandatory Principal Adverse Impacts indicators in Annex 1, Table 1 of the RTS where robust data is available via the combination of following indicators and specific thresholds or rules:

- Have a CO2 intensity which does not belong to the last decile compared to other companies within its sector (only applies to high intensity sectors), and
- Have a Board of Directors' diversity which does not belong to the last decile compared to other companies within its sector, and
- Be cleared of any controversy in relation to work conditions and human rights.
- Be cleared of any controversy in relation to biodiversity and pollution

Amundi already considers specific Principle Adverse Impacts within its exclusion policy as part of Amundi's Responsible Investment Policy. These exclusions, which apply on the top of the tests detailed above, cover the following topics: exclusions on controversial weapons, Violations of UN Global Compact principles, coal and tobacco.

*How are the sustainable investments aligned with the OECD Guidelines for Multinational Enterprises and the UN Guiding Principles on Business and Human Rights? Details:*

The OECD Guidelines for Multinational Enterprises and the UN Guiding Principles on Business and Human Rights are integrated into our ESG scoring methodology. Our proprietary ESG rating tool assesses issuers using available data from our data providers. For example the model has a dedicated criteria called "Community Involvement & Human Rights" which is applied to all sectors in addition to other human rights linked criteria including socially responsible supply chains, working conditions, and labor relations. Furthermore, we conduct controversy monitoring on a, at minimum, quarterly basis which includes companies identified for human rights violations. When controversies arise, analysts will evaluate the situation and apply a score to the controversy (using our proprietary scoring methodology) and determine the best course of action. Controversy scores are updated quarterly to track the trend and remediation efforts

*The EU Taxonomy sets out a "do not significantly harm" principle by which Taxonomy-aligned investments should not significantly harm EU Taxonomy objectives and is accompanied by specific EU criteria.*

The "do not significantly harm" principle applies only to those investments underlying the financial product that take into account the EU criteria for environmentally sustainable economic activities. The investments underlying the remaining portion of this financial product do not take into account the EU criteria for environmentally sustainable economic activities.

*Any other sustainable investments must also not significantly harm any environmental or social objectives.*



**Does this financial product consider principal adverse impacts on sustainability factors?**

**X** Yes, The Sub-Fund considers Principal Adverse Impacts as per Annex 1, Table 1 of the RTS applying to the Sub-Fund's strategy and relies on a combination of exclusion policies (normative and sectorial), engagement and voting approaches.

- Exclusion: Amundi has defined normative, activity-based and sector-based exclusion rules covering some of the key adverse sustainability indicators listed by the Disclosure Regulation.

- Engagement: Engagement is a continuous and purpose driven process aimed at influencing the activities or behavior of investee companies. The aim of engagement activities can fall into two categories : to engage an issuer to improve the way it integrates the environmental and social dimension, to engage an issuer to improve its impact on environmental, social, and human rights-related or other sustainability matters that are material to society and the global economy.

- Vote: Amundi's voting policy responds to an holistic analysis of all the long-term issues that may influence value creation, including material ESG issues. For more information please refer to Amundi's Voting Policy .

- Controversies monitoring: Amundi has developed a controversy tracking system that relies on three external data providers to systematically track controversies and their level of severity. This quantitative approach is then enriched with an in-depth assessment of each severe controversy, led by ESG analysts and the periodic review of its evolution. This approach applies to all of Amundi's funds.

For any indication on how mandatory Principal Adverse Impact indicators are used, please refer to the Amundi ESG Regulatory Statement available at [www.amundi.lu](http://www.amundi.lu)

No



### The Investment strategy guides

investment decisions based on factors such as investment objectives and risk tolerance.

### Good governance practices

include sound management structures, employee relations, remuneration of staff and tax compliance.

## What investment strategy does this financial product follow?

The Sub-Fund tracks the performance of the MSCI Europe ESG Broad CTB Select Index (the "Index"), and minimizes the tracking error between the net asset value of the sub-fund and the performance of the Index.

MSCI Europe ESG Broad CTB Select Index is an equity index based on the MSCI Europe Index representative of the large and mid-cap securities across developed markets countries in Europe (the "Parent Index"). The Index excludes companies whose products have negative social or environmental impacts, while overweighting companies with strong ESG Score. Additionally, the Index aims to represent the performance of a strategy that reweights securities based upon the opportunities and risks associated with the climate transition to meet the EU Climate Transition Benchmark (EU CTB) regulation minimum requirements.

### ● **What are the binding elements of the investment strategy used to select the investments to attain each of the environmental or social characteristics promoted by this financial product?**

This is a passively managed ETF. Its investment strategy is to replicate the Index while minimizing the related tracking error.

MSCI Europe ESG Broad CTB Select Index (the "Index") is constructed by applying a combination of values based exclusions and an optimization process to increase the ESG score compared to the Parent Index and to meet the EU Climate Transition Benchmark (EU CTB) regulation minimum requirements while targeting a similar risk profile to the Parent Index.

First, securities of companies involved in business activities as per MSCI ESG Research including Nuclear Weapons, Tobacco, Controversial Weapons, Oil Sands, Thermal Coal and/or Unconventional Oil & Gas including Arctic Drilling are excluded, together with companies rated as 'Red Flag' MSCI ESG controversies and 'Environmental Orange Flag' controversies.

Second, MSCI applies on the remaining investment universe an optimization aimed at maximizing the average MSCI ESG Score of this universe while complying with the following constraints:

1. Compliance with the EU CTB regulation minimum requirements on carbon footprint reduction
  - Carbon footprint reduction of 30% compared to the Parent Index
  - Annual reduction of 7% of carbon footprint
2. Minimum allocation to "High Climate Impact Sector" as high as in the Parent Index
3. Targeting an ex ante tracking-error level of 0.75%

In the case where the three constraints are not compatible, MSCI will relax the constraints and notably increase the ex-ante tracking-error level by 0.1% incremental steps.

The Product strategy is also relying on systematic exclusions policies (normative and sectorial) as further described in Amundi Responsible Investment policy.

### ● **What is the committed minimum rate to reduce the scope of the investments considered prior to the application of that investment strategy?**

There is no committed minimum rate to reduce the scope of the investments considered prior to the application of that investment strategy.

● **What is the policy to assess good governance practices of the investee companies?**

We rely on Amundi ESG scoring methodology. Amundi's ESG scoring is based on a proprietary ESG analysis framework, which accounts for 38 general and sector-specific criteria, including governance criteria. In the Governance dimension, we assess an issuer's ability to ensure an effective corporate governance framework that guarantees it will meet its long-term objectives (e.g. guaranteeing the issuer's value over the long term) The governance sub-criteria considered are: board structure, audit and control, remuneration, shareholders' rights, ethics, tax practices and ESG strategy

Amundi ESG Rating scale contains seven grades, ranging from A to G, where A is the best and G the worst rating. G-rated companies are excluded from our investment universe.



**Asset allocation** describes the share of investments in specific assets.

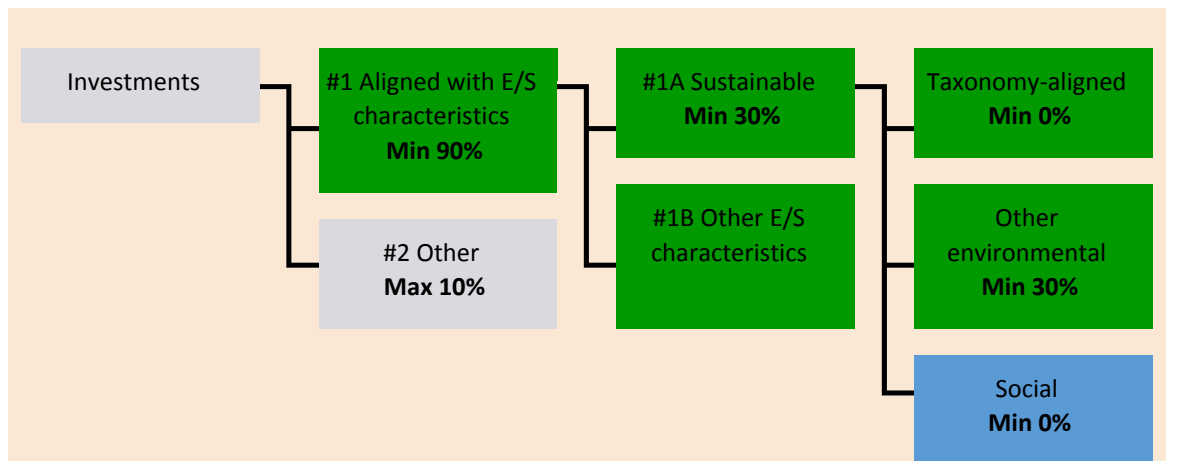
Taxonomy-aligned activities are expressed as a share of:

- **turnover** reflecting the share of revenue from green activities of investee companies
- **capital expenditure (CapEx)** showing the green investments made by investee companies, e.g. for a transition to a green economy.
- **operational expenditure (OpEx)** reflecting green operational activities of investee companies.

**What is the asset allocation planned for this financial product?**

At least 90% of the Sub-Fund's securities and instruments will meet the promoted environmental or social characteristics in accordance with the binding elements of the Index methodology. Furthermore, the Sub-Fund commits to have a minimum of 30% of sustainable investments as per the below chart. Investments aligned with other E/S characteristics (#1B) will represent the difference between the actual proportion of investments aligned with environmental or social characteristics (#1) and the actual proportion of sustainable investments (#1A).

The planned proportion of other environmental investment represents a minimum of 30% (i) and may change as the actual proportions of Taxonomy-aligned and/or Social investments increase.



**#1 Aligned with E/S characteristics** includes the investments of the financial product used to attain the environmental or social characteristics promoted by the financial product.

**#2 Other** includes the remaining investments of the financial product which are neither aligned with the environmental or social characteristics, nor are qualified as sustainable investments

The category **#1 Aligned with E/S characteristics** covers:

- The sub-category **#1A Sustainable** covers sustainable investments with environmental or social objectives.
- The sub-category **#1B Other E/S characteristics** covers investments aligned with the environmental or social characteristics that do not qualify as sustainable investments.

● **How does the use of derivatives attain the environmental or social characteristics promoted by the financial product?**

Derivatives are not used to attain the environmental and social characteristics promoted by the Sub-Fund.

### Enabling activities

directly enable other activities to make a substantial contribution to an environmental objective.

### Transitional activities

are activities for which low-carbon alternatives are not yet available and among others have greenhouse gas emission levels corresponding to the best performance.



## To what minimum extent are sustainable investments with an environmental objective aligned with the EU Taxonomy?

The sub-fund currently has no minimum commitment to sustainable investments with an environmental objective aligned with the EU Taxonomy. The Sub-Fund does not commit to make taxonomy-compliant investments in fossil gas and/or nuclear energy as illustrated below. Nevertheless, as part of the investment strategy, it may invest in companies that are also active in these industries. Such investments may or may not be taxonomy aligned.

### Does the financial product invest in fossil gas and/or nuclear energy related activities that comply with the EU Taxonomy ?

- Yes :
- In fossil gas
  - In nuclear energy
- No

The two graphs below show in green the minimum percentage of investments that are aligned with the EU Taxonomy. As there is no appropriate methodology to determine the Taxonomy-alignment of sovereign bonds\*, the first graph shows the Taxonomy alignment in relation to all the investments of the financial product including sovereign bonds, while the second graph shows the Taxonomy alignment only in relation to the investments of the financial product other than sovereign bonds.

#### 1. Taxonomy-alignment of investments including sovereign bonds\*

- Taxonomy-aligned (no fossil gas and nuclear)
- Non Taxonomy-aligned



#### 2. Taxonomy-alignment of investments excluding sovereign bonds\*

- Taxonomy-aligned (no fossil gas and nuclear)
- Non Taxonomy-aligned



This graph represents 100% of the total investments.\*\*

\* For the purpose of these graphs, 'sovereigns bonds' consist of all sovereign exposures

\*\* This percentage is purely indicative and may vary.

### What is the minimum share of investments in transitional and enabling activities?

The funds has no minimum proportion of investment in transitional or enabling activities.





are sustainable investments with an environmental objective that **do not take into account the criteria** for environmentally sustainable economic activities under the EU Taxonomy.



**What is the minimum share of sustainable investments with an environmental objective that are not aligned with the EU Taxonomy?**

The Sub-Fund will have a minimum commitment of 30% of Sustainable Investments with an environmental objective as indicated in this Annex with no commitment on their alignment with the EU Taxonomy.



**What is the minimum share of socially sustainable investments?**

The Sub-Fund has no minimum share of socially sustainable investments.



**What investments are included under “#2 Other”, what is their purpose and are there any minimum environmental or social safeguards?**

Included in "#2 Other" are cash and instruments for the purpose of liquidity and portfolio risk management. It may also include ESG unrated securities for which data needed for the measurement of attainment of environmental or social characteristics is not available.



**Reference benchmarks** are indexes to measure whether the financial products attain the environmental or social characteristics that they promote.

**Is a specific index designated as a reference benchmark to determine whether this financial product is aligned with the environmental and/or social characteristics that it promotes?**

Yes, the Index has been designated as a reference benchmark to determine whether the Sub-Fund is aligned with the environmental and/or social characteristics that it promotes.

● **How is the reference benchmark continuously aligned with each of the environmental or social characteristics promoted by the financial product?**

According to applicable regulations to index sponsors (including BMR), index sponsors should define appropriate controls/diligence when defining and/or operating index methodologies of regulated indexes.

● **How is the alignment of the investment strategy with the methodology of the index ensured on a continuous basis?**

The investment objective of the Sub-Fund is to track both the upward and downward evolution of the Index, while minimising the difference between the return of the Sub-Fund and the return of the Index.

● **How does the designated index differ from a relevant broad market index?**

MSCI Europe ESG Broad CTB Select Index is an equity index based on the MSCI Europe Index representative of the large and mid-cap securities across developed markets countries in Europe (the "Parent Index"). The Index excludes companies whose products have negative social or environmental impacts, while overweighting companies with strong ESG Score. Additionally, the Index aims to represent the performance of a strategy that reweights securities based upon the opportunities and risks associated with the climate transition to meet the EU Climate Transition Benchmark (EU CTB) regulation minimum requirements.

● **Where can the methodology used for the calculation of the designated index be found?**

Additional information on the Index can be found at <https://www.msci.com/index-methodology>



**Where can I find more product specific information online?**

Additional information on the Sub-Fund can be found at [www.amundiETF.com](http://www.amundiETF.com).

**Disclaimer**

15/10/2023.

**Pre-contractual disclosure for the financial products referred to in Article 8, paragraphs 1, 2 and 2a, of Regulation (EU) 2019/2088 and Article 6, first paragraph, of Regulation (EU) 2020/852**

**Sustainable investment**

means an investment in an economic activity that contributes to an environmental or social objective, provided that the investment does not significantly harm any environmental or social objective and that the investee companies follow good governance practices.

The **EU Taxonomy** is a classification system laid down in Regulation (EU) 2020/852, establishing a list of **environmentally sustainable economic activities**. That Regulation does not lay down a list of socially sustainable economic activities. Sustainable investments with an environmental objective might be aligned with the Taxonomy or not.



**Sustainability indicators**

measure how the environmental or social characteristics promoted by the financial product are attained.

**Product name:**  
AMUNDI USD CORPORATE BOND 0-3Y SRI

**Legal entity identifier:**  
213800Q4HD4EOSIYBQ79

## Environmental and/or social characteristics

**Does this financial product have a sustainable investment objective?**

**Yes**    **No**

- |  |  |
|--|--|
| <input type="checkbox"/> It will make a minimum of <b>sustainable investments with an environmental objective: ___%</b>  | <input checked="" type="checkbox"/> It <b>promotes Environmental/Social (E/S) characteristics</b> and while it does not have as its objective a sustainable investment, it will have a minimum proportion of 1% of sustainable investments |
| <input type="checkbox"/> in economic activities that qualify as environmentally sustainable under the EU Taxonomy        | <input type="checkbox"/> with an environmental objective in economic activities that qualify as environmentally sustainable under the EU Taxonomy  |
| <input type="checkbox"/> in economic activities that do not qualify as environmentally sustainable under the EU Taxonomy | <input checked="" type="checkbox"/> with an environmental objective in economic activities that do not qualify as environmentally sustainable under the EU Taxonomy  |
| <input type="checkbox"/> It will make a minimum of <b>sustainable investments with a social objective: ___%</b>          | <input type="checkbox"/> with a social objective   |
| <input type="checkbox"/> It promotes E/S characteristics, but <b>will not make any sustainable investments</b>           |  |

**What environmental and/or social characteristics are promoted by this financial product?**

The Sub-Fund promotes environmental and/or social characteristics through among others, replicating an Index integrating an environmental, social and governance ("ESG") rating.

The Index methodology is constructed using a "Best-in-class approach": best ranked companies are selected to construct the Index.

"Best-in-class" is an approach where leading or best-performing investments are selected within a universe, industry sector or class. Using such Best-in-class approach, the Index follows an extra-financial approach significantly engaging that permits the reduction by at least 20% of the initial investment universe (expressed in number of issuers).

**What sustainability indicators are used to measure the attainment of each of the environmental or social characteristics promoted by this financial product?**

The MSCI ESG Rating is used to measure the attainment of each of the environmental and or social characteristic promoted by this financial product.

MSCI ESG Rating methodology uses a rules-based methodology designed to measure a company's resilience to long-term, industry material ESG risks. It is based on extra-financial ESG key issues that

focus on the intersection between a company's core business and the industry-specific issues that may create significant risks and opportunities for the company. The ESG key issues are weighted according to impact and time horizon of the risk or opportunity. The ESG key issues include for instance, but are not limited to, water stress, carbon emissions, labor management or business ethics.

More detailed on MSCI ESG Rating can be found on the following link:

<https://www.msci.com/documents/1296102/21901542/ESG-Ratings-Methodology-Exec-Summary.pdf>

More details on MSCI ESG Controversy score can be found on the following link:

<https://www.msci.com/documents/1296102/14524248/MSCI+ESG+Research+Controversies+Executive+Summary+Methodology+July+2020.pdf/b0a2bb88-2360-1728-b70e-2f0a889b6bd4>

More precisely, The applicable universe includes all securities that compose the Parent Index (i.e. USD-denominated, fixed-rate investment-grade corporate bonds publicly issued) with a remaining maturity between 1 month and 3 years at the end of each month ; and a minimum per amount outstanding of USD 300 million. Inclusion in the Index is based on the currency denomination of a bond and not the country of risk of the issuer. Then, the following filters are applied:

1. The securities composing the Index must have an MSCI ESG rating of BBB or higher.
2. Companies involved in the business lines/activities\* as per the standard Bloomberg MSCI SRI screen\* including Alcohol, Tobacco Gambling, Adult Entertainment, Genetically Modified organisms (GMO), Nuclear Power, Nuclear Weapons, Civilian Firearms, Controversial Weapons, Thermal Coal, Unconventional Oil & Gas, Generation of Thermal Coal and Fossil Fuel Reserves are excluded.
3. Issuer with a "Red" MSCI ESG Controversy Score (equal to zero), which measures an issuer's involvement in major ESG controversies and how well they adhere to international norms and principles are excluded.

The remaining securities are weighted according to their total market capitalization.

If, after having additionally applied the ESG selection criteria above, less than 20% of the total number of issuers in the eligible universe are excluded, then the eligible issuers are ranked in the order below, according to the following criteria:

- MSCI ESG Rating score (higher Ticker ESG Rating score preferred to remain in the index)
- MSCI ESG Controversy score (higher Ticker Controversy score preferred to remain in the index)

Then based on this ranking, issuers will be excluded from the index, until the number of excluded issuers is higher than 20% of the eligible universe total number of issuers.

● ***What are the objectives of the sustainable investments that the financial product partially intends to make and how does the sustainable investment contribute to such objectives?***

The objectives of the sustainable investments are to invest in investee companies that seek to meet two criteria:

- 1) follow best environmental and social practices; and
- 2) avoid making products or providing services that harm the environment and society.

In order for the investee company to be deemed to contribute to the above objective it must be a "best performer" within its sector of activity on at least one of its material environmental or social factors.

The definition of "best performer" relies on Amundi's proprietary ESG methodology which aims to measure the ESG performance of an investee company. In order to be considered a "best performer", an investee company must perform with the best top three rating (A, B or C, out of a rating scale going from A to G) within its sector on at least one material environmental or social factor. Material environmental and social factors are identified at a sector level. The identification of material factors is based on Amundi ESG analysis framework which combines extra-financial data and qualitative

analysis of associated sector and sustainability themes. Factors identified as material result in a contribution of more than 10% to the overall ESG score. For energy sector for example, material factors are: emissions and energy, biodiversity and pollution, health and security, local communities and human rights. For a more complete overview of sectors and factors, please refer to the Amundi ESG Regulatory Statement available at [www.amundi.lu](http://www.amundi.lu)

To contribute to the above objectives, the investee company should not have significant exposure to activities (e.g. tobacco, weapons, gambling, coal, aviation, meat production, fertilizer and pesticide manufacturing, single-use plastic production) not compatible with such criteria.

The sustainable nature of an investment is assessed at investee company level.

By applying the Amundi's above described Sustainable Investment definition to the Index constituents of this passively managed ETF Product, Amundi has determined that this Product has the minimum proportion of sustainable investments stated in page 1 above. However, please note that Amundi Sustainable Investment definition is not implemented at the Index methodology level.

**Principal adverse impacts** are the most significant negative impact of investment decisions on sustainability factors relating to environmental, social and employee matters, respect for human rights, anti-corruption and anti-bribery matters.

● ***How do the sustainable investments that the financial product partially intends to make, not cause significant harm to any environmental or social sustainable investment objective?***

To ensure sustainable investments do no significant harm ('DNSH'), Amundi utilises two filters: The first DNSH test filter relies on monitoring the mandatory Principal Adverse Impacts indicators in Annex 1, Table 1 of the RTS where robust data is available (e.g. GHG intensity of investee companies) via a combination of indicators (e.g. carbon intensity) and specific thresholds or rules (e.g. that the investee company's carbon intensity does not belong to the last decile of the sector). Amundi already considers specific Principle Adverse Impacts within its exclusion policy as part of Amundi's Responsible Investment Policy. These exclusions, which apply on the top of the tests detailed above, cover the following topics: exclusions on controversial weapons, Violations of UN Global Compact principles, coal and tobacco. Beyond the specific sustainability factors covered in the first filter, Amundi has defined a second filter, which does not take the mandatory Principal Adverse Impact indicators above into account, in order to verify that the company does not badly perform from an overall environmental or social standpoint compared to other companies within its sector which corresponds to an environmental or social score superior or equal to E using Amundi's ESG rating.

*How have the indicators for adverse impacts on sustainability factors been taken into account?*

The indicators for adverse impacts have been taken into account as detailed in the first do not significant harm (DNSH) filter above:

The first DNSH filter relies on monitoring of mandatory Principal Adverse Impacts indicators in Annex 1, Table 1 of the RTS where robust data is available via the combination of following indicators and specific thresholds or rules:

- Have a CO2 intensity which does not belong to the last decile compared to other companies within its sector (only applies to high intensity sectors), and
- Have a Board of Directors' diversity which does not belong to the last decile compared to other companies within its sector, and
- Be cleared of any controversy in relation to work conditions and human rights.
- Be cleared of any controversy in relation to biodiversity and pollution

Amundi already considers specific Principle Adverse Impacts within its exclusion policy as part of Amundi's Responsible Investment Policy. These exclusions, which apply on the top of the tests

detailed above, cover the following topics: exclusions on controversial weapons, Violations of UN Global Compact principles, coal and tobacco.

*How are the sustainable investments aligned with the OECD Guidelines for Multinational Enterprises and the UN Guiding Principles on Business and Human Rights? Details:*

The OECD Guidelines for Multinational Enterprises and the UN Guiding Principles on Business and Human Rights are integrated into our ESG scoring methodology. Our proprietary ESG rating tool assesses issuers using available data from our data providers. For example the model has a dedicated criteria called "Community Involvement & Human Rights" which is applied to all sectors in addition to other human rights linked criteria including socially responsible supply chains, working conditions, and labor relations. Furthermore, we conduct controversy monitoring on a, at minimum, quarterly basis which includes companies identified for human rights violations. When controversies arise, analysts will evaluate the situation and apply a score to the controversy (using our proprietary scoring methodology) and determine the best course of action. Controversy scores are updated quarterly to track the trend and remediation efforts

*The EU Taxonomy sets out a "do not significantly harm" principle by which Taxonomy-aligned investments should not significantly harm EU Taxonomy objectives and is accompanied by specific EU criteria.*

The "do not significantly harm" principle applies only to those investments underlying the financial product that take into account the EU criteria for environmentally sustainable economic activities. The investments underlying the remaining portion of this financial product do not take into account the EU criteria for environmentally sustainable economic activities.

*Any other sustainable investments must also not significantly harm any environmental or social objectives.*



### **Does this financial product consider principal adverse impacts on sustainability factors?**

**X** Yes, The Sub-Fund considers Principal Adverse Impacts as per Annex 1, Table 1 of the RTS applying to the Sub-Fund's strategy and relies on a combination of exclusion policies (normative and sectorial), engagement and voting approaches.

- Exclusion: Amundi has defined normative, activity-based and sector-based exclusion rules covering some of the key adverse sustainability indicators listed by the Disclosure Regulation.

- Engagement: Engagement is a continuous and purpose driven process aimed at influencing the activities or behavior of investee companies. The aim of engagement activities can fall into two categories : to engage an issuer to improve the way it integrates the environmental and social dimension, to engage an issuer to improve its impact on environmental, social, and human rights-related or other sustainability matters that are material to society and the global economy.

- Vote: Amundi's voting policy responds to an holistic analysis of all the long-term issues that may influence value creation, including material ESG issues. For more information please refer to Amundi's Voting Policy.

- Controversies monitoring: Amundi has developed a controversy tracking system that relies on three external data providers to systematically track controversies and their level of severity. This quantitative approach is then enriched with an in-depth assessment of each severe controversy, led by ESG analysts and the periodic review of its evolution. This approach applies to all of Amundi's funds.

For any indication on how mandatory Principal Adverse Impact indicators are used, please refer to the Amundi ESG Regulatory Statement available at [www.amundi.lu](http://www.amundi.lu)

No



**The Investment strategy** guides investment decisions based on factors such as investment objectives and risk tolerance.

**Good governance** practices include sound management structures, employee relations, remuneration of staff and tax compliance.

### What investment strategy does this financial product follow?

The Sub-Fund tracks the performance of the Bloomberg MSCI US Corporate 0-3 Year ESG Sustainability SRI Index (the Index), and minimizes the tracking error between the net asset value of the sub-fund and the performance of the Index. Bloomberg MSCI US Corporate 0-3 Year ESG Sustainability SRI Index is a bond index representative of the investment grade, USD-denominated corporate bonds universe that follows the rules of the Bloomberg US Aggregate Corporate Index (the "Parent Index") with a remaining maturity between 1 month and 3 years at the end of each month and applies additional maturity and ESG criteria for security eligibility.

#### ● **What are the binding elements of the investment strategy used to select the investments to attain each of the environmental or social characteristics promoted by this financial product?**

This is a passively managed ETF. Its investment strategy is to replicate the Index while minimizing the related tracking error. The applicable universe includes all securities that compose the Parent Index (i.e. USD-denominated, fixed-rate investment-grade corporate bonds publicly issued) with a remaining maturity between 1 month and 3 years at the end of each month ; and a minimum per amount outstanding of USD 300 million. Inclusion in the Index is based on the currency denomination of a bond and not the country of risk of the issuer. Then, the following filters are applied:

1. The securities composing the Index must have an MSCI ESG rating of BBB or higher.
2. Companies involved in the business lines/activities\* as per the standard Bloomberg MSCI SRI screen\* including Alcohol, Tobacco Gambling, Adult Entertainment, Genetically Modified organisms (GMO), Nuclear Power, Nuclear Weapons, Civilian Firearms, Controversial Weapons, Thermal Coal, Unconventional Oil & Gas, Generation of Thermal Coal and Fossil Fuel Reserves are excluded.
3. Issuer with a "Red" MSCI ESG Controversy Score (equal to zero), which measures an issuer's involvement in major ESG controversies and how well they adhere to international norms and principles are excluded.

The remaining securities are weighted according to their total market capitalization.

If, after having additionally applied the ESG selection criteria above, less than 20% of the total number of issuers in the eligible universe are excluded, then the eligible issuers are ranked in the order below, according to the following criteria:

- MSCI ESG Rating score (higher Ticker ESG Rating score preferred to remain in the index)
- MSCI ESG Controversy score (higher Ticker Controversy score preferred to remain in the index)

Then based on this ranking, issuers will be excluded from the index, until the number of excluded issuers is higher than 20% of the eligible universe total number of issuers.

The Product strategy is also relying on systematic exclusions policies (normative and sectorials) as further described in Amundi Responsible Investment policy.

#### ● **What is the committed minimum rate to reduce the scope of the investments considered prior to the application of that investment strategy?**

There is no committed minimum rate to reduce the scope of the investments considered prior to the application of that investment strategy.

#### ● **What is the policy to assess good governance practices of the investee companies?**

We rely on Amundi ESG scoring methodology. Amundi's ESG scoring is based on a proprietary ESG analysis framework, which accounts for 38 general and sector-specific criteria, including governance criteria. In the Governance dimension, we assess an issuer's ability to ensure an effective corporate governance framework that guarantees it will meet its long-term objectives (e.g. guaranteeing the issuer's value over the long term) The governance sub-criteria considered are: board structure, audit and control, remuneration, shareholders' rights, ethics, tax practices and ESG strategy

Amundi ESG Rating scale contains seven grades, ranging from A to G, where A is the best and G the worst rating. G-rated companies are excluded from our investment universe.



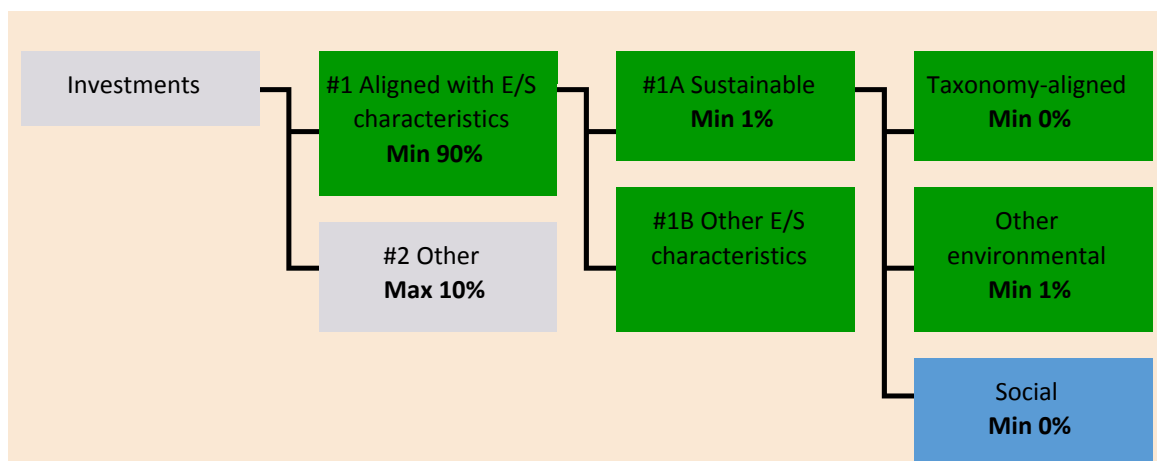
**Asset allocation** describes the share of investments in specific assets.

Taxonomy-aligned activities are expressed as a share of:

- **turnover** reflecting the share of revenue from green activities of investee companies
- **capital expenditure (CapEx)** showing the green investments made by investee companies, e.g. for a transition to a green economy.
- **operational expenditure (OpEx)** reflecting green operational activities of investee companies.

### What is the asset allocation planned for this financial product?

At least 90% of the Sub-Fund's securities and instruments will meet the promoted environmental or social characteristics in accordance with the binding elements of the Index methodology. Furthermore, the Sub-Fund commits to have a minimum of 1% of sustainable investments as per the below chart. Investments aligned with other E/S characteristics (#1B) will represent the difference between the actual proportion of investments aligned with environmental or social characteristics (#1) and the actual proportion of sustainable investments (#1A). The planned proportion of other environmental investment represents a minimum of 1% (i) and may change as the actual proportions of Taxonomy-aligned and/or Social investments increase.



**#1 Aligned with E/S characteristics** includes the investments of the financial product used to attain the environmental or social characteristics promoted by the financial product.

**#2 Other** includes the remaining investments of the financial product which are neither aligned with the environmental or social characteristics, nor are qualified as sustainable investments

The category **#1 Aligned with E/S characteristics** covers:

- The sub-category **#1A Sustainable** covers sustainable investments with environmental or social objectives.
- The sub-category **#1B Other E/S characteristics** covers investments aligned with the environmental or social characteristics that do not qualify as sustainable investments.

### How does the use of derivatives attain the environmental or social characteristics promoted by the financial product?

Derivatives are not used to attain the environmental and social characteristics promoted by the Sub-Fund.



### Enabling activities

directly enable other activities to make a substantial contribution to an environmental objective.

### Transitional activities

are activities for which low-carbon alternatives are not yet available and among others have greenhouse gas emission levels corresponding to the best performance.



## To what minimum extent are sustainable investments with an environmental objective aligned with the EU Taxonomy?

The sub-fund currently has no minimum commitment to sustainable investments with an environmental objective aligned with the EU Taxonomy. The Sub-Fund does not commit to make taxonomy-compliant investments in fossil gas and/or nuclear energy as illustrated below. Nevertheless, as part of the investment strategy, it may invest in companies that are also active in these industries. Such investments may or may not be taxonomy aligned.

### Does the financial product invest in fossil gas and/or nuclear energy related activities that comply with the EU Taxonomy ?

- Yes :
- In fossil gas
  - In nuclear energy
- No

The two graphs below show in green the minimum percentage of investments that are aligned with the EU Taxonomy. As there is no appropriate methodology to determine the Taxonomy-alignment of sovereign bonds\*, the first graph shows the Taxonomy alignment in relation to all the investments of the financial product including sovereign bonds, while the second graph shows the Taxonomy alignment only in relation to the investments of the financial product other than sovereign bonds.

#### 1. Taxonomy-alignment of investments including sovereign bonds\*

- Taxonomy-aligned (no fossil gas and nuclear)
- Non Taxonomy-aligned



#### 2. Taxonomy-alignment of investments excluding sovereign bonds\*

- Taxonomy-aligned (no fossil gas and nuclear)
- Non Taxonomy-aligned



This graph represents 100% of the total investments.\*\*

\* For the purpose of these graphs, 'sovereigns bonds' consist of all sovereign exposures

\*\* This percentage is purely indicative and may vary.

### What is the minimum share of investments in transitional and enabling activities?

The funds has no minimum proportion of investment in transitional or enabling activities.



are sustainable investments with an environmental objective that **do not take into account the criteria** for environmentally sustainable economic activities under the EU Taxonomy.



**What is the minimum share of sustainable investments with an environmental objective that are not aligned with the EU Taxonomy?**

The Sub-Fund will have a minimum commitment of 1% of Sustainable Investments with an environmental objective as indicated in this Annex with no commitment on their alignment with the EU Taxonomy.



**What is the minimum share of socially sustainable investments?**

The Sub-Fund has no minimum share of socially sustainable investments.



**What investments are included under “#2 Other”, what is their purpose and are there any minimum environmental or social safeguards?**

Included in "#2 Other" are cash and instruments for the purpose of liquidity and portfolio risk management. It may also include ESG unrated securities for which data needed for the measurement of attainment of environmental or social characteristics is not available.



**Reference benchmarks** are indexes to measure whether the financial products attain the environmental or social characteristics that they promote.

**Is a specific index designated as a reference benchmark to determine whether this financial product is aligned with the environmental and/or social characteristics that it promotes?**

Yes, the Index has been designated as a reference benchmark to determine whether the Sub-Fund is aligned with the environmental and/or social characteristics that it promotes.

● **How is the reference benchmark continuously aligned with each of the environmental or social characteristics promoted by the financial product?**

According to applicable regulations to index sponsors (including BMR), index sponsors should define appropriate controls/diligence when defining and/or operating index methodologies of regulated indexes.

● **How is the alignment of the investment strategy with the methodology of the index ensured on a continuous basis?**

The investment objective of the Sub-Fund is to track both the upward and downward evolution of the Index, while minimising the difference between the return of the Sub-Fund and the return of the Index.

● **How does the designated index differ from a relevant broad market index?**

Bloomberg MSCI US Corporate 0-3 Year ESG Sustainability SRI Index is a bond index representative of the investment grade, USD-denominated corporate bonds universe that follows the rules of the Bloomberg US Aggregate Corporate Index (the "Parent Index") with a remaining maturity between 1 month and 3 years at the end of each month and applies additional maturity and ESG criteria for security eligibility.

● **Where can the methodology used for the calculation of the designated index be found?**

Additional information concerning the Index underlying components are available on [bloomberg.com](http://bloomberg.com)



**Where can I find more product specific information online?**

Additional information on the Sub-Fund can be found at [www.amundiETF.com](http://www.amundiETF.com).

**Disclaimer**

15/10/2023.

**Pre-contractual disclosure for the financial products referred to in Article 8, paragraphs 1, 2 and 2a, of Regulation (EU) 2019/2088 and Article 6, first paragraph, of Regulation (EU) 2020/852**

**Sustainable investment**

means an investment in an economic activity that contributes to an environmental or social objective, provided that the investment does not significantly harm any environmental or social objective and that the investee companies follow good governance practices.

The **EU Taxonomy** is a classification system laid down in Regulation (EU) 2020/852, establishing a list of **environmentally sustainable economic activities**. That Regulation does not lay down a list of socially sustainable economic activities. Sustainable investments with an environmental objective might be aligned with the Taxonomy or not.



**Sustainability**

**indicators** measure how the environmental or social characteristics promoted by the financial product are attained.

**Product name:**  
AMUNDI MSCI CHINA ESG LEADERS SELECT

**Legal entity identifier:**  
213800YL23YUT5FBRB63

**Environmental and/or social characteristics**

**Does this financial product have a sustainable investment objective?**

**Yes**    **X No**

<input type="checkbox"/> It will make a minimum of <b>sustainable investments with an environmental objective: ___%</b>	<input checked="" type="checkbox"/> It <b>promotes Environmental/Social (E/S) characteristics</b> and while it does not have as its objective a sustainable investment, it will have a minimum proportion of 5% of sustainable investments
<input type="checkbox"/> in economic activities that qualify as environmentally sustainable under the EU Taxonomy	<input type="checkbox"/> with an environmental objective in economic activities that qualify as environmentally sustainable under the EU Taxonomy
<input type="checkbox"/> in economic activities that do not qualify as environmentally sustainable under the EU Taxonomy	<input checked="" type="checkbox"/> with an environmental objective in economic activities that do not qualify as environmentally sustainable under the EU Taxonomy
<input type="checkbox"/> It will make a minimum of <b>sustainable investments with a social objective: ___%</b>	<input type="checkbox"/> with a social objective
<input type="checkbox"/> It promotes E/S characteristics, but <b>will not make any sustainable investments</b>	

**What environmental and/or social characteristics are promoted by this financial product?**

The Sub-Fund promotes environmental and/or social characteristics through among others, replicating an Index integrating an environmental, social and governance ("ESG") rating.

The Index methodology is constructed using a "Best-in-class approach": best ranked companies are selected to construct the Index.

"Best-in-class" is an approach where leading or best-performing investments are selected within a universe, industry sector or class. Using such Best-in-class approach, the Index follows an extra-financial approach significantly engaging that permits the reduction by at least 20% of the initial investment universe (expressed in number of issuers).

**What sustainability indicators are used to measure the attainment of each of the environmental or social characteristics promoted by this financial product?**

The MSCI ESG Rating is used to measure the attainment of each of the environmental and or social characteristic promoted by this financial product.

MSCI ESG Rating methodology uses a rules-based methodology designed to measure a company's resilience to long-term, industry material ESG risks. It is based on extra-financial ESG key issues that

focus on the intersection between a company's core business and the industry-specific issues that may create significant risks and opportunities for the company. The ESG key issues are weighted according to impact and time horizon of the risk or opportunity. The ESG key issues include for instance, but are not limited to, water stress, carbon emissions, labor management or business ethics.

More detailed on MSCI ESG Rating can be found on the following link:

<https://www.msci.com/documents/1296102/21901542/ESG-Ratings-Methodology-Exec-Summary.pdf>

More details on MSCI ESG Controversy score can be found on the following link:

<https://www.msci.com/documents/1296102/14524248/MSCI+ESG+Research+Controversies+Executive+Summary+Methodology+-+July+2020.pdf/b0a2bb88-2360-1728-b70e-2f0a889b6bd4>

More precisely, MSCI China ESG Leaders Select 5% Issuer Capped Index (the "Index") applicable universe includes all securities of the Parent Index.

The securities are selected by applying a combination of values based exclusions and a best-in-class selection process to companies in the MSCI China Index by:

1. Firstly excluding companies involved in the following business activities as per MSCI ESG Research: Alcohol, Gambling, Tobacco, Nuclear Power, Conventional Weapons, Nuclear Weapons, Controversial Weapons, Civilian Firearms, Thermal Coal and Unconventional Oil & Gas.

2. The remaining companies are rated based on their ability to manage their ESG risks and opportunities and are given a rating which determines their eligibility for inclusion in the Index :

- Companies that are not existing constituents of the MSCI ESG Leaders Indexes must have an MSCI ESG Rating of "BB" or above and the MSCI ESG Controversies score of "3" or above to be eligible.
- Current constituents of the MSCI ESG Leaders Indexes must have a MSCI ESG Rating of "BB" or above and the MSCI ESG Controversies score of "1" or above to remain eligible.

3. A best-in-class selection process is then applied to the remaining eligible securities in the selected universe. The methodology aims to include the securities of companies with the highest ESG ratings making up 50% of the market capitalization in each Global Industry Classification Standard (GICS) sector of the Parent Index.

● ***What are the objectives of the sustainable investments that the financial product partially intends to make and how does the sustainable investment contribute to such objectives?***

The objectives of the sustainable investments are to invest in investee companies that seek to meet two criteria:

- 1) follow best environmental and social practices; and
- 2) avoid making products or providing services that harm the environment and society.

In order for the investee company to be deemed to contribute to the above objective it must be a "best performer" within its sector of activity on at least one of its material environmental or social factors.

The definition of "best performer" relies on Amundi's proprietary ESG methodology which aims to measure the ESG performance of an investee company. In order to be considered a "best performer", an investee company must perform with the best top three rating (A, B or C, out of a rating scale going from A to G) within its sector on at least one material environmental or social factor. Material environmental and social factors are identified at a sector level. The identification of material factors is based on Amundi ESG analysis framework which combines extra-financial data and qualitative

analysis of associated sector and sustainability themes. Factors identified as material result in a contribution of more than 10% to the overall ESG score. For energy sector for example, material factors are: emissions and energy, biodiversity and pollution, health and security, local communities and human rights. For a more complete overview of sectors and factors, please refer to the Amundi ESG Regulatory Statement available at [www.amundi.lu](http://www.amundi.lu)

To contribute to the above objectives, the investee company should not have significant exposure to activities (e.g. tobacco, weapons, gambling, coal, aviation, meat production, fertilizer and pesticide manufacturing, single-use plastic production) not compatible with such criteria.

The sustainable nature of an investment is assessed at investee company level.

By applying the Amundi's above described Sustainable Investment definition to the Index constituents of this passively managed ETF Product, Amundi has determined that this Product has the minimum proportion of sustainable investments stated in page 1 above. However, please note that Amundi Sustainable Investment definition is not implemented at the Index methodology level.

**Principal adverse impacts** are the most significant negative impact of investment decisions on sustainability factors relating to environmental, social and employee matters, respect for human rights, anti-corruption and anti-bribery matters.

● ***How do the sustainable investments that the financial product partially intends to make, not cause significant harm to any environmental or social sustainable investment objective?***

To ensure sustainable investments do no significant harm ('DNSH'), Amundi utilises two filters:

The first DNSH test filter relies on monitoring the mandatory Principal Adverse Impacts indicators in Annex 1, Table 1 of the RTS where robust data is available (e.g. GHG intensity of investee companies) via a combination of indicators (e.g. carbon intensity) and specific thresholds or rules (e.g. that the investee company's carbon intensity does not belong to the last decile of the sector).

Amundi already considers specific Principle Adverse Impacts within its exclusion policy as part of Amundi's Responsible Investment Policy. These exclusions, which apply on the top of the tests detailed above, cover the following topics: exclusions on controversial weapons, Violations of UN Global Compact principles, coal and tobacco.

Beyond the specific sustainability factors covered in the first filter, Amundi has defined a second filter, which does not take the mandatory Principal Adverse Impact indicators above into account, in order to verify that the company does not badly perform from an overall environmental or social standpoint compared to other companies within its sector which corresponds to an environmental or social score superior or equal to E using Amundi's ESG rating.

***How have the indicators for adverse impacts on sustainability factors been taken into account?***

The indicators for adverse impacts have been taken into account as detailed in the first do not significant harm (DNSH) filter above:

The first DNSH filter relies on monitoring of mandatory Principal Adverse Impacts indicators in Annex 1, Table 1 of the RTS where robust data is available via the combination of following indicators and specific thresholds or rules:

- Have a CO2 intensity which does not belong to the last decile compared to other companies within its sector (only applies to high intensity sectors), and
- Have a Board of Directors' diversity which does not belong to the last decile compared to other companies within its sector, and
- Be cleared of any controversy in relation to work conditions and human rights.
- Be cleared of any controversy in relation to biodiversity and pollution

Amundi already considers specific Principle Adverse Impacts within its exclusion policy as part of Amundi's Responsible Investment Policy. These exclusions, which apply on the top of the tests detailed above, cover the following topics: exclusions on controversial weapons, Violations of UN Global Compact principles, coal and tobacco.

*How are the sustainable investments aligned with the OECD Guidelines for Multinational Enterprises and the UN Guiding Principles on Business and Human Rights? Details:*

The OECD Guidelines for Multinational Enterprises and the UN Guiding Principles on Business and Human Rights are integrated into our ESG scoring methodology. Our proprietary ESG rating tool assesses issuers using available data from our data providers. For example the model has a dedicated criteria called "Community Involvement & Human Rights" which is applied to all sectors in addition to other human rights linked criteria including socially responsible supply chains, working conditions, and labor relations. Furthermore, we conduct controversy monitoring on a, at minimum, quarterly basis which includes companies identified for human rights violations. When controversies arise, analysts will evaluate the situation and apply a score to the controversy (using our proprietary scoring methodology) and determine the best course of action. Controversy scores are updated quarterly to track the trend and remediation efforts

*The EU Taxonomy sets out a "do not significantly harm" principle by which Taxonomy-aligned investments should not significantly harm EU Taxonomy objectives and is accompanied by specific EU criteria.*

The "do not significantly harm" principle applies only to those investments underlying the financial product that take into account the EU criteria for environmentally sustainable economic activities. The investments underlying the remaining portion of this financial product do not take into account the EU criteria for environmentally sustainable economic activities.

*Any other sustainable investments must also not significantly harm any environmental or social objectives.*



### **Does this financial product consider principal adverse impacts on sustainability factors?**

**X** Yes, The Sub-Fund considers Principal Adverse Impacts as per Annex 1, Table 1 of the RTS applying to the Sub-Fund's strategy and relies on a combination of exclusion policies (normative and sectorial), engagement and voting approaches.

- Exclusion: Amundi has defined normative, activity-based and sector-based exclusion rules covering some of the key adverse sustainability indicators listed by the Disclosure Regulation.

- Engagement: Engagement is a continuous and purpose driven process aimed at influencing the activities or behavior of investee companies. The aim of engagement activities can fall into two categories : to engage an issuer to improve the way it integrates the environmental and social dimension, to engage an issuer to improve its impact on environmental, social, and human rights-related or other sustainability matters that are material to society and the global economy.

- Vote: Amundi's voting policy responds to an holistic analysis of all the long-term issues that may influence value creation, including material ESG issues. For more information please refer to Amundi's Voting Policy .

- Controversies monitoring: Amundi has developed a controversy tracking system that relies on three external data providers to systematically track controversies and their level of severity. This

quantitative approach is then enriched with an in-depth assessment of each severe controversy, led by ESG analysts and the periodic review of its evolution. This approach applies to all of Amundi's funds.

For any indication on how mandatory Principal Adverse Impact indicators are used, please refer to the Amundi ESG Regulatory Statement available at [www.amundi.lu](http://www.amundi.lu)

No



### The Investment strategy guides

investment decisions based on factors such as investment objectives and risk tolerance.

### Good

governance practices include sound management structures, employee relations, remuneration of staff and tax compliance.

## What investment strategy does this financial product follow?

The Sub-Fund tracks the performance of MSCI China ESG Leaders Select 5% Issuer Capped Index (the "Index"), and minimizes the tracking error between the net asset value of the sub-fund and the performance of the Index.

MSCI China ESG Leaders Select 5% Issuer Capped Index is an equity index based on the MSCI China Index ("Parent Index") representative of large and mid-cap stocks of China equity universe across China A shares, H shares, B shares, Red chips, P chips and foreign listings (e.g. ADRs) and issued by companies that have the highest Environmental, Social and Governance (ESG) rating in each sector of the Parent Index.

### ● **What are the binding elements of the investment strategy used to select the investments to attain each of the environmental or social characteristics promoted by this financial product?**

This is a passively managed ETF. Its investment strategy is to replicate the Index while minimizing the related tracking error.

MSCI China ESG Leaders Select 5% Issuer Capped Index (the "Index") applicable universe includes all securities of the Parent Index.

The securities are selected by applying a combination of values based exclusions and a best-in-class selection process to companies in the MSCI China Index by:

1. Firstly excluding companies involved in the following business activities as per MSCI ESG Research: Alcohol, Gambling, Tobacco, Nuclear Power, Conventional Weapons, Nuclear Weapons, Controversial Weapons, Civilian Firearms, Thermal Coal and Unconventional Oil & Gas.

2. The remaining companies are rated based on their ability to manage their ESG risks and opportunities and are given a rating which determines their eligibility for inclusion in the Index :

- Companies that are not existing constituents of the MSCI ESG Leaders Indexes must have an MSCI ESG Rating of "BB" or above and the MSCI ESG Controversies score of "3" or above to be eligible.
- Current constituents of the MSCI ESG Leaders Indexes must have a MSCI ESG Rating of "BB" or above and the MSCI ESG Controversies score of "1" or above to remain eligible.

3. A best-in-class selection process is then applied to the remaining eligible securities in the selected universe. The methodology aims to include the securities of companies with the highest ESG ratings making up 50% of the market capitalization in each Global Industry Classification Standard (GICS) sector of the Parent Index.

The Product strategy is also relying on systematic exclusions policies (normative and sectorials) as further described in Amundi Responsible Investment policy.

### ● **What is the committed minimum rate to reduce the scope of the investments considered prior to the application of that investment strategy?**



There is no committed minimum rate to reduce the scope of the investments considered prior to the application of that investment strategy.

● **What is the policy to assess good governance practices of the investee companies?**

We rely on Amundi ESG scoring methodology. Amundi's ESG scoring is based on a proprietary ESG analysis framework, which accounts for 38 general and sector-specific criteria, including governance criteria. In the Governance dimension, we assess an issuer's ability to ensure an effective corporate governance framework that guarantees it will meet its long-term objectives (e.g. guaranteeing the issuer's value over the long term) The governance sub-criteria considered are: board structure, audit and control, remuneration, shareholders' rights, ethics, tax practices and ESG strategy

Amundi ESG Rating scale contains seven grades, ranging from A to G, where A is the best and G the worst rating. G-rated companies are excluded from our investment universe.



**Asset allocation** describes the share of investments in specific assets.

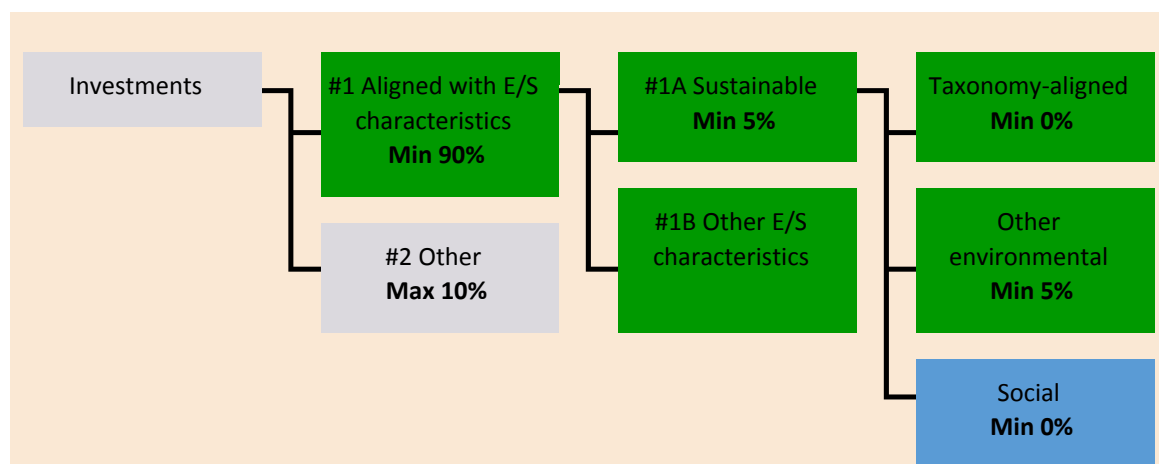
Taxonomy-aligned activities are expressed as a share of:

- **turnover** reflecting the share of revenue from green activities of investee companies
- **capital expenditure (CapEx)** showing the green investments made by investee companies, e.g. for a transition to a green economy.
- **operational expenditure (OpEx)** reflecting green operational activities of investee companies.

**What is the asset allocation planned for this financial product?**

At least 90% of the Sub-Fund's securities and instruments will meet the promoted environmental or social characteristics in accordance with the binding elements of the Index methodology. Furthermore, the Sub-Fund commits to have a minimum of 5% of sustainable investments as per the below chart. Investments aligned with other E/S characteristics (#1B) will represent the difference between the actual proportion of investments aligned with environmental or social characteristics (#1) and the actual proportion of sustainable investments (#1A).

The planned proportion of other environmental investment represents a minimum of 5% (i) and may change as the actual proportions of Taxonomy-aligned and/or Social investments increase.



**#1 Aligned with E/S characteristics** includes the investments of the financial product used to attain the environmental or social characteristics promoted by the financial product.

**#2 Other** includes the remaining investments of the financial product which are neither aligned with the environmental or social characteristics, nor are qualified as sustainable investments

The category **#1 Aligned with E/S characteristics** covers:

- The sub-category **#1A Sustainable** covers sustainable investments with environmental or social objectives.
- The sub-category **#1B Other E/S characteristics** covers investments aligned with the environmental or social characteristics that do not qualify as sustainable investments.

● **How does the use of derivatives attain the environmental or social characteristics promoted by the financial product?**

Derivatives are not used to attain the environmental and social characteristics promoted by the Sub-Fund.

### Enabling activities

directly enable other activities to make a substantial contribution to an environmental objective.

### Transitional activities

are activities for which low-carbon alternatives are not yet available and among others have greenhouse gas emission levels corresponding to the best performance.



## To what minimum extent are sustainable investments with an environmental objective aligned with the EU Taxonomy?

The sub-fund currently has no minimum commitment to sustainable investments with an environmental objective aligned with the EU Taxonomy. The Sub-Fund does not commit to make taxonomy-compliant investments in fossil gas and/or nuclear energy as illustrated below. Nevertheless, as part of the investment strategy, it may invest in companies that are also active in these industries. Such investments may or may not be taxonomy aligned.

### Does the financial product invest in fossil gas and/or nuclear energy related activities that comply with the EU Taxonomy ?

- Yes :
- In fossil gas
  - In nuclear energy
- No

The two graphs below show in green the minimum percentage of investments that are aligned with the EU Taxonomy. As there is no appropriate methodology to determine the Taxonomy-alignment of sovereign bonds\*, the first graph shows the Taxonomy alignment in relation to all the investments of the financial product including sovereign bonds, while the second graph shows the Taxonomy alignment only in relation to the investments of the financial product other than sovereign bonds.

#### 1. Taxonomy-alignment of investments including sovereign bonds\*

- Taxonomy-aligned (no fossil gas and nuclear)
- Non Taxonomy-aligned



#### 2. Taxonomy-alignment of investments excluding sovereign bonds\*

- Taxonomy-aligned (no fossil gas and nuclear)
- Non Taxonomy-aligned



This graph represents 100% of the total investments.\*\*

\* For the purpose of these graphs, 'sovereigns bonds' consist of all sovereign exposures

\*\* This percentage is purely indicative and may vary.

### What is the minimum share of investments in transitional and enabling activities?

The funds has no minimum proportion of investment in transitional or enabling activities.



are sustainable investments with an environmental objective that **do not take into account the criteria** for environmentally sustainable economic activities under the EU Taxonomy.



**What is the minimum share of sustainable investments with an environmental objective that are not aligned with the EU Taxonomy?**

The Sub-Fund will have a minimum commitment of 5% of Sustainable Investments with an environmental objective as indicated in this Annex with no commitment on their alignment with the EU Taxonomy.



**What is the minimum share of socially sustainable investments?**

The Sub-Fund has no minimum share of socially sustainable investments.



**What investments are included under “#2 Other”, what is their purpose and are there any minimum environmental or social safeguards?**

Included in “#2 Other” are cash and instruments for the purpose of liquidity and portfolio risk management. It may also include ESG unrated securities for which data needed for the measurement of attainment of environmental or social characteristics is not available.



**Reference benchmarks** are indexes to measure whether the financial products attain the environmental or social characteristics that they promote.

**Is a specific index designated as a reference benchmark to determine whether this financial product is aligned with the environmental and/or social characteristics that it promotes?**

Yes, the Index has been designated as a reference benchmark to determine whether the Sub-Fund is aligned with the environmental and/or social characteristics that it promotes.

● **How is the reference benchmark continuously aligned with each of the environmental or social characteristics promoted by the financial product?**

According to applicable regulations to index sponsors (including BMR), index sponsors should define appropriate controls/diligence when defining and/or operating index methodologies of regulated indexes.

● **How is the alignment of the investment strategy with the methodology of the index ensured on a continuous basis?**

The investment objective of the Sub-Fund is to track both the upward and downward evolution of the Index, while minimising the difference between the return of the Sub-Fund and the return of the Index.

● **How does the designated index differ from a relevant broad market index?**

MSCI China ESG Leaders Select 5% Issuer Capped Index is an equity index based on the MSCI China Index ("Parent Index") representative of large and mid-cap stocks of China equity universe across China A shares, H shares, B shares, Red chips, P chips and foreign listings (e.g. ADRs) and issued by companies that have the highest Environmental, Social and Governance (ESG) rating in each sector of the Parent Index.

● **Where can the methodology used for the calculation of the designated index be found?**

Additional information on the Index can be found at <https://www.msci.com/index-methodology>



**Where can I find more product specific information online?**

Additional information on the Sub-Fund can be found at [www.amundiETF.com](http://www.amundiETF.com).

**Disclaimer**

15/10/2023.

**Pre-contractual disclosure for the financial products referred to in Article 8, paragraphs 1, 2 and 2a, of Regulation (EU) 2019/2088 and Article 6, first paragraph, of Regulation (EU) 2020/852**

**Sustainable investment**

means an investment in an economic activity that contributes to an environmental or social objective, provided that the investment does not significantly harm any environmental or social objective and that the investee companies follow good governance practices.

The **EU Taxonomy** is a classification system laid down in Regulation (EU) 2020/852, establishing a list of **environmentally sustainable economic activities**. That Regulation does not lay down a list of socially sustainable economic activities. Sustainable investments with an environmental objective might be aligned with the Taxonomy or not.



**Sustainability**

**indicators** measure how the environmental or social characteristics promoted by the financial product are attained.

**Product name:**  
AMUNDI CAC 40 ESG

**Legal entity identifier:**  
549300TCOPVE58KW9N64

**Environmental and/or social characteristics**

**Does this financial product have a sustainable investment objective?**

**Yes**

**No**

It will make a minimum of **sustainable investments with an environmental objective: \_\_\_%**

in economic activities that qualify as environmentally sustainable under the EU Taxonomy

in economic activities that do not qualify as environmentally sustainable under the EU Taxonomy

It will make a minimum of **sustainable investments with a social objective: \_\_\_%**

**It promotes Environmental/Social (E/S) characteristics** and while it does not have as its objective a sustainable investment, it will have a minimum proportion of 35% of sustainable investments

with an environmental objective in economic activities that qualify as environmentally sustainable under the EU Taxonomy

with an environmental objective in economic activities that do not qualify as environmentally sustainable under the EU Taxonomy

with a social objective

It promotes E/S characteristics, but **will not make any sustainable investments**

**What environmental and/or social characteristics are promoted by this financial product?**

The Sub-Fund promotes environmental and/or social characteristics through among others, replicating an Index integrating an environmental, social and governance ("ESG") rating.

The Index methodology is constructed using a "Best-in-class approach": best ranked companies are selected to construct the Index.

"Best-in-class" is an approach where leading or best-performing investments are selected within a universe, industry sector or class. Using such Best-in-class approach, the Index follows an extra-financial approach significantly engaging that permits the reduction by at least 20% of the initial investment universe (expressed in number of issuers).

**What sustainability indicators are used to measure the attainment of each of the environmental or social characteristics promoted by this financial product?**

The Moody's ESG Rating is used to measure the attainment of each of the environmental and or social characteristic promoted by this financial product.

Moody's ESG Solutions assesses and rates the performances of companies according the EquiticsÂ® methodology based on 38 criteria, divided in to six key areas of corporate environmental, social and

governance responsibility. Each issuer is assigned an overall score out of 100 (the higher the better) which is a weighted and consolidated score of all sustainability factors in a given sector.

More precisely, CAC 40 ESG Index (the "Index") is constructed from the CAC Large 60 Index and applies the following filters:

- Companies with an active critical controversies related to UNGC as determined by Moody's are not eligible for the Index.
- Companies as per Moody's data involved in controversial weapons, civilian firearms, thermal coal mining, coal fuelled power generation, Tar sand and oil and tobacco are not eligible for inclusion into the Index.

The eligible companies are ranked by decreasing order on the ESG score as assigned by Moody's. In case of an equal score the company with the highest free float market capitalization will rank higher.

● ***What are the objectives of the sustainable investments that the financial product partially intends to make and how does the sustainable investment contribute to such objectives?***

The objectives of the sustainable investments are to invest in investee companies that seek to meet two criteria:

- 1) follow best environmental and social practices; and
- 2) avoid making products or providing services that harm the environment and society.

In order for the investee company to be deemed to contribute to the above objective it must be a "best performer" within its sector of activity on at least one of its material environmental or social factors.

The definition of "best performer" relies on Amundi's proprietary ESG methodology which aims to measure the ESG performance of an investee company. In order to be considered a "best performer", an investee company must perform with the best top three rating (A, B or C, out of a rating scale going from A to G) within its sector on at least one material environmental or social factor. Material environmental and social factors are identified at a sector level. The identification of material factors is based on Amundi ESG analysis framework which combines extra-financial data and qualitative analysis of associated sector and sustainability themes. Factors identified as material result in a contribution of more than 10% to the overall ESG score. For energy sector for example, material factors are: emissions and energy, biodiversity and pollution, health and security, local communities and human rights. For a more complete overview of sectors and factors, please refer to the Amundi ESG Regulatory Statement available at [www.amundi.lu](http://www.amundi.lu)

To contribute to the above objectives, the investee company should not have significant exposure to activities (e.g. tobacco, weapons, gambling, coal, aviation, meat production, fertilizer and pesticide manufacturing, single-use plastic production) not compatible with such criteria.

The sustainable nature of an investment is assessed at investee company level.

By applying the Amundi's above described Sustainable Investment definition to the Index constituents of this passively managed ETF Product, Amundi has determined that this Product has the minimum proportion of sustainable investments stated in page 1 above. However, please note that Amundi Sustainable Investment definition is not implemented at the Index methodology level.

● ***How do the sustainable investments that the financial product partially intends to make, not cause significant harm to any environmental or social sustainable investment objective?***

To ensure sustainable investments do no significant harm ('DNSH'), Amundi utilises two filters:

The first DNSH test filter relies on monitoring the mandatory Principal Adverse Impacts indicators in

**Principal adverse impacts** are the most significant negative impact of investment decisions on sustainability factors

relating to environmental, social and employee matters, respect for human rights, anti-corruption and anti-bribery matters.

Annex 1, Table 1 of the RTS where robust data is available (e.g. GHG intensity of investee companies) via a combination of indicators (e.g. carbon intensity) and specific thresholds or rules (e.g. that the investee company's carbon intensity does not belong to the last decile of the sector).

Amundi already considers specific Principle Adverse Impacts within its exclusion policy as part of Amundi's Responsible Investment Policy. These exclusions, which apply on the top of the tests detailed above, cover the following topics: exclusions on controversial weapons, Violations of UN Global Compact principles, coal and tobacco.

Beyond the specific sustainability factors covered in the first filter, Amundi has defined a second filter, which does not take the mandatory Principal Adverse Impact indicators above into account, in order to verify that the company does not badly perform from an overall environmental or social standpoint compared to other companies within its sector which corresponds to an environmental or social score superior or equal to E using Amundi's ESG rating.

*How have the indicators for adverse impacts on sustainability factors been taken into account?*

The indicators for adverse impacts have been taken into account as detailed in the first do not significant harm (DNSH) filter above:

The first DNSH filter relies on monitoring of mandatory Principal Adverse Impacts indicators in Annex 1, Table 1 of the RTS where robust data is available via the combination of following indicators and specific thresholds or rules:

- Have a CO2 intensity which does not belong to the last decile compared to other companies within its sector (only applies to high intensity sectors), and
- Have a Board of Directors' diversity which does not belong to the last decile compared to other companies within its sector, and
- Be cleared of any controversy in relation to work conditions and human rights.
- Be cleared of any controversy in relation to biodiversity and pollution

Amundi already considers specific Principle Adverse Impacts within its exclusion policy as part of Amundi's Responsible Investment Policy. These exclusions, which apply on the top of the tests detailed above, cover the following topics: exclusions on controversial weapons, Violations of UN Global Compact principles, coal and tobacco.

*How are the sustainable investments aligned with the OECD Guidelines for Multinational Enterprises and the UN Guiding Principles on Business and Human Rights? Details:*

The OECD Guidelines for Multinational Enterprises and the UN Guiding Principles on Business and Human Rights are integrated into our ESG scoring methodology. Our proprietary ESG rating tool assesses issuers using available data from our data providers. For example the model has a dedicated criteria called "Community Involvement & Human Rights" which is applied to all sectors in addition to other human rights linked criteria including socially responsible supply chains, working conditions, and labor relations. Furthermore, we conduct controversy monitoring on a, at minimum, quarterly basis which includes companies identified for human rights violations. When controversies arise, analysts will evaluate the situation and apply a score to the controversy (using our proprietary scoring methodology) and determine the best course of action. Controversy scores are updated quarterly to track the trend and remediation efforts

*The EU Taxonomy sets out a "do not significantly harm" principle by which Taxonomy-aligned investments should not significantly harm EU Taxonomy objectives and is accompanied by specific EU criteria.*

The "do not significantly harm" principle applies only to those investments underlying the financial product that take into account the EU criteria for environmentally sustainable economic activities. The investments underlying the remaining portion of this financial product do not take into account the EU criteria for environmentally sustainable economic activities.

*Any other sustainable investments must also not significantly harm any environmental or social objectives.*



### Does this financial product consider principal adverse impacts on sustainability factors?

**X** Yes, The Sub-Fund considers Principal Adverse Impacts as per Annex 1, Table 1 of the RTS applying to the Sub-Fund's strategy and relies on a combination of exclusion policies (normative and sectorial), engagement and voting approaches.

- Exclusion: Amundi has defined normative, activity-based and sector-based exclusion rules covering some of the key adverse sustainability indicators listed by the Disclosure Regulation.

- Engagement: Engagement is a continuous and purpose driven process aimed at influencing the activities or behavior of investee companies. The aim of engagement activities can fall into two categories : to engage an issuer to improve the way it integrates the environmental and social dimension, to engage an issuer to improve its impact on environmental, social, and human rights-related or other sustainability matters that are material to society and the global economy.

- Vote: Amundi's voting policy responds to an holistic analysis of all the long-term issues that may influence value creation, including material ESG issues. For more information please refer to Amundi's Voting Policy .

- Controversies monitoring: Amundi has developed a controversy tracking system that relies on three external data providers to systematically track controversies and their level of severity. This quantitative approach is then enriched with an in-depth assessment of each severe controversy, led by ESG analysts and the periodic review of its evolution. This approach applies to all of Amundi's funds.

For any indication on how mandatory Principal Adverse Impact indicators are used, please refer to the Amundi ESG Regulatory Statement available at [www.amundi.lu](http://www.amundi.lu)

No



### What investment strategy does this financial product follow?

The Sub-Fund tracks the performance of CAC 40 ESG Index (the "Index"), and to minimize the tracking error between the net asset value of the sub-fund and the performance of the Index.

CAC 40 ESG Index is an equity index representative of the top 40 companies demonstrating strong Environmental, Social and Governance practices within the CAC Large 60 Index (Parent Index) representing the 60 leading stocks on the Paris stock market. The Index aims to deliver a reduced weighted carbon footprint and improved green-to-brown ratio compared to its Parent Index.

● ***What are the binding elements of the investment strategy used to select the investments to attain each of the environmental or social characteristics promoted by this financial product?***

This is a passively managed ETF. Its investment strategy is to replicate the Index while minimizing the

#### The Investment strategy guides

investment decisions based on factors such as investment objectives and risk tolerance.

Good governance practices



include sound management structures, employee relations, remuneration of staff and tax compliance.

related tracking error.

CAC 40 ESG Index (the "Index") is constructed from the CAC Large 60 Index and applies the following filters:

- Companies with an active critical controversies related to UNGC as determined by Moody's are not eligible for the Index.
- Companies as per Moody's data involved in controversial weapons, civilian firearms, thermal coal mining, coal fuelled power generation, Tar sand and oil and tobacco are not eligible for inclusion into the Index.

The eligible companies are ranked by decreasing order on the ESG score as assigned by Moody's. In case of an equal score the company with the highest free float market capitalization will rank higher.

The Product strategy is also relying on systematic exclusions policies (normative and sectorial) as further described in Amundi Responsible Investment policy.

● ***What is the committed minimum rate to reduce the scope of the investments considered prior to the application of that investment strategy?***

There is no committed minimum rate to reduce the scope of the investments considered prior to the application of that investment strategy.

● ***What is the policy to assess good governance practices of the investee companies?***

We rely on Amundi ESG scoring methodology. Amundi's ESG scoring is based on a proprietary ESG analysis framework, which accounts for 38 general and sector-specific criteria, including governance criteria. In the Governance dimension, we assess an issuer's ability to ensure an effective corporate governance framework that guarantees it will meet its long-term objectives (e.g. guaranteeing the issuer's value over the long term) The governance sub-criteria considered are: board structure, audit and control, remuneration, shareholders' rights, ethics, tax practices and ESG strategy

Amundi ESG Rating scale contains seven grades, ranging from A to G, where A is the best and G the worst rating. G-rated companies are excluded from our investment universe.



**Asset allocation** describes the share of investments in specific assets.

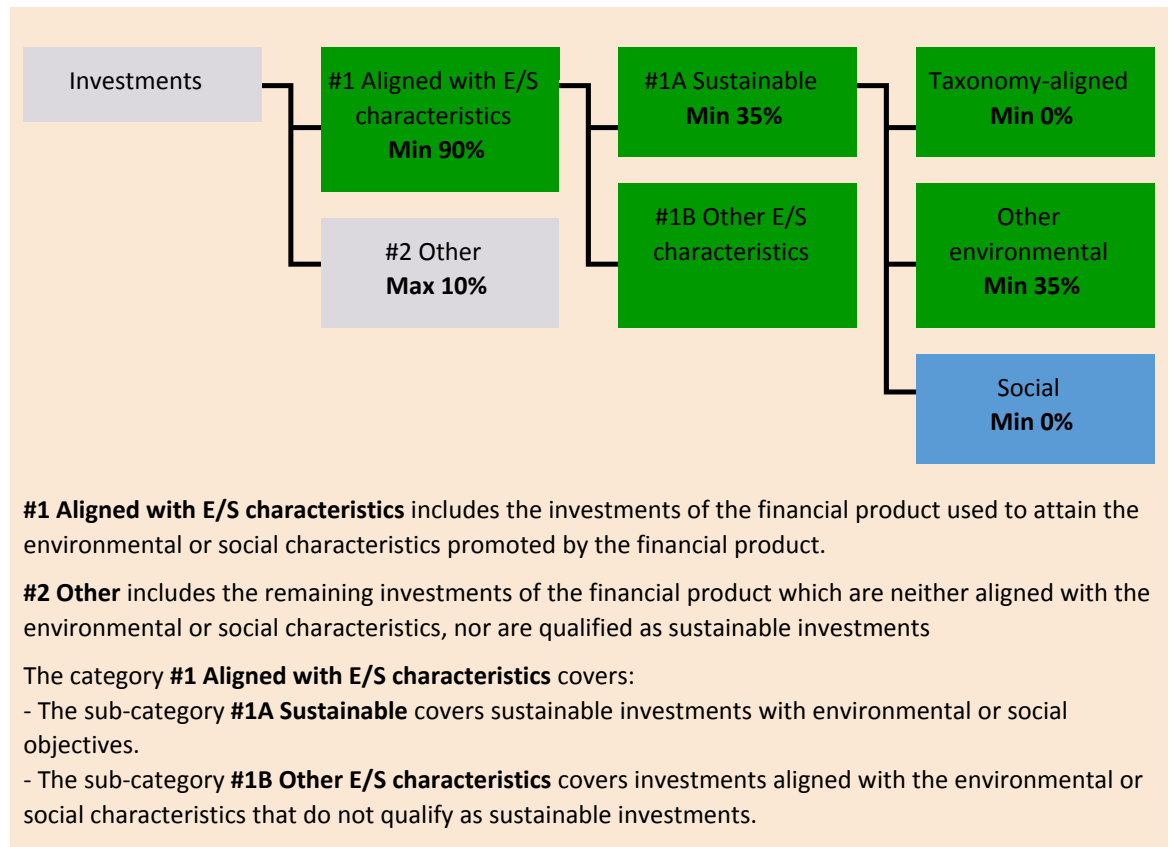
Taxonomy-aligned activities are expressed as a share of:

- **turnover** reflecting the share of revenue from green activities of investee companies
- **capital expenditure (CapEx)** showing the green investments made by investee companies, e.g. for a transition to a green economy.
- **operational expenditure (OpEx)** reflecting green operational activities of investee companies.

## What is the asset allocation planned for this financial product?

At least 90% of the Sub-Fund's securities and instruments will meet the promoted environmental or social characteristics in accordance with the binding elements of the Index methodology. Furthermore, the Sub-Fund commits to have a minimum of 35% of sustainable investments as per the below chart. Investments aligned with other E/S characteristics (#1B) will represent the difference between the actual proportion of investments aligned with environmental or social characteristics (#1) and the actual proportion of sustainable investments (#1A).

The planned proportion of other environmental investment represents a minimum of 35% (i) and may change as the actual proportions of Taxonomy-aligned and/or Social investments increase.



## ● How does the use of derivatives attain the environmental or social characteristics promoted by the financial product?

Derivatives are not used to attain the environmental and social characteristics promoted by the Sub-Fund.

### Enabling activities

directly enable other activities to make a substantial contribution to an environmental objective.

### Transitional activities

are activities for which low-carbon alternatives are not yet available and among others have greenhouse gas emission levels corresponding to the best performance.



## To what minimum extent are sustainable investments with an environmental objective aligned with the EU Taxonomy?

The sub-fund currently has no minimum commitment to sustainable investments with an environmental objective aligned with the EU Taxonomy. The Sub-Fund does not commit to make taxonomy-compliant investments in fossil gas and/or nuclear energy as illustrated below. Nevertheless, as part of the investment strategy, it may invest in companies that are also active in these industries. Such investments may or may not be taxonomy aligned.

### Does the financial product invest in fossil gas and/or nuclear energy related activities that comply with the EU Taxonomy ?

- Yes :
- In fossil gas
  - In nuclear energy
- No

The two graphs below show in green the minimum percentage of investments that are aligned with the EU Taxonomy. As there is no appropriate methodology to determine the Taxonomy-alignment of sovereign bonds\*, the first graph shows the Taxonomy alignment in relation to all the investments of the financial product including sovereign bonds, while the second graph shows the Taxonomy alignment only in relation to the investments of the financial product other than sovereign bonds.

#### 1. Taxonomy-alignment of investments including sovereign bonds\*

- Taxonomy-aligned (no fossil gas and nuclear)
- Non Taxonomy-aligned



#### 2. Taxonomy-alignment of investments excluding sovereign bonds\*

- Taxonomy-aligned (no fossil gas and nuclear)
- Non Taxonomy-aligned



This graph represents 100% of the total investments.\*\*

\* For the purpose of these graphs, 'sovereigns bonds' consist of all sovereign exposures

\*\* This percentage is purely indicative and may vary.

### What is the minimum share of investments in transitional and enabling activities?

The funds has no minimum proportion of investment in transitional or enabling activities.



are sustainable investments with an environmental objective that **do not take into account the criteria** for environmentally sustainable economic activities under the EU Taxonomy.



**What is the minimum share of sustainable investments with an environmental objective that are not aligned with the EU Taxonomy?**

The Sub-Fund will have a minimum commitment of 35% of Sustainable Investments with an environmental objective as indicated in this Annex with no commitment on their alignment with the EU Taxonomy.



**What is the minimum share of socially sustainable investments?**

The Sub-Fund has no minimum share of socially sustainable investments.



**What investments are included under “#2 Other”, what is their purpose and are there any minimum environmental or social safeguards?**

Included in “#2 Other” are cash and instruments for the purpose of liquidity and portfolio risk management. It may also include ESG unrated securities for which data needed for the measurement of attainment of environmental or social characteristics is not available.



**Reference benchmarks** are indexes to measure whether the financial products attain the environmental or social characteristics that they promote.

**Is a specific index designated as a reference benchmark to determine whether this financial product is aligned with the environmental and/or social characteristics that it promotes?**

Yes, the Index has been designated as a reference benchmark to determine whether the Sub-Fund is aligned with the environmental and/or social characteristics that it promotes.

● **How is the reference benchmark continuously aligned with each of the environmental or social characteristics promoted by the financial product?**

According to applicable regulations to index sponsors (including BMR), index sponsors should define appropriate controls/diligence when defining and/or operating index methodologies of regulated indexes.

● **How is the alignment of the investment strategy with the methodology of the index ensured on a continuous basis?**

The investment objective of the Sub-Fund is to track both the upward and downward evolution of the Index, while minimising the difference between the return of the Sub-Fund and the return of the Index.

● **How does the designated index differ from a relevant broad market index?**

CAC 40 ESG Index is an equity index representative of the top 40 companies demonstrating strong Environmental, Social and Governance practices within the CAC Large 60 Index (Parent Index) representing the 60 leading stocks on the Paris stock market. The Index aims to deliver a reduced weighted carbon footprint and improved green-to-brown ratio compared to its Parent Index.

● **Where can the methodology used for the calculation of the designated index be found?**

Additional information on the Index can be found at <https://live.euronext.com/en/products/indices>



**Where can I find more product specific information online?**

Additional information on the Sub-Fund can be found at [www.amundiETF.com](http://www.amundiETF.com).

**Disclaimer**

15/10/2023.



focus on the intersection between a company's core business and the industry-specific issues that may create significant risks and opportunities for the company. The ESG key issues are weighted according to impact and time horizon of the risk or opportunity. The ESG key issues include for instance, but are not limited to, water stress, carbon emissions, labor management or business ethics.

More detailed on MSCI ESG Rating can be found on the following link:

<https://www.msci.com/documents/1296102/21901542/ESG-Ratings-Methodology-Exec-Summary.pdf>

More details on MSCI ESG Controversy score can be found on the following link:

<https://www.msci.com/documents/1296102/14524248/MSCI+ESG+Research+Controversies+Executive+Summary+Methodology+-+July+2020.pdf/b0a2bb88-2360-1728-b70e-2f0a889b6bd4>

More precisely, MSCI EMU ESG Leaders Select 5% Issuer Capped Index (the "Index") applicable universe includes all securities of the Parent Index.

The securities are selected by applying a combination of values based exclusions and a best-in-class selection process to companies in the MSCI EMU Index by:

1. Firstly excluding companies involved in the following business activities as per MSCI ESG Research: Alcohol, Gambling, Tobacco, Nuclear Power, Conventional Weapons, Nuclear Weapons, Controversial Weapons, Civilian Firearms, Thermal Coal and Unconventional Oil & Gas.

2. The remaining companies are rated based on their ability to manage their ESG risks and opportunities and are given a rating which determines their eligibility for inclusion in the Index :

- Companies that are not existing constituents of the MSCI ESG Leaders Indexes must have an MSCI ESG Rating of "BB" or above and the MSCI ESG Controversies score of "3" or above to be eligible.
- Current constituents of the MSCI ESG Leaders Indexes must have a MSCI ESG Rating of "BB" or above and the MSCI ESG Controversies score of "1" or above to remain eligible.

3. A best-in-class selection process is then applied to the remaining eligible securities in the selected universe. The methodology aims to include the securities of companies with the highest ESG ratings making up 50% of the market capitalization in each Global Industry Classification Standard (GICS) sector of the Parent Index.

● ***What are the objectives of the sustainable investments that the financial product partially intends to make and how does the sustainable investment contribute to such objectives?***

The objectives of the sustainable investments are to invest in investee companies that seek to meet two criteria:

- 1) follow best environmental and social practices; and
- 2) avoid making products or providing services that harm the environment and society.

In order for the investee company to be deemed to contribute to the above objective it must be a "best performer" within its sector of activity on at least one of its material environmental or social factors.

The definition of "best performer" relies on Amundi's proprietary ESG methodology which aims to measure the ESG performance of an investee company. In order to be considered a "best performer", an investee company must perform with the best top three rating (A, B or C, out of a rating scale going from A to G) within its sector on at least one material environmental or social factor. Material environmental and social factors are identified at a sector level. The identification of material factors

is based on Amundi ESG analysis framework which combines extra-financial data and qualitative analysis of associated sector and sustainability themes. Factors identified as material result in a contribution of more than 10% to the overall ESG score. For energy sector for example, material factors are: emissions and energy, biodiversity and pollution, health and security, local communities and human rights. For a more complete overview of sectors and factors, please refer to the Amundi ESG Regulatory Statement available at [www.amundi.lu](http://www.amundi.lu)

To contribute to the above objectives, the investee company should not have significant exposure to activities (e.g. tobacco, weapons, gambling, coal, aviation, meat production, fertilizer and pesticide manufacturing, single-use plastic production) not compatible with such criteria.

The sustainable nature of an investment is assessed at investee company level.

By applying the Amundi's above described Sustainable Investment definition to the Index constituents of this passively managed ETF Product, Amundi has determined that this Product has the minimum proportion of sustainable investments stated in page 1 above. However, please note that Amundi Sustainable Investment definition is not implemented at the Index methodology level.

**Principal adverse impacts** are the most significant negative impact of investment decisions on sustainability factors relating to environmental, social and employee matters, respect for human rights, anti-corruption and anti-bribery matters.

● ***How do the sustainable investments that the financial product partially intends to make, not cause significant harm to any environmental or social sustainable investment objective?***

To ensure sustainable investments do no significant harm ('DNSH'), Amundi utilises two filters:

The first DNSH test filter relies on monitoring the mandatory Principal Adverse Impacts indicators in Annex 1, Table 1 of the RTS where robust data is available (e.g. GHG intensity of investee companies) via a combination of indicators (e.g. carbon intensity) and specific thresholds or rules (e.g. that the investee company's carbon intensity does not belong to the last decile of the sector).

Amundi already considers specific Principle Adverse Impacts within its exclusion policy as part of Amundi's Responsible Investment Policy. These exclusions, which apply on the top of the tests detailed above, cover the following topics: exclusions on controversial weapons, Violations of UN Global Compact principles, coal and tobacco.

Beyond the specific sustainability factors covered in the first filter, Amundi has defined a second filter, which does not take the mandatory Principal Adverse Impact indicators above into account, in order to verify that the company does not badly perform from an overall environmental or social standpoint compared to other companies within its sector which corresponds to an environmental or social score superior or equal to E using Amundi's ESG rating.

*How have the indicators for adverse impacts on sustainability factors been taken into account?*

The indicators for adverse impacts have been taken into account as detailed in the first do not significant harm (DNSH) filter above:

The first DNSH filter relies on monitoring of mandatory Principal Adverse Impacts indicators in Annex 1, Table 1 of the RTS where robust data is available via the combination of following indicators and specific thresholds or rules:

- Have a CO2 intensity which does not belong to the last decile compared to other companies within its sector (only applies to high intensity sectors), and
- Have a Board of Directors' diversity which does not belong to the last decile compared to other companies within its sector, and
- Be cleared of any controversy in relation to work conditions and human rights.



- Be cleared of any controversy in relation to biodiversity and pollution

Amundi already considers specific Principle Adverse Impacts within its exclusion policy as part of Amundi's Responsible Investment Policy. These exclusions, which apply on the top of the tests detailed above, cover the following topics: exclusions on controversial weapons, Violations of UN Global Compact principles, coal and tobacco.

*How are the sustainable investments aligned with the OECD Guidelines for Multinational Enterprises and the UN Guiding Principles on Business and Human Rights? Details:*

The OECD Guidelines for Multinational Enterprises and the UN Guiding Principles on Business and Human Rights are integrated into our ESG scoring methodology. Our proprietary ESG rating tool assesses issuers using available data from our data providers. For example the model has a dedicated criteria called "Community Involvement & Human Rights" which is applied to all sectors in addition to other human rights linked criteria including socially responsible supply chains, working conditions, and labor relations. Furthermore, we conduct controversy monitoring on a, at minimum, quarterly basis which includes companies identified for human rights violations. When controversies arise, analysts will evaluate the situation and apply a score to the controversy (using our proprietary scoring methodology) and determine the best course of action. Controversy scores are updated quarterly to track the trend and remediation efforts

*The EU Taxonomy sets out a "do not significantly harm" principle by which Taxonomy-aligned investments should not significantly harm EU Taxonomy objectives and is accompanied by specific EU criteria.*

The "do not significantly harm" principle applies only to those investments underlying the financial product that take into account the EU criteria for environmentally sustainable economic activities. The investments underlying the remaining portion of this financial product do not take into account the EU criteria for environmentally sustainable economic activities.

*Any other sustainable investments must also not significantly harm any environmental or social objectives.*



### **Does this financial product consider principal adverse impacts on sustainability factors?**

**X** Yes, The Sub-Fund considers Principal Adverse Impacts as per Annex 1, Table 1 of the RTS applying to the Sub-Fund's strategy and relies on a combination of exclusion policies (normative and sectorial), engagement and voting approaches.

- Exclusion: Amundi has defined normative, activity-based and sector-based exclusion rules covering some of the key adverse sustainability indicators listed by the Disclosure Regulation.

- Engagement: Engagement is a continuous and purpose driven process aimed at influencing the activities or behavior of investee companies. The aim of engagement activities can fall into two categories : to engage an issuer to improve the way it integrates the environmental and social dimension, to engage an issuer to improve its impact on environmental, social, and human rights-related or other sustainability matters that are material to society and the global economy.

- Vote: Amundi's voting policy responds to an holistic analysis of all the long-term issues that may influence value creation, including material ESG issues. For more information please refer to Amundi's Voting Policy .

- Controversies monitoring: Amundi has developed a controversy tracking system that relies on three

external data providers to systematically track controversies and their level of severity. This quantitative approach is then enriched with an in-depth assessment of each severe controversy, led by ESG analysts and the periodic review of its evolution. This approach applies to all of Amundi's funds.

For any indication on how mandatory Principal Adverse Impact indicators are used, please refer to the Amundi ESG Regulatory Statement available at [www.amundi.lu](http://www.amundi.lu)

No



**The Investment strategy** guides investment decisions based on factors such as investment objectives and risk tolerance.

**Good governance** practices include sound management structures, employee relations, remuneration of staff and tax compliance.

### **What investment strategy does this financial product follow?**

The Sub-Fund tracks the performance of MSCI EMU ESG LEADERS SELECT 5% Issuer Capped Index (the "Index"), and minimizes the tracking error between the net asset value of the sub-fund and the performance of the Index.

MSCI EMU ESG Leaders Select 5% Issuer Capped Index is an equity index based on the MSCI EMU Index ("Parent Index"), representative of the large and mid-cap stocks across 10 developed countries (as of September 2020) in the European Economic and Monetary Union (EMU) and issued by companies that have the highest Environmental, Social and Governance (ESG) rating in each sector of the Parent Index.

#### **● What are the binding elements of the investment strategy used to select the investments to attain each of the environmental or social characteristics promoted by this financial product?**

This is a passively managed ETF. Its investment strategy is to replicate the Index while minimizing the related tracking error.

MSCI EMU ESG Leaders Select 5% Issuer Capped Index (the "Index") applicable universe includes all securities of the Parent Index.

The securities are selected by applying a combination of values based exclusions and a best-in-class selection process to companies in the MSCI EMU Index by:

1. Firstly excluding companies involved in the following business activities as per MSCI ESG Research: Alcohol, Gambling, Tobacco, Nuclear Power, Conventional Weapons, Nuclear Weapons, Controversial Weapons, Civilian Firearms, Thermal Coal and Unconventional Oil & Gas.

2. The remaining companies are rated based on their ability to manage their ESG risks and opportunities and are given a rating which determines their eligibility for inclusion in the Index :

- Companies that are not existing constituents of the MSCI ESG Leaders Indexes must have an MSCI ESG Rating of "BB" or above and the MSCI ESG Controversies score of "3" or above to be eligible.

- Current constituents of the MSCI ESG Leaders Indexes must have a MSCI ESG Rating of "BB" or above and the MSCI ESG Controversies score of "1" or above to remain eligible.

3. A best-in-class selection process is then applied to the remaining eligible securities in the selected universe. The methodology aims to include the securities of companies with the highest ESG ratings making up 50% of the market capitalization in each Global Industry Classification Standard (GICS) sector of the Parent Index.

The Product strategy is also relying on systematic exclusions policies (normative and sectorial) as further described in Amundi Responsible Investment policy.

#### **● What is the committed minimum rate to reduce the scope of the investments considered**

***prior to the application of that investment strategy?***

There is no committed minimum rate to reduce the scope of the investments considered prior to the application of that investment strategy.

● ***What is the policy to assess good governance practices of the investee companies?***

We rely on Amundi ESG scoring methodology. Amundi's ESG scoring is based on a proprietary ESG analysis framework, which accounts for 38 general and sector-specific criteria, including governance criteria. In the Governance dimension, we assess an issuer's ability to ensure an effective corporate governance framework that guarantees it will meet its long-term objectives (e.g. guaranteeing the issuer's value over the long term) The governance sub-criteria considered are: board structure, audit and control, remuneration, shareholders' rights, ethics, tax practices and ESG strategy

Amundi ESG Rating scale contains seven grades, ranging from A to G, where A is the best and G the worst rating. G-rated companies are excluded from our investment universe.



**Asset allocation** describes the share of investments in specific assets.

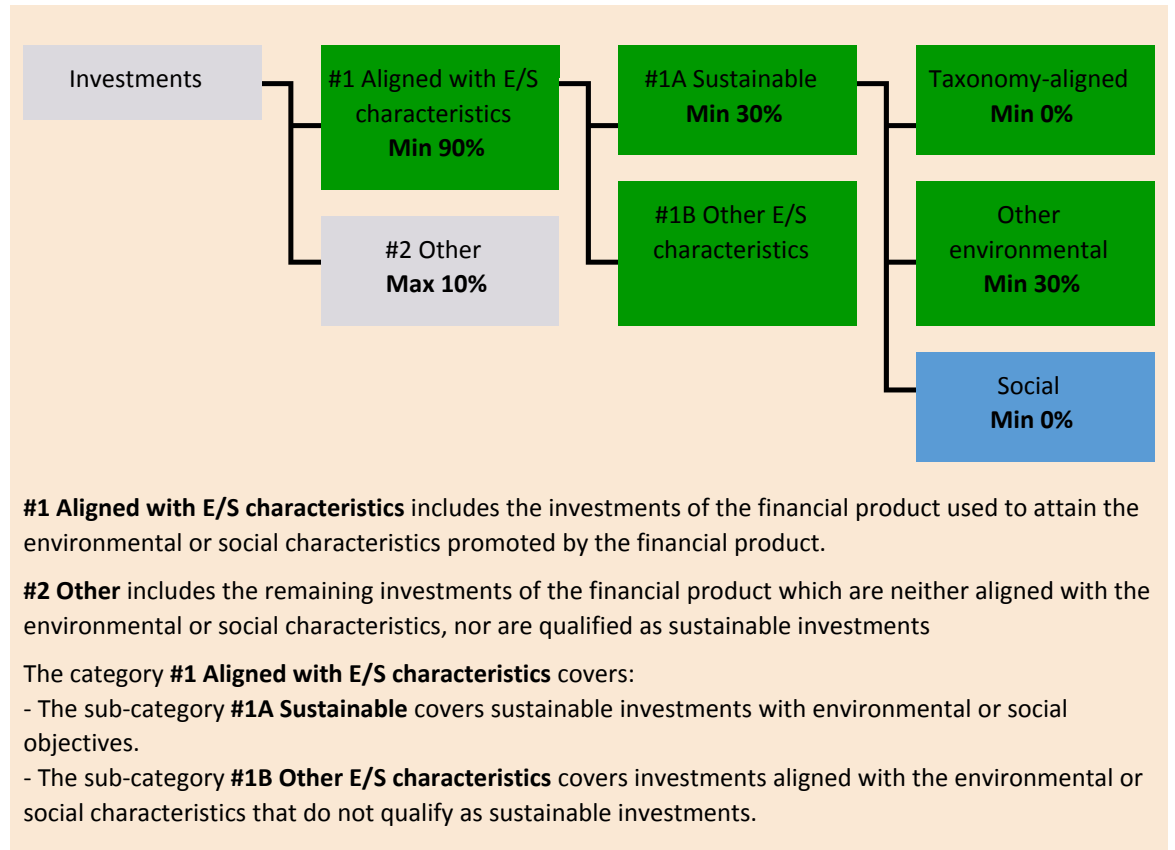
Taxonomy-aligned activities are expressed as a share of:

- **turnover** reflecting the share of revenue from green activities of investee companies
- **capital expenditure (CapEx)** showing the green investments made by investee companies, e.g. for a transition to a green economy.
- **operational expenditure (OpEx)** reflecting green operational activities of investee companies.

### What is the asset allocation planned for this financial product?

At least 90% of the Sub-Fund's securities and instruments will meet the promoted environmental or social characteristics in accordance with the binding elements of the Index methodology. Furthermore, the Sub-Fund commits to have a minimum of 30% of sustainable investments as per the below chart. Investments aligned with other E/S characteristics (#1B) will represent the difference between the actual proportion of investments aligned with environmental or social characteristics (#1) and the actual proportion of sustainable investments (#1A).

The planned proportion of other environmental investment represents a minimum of 30% (i) and may change as the actual proportions of Taxonomy-aligned and/or Social investments increase.



● **How does the use of derivatives attain the environmental or social characteristics promoted by the financial product?**

Derivatives are not used to attain the environmental and social characteristics promoted by the Sub-Fund.

### Enabling activities

directly enable other activities to make a substantial contribution to an environmental objective.

### Transitional activities

are activities for which low-carbon alternatives are not yet available and among others have greenhouse gas emission levels corresponding to the best performance.



## To what minimum extent are sustainable investments with an environmental objective aligned with the EU Taxonomy?

The sub-fund currently has no minimum commitment to sustainable investments with an environmental objective aligned with the EU Taxonomy. The Sub-Fund does not commit to make taxonomy-compliant investments in fossil gas and/or nuclear energy as illustrated below. Nevertheless, as part of the investment strategy, it may invest in companies that are also active in these industries. Such investments may or may not be taxonomy aligned.

### Does the financial product invest in fossil gas and/or nuclear energy related activities that comply with the EU Taxonomy ?

- Yes :
- In fossil gas
  - In nuclear energy
- No

The two graphs below show in green the minimum percentage of investments that are aligned with the EU Taxonomy. As there is no appropriate methodology to determine the Taxonomy-alignment of sovereign bonds\*, the first graph shows the Taxonomy alignment in relation to all the investments of the financial product including sovereign bonds, while the second graph shows the Taxonomy alignment only in relation to the investments of the financial product other than sovereign bonds.

#### 1. Taxonomy-alignment of investments including sovereign bonds\*

- Taxonomy-aligned (no fossil gas and nuclear)
- Non Taxonomy-aligned



#### 2. Taxonomy-alignment of investments excluding sovereign bonds\*

- Taxonomy-aligned (no fossil gas and nuclear)
- Non Taxonomy-aligned



This graph represents 100% of the total investments.\*\*

\* For the purpose of these graphs, 'sovereigns bonds' consist of all sovereign exposures

\*\* This percentage is purely indicative and may vary.

### What is the minimum share of investments in transitional and enabling activities?

The funds has no minimum proportion of investment in transitional or enabling activities.



are sustainable investments with an environmental objective that **do not take into account the criteria** for environmentally sustainable economic activities under the EU Taxonomy.



**What is the minimum share of sustainable investments with an environmental objective that are not aligned with the EU Taxonomy?**

The Sub-Fund will have a minimum commitment of 30% of Sustainable Investments with an environmental objective as indicated in this Annex with no commitment on their alignment with the EU Taxonomy.



**What is the minimum share of socially sustainable investments?**

The Sub-Fund has no minimum share of socially sustainable investments.



**What investments are included under “#2 Other”, what is their purpose and are there any minimum environmental or social safeguards?**

Included in "#2 Other" are cash and instruments for the purpose of liquidity and portfolio risk management. It may also include ESG unrated securities for which data needed for the measurement of attainment of environmental or social characteristics is not available.



**Reference benchmarks** are indexes to measure whether the financial products attain the environmental or social characteristics that they promote.

**Is a specific index designated as a reference benchmark to determine whether this financial product is aligned with the environmental and/or social characteristics that it promotes?**

Yes, the Index has been designated as a reference benchmark to determine whether the Sub-Fund is aligned with the environmental and/or social characteristics that it promotes.

● **How is the reference benchmark continuously aligned with each of the environmental or social characteristics promoted by the financial product?**

According to applicable regulations to index sponsors (including BMR), index sponsors should define appropriate controls/diligence when defining and/or operating index methodologies of regulated indexes.

● **How is the alignment of the investment strategy with the methodology of the index ensured on a continuous basis?**

The investment objective of the Sub-Fund is to track both the upward and downward evolution of the Index, while minimising the difference between the return of the Sub-Fund and the return of the Index.

● **How does the designated index differ from a relevant broad market index?**

MSCI EMU ESG Leaders Select 5% Issuer Capped Index is an equity index based on the MSCI EMU Index ("Parent Index"), representative of the large and mid-cap stocks across 10 developed countries (as of September 2020) in the European Economic and Monetary Union (EMU) and issued by companies that have the highest Environmental, Social and Governance (ESG) rating in each sector of the Parent Index.

● **Where can the methodology used for the calculation of the designated index be found?**

Additional information on the Index can be found at <https://www.msci.com/index-methodology>



**Where can I find more product specific information online?**

Additional information on the Sub-Fund can be found at [www.amundiETF.com](http://www.amundiETF.com).

**Disclaimer**

15/10/2023.

**Pre-contractual disclosure for the financial products referred to in Article 8, paragraphs 1, 2 and 2a, of Regulation (EU) 2019/2088 and Article 6, first paragraph, of Regulation (EU) 2020/852**

**Sustainable investment**

means an investment in an economic activity that contributes to an environmental or social objective, provided that the investment does not significantly harm any environmental or social objective and that the investee companies follow good governance practices.

The **EU Taxonomy** is a classification system laid down in Regulation (EU) 2020/852, establishing a list of **environmentally sustainable economic activities**. That Regulation does not lay down a list of socially sustainable economic activities. Sustainable investments with an environmental objective might be aligned with the Taxonomy or not.



**Sustainability**

**indicators** measure how the environmental or social characteristics promoted by the financial product are attained.

**Product name:**  
AMUNDI GLOBAL AGG SRI

**Legal entity identifier:**  
213800B37T1WLWBOYS44

**Environmental and/or social characteristics**

**Does this financial product have a sustainable investment objective?**

**Yes**    **X No**

<input type="checkbox"/> It will make a minimum of <b>sustainable investments with an environmental objective: ___%</b>	<input checked="" type="checkbox"/> It <b>promotes Environmental/Social (E/S) characteristics</b> and while it does not have as its objective a sustainable investment, it will have a minimum proportion of 1% of sustainable investments
<input type="checkbox"/> in economic activities that qualify as environmentally sustainable under the EU Taxonomy	<input type="checkbox"/> with an environmental objective in economic activities that qualify as environmentally sustainable under the EU Taxonomy
<input type="checkbox"/> in economic activities that do not qualify as environmentally sustainable under the EU Taxonomy	<input checked="" type="checkbox"/> with an environmental objective in economic activities that do not qualify as environmentally sustainable under the EU Taxonomy
<input type="checkbox"/> It will make a minimum of <b>sustainable investments with a social objective: ___%</b>	<input type="checkbox"/> with a social objective
<input type="checkbox"/> It promotes E/S characteristics, but <b>will not make any sustainable investments</b>	

**What environmental and/or social characteristics are promoted by this financial product?**

The Sub-Fund promotes environmental and/or social characteristics through among others, replicating an Index integrating an environmental, social and governance ("ESG") rating.

The Index methodology is constructed using a "Best-in-class approach": best ranked companies are selected to construct the Index.

"Best-in-class" is an approach where leading or best-performing investments are selected within a universe, industry sector or class. Using such Best-in-class approach, the Index follows an extra-financial approach significantly engaging that permits the reduction by at least 20% of the initial investment universe (expressed in number of issuers).

**What sustainability indicators are used to measure the attainment of each of the environmental or social characteristics promoted by this financial product?**

The MSCI ESG Rating is used to measure the attainment of each of the environmental and or social characteristic promoted by this financial product.

MSCI ESG Rating methodology uses a rules-based methodology designed to measure a company's resilience to long-term, industry material ESG risks. It is based on extra-financial ESG key issues that



focus on the intersection between a company's core business and the industry-specific issues that may create significant risks and opportunities for the company. The ESG key issues are weighted according to impact and time horizon of the risk or opportunity. The ESG key issues include for instance, but are not limited to, water stress, carbon emissions, labor management or business ethics.

More detailed on MSCI ESG Rating can be found on the following link:

<https://www.msci.com/documents/1296102/21901542/ESG-Ratings-Methodology-Exec-Summary.pdf>

More details on MSCI ESG Controversy score can be found on the following link:

<https://www.msci.com/documents/1296102/14524248/MSCI+ESG+Research+Controversies+Executive+Summary+Methodology+-+July+2020.pdf/b0a2bb88-2360-1728-b70e-2f0a889b6bd4>

More precisely, Bloomberg MSCI Global Aggregate 500MM ex Securitized Sustainable SRI Sector Neutral Index ("the Index") applies the following filters:

1. Securities composing the Index must have an ESG rating of BBB or higher to be eligible.
2. Companies involved in business lines/activities\*: such as Alcohol, Tobacco, Gambling, Adult Entertainment, Genetically Modified organisms (GMO), Nuclear Power, Conventional and Controversial Weapons, Civilian Firearms, Thermal Coal or Fossil Fuels, as per the standard Bloomberg MSCI SRI screen, are excluded.
3. Companies with a "Red" MSCI ESG Impact Monitor score, which measures an issuer's involvement in major ESG controversies and how well they adhere to international norms and principles are excluded.

The remaining securities are weighted according to their total market capitalization, rescaled to maintain sector neutral allocation to its Parent Index. If after having applied the ESG filters, less than 20% of the total number of issuers in the eligible universe are excluded, then remaining issuers are ranked according to the following criteria:

- MSCI ESG Rating score (higher Ticker ESG Rating score preferred to remain in the index)
- MSCI ESG Controversies score (higher Ticker Controversies score preferred to remain in the index)

Then based on this ranking, issuers will be excluded from the index, until the number of excluded issuers is higher than 20% of the eligible universe total number of issuers.

\* For more information on the business lines/activities and the screen, please refer to the Index methodology available on [bloombergindices.com](http://bloombergindices.com)

● ***What are the objectives of the sustainable investments that the financial product partially intends to make and how does the sustainable investment contribute to such objectives?***

The objectives of the sustainable investments are to invest in investee companies that seek to meet two criteria:

- 1) follow best environmental and social practices; and
- 2) avoid making products or providing services that harm the environment and society.

In order for the investee company to be deemed to contribute to the above objective it must be a "best performer" within its sector of activity on at least one of its material environmental or social factors.

The definition of "best performer" relies on Amundi's proprietary ESG methodology which aims to measure the ESG performance of an investee company. In order to be considered a "best performer", an investee company must perform with the best top three rating (A, B or C, out of a rating scale going from A to G) within its sector on at least one material environmental or social factor. Material

environmental and social factors are identified at a sector level. The identification of material factors is based on Amundi ESG analysis framework which combines extra-financial data and qualitative analysis of associated sector and sustainability themes. Factors identified as material result in a contribution of more than 10% to the overall ESG score. For energy sector for example, material factors are: emissions and energy, biodiversity and pollution, health and security, local communities and human rights. For a more complete overview of sectors and factors, please refer to the Amundi ESG Regulatory Statement available at [www.amundi.lu](http://www.amundi.lu)

To contribute to the above objectives, the investee company should not have significant exposure to activities (e.g. tobacco, weapons, gambling, coal, aviation, meat production, fertilizer and pesticide manufacturing, single-use plastic production) not compatible with such criteria.

The sustainable nature of an investment is assessed at investee company level.

By applying the Amundi's above described Sustainable Investment definition to the Index constituents of this passively managed ETF Product, Amundi has determined that this Product has the minimum proportion of sustainable investments stated in page 1 above. However, please note that Amundi Sustainable Investment definition is not implemented at the Index methodology level.

**Principal adverse impacts** are the most significant negative impact of investment decisions on sustainability factors relating to environmental, social and employee matters, respect for human rights, anti-corruption and anti-bribery matters.

● ***How do the sustainable investments that the financial product partially intends to make, not cause significant harm to any environmental or social sustainable investment objective?***

To ensure sustainable investments do no significant harm ('DNSH'), Amundi utilises two filters:

The first DNSH test filter relies on monitoring the mandatory Principal Adverse Impacts indicators in Annex 1, Table 1 of the RTS where robust data is available (e.g. GHG intensity of investee companies) via a combination of indicators (e.g. carbon intensity) and specific thresholds or rules (e.g. that the investee company's carbon intensity does not belong to the last decile of the sector).

Amundi already considers specific Principle Adverse Impacts within its exclusion policy as part of Amundi's Responsible Investment Policy. These exclusions, which apply on the top of the tests detailed above, cover the following topics: exclusions on controversial weapons, Violations of UN Global Compact principles, coal and tobacco.

Beyond the specific sustainability factors covered in the first filter, Amundi has defined a second filter, which does not take the mandatory Principal Adverse Impact indicators above into account, in order to verify that the company does not badly perform from an overall environmental or social standpoint compared to other companies within its sector which corresponds to an environmental or social score superior or equal to E using Amundi's ESG rating.

***How have the indicators for adverse impacts on sustainability factors been taken into account?***

The indicators for adverse impacts have been taken into account as detailed in the first do not significant harm (DNSH) filter above:

The first DNSH filter relies on monitoring of mandatory Principal Adverse Impacts indicators in Annex 1, Table 1 of the RTS where robust data is available via the combination of following indicators and specific thresholds or rules:

- Have a CO2 intensity which does not belong to the last decile compared to other companies within its sector (only applies to high intensity sectors), and
- Have a Board of Directors' diversity which does not belong to the last decile compared to other companies within its sector, and
- Be cleared of any controversy in relation to work conditions and human rights.

- Be cleared of any controversy in relation to biodiversity and pollution

Amundi already considers specific Principle Adverse Impacts within its exclusion policy as part of Amundi's Responsible Investment Policy. These exclusions, which apply on the top of the tests detailed above, cover the following topics: exclusions on controversial weapons, Violations of UN Global Compact principles, coal and tobacco.

*How are the sustainable investments aligned with the OECD Guidelines for Multinational Enterprises and the UN Guiding Principles on Business and Human Rights? Details:*

The OECD Guidelines for Multinational Enterprises and the UN Guiding Principles on Business and Human Rights are integrated into our ESG scoring methodology. Our proprietary ESG rating tool assesses issuers using available data from our data providers. For example the model has a dedicated criteria called "Community Involvement & Human Rights" which is applied to all sectors in addition to other human rights linked criteria including socially responsible supply chains, working conditions, and labor relations. Furthermore, we conduct controversy monitoring on a, at minimum, quarterly basis which includes companies identified for human rights violations. When controversies arise, analysts will evaluate the situation and apply a score to the controversy (using our proprietary scoring methodology) and determine the best course of action. Controversy scores are updated quarterly to track the trend and remediation efforts

*The EU Taxonomy sets out a "do not significantly harm" principle by which Taxonomy-aligned investments should not significantly harm EU Taxonomy objectives and is accompanied by specific EU criteria.*

The "do not significantly harm" principle applies only to those investments underlying the financial product that take into account the EU criteria for environmentally sustainable economic activities. The investments underlying the remaining portion of this financial product do not take into account the EU criteria for environmentally sustainable economic activities.

*Any other sustainable investments must also not significantly harm any environmental or social objectives.*



### **Does this financial product consider principal adverse impacts on sustainability factors?**

**X** Yes, The Sub-Fund considers Principal Adverse Impacts as per Annex 1, Table 1 of the RTS applying to the Sub-Fund's strategy and relies on a combination of exclusion policies (normative and sectorial), engagement and voting approaches.

- Exclusion: Amundi has defined normative, activity-based and sector-based exclusion rules covering some of the key adverse sustainability indicators listed by the Disclosure Regulation.

- Engagement: Engagement is a continuous and purpose driven process aimed at influencing the activities or behavior of investee companies. The aim of engagement activities can fall into two categories : to engage an issuer to improve the way it integrates the environmental and social dimension, to engage an issuer to improve its impact on environmental, social, and human rights-related or other sustainability matters that are material to society and the global economy.

- Vote: Amundi's voting policy responds to an holistic analysis of all the long-term issues that may influence value creation, including material ESG issues. For more information please refer to Amundi's Voting Policy .

- Controversies monitoring: Amundi has developed a controversy tracking system that relies on three external data providers to systematically track controversies and their level of severity. This quantitative approach is then enriched with an in-depth assessment of each severe controversy, led by ESG analysts and the periodic review of its evolution. This approach applies to all of Amundi's funds.

For any indication on how mandatory Principal Adverse Impact indicators are used, please refer to the Amundi ESG Regulatory Statement available at [www.amundi.lu](http://www.amundi.lu)

No



### The Investment strategy guides

investment decisions based on factors such as investment objectives and risk tolerance.

### Good

governance practices include sound management structures, employee relations, remuneration of staff and tax compliance.

## What investment strategy does this financial product follow?

To track the performance of Bloomberg MSCI Global Aggregate 500MM ex Securitized Sustainable SRI Sector Neutral Index ("the Index"), and to minimize the tracking error between the net asset value of the sub-fund and the performance of the Index.

Bloomberg MSCI Global Aggregate 500MM ex Securitized Sustainable SRI Sector Neutral Index is a bond index, representative of the global fixed-rate investment grade debt market from both developed and emerging markets countries that follows the rules of the Bloomberg MSCI Global Aggregate 500MM ex Securitized Index (the "Parent Index") and applies sector and ESG criteria for security eligibility.

## What are the binding elements of the investment strategy used to select the investments to attain each of the environmental or social characteristics promoted by this financial product?

This is a passively managed ETF. Its investment strategy is to replicate the Index while minimizing the related tracking error.

Bloomberg MSCI Global Aggregate 500MM ex Securitized Sustainable SRI Sector Neutral Index ("the Index") applies the following filters:

1. Securities composing the Index must have an ESG rating of BBB or higher to be eligible.
2. Companies involved in business lines/activities\*: such as Alcohol, Tobacco, Gambling, Adult Entertainment, Genetically Modified organisms (GMO), Nuclear Power, Conventional and Controversial Weapons, Civilian Firearms, Thermal Coal or Fossil Fuels, as per the standard Bloomberg MSCI SRI screen, are excluded.
3. Companies with a "Red" MSCI ESG Impact Monitor score, which measures an issuer's involvement in major ESG controversies and how well they adhere to international norms and principles are excluded.

The remaining securities are weighted according to their total market capitalization, rescaled to maintain sector neutral allocation to its Parent Index. If after having applied the ESG filters, less than 20% of the total number of issuers in the eligible universe are excluded, then remaining issuers are ranked according to the following criteria:

- MSCI ESG Rating score (higher Ticker ESG Rating score preferred to remain in the index)
  - MSCI ESG Controversies score (higher Ticker Controversies score preferred to remain in the index)
- Then based on this ranking, issuers will be excluded from the index, until the number of excluded issuers is higher than 20% of the eligible universe total number of issuers.

\* For more information on the business lines/activities and the screen, please refer to the Index methodology available on [bloombergindices.com](http://bloombergindices.com)

The Product strategy is also relying on systematic exclusions policies (normative and sectorials) as further described in Amundi Responsible Investment policy.

● ***What is the committed minimum rate to reduce the scope of the investments considered prior to the application of that investment strategy?***

There is no committed minimum rate to reduce the scope of the investments considered prior to the application of that investment strategy.

● ***What is the policy to assess good governance practices of the investee companies?***

We rely on Amundi ESG scoring methodology. Amundi's ESG scoring is based on a proprietary ESG analysis framework, which accounts for 38 general and sector-specific criteria, including governance criteria. In the Governance dimension, we assess an issuer's ability to ensure an effective corporate governance framework that guarantees it will meet its long-term objectives (e.g. guaranteeing the issuer's value over the long term) The governance sub-criteria considered are: board structure, audit and control, remuneration, shareholders' rights, ethics, tax practices and ESG strategy

Amundi ESG Rating scale contains seven grades, ranging from A to G, where A is the best and G the worst rating. G-rated companies are excluded from our investment universe.



**Asset allocation** describes the share of investments in specific assets.

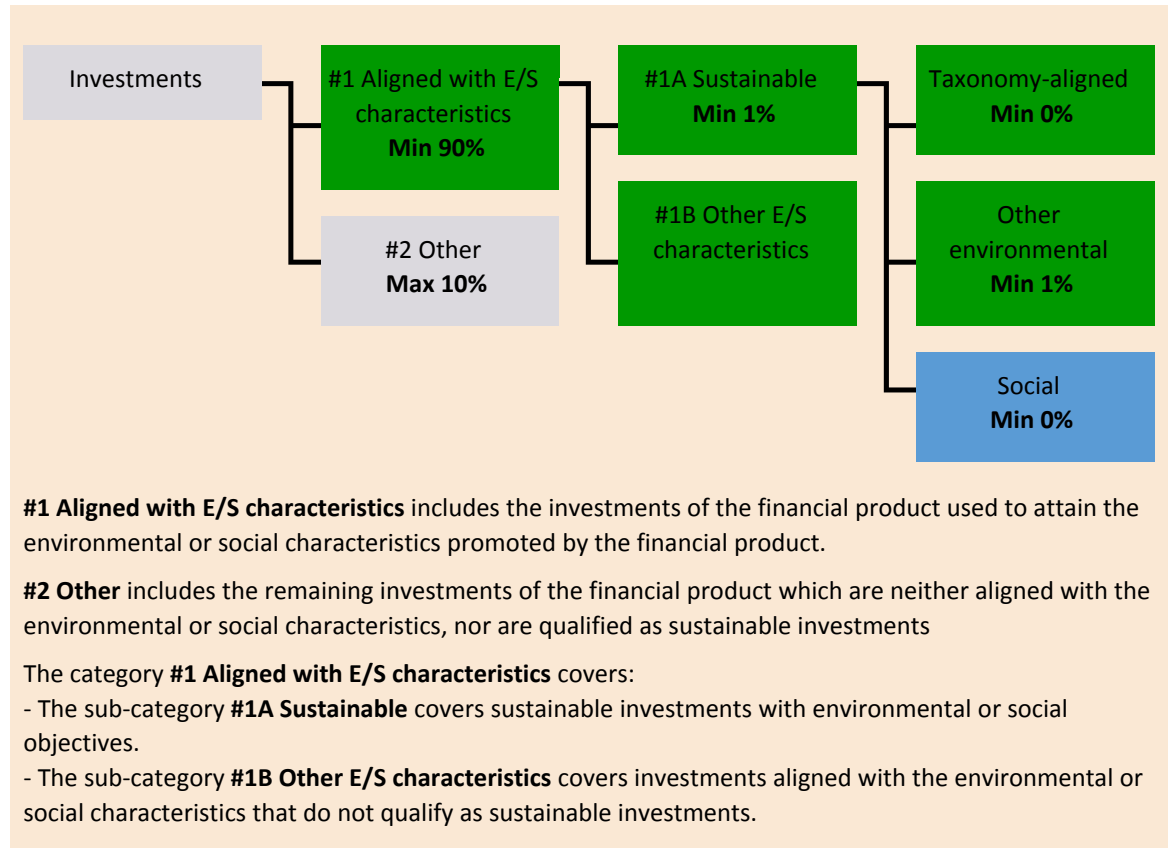
Taxonomy-aligned activities are expressed as a share of:

- **turnover** reflecting the share of revenue from green activities of investee companies
- **capital expenditure (CapEx)** showing the green investments made by investee companies, e.g. for a transition to a green economy.
- **operational expenditure (OpEx)** reflecting green operational activities of investee companies.

## What is the asset allocation planned for this financial product?

At least 90% of the Sub-Fund's securities and instruments will meet the promoted environmental or social characteristics in accordance with the binding elements of the Index methodology. Furthermore, the Sub-Fund commits to have a minimum of 1% of sustainable investments as per the below chart. Investments aligned with other E/S characteristics (#1B) will represent the difference between the actual proportion of investments aligned with environmental or social characteristics (#1) and the actual proportion of sustainable investments (#1A).

The planned proportion of other environmental investment represents a minimum of 1% (i) and may change as the actual proportions of Taxonomy-aligned and/or Social investments increase.



## ● How does the use of derivatives attain the environmental or social characteristics promoted by the financial product?

Derivatives are not used to attain the environmental and social characteristics promoted by the Sub-Fund.

**Enabling activities** directly enable other activities to make a substantial contribution to an environmental objective.

**Transitional activities** are activities for which low-carbon alternatives are not yet available and among others have greenhouse gas emission levels corresponding to the best performance.



**To what minimum extent are sustainable investments with an environmental objective aligned with the EU Taxonomy?**

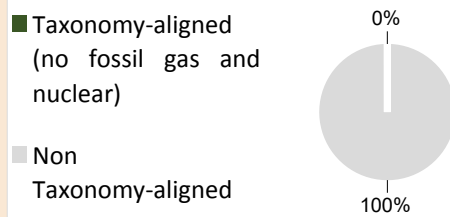
The sub-fund currently has no minimum commitment to sustainable investments with an environmental objective aligned with the EU Taxonomy. The Sub-Fund does not commit to make taxonomy-compliant investments in fossil gas and/or nuclear energy as illustrated below. Nevertheless, as part of the investment strategy, it may invest in companies that are also active in these industries. Such investments may or may not be taxonomy aligned.

**Does the financial product invest in fossil gas and/or nuclear energy related activities that comply with the EU Taxonomy ?**


- Yes :
  - In fossil gas
  - In nuclear energy
- No

*The two graphs below show in green the minimum percentage of investments that are aligned with the EU Taxonomy. As there is no appropriate methodology to determine the Taxonomy-alignment of sovereign bonds\*, the first graph shows the Taxonomy alignment in relation to all the investments of the financial product including sovereign bonds, while the second graph shows the Taxonomy alignment only in relation to the investments of the financial product other than sovereign bonds.*

**1. Taxonomy-alignment of investments including sovereign bonds\***



**2. Taxonomy-alignment of investments excluding sovereign bonds\***



This graph represents 36% of the total investments.\*\*

\* For the purpose of these graphs, 'sovereigns bonds' consist of all sovereign exposures

\*\* This percentage is purely indicative and may vary.

**What is the minimum share of investments in transitional and enabling activities?**

The funds has no minimum proportion of investment in transitional or enabling activities.



are sustainable investments with an environmental objective that **do not take into account the criteria** for environmentally sustainable economic activities under the EU Taxonomy.



**What is the minimum share of sustainable investments with an environmental objective that are not aligned with the EU Taxonomy?**

The Sub-Fund will have a minimum commitment of 1% of Sustainable Investments with an environmental objective as indicated in this Annex with no commitment on their alignment with the EU Taxonomy.



**What is the minimum share of socially sustainable investments?**

The Sub-Fund has no minimum share of socially sustainable investments.



**What investments are included under “#2 Other”, what is their purpose and are there any minimum environmental or social safeguards?**

Included in "#2 Other" are cash and instruments for the purpose of liquidity and portfolio risk management. It may also include ESG unrated securities for which data needed for the measurement of attainment of environmental or social characteristics is not available.



**Reference benchmarks** are indexes to measure whether the financial products attain the environmental or social characteristics that they promote.

**Is a specific index designated as a reference benchmark to determine whether this financial product is aligned with the environmental and/or social characteristics that it promotes?**

Yes, the Index has been designated as a reference benchmark to determine whether the Sub-Fund is aligned with the environmental and/or social characteristics that it promotes.

● **How is the reference benchmark continuously aligned with each of the environmental or social characteristics promoted by the financial product?**

According to applicable regulations to index sponsors (including BMR), index sponsors should define appropriate controls/diligence when defining and/or operating index methodologies of regulated indexes.

● **How is the alignment of the investment strategy with the methodology of the index ensured on a continuous basis?**

The investment objective of the Sub-Fund is to track both the upward and downward evolution of the Index, while minimising the difference between the return of the Sub-Fund and the return of the Index.

● **How does the designated index differ from a relevant broad market index?**

Bloomberg MSCI Global Aggregate 500MM ex Securitized Sustainable SRI Sector Neutral Index is a bond index, representative of the global fixed-rate investment grade debt market from both developed and emerging markets countries that follows the rules of the Bloomberg MSCI Global Aggregate 500MM ex Securitized Index (the "Parent Index") and applies sector and ESG criteria for security eligibility.

● **Where can the methodology used for the calculation of the designated index be found?**

Additional information on the Index can be found at <https://www.bloomberg.com/professional/product/indices/bloomberg-fixed-income-indices/#/ucits>



**Where can I find more product specific information online?**



Additional information on the Sub-Fund can be found at [www.amundiETF.com](http://www.amundiETF.com).

**Disclaimer**

15/10/2023.

**Pre-contractual disclosure for the financial products referred to in Article 8, paragraphs 1, 2 and 2a, of Regulation (EU) 2019/2088 and Article 6, first paragraph, of Regulation (EU) 2020/852**

**Sustainable investment**

means an investment in an economic activity that contributes to an environmental or social objective, provided that the investment does not significantly harm any environmental or social objective and that the investee companies follow good governance practices.

The **EU Taxonomy** is a classification system laid down in Regulation (EU) 2020/852, establishing a list of **environmentally sustainable economic activities**. That Regulation does not lay down a list of socially sustainable economic activities. Sustainable investments with an environmental objective might be aligned with the Taxonomy or not.



**Sustainability**

**indicators** measure how the environmental or social characteristics promoted by the financial product are attained.

**Product name:**  
AMUNDI INDEX MSCI EUROPE SRI PAB

**Legal entity identifier:**  
549300T9XW2XYJW1RS43

**Environmental and/or social characteristics**

**Does this financial product have a sustainable investment objective?**

**Yes**    **No**

- |  |   |
|--|---|
| <input type="checkbox"/> It will make a minimum of <b>sustainable investments with an environmental objective: ___%</b>  | <input checked="" type="checkbox"/> It <b>promotes Environmental/Social (E/S) characteristics</b> and while it does not have as its objective a sustainable investment, it will have a minimum proportion of 40% of sustainable investments |
| <input type="checkbox"/> in economic activities that qualify as environmentally sustainable under the EU Taxonomy        | <input type="checkbox"/> with an environmental objective in economic activities that qualify as environmentally sustainable under the EU Taxonomy   |
| <input type="checkbox"/> in economic activities that do not qualify as environmentally sustainable under the EU Taxonomy | <input checked="" type="checkbox"/> with an environmental objective in economic activities that do not qualify as environmentally sustainable under the EU Taxonomy   |
| <input type="checkbox"/> It will make a minimum of <b>sustainable investments with a social objective: ___%</b>          | <input type="checkbox"/> with a social objective  |
| <input type="checkbox"/> It promotes <b>sustainable investments with a social objective: ___%</b>                        | <input type="checkbox"/> It promotes E/S characteristics, but <b>will not make any sustainable investments</b>  |

**What environmental and/or social characteristics are promoted by this financial product?**

The Sub-Fund promotes environmental and/or social characteristics through among others, replicating an Index that is meeting the minimum standards for EU Paris Aligned Benchmarks (EU PABs) under Regulation (EU) 2019/2089 amending Regulation (EU) 2016/1011. The law proposes the definitions of minimum standards for the methodology of any 'EU Paris Aligned' benchmark indices that would be aligned with the objectives of the Paris Agreement. The Index methodology align with certain criteria such as:

- A minimum reduction in Greenhouse Gas (GHG) intensity relative to Parent Index of 50%.
- A minimum self-decarbonization rate of GHG emissions intensity in accordance with the trajectory implied by Intergovernmental Panel on Climate Change's (IPCC) most ambitious 1.5°C scenario, equating to at least 7% GHG intensity reduction on average per annum

**What sustainability indicators are used to measure the attainment of each of the environmental or social characteristics promoted by this financial product?**

The weighted average greenhouse gas (GHG) intensity (the "WACI") is used to measure the attainment of each of the environmental or social characteristics promoted by this financial product.

The WACI is the weighted average of the Index components' greenhouse gas (GHG) emissions

(expressed in tCO<sub>2</sub>) divided by the enterprise value including cash.

The GHG emissions are divided into Scope 1, Scope 2, and Scope 3 emissions.

- Scope 1 emissions: those from sources owned or controlled by the company.
- Scope 2 emissions: those caused by the generation of electricity purchased by the company.
- Scope 3 emissions: include all other indirect emissions that occur in a company's value chain.

More precisely, MSCI Europe SRI Filtered PAB Index (the Index") is constructed by applying a combination of values based exclusions and a best-in-class selection process to companies in the Parent Index and to meet the EU Paris-aligned benchmark (EU PAB) regulation minimum requirements.

First, securities of companies involved in business activities as per MSCI ESG Research including Nuclear, Tobacco, Alcohol, Gambling, Controversial Weapons, Conventional Weapons, Civilian Firearms, Oil & Gas, Thermal Coal, Fossil Fuel Reserves, Genetically Modified organisms (GMO) and Adult Entertainment are excluded.

The remaining companies are rated based on their ability to manage their ESG risks and opportunities and are given a rating which determines their eligibility for inclusion in the Index :

- Companies that are not existing constituents of the MSCI SRI Filtered PAB Indexes must have an MSCI ESG Rating of A or above and the MSCI ESG Controversies score of 4 or above to be eligible.
- Current constituents of the Index must have an MSCI ESG Rating of BB or above and the MSCI ESG Controversies score of 1 or above to remain eligible.

Then, a best-in-class selection process is applied to the remaining eligible securities in the selected universe. The Index targets sector weights consistent with those of the Parent Index. The methodology aims to include the securities of companies with the highest ESG ratings making up 25% of the market capitalization in each Global Industry Classification Standard (GICS) sector of the Parent Index.

Securities are ranked based on the following criteria (in order):

- MSCI ESG Rating,
- ESG Trend (positive ESG trend preferred to neutral ESG Trend and neutral ESG Trend preferred to negative ESG Trend)
- current index membership (existing constituents are preferred over non-constituents),
- industry adjusted ESG scores, and - decreasing free float-adjusted market capitalization.

Securities of companies having faced very severe and severe controversies pertaining to Environmental issues as per MSCI are excluded. MSCI applies on the remaining investment universe an optimization aimed at complying notably with the following constraints:

- Compliance with the EU Paris-aligned benchmark (EU PAB) regulation minimum requirements on carbon footprint reduction Carbon footprint reduction of 50% compared to the Parent Index Annual reduction of 7% of carbon footprint
- Minimum allocation to "High Climate Impact Sector" as high as in the Parent Index

● ***What are the objectives of the sustainable investments that the financial product partially intends to make and how does the sustainable investment contribute to such objectives?***

The objectives of the sustainable investments are to invest in investee companies that seek to meet two criteria:

- 1) follow best environmental and social practices; and
- 2) avoid making products or providing services that harm the environment and society.

In order for the investee company to be deemed to contribute to the above objective it must be a "best performer" within its sector of activity on at least one of its material environmental or social

factors.

The definition of "best performer" relies on Amundi's proprietary ESG methodology which aims to measure the ESG performance of an investee company. In order to be considered a "best performer", an investee company must perform with the best top three rating (A, B or C, out of a rating scale going from A to G) within its sector on at least one material environmental or social factor. Material environmental and social factors are identified at a sector level. The identification of material factors is based on Amundi ESG analysis framework which combines extra-financial data and qualitative analysis of associated sector and sustainability themes. Factors identified as material result in a contribution of more than 10% to the overall ESG score. For energy sector for example, material factors are: emissions and energy, biodiversity and pollution, health and security, local communities and human rights. For a more complete overview of sectors and factors, please refer to the Amundi ESG Regulatory Statement available at [www.amundi.lu](http://www.amundi.lu)

To contribute to the above objectives, the investee company should not have significant exposure to activities (e.g. tobacco, weapons, gambling, coal, aviation, meat production, fertilizer and pesticide manufacturing, single-use plastic production) not compatible with such criteria.

The sustainable nature of an investment is assessed at investee company level.

By applying the Amundi's above described Sustainable Investment definition to the Index constituents of this passively managed ETF Product, Amundi has determined that this Product has the minimum proportion of sustainable investments stated in page 1 above. However, please note that Amundi Sustainable Investment definition is not implemented at the Index methodology level.

**Principal adverse impacts** are the most significant negative impact of investment decisions on sustainability factors relating to environmental, social and employee matters, respect for human rights, anti-corruption and anti-bribery matters.

● ***How do the sustainable investments that the financial product partially intends to make, not cause significant harm to any environmental or social sustainable investment objective?***

To ensure sustainable investments do no significant harm ('DNSH'), Amundi utilises two filters:

The first DNSH test filter relies on monitoring the mandatory Principal Adverse Impacts indicators in Annex 1, Table 1 of the RTS where robust data is available (e.g. GHG intensity of investee companies) via a combination of indicators (e.g. carbon intensity) and specific thresholds or rules (e.g. that the investee company's carbon intensity does not belong to the last decile of the sector).

Amundi already considers specific Principle Adverse Impacts within its exclusion policy as part of Amundi's Responsible Investment Policy. These exclusions, which apply on the top of the tests detailed above, cover the following topics: exclusions on controversial weapons, Violations of UN Global Compact principles, coal and tobacco.

Beyond the specific sustainability factors covered in the first filter, Amundi has defined a second filter, which does not take the mandatory Principal Adverse Impact indicators above into account, in order to verify that the company does not badly perform from an overall environmental or social standpoint compared to other companies within its sector which corresponds to an environmental or social score superior or equal to E using Amundi's ESG rating.

***How have the indicators for adverse impacts on sustainability factors been taken into account?***

The indicators for adverse impacts have been taken into account as detailed in the first do not significant harm (DNSH) filter above:

The first DNSH filter relies on monitoring of mandatory Principal Adverse Impacts indicators in Annex 1, Table 1 of the RTS where robust data is available via the combination of following indicators and specific thresholds or rules:

- Have a CO2 intensity which does not belong to the last decile compared to other companies within

its sector (only applies to high intensity sectors), and

- Have a Board of Directors' diversity which does not belong to the last decile compared to other companies within its sector, and
- Be cleared of any controversy in relation to work conditions and human rights.
- Be cleared of any controversy in relation to biodiversity and pollution

Amundi already considers specific Principle Adverse Impacts within its exclusion policy as part of Amundi's Responsible Investment Policy. These exclusions, which apply on the top of the tests detailed above, cover the following topics: exclusions on controversial weapons, Violations of UN Global Compact principles, coal and tobacco.

*How are the sustainable investments aligned with the OECD Guidelines for Multinational Enterprises and the UN Guiding Principles on Business and Human Rights? Details:*

The OECD Guidelines for Multinational Enterprises and the UN Guiding Principles on Business and Human Rights are integrated into our ESG scoring methodology. Our proprietary ESG rating tool assesses issuers using available data from our data providers. For example the model has a dedicated criteria called "Community Involvement & Human Rights" which is applied to all sectors in addition to other human rights linked criteria including socially responsible supply chains, working conditions, and labor relations. Furthermore, we conduct controversy monitoring on a, at minimum, quarterly basis which includes companies identified for human rights violations. When controversies arise, analysts will evaluate the situation and apply a score to the controversy (using our proprietary scoring methodology) and determine the best course of action. Controversy scores are updated quarterly to track the trend and remediation efforts

*The EU Taxonomy sets out a "do not significantly harm" principle by which Taxonomy-aligned investments should not significantly harm EU Taxonomy objectives and is accompanied by specific EU criteria.*

The "do not significantly harm" principle applies only to those investments underlying the financial product that take into account the EU criteria for environmentally sustainable economic activities. The investments underlying the remaining portion of this financial product do not take into account the EU criteria for environmentally sustainable economic activities.

*Any other sustainable investments must also not significantly harm any environmental or social objectives.*



### **Does this financial product consider principal adverse impacts on sustainability factors?**

**X** Yes, The Sub-Fund considers Principal Adverse Impacts as per Annex 1, Table 1 of the RTS applying to the Sub-Fund's strategy and relies on a combination of exclusion policies (normative and sectorial), engagement and voting approaches.

- Exclusion: Amundi has defined normative, activity-based and sector-based exclusion rules covering some of the key adverse sustainability indicators listed by the Disclosure Regulation.

- Engagement: Engagement is a continuous and purpose driven process aimed at influencing the activities or behavior of investee companies. The aim of engagement activities can fall into two categories : to engage an issuer to improve the way it integrates the environmental and social dimension, to engage an issuer to improve its impact on environmental, social, and human rights-related or other sustainability matters that are material to society and the global economy.

- Vote: Amundi's voting policy responds to an holistic analysis of all the long-term issues that may influence value creation, including material ESG issues. For more information please refer to Amundi's Voting Policy .

- Controversies monitoring: Amundi has developed a controversy tracking system that relies on three external data providers to systematically track controversies and their level of severity. This quantitative approach is then enriched with an in-depth assessment of each severe controversy, led by ESG analysts and the periodic review of its evolution. This approach applies to all of Amundi's funds.

For any indication on how mandatory Principal Adverse Impact indicators are used, please refer to the Amundi ESG Regulatory Statement available at [www.amundi.lu](http://www.amundi.lu)

No



#### The Investment strategy guides

investment decisions based on factors such as investment objectives and risk tolerance.

#### Good governance practices

include sound management structures, employee relations, remuneration of staff and tax compliance.

### What investment strategy does this financial product follow?

The Sub-Fund tracks the performance of MSCI Europe SRI Filtered PAB Index ("the Index"), and to minimize the tracking error between the net asset value of the sub-fund and the performance of the Index.

MSCI Europe SRI Filtered PAB Index is an equity index based on the MSCI Europe index representative of the large and mid-cap stocks across 15 developed market countries in Europe (as of November 2021) (the "Parent Index"). The Index provides exposure to companies with outstanding Environmental, Social and Governance (ESG) ratings and excludes companies whose products have negative social or environmental impacts. Additionally, the Index aims to represent the performance of a strategy that reweights securities based upon the opportunities and risks associated with the climate transition to meet the EU Paris-aligned benchmark (EU PAB) regulation minimum requirements.

### ● What are the binding elements of the investment strategy used to select the investments to attain each of the environmental or social characteristics promoted by this financial product?

This is a passively managed ETF. Its investment strategy is to replicate the Index while minimizing the related tracking error.

MSCI Europe SRI Filtered PAB Index (the Index") is constructed by applying a combination of values based exclusions and a best-in-class selection process to companies in the Parent Index and to meet the EU Paris-aligned benchmark (EU PAB) regulation minimum requirements.

First, securities of companies involved in business activities as per MSCI ESG Research including Nuclear, Tobacco, Alcohol, Gambling, Controversial Weapons, Conventional Weapons, Civilian Firearms, Oil & Gas, Thermal Coal, Fossil Fuel Reserves, Genetically Modified organisms (GMO) and Adult Entertainment are excluded.

The remaining companies are rated based on their ability to manage their ESG risks and opportunities and are given a rating which determines their eligibility for inclusion in the Index :

- Companies that are not existing constituents of the MSCI SRI Filtered PAB Indexes must have an MSCI ESG Rating of A or above and the MSCI ESG Controversies score of 4 or above to be eligible.
- Current constituents of the Index must have an MSCI ESG Rating of BB or above and the MSCI ESG Controversies score of 1 or above to remain eligible.

Then, a best-in-class selection process is applied to the remaining eligible securities in the selected universe. The Index targets sector weights consistent with those of the Parent Index. The methodology aims to include the securities of companies with the highest ESG ratings making up 25%

of the market capitalization in each Global Industry Classification Standard (GICS) sector of the Parent Index.

Securities are ranked based on the following criteria (in order):

- MSCI ESG Rating,
- ESG Trend (positive ESG trend preferred to neutral ESG Trend and neutral ESG Trend preferred to negative ESG Trend)
- current index membership (existing constituents are preferred over non-constituents),
- industry adjusted ESG scores, and - decreasing free float-adjusted market capitalization.

Securities of companies having faced very severe and severe controversies pertaining to Environmental issues as per MSCI are excluded. MSCI applies on the remaining investment universe an optimization aimed at complying notably with the following constraints:

- Compliance with the EU Paris-aligned benchmark (EU PAB) regulation minimum requirements on carbon footprint reduction Carbon footprint reduction of 50% compared to the Parent Index Annual reduction of 7% of carbon footprint
- Minimum allocation to "High Climate Impact Sector" as high as in the Parent Index

The Product strategy is also relying on systematic exclusions policies (normative and sectorials) as further described in Amundi Responsible Investment policy.

● ***What is the committed minimum rate to reduce the scope of the investments considered prior to the application of that investment strategy?***

There is no committed minimum rate to reduce the scope of the investments considered prior to the application of that investment strategy.

● ***What is the policy to assess good governance practices of the investee companies?***

We rely on Amundi ESG scoring methodology. Amundi's ESG scoring is based on a proprietary ESG analysis framework, which accounts for 38 general and sector-specific criteria, including governance criteria. In the Governance dimension, we assess an issuer's ability to ensure an effective corporate governance framework that guarantees it will meet its long-term objectives (e.g. guaranteeing the issuer's value over the long term) The governance sub-criteria considered are: board structure, audit and control, remuneration, shareholders' rights, ethics, tax practices and ESG strategy

Amundi ESG Rating scale contains seven grades, ranging from A to G, where A is the best and G the worst rating. G-rated companies are excluded from our investment universe.



**Asset allocation** describes the share of investments in specific assets.

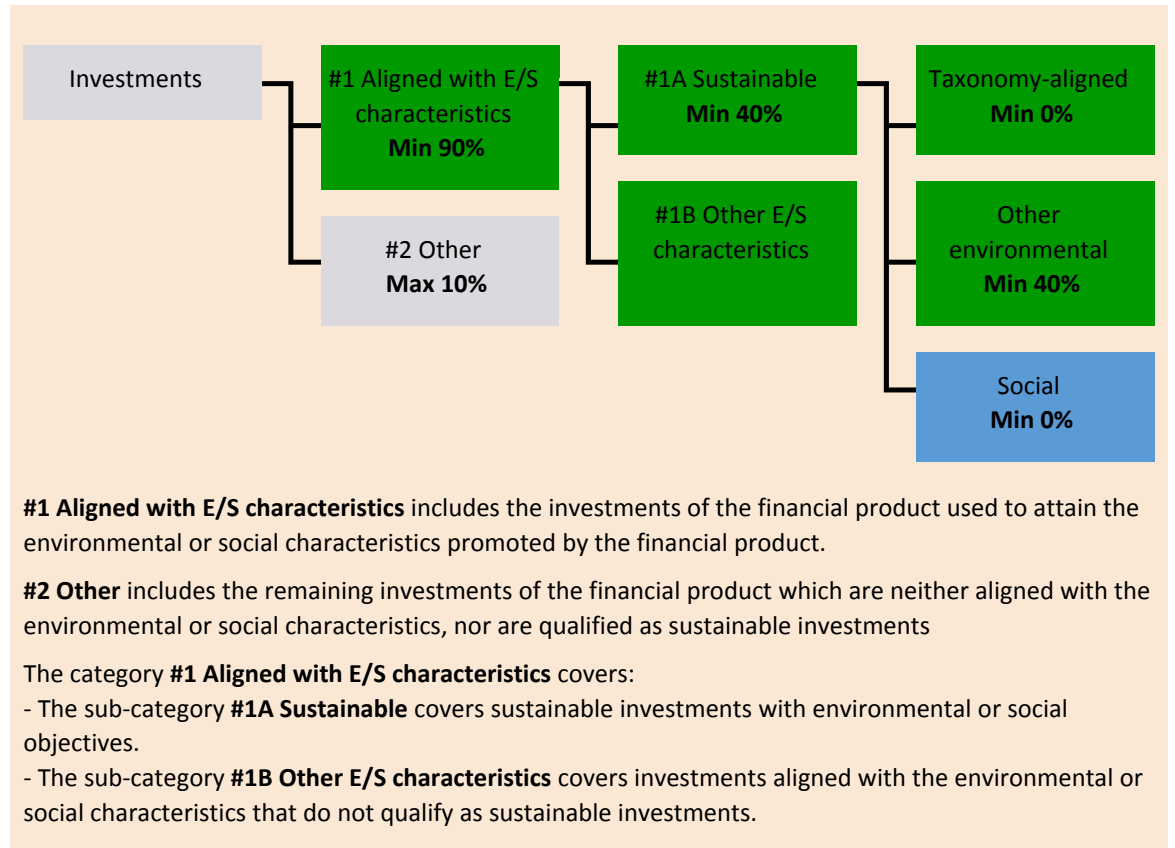
Taxonomy-aligned activities are expressed as a share of:

- **turnover** reflecting the share of revenue from green activities of investee companies
- **capital expenditure (CapEx)** showing the green investments made by investee companies, e.g. for a transition to a green economy.
- **operational expenditure (OpEx)** reflecting green operational activities of investee companies.

## What is the asset allocation planned for this financial product?

At least 90% of the Sub-Fund's securities and instruments will meet the promoted environmental or social characteristics in accordance with the binding elements of the Index methodology. Furthermore, the Sub-Fund commits to have a minimum of 40% of sustainable investments as per the below chart. Investments aligned with other E/S characteristics (#1B) will represent the difference between the actual proportion of investments aligned with environmental or social characteristics (#1) and the actual proportion of sustainable investments (#1A).

The planned proportion of other environmental investment represents a minimum of 40% (i) and may change as the actual proportions of Taxonomy-aligned and/or Social investments increase.



## ● How does the use of derivatives attain the environmental or social characteristics promoted by the financial product?

Derivatives are not used to attain the environmental and social characteristics promoted by the Sub-Fund.



### Enabling activities

directly enable other activities to make a substantial contribution to an environmental objective.

### Transitional activities

are activities for which low-carbon alternatives are not yet available and among others have greenhouse gas emission levels corresponding to the best performance.



## To what minimum extent are sustainable investments with an environmental objective aligned with the EU Taxonomy?

The sub-fund currently has no minimum commitment to sustainable investments with an environmental objective aligned with the EU Taxonomy. The Sub-Fund does not commit to make taxonomy-compliant investments in fossil gas and/or nuclear energy as illustrated below. Nevertheless, as part of the investment strategy, it may invest in companies that are also active in these industries. Such investments may or may not be taxonomy aligned.

### Does the financial product invest in fossil gas and/or nuclear energy related activities that comply with the EU Taxonomy ?

- Yes :
- In fossil gas
  - In nuclear energy
- No

The two graphs below show in green the minimum percentage of investments that are aligned with the EU Taxonomy. As there is no appropriate methodology to determine the Taxonomy-alignment of sovereign bonds\*, the first graph shows the Taxonomy alignment in relation to all the investments of the financial product including sovereign bonds, while the second graph shows the Taxonomy alignment only in relation to the investments of the financial product other than sovereign bonds.

#### 1. Taxonomy-alignment of investments including sovereign bonds\*

- Taxonomy-aligned (no fossil gas and nuclear)
- Non Taxonomy-aligned



#### 2. Taxonomy-alignment of investments excluding sovereign bonds\*

- Taxonomy-aligned (no fossil gas and nuclear)
- Non Taxonomy-aligned



This graph represents 100% of the total investments.\*\*

\* For the purpose of these graphs, 'sovereigns bonds' consist of all sovereign exposures

\*\* This percentage is purely indicative and may vary.

### What is the minimum share of investments in transitional and enabling activities?

The funds has no minimum proportion of investment in transitional or enabling activities.



are sustainable investments with an environmental objective that **do not take into account the criteria** for environmentally sustainable economic activities under the EU Taxonomy.



**What is the minimum share of sustainable investments with an environmental objective that are not aligned with the EU Taxonomy?**

The Sub-Fund will have a minimum commitment of 40% of Sustainable Investments with an environmental objective as indicated in this Annex with no commitment on their alignment with the EU Taxonomy.



**What is the minimum share of socially sustainable investments?**

The Sub-Fund has no minimum share of socially sustainable investments.



**What investments are included under “#2 Other”, what is their purpose and are there any minimum environmental or social safeguards?**

Included in "#2 Other" are cash and instruments for the purpose of liquidity and portfolio risk management. It may also include ESG unrated securities for which data needed for the measurement of attainment of environmental or social characteristics is not available.



**Reference benchmarks** are indexes to measure whether the financial products attain the environmental or social characteristics that they promote.

**Is a specific index designated as a reference benchmark to determine whether this financial product is aligned with the environmental and/or social characteristics that it promotes?**

Yes, the Index has been designated as a reference benchmark to determine whether the Sub-Fund is aligned with the environmental and/or social characteristics that it promotes.

● ***How is the reference benchmark continuously aligned with each of the environmental or social characteristics promoted by the financial product?***

According to applicable regulations to index sponsors (including BMR), index sponsors should define appropriate controls/diligence when defining and/or operating index methodologies of regulated indexes.

● ***How is the alignment of the investment strategy with the methodology of the index ensured on a continuous basis?***

The investment objective of the Sub-Fund is to track both the upward and downward evolution of the Index, while minimising the difference between the return of the Sub-Fund and the return of the Index.

● ***How does the designated index differ from a relevant broad market index?***

MSCI Europe SRI Filtered PAB Index is an equity index based on the MSCI Europe index representative of the large and mid-cap stocks across 15 developed market countries in Europe (as of November 2021) (the "Parent Index"). The Index provides exposure to companies with outstanding Environmental, Social and Governance (ESG) ratings and excludes companies whose products have negative social or environmental impacts. Additionally, the Index aims to represent the performance of a strategy that reweights securities based upon the opportunities and risks associated with the climate transition to meet the EU Paris-aligned benchmark (EU PAB) regulation minimum requirements.

● ***Where can the methodology used for the calculation of the designated index be found?***

Additional information on the Index can be found at <https://www.msci.com/index-methodology>



**Where can I find more product specific information online?**

Additional information on the Sub-Fund can be found at [www.amundi.tf.com](http://www.amundi.tf.com).

**Disclaimer**

15/10/2023.

**Pre-contractual disclosure for the financial products referred to in Article 8, paragraphs 1, 2 and 2a, of Regulation (EU) 2019/2088 and Article 6, first paragraph, of Regulation (EU) 2020/852**

**Sustainable investment**

means an investment in an economic activity that contributes to an environmental or social objective, provided that the investment does not significantly harm any environmental or social objective and that the investee companies follow good governance practices.

The **EU Taxonomy** is a classification system laid down in Regulation (EU) 2020/852, establishing a list of **environmentally sustainable economic activities**. That Regulation does not lay down a list of socially sustainable economic activities. Sustainable investments with an environmental objective might be aligned with the Taxonomy or not.



**Sustainability**

**indicators** measure how the environmental or social characteristics promoted by the financial product are attained.

**Product name:**  
AMUNDI INDEX MSCI EMU SRI PAB

**Legal entity identifier:**  
2138002M8UPUVNSJT429

**Environmental and/or social characteristics**

**Does this financial product have a sustainable investment objective?**

**Yes**    **No**

It will make a minimum of **sustainable investments with an environmental objective: \_\_\_%**

in economic activities that qualify as environmentally sustainable under the EU Taxonomy

in economic activities that do not qualify as environmentally sustainable under the EU Taxonomy

It will make a minimum of **sustainable investments with a social objective: \_\_\_%**

**It promotes Environmental/Social (E/S) characteristics** and while it does not have as its objective a sustainable investment, it will have a minimum proportion of 40% of sustainable investments

with an environmental objective in economic activities that qualify as environmentally sustainable under the EU Taxonomy

with an environmental objective in economic activities that do not qualify as environmentally sustainable under the EU Taxonomy

with a social objective

It promotes E/S characteristics, but **will not make any sustainable investments**

**What environmental and/or social characteristics are promoted by this financial product?**

The Sub-Fund promotes environmental and/or social characteristics through among others, replicating an Index that is meeting the minimum standards for EU Paris Aligned Benchmarks (EU PABs) under Regulation (EU) 2019/2089 amending Regulation (EU) 2016/1011. The law proposes the definitions of minimum standards for the methodology of any 'EU Paris Aligned' benchmark indices that would be aligned with the objectives of the Paris Agreement. The Index methodology align with certain criteria such as:

- A minimum reduction in Greenhouse Gas (GHG) intensity relative to Parent Index of 50%.
- A minimum self-decarbonization rate of GHG emissions intensity in accordance with the trajectory implied by Intergovernmental Panel on Climate Change's (IPCC) most ambitious 1.5°C scenario, equating to at least 7% GHG intensity reduction on average per annum

**What sustainability indicators are used to measure the attainment of each of the environmental or social characteristics promoted by this financial product?**

The weighted average greenhouse gas (GHG) intensity (the "WACI") is used to measure the attainment of each of the environmental or social characteristics promoted by this financial product.

The WACI is the weighted average of the Index components' greenhouse gas (GHG) emissions

(expressed in tCO<sub>2</sub>) divided by the enterprise value including cash.

The GHG emissions are divided into Scope 1, Scope 2, and Scope 3 emissions.

- Scope 1 emissions: those from sources owned or controlled by the company.
- Scope 2 emissions: those caused by the generation of electricity purchased by the company.
- Scope 3 emissions: include all other indirect emissions that occur in a company's value chain.

More precisely, MSCI EMU SRI Filtered PAB Index (the "index") is constructed by applying a combination of values based exclusions and a best-in-class selection process to companies in the Parent Index and to meet the EU Paris-aligned benchmark (EU PAB) regulation minimum requirements.

First, securities of companies involved in business activities as per MSCI ESG Research including Nuclear, Tobacco, Alcohol, Gambling, Controversial Weapons, Conventional Weapons, Civilian Firearms, Oil & Gas, Thermal Coal, Fossil Fuel Reserves, Genetically Modified organisms (GMO) and Adult Entertainment are excluded.

The remaining companies are rated based on their ability to manage their ESG risks and opportunities and are given a rating which determines their eligibility for inclusion in the Index :

- Companies that are not existing constituents of the MSCI SRI Filtered PAB Indexes must have an MSCI ESG Rating of A or above and the MSCI ESG Controversies score of 4 or above to be eligible.
- Current constituents of the Index must have an MSCI ESG Rating of BB or above and the MSCI ESG Controversies score of 1 or above to remain eligible.

Then, a best-in-class selection process is applied to the remaining eligible securities in the selected universe. The Index targets sector weights consistent with those of the Parent Index. The methodology aims to include the securities of companies with the highest ESG ratings making up 25% of the market capitalization in each Global Industry Classification Standard (GICS) sector of the Parent Index. Securities are ranked based on the following criteria (in order):

- MSCI ESG Rating,
- ESG Trend (positive ESG trend preferred to neutral ESG Trend and neutral ESG Trend preferred to negative ESG Trend)
- current index membership (existing constituents are preferred over non-constituents),
- industry adjusted ESG scores, and
- decreasing free float-adjusted market capitalization.

Securities of companies having faced very severe and severe controversies pertaining to Environmental issues as per MSCI are excluded. MSCI applies on the remaining investment universe an optimization aimed at complying notably with the following constraints:

- Compliance with the EU Paris-aligned benchmark (EU PAB) regulation minimum requirements on carbon footprint reduction Carbon footprint reduction of 50% compared to the Parent Index Annual reduction of 7% of carbon footprint
- Minimum allocation to "High Climate Impact Sector" as high as in the Parent Index

● ***What are the objectives of the sustainable investments that the financial product partially intends to make and how does the sustainable investment contribute to such objectives?***

The objectives of the sustainable investments are to invest in investee companies that seek to meet two criteria:

- 1) follow best environmental and social practices; and
- 2) avoid making products or providing services that harm the environment and society.

In order for the investee company to be deemed to contribute to the above objective it must be a "best performer" within its sector of activity on at least one of its material environmental or social

factors.

The definition of "best performer" relies on Amundi's proprietary ESG methodology which aims to measure the ESG performance of an investee company. In order to be considered a "best performer", an investee company must perform with the best top three rating (A, B or C, out of a rating scale going from A to G) within its sector on at least one material environmental or social factor. Material environmental and social factors are identified at a sector level. The identification of material factors is based on Amundi ESG analysis framework which combines extra-financial data and qualitative analysis of associated sector and sustainability themes. Factors identified as material result in a contribution of more than 10% to the overall ESG score. For energy sector for example, material factors are: emissions and energy, biodiversity and pollution, health and security, local communities and human rights. For a more complete overview of sectors and factors, please refer to the Amundi ESG Regulatory Statement available at [www.amundi.lu](http://www.amundi.lu)

To contribute to the above objectives, the investee company should not have significant exposure to activities (e.g. tobacco, weapons, gambling, coal, aviation, meat production, fertilizer and pesticide manufacturing, single-use plastic production) not compatible with such criteria.

The sustainable nature of an investment is assessed at investee company level.

By applying the Amundi's above described Sustainable Investment definition to the Index constituents of this passively managed ETF Product, Amundi has determined that this Product has the minimum proportion of sustainable investments stated in page 1 above. However, please note that Amundi Sustainable Investment definition is not implemented at the Index methodology level.

**Principal adverse impacts** are the most significant negative impact of investment decisions on sustainability factors relating to environmental, social and employee matters, respect for human rights, anti-corruption and anti-bribery matters.

● ***How do the sustainable investments that the financial product partially intends to make, not cause significant harm to any environmental or social sustainable investment objective?***

To ensure sustainable investments do no significant harm ('DNSH'), Amundi utilises two filters:

The first DNSH test filter relies on monitoring the mandatory Principal Adverse Impacts indicators in Annex 1, Table 1 of the RTS where robust data is available (e.g. GHG intensity of investee companies) via a combination of indicators (e.g. carbon intensity) and specific thresholds or rules (e.g. that the investee company's carbon intensity does not belong to the last decile of the sector).

Amundi already considers specific Principle Adverse Impacts within its exclusion policy as part of Amundi's Responsible Investment Policy. These exclusions, which apply on the top of the tests detailed above, cover the following topics: exclusions on controversial weapons, Violations of UN Global Compact principles, coal and tobacco.

Beyond the specific sustainability factors covered in the first filter, Amundi has defined a second filter, which does not take the mandatory Principal Adverse Impact indicators above into account, in order to verify that the company does not badly perform from an overall environmental or social standpoint compared to other companies within its sector which corresponds to an environmental or social score superior or equal to E using Amundi's ESG rating.

***How have the indicators for adverse impacts on sustainability factors been taken into account?***

The indicators for adverse impacts have been taken into account as detailed in the first do not significant harm (DNSH) filter above:

The first DNSH filter relies on monitoring of mandatory Principal Adverse Impacts indicators in Annex 1, Table 1 of the RTS where robust data is available via the combination of following indicators and specific thresholds or rules:

- Have a CO2 intensity which does not belong to the last decile compared to other companies within

its sector (only applies to high intensity sectors), and

- Have a Board of Directors' diversity which does not belong to the last decile compared to other companies within its sector, and
- Be cleared of any controversy in relation to work conditions and human rights.
- Be cleared of any controversy in relation to biodiversity and pollution

Amundi already considers specific Principle Adverse Impacts within its exclusion policy as part of Amundi's Responsible Investment Policy. These exclusions, which apply on the top of the tests detailed above, cover the following topics: exclusions on controversial weapons, Violations of UN Global Compact principles, coal and tobacco.

*How are the sustainable investments aligned with the OECD Guidelines for Multinational Enterprises and the UN Guiding Principles on Business and Human Rights? Details:*

The OECD Guidelines for Multinational Enterprises and the UN Guiding Principles on Business and Human Rights are integrated into our ESG scoring methodology. Our proprietary ESG rating tool assesses issuers using available data from our data providers. For example the model has a dedicated criteria called "Community Involvement & Human Rights" which is applied to all sectors in addition to other human rights linked criteria including socially responsible supply chains, working conditions, and labor relations. Furthermore, we conduct controversy monitoring on a, at minimum, quarterly basis which includes companies identified for human rights violations. When controversies arise, analysts will evaluate the situation and apply a score to the controversy (using our proprietary scoring methodology) and determine the best course of action. Controversy scores are updated quarterly to track the trend and remediation efforts

*The EU Taxonomy sets out a "do not significantly harm" principle by which Taxonomy-aligned investments should not significantly harm EU Taxonomy objectives and is accompanied by specific EU criteria.*

The "do not significantly harm" principle applies only to those investments underlying the financial product that take into account the EU criteria for environmentally sustainable economic activities. The investments underlying the remaining portion of this financial product do not take into account the EU criteria for environmentally sustainable economic activities.

*Any other sustainable investments must also not significantly harm any environmental or social objectives.*



### **Does this financial product consider principal adverse impacts on sustainability factors?**

**X** Yes, The Sub-Fund considers Principal Adverse Impacts as per Annex 1, Table 1 of the RTS applying to the Sub-Fund's strategy and relies on a combination of exclusion policies (normative and sectorial), engagement and voting approaches.

- Exclusion: Amundi has defined normative, activity-based and sector-based exclusion rules covering some of the key adverse sustainability indicators listed by the Disclosure Regulation.

- Engagement: Engagement is a continuous and purpose driven process aimed at influencing the activities or behavior of investee companies. The aim of engagement activities can fall into two categories : to engage an issuer to improve the way it integrates the environmental and social dimension, to engage an issuer to improve its impact on environmental, social, and human rights-related or other sustainability matters that are material to society and the global economy.

- Vote: Amundi's voting policy responds to an holistic analysis of all the long-term issues that may influence value creation, including material ESG issues. For more information please refer to Amundi's Voting Policy .

- Controversies monitoring: Amundi has developed a controversy tracking system that relies on three external data providers to systematically track controversies and their level of severity. This quantitative approach is then enriched with an in-depth assessment of each severe controversy, led by ESG analysts and the periodic review of its evolution. This approach applies to all of Amundi's funds.

For any indication on how mandatory Principal Adverse Impact indicators are used, please refer to the Amundi ESG Regulatory Statement available at [www.amundi.lu](http://www.amundi.lu)

No



**The Investment strategy** guides investment decisions based on factors such as investment objectives and risk tolerance.

**Good governance** practices include sound management structures, employee relations, remuneration of staff and tax compliance.

### What investment strategy does this financial product follow?

The Sub-Fund tracks the performance of MSCI EMU SRI Filtered PAB Index ("the Index"), and to minimize the tracking error between the net asset value of the sub-fund and the performance of the Index.

MSCI EMU SRI Filtered PAB Index is an equity index based on the MSCI EMU index representative of the large and mid-cap stocks across 10 developed market countries in the European Economic and Monetary Union (as of November 2021) (the "Parent Index"). The Index provides exposure to companies with outstanding Environmental, Social and Governance (ESG) ratings and excludes companies whose products have negative social or environmental impacts. Additionally, the Index aims to represent the performance of a strategy that reweights securities based upon the opportunities and risks associated with the climate transition to meet the EU Paris-aligned benchmark (EU PAB) regulation minimum requirements.

### ● **What are the binding elements of the investment strategy used to select the investments to attain each of the environmental or social characteristics promoted by this financial product?**

This is a passively managed ETF. Its investment strategy is to replicate the Index while minimizing the related tracking error.

MSCI EMU SRI Filtered PAB Index (the "index") is constructed by applying a combination of values based exclusions and a best-in-class selection process to companies in the Parent Index and to meet the EU Paris-aligned benchmark (EU PAB) regulation minimum requirements.

First, securities of companies involved in business activities as per MSCI ESG Research including Nuclear, Tobacco, Alcohol, Gambling, Controversial Weapons, Conventional Weapons, Civilian Firearms, Oil & Gas, Thermal Coal, Fossil Fuel Reserves, Genetically Modified organisms (GMO) and Adult Entertainment are excluded.

The remaining companies are rated based on their ability to manage their ESG risks and opportunities and are given a rating which determines their eligibility for inclusion in the Index :

- Companies that are not existing constituents of the MSCI SRI Filtered PAB Indexes must have an MSCI ESG Rating of A or above and the MSCI ESG Controversies score of 4 or above to be eligible.
- Current constituents of the Index must have an MSCI ESG Rating of BB or above and the MSCI ESG Controversies score of 1 or above to remain eligible.

Then, a best-in-class selection process is applied to the remaining eligible securities in the selected universe. The Index targets sector weights consistent with those of the Parent Index. The methodology aims to include the securities of companies with the highest ESG ratings making up 25%



of the market capitalization in each Global Industry Classification Standard (GICS) sector of the Parent Index. Securities are ranked based on the following criteria (in order):

- MSCI ESG Rating,
- ESG Trend (positive ESG trend preferred to neutral ESG Trend and neutral ESG Trend preferred to negative ESG Trend)
- current index membership (existing constituents are preferred over non-constituents),
- industry adjusted ESG scores, and
- decreasing free float-adjusted market capitalization.

Securities of companies having faced very severe and severe controversies pertaining to Environmental issues as per MSCI are excluded. MSCI applies on the remaining investment universe an optimization aimed at complying notably with the following constraints:

- Compliance with the EU Paris-aligned benchmark (EU PAB) regulation minimum requirements on carbon footprint reduction Carbon footprint reduction of 50% compared to the Parent Index Annual reduction of 7% of carbon footprint
- Minimum allocation to "High Climate Impact Sector" as high as in the Parent Index

The Product strategy is also relying on systematic exclusions policies (normative and sectorials) as further described in Amundi Responsible Investment policy.

● ***What is the committed minimum rate to reduce the scope of the investments considered prior to the application of that investment strategy?***

There is no committed minimum rate to reduce the scope of the investments considered prior to the application of that investment strategy.

● ***What is the policy to assess good governance practices of the investee companies?***

We rely on Amundi ESG scoring methodology. Amundi's ESG scoring is based on a proprietary ESG analysis framework, which accounts for 38 general and sector-specific criteria, including governance criteria. In the Governance dimension, we assess an issuer's ability to ensure an effective corporate governance framework that guarantees it will meet its long-term objectives (e.g. guaranteeing the issuer's value over the long term) The governance sub-criteria considered are: board structure, audit and control, remuneration, shareholders' rights, ethics, tax practices and ESG strategy

Amundi ESG Rating scale contains seven grades, ranging from A to G, where A is the best and G the worst rating. G-rated companies are excluded from our investment universe.



**Asset allocation** describes the share of investments in specific assets.

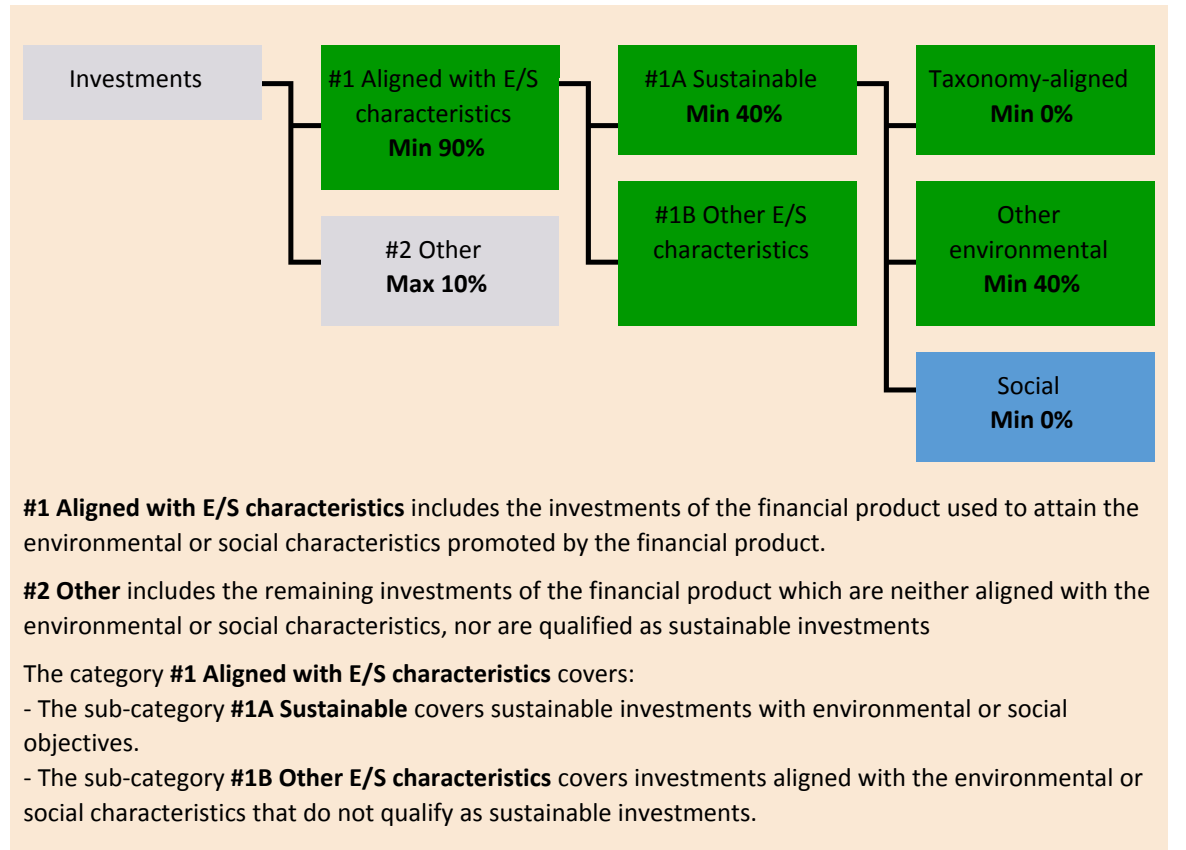
Taxonomy-aligned activities are expressed as a share of:

- **turnover** reflecting the share of revenue from green activities of investee companies
- **capital expenditure (CapEx)** showing the green investments made by investee companies, e.g. for a transition to a green economy.
- **operational expenditure (OpEx)** reflecting green operational activities of investee companies.

### What is the asset allocation planned for this financial product?

At least 90% of the Sub-Fund's securities and instruments will meet the promoted environmental or social characteristics in accordance with the binding elements of the Index methodology. Furthermore, the Sub-Fund commits to have a minimum of 40% of sustainable investments as per the below chart. Investments aligned with other E/S characteristics (#1B) will represent the difference between the actual proportion of investments aligned with environmental or social characteristics (#1) and the actual proportion of sustainable investments (#1A).

The planned proportion of other environmental investment represents a minimum of 40% (i) and may change as the actual proportions of Taxonomy-aligned and/or Social investments increase.



● **How does the use of derivatives attain the environmental or social characteristics promoted by the financial product?**

Derivatives are not used to attain the environmental and social characteristics promoted by the Sub-Fund.

### Enabling activities

directly enable other activities to make a substantial contribution to an environmental objective.

### Transitional activities

are activities for which low-carbon alternatives are not yet available and among others have greenhouse gas emission levels corresponding to the best performance.



## To what minimum extent are sustainable investments with an environmental objective aligned with the EU Taxonomy?

The sub-fund currently has no minimum commitment to sustainable investments with an environmental objective aligned with the EU Taxonomy. The Sub-Fund does not commit to make taxonomy-compliant investments in fossil gas and/or nuclear energy as illustrated below. Nevertheless, as part of the investment strategy, it may invest in companies that are also active in these industries. Such investments may or may not be taxonomy aligned.

### Does the financial product invest in fossil gas and/or nuclear energy related activities that comply with the EU Taxonomy ?

- Yes :
- In fossil gas
  - In nuclear energy
- No

The two graphs below show in green the minimum percentage of investments that are aligned with the EU Taxonomy. As there is no appropriate methodology to determine the Taxonomy-alignment of sovereign bonds\*, the first graph shows the Taxonomy alignment in relation to all the investments of the financial product including sovereign bonds, while the second graph shows the Taxonomy alignment only in relation to the investments of the financial product other than sovereign bonds.

#### 1. Taxonomy-alignment of investments including sovereign bonds\*

- Taxonomy-aligned (no fossil gas and nuclear)
- Non Taxonomy-aligned



#### 2. Taxonomy-alignment of investments excluding sovereign bonds\*

- Taxonomy-aligned (no fossil gas and nuclear)
- Non Taxonomy-aligned



This graph represents 100% of the total investments.\*\*

\* For the purpose of these graphs, 'sovereigns bonds' consist of all sovereign exposures

\*\* This percentage is purely indicative and may vary.

### What is the minimum share of investments in transitional and enabling activities?

The funds has no minimum proportion of investment in transitional or enabling activities.



are sustainable investments with an environmental objective that **do not take into account the criteria** for environmentally sustainable economic activities under the EU Taxonomy.



**What is the minimum share of sustainable investments with an environmental objective that are not aligned with the EU Taxonomy?**

The Sub-Fund will have a minimum commitment of 40% of Sustainable Investments with an environmental objective as indicated in this Annex with no commitment on their alignment with the EU Taxonomy.



**What is the minimum share of socially sustainable investments?**

The Sub-Fund has no minimum share of socially sustainable investments.



**What investments are included under “#2 Other”, what is their purpose and are there any minimum environmental or social safeguards?**

Included in "#2 Other" are cash and instruments for the purpose of liquidity and portfolio risk management. It may also include ESG unrated securities for which data needed for the measurement of attainment of environmental or social characteristics is not available.



**Reference benchmarks** are indexes to measure whether the financial products attain the environmental or social characteristics that they promote.

**Is a specific index designated as a reference benchmark to determine whether this financial product is aligned with the environmental and/or social characteristics that it promotes?**

Yes, the Index has been designated as a reference benchmark to determine whether the Sub-Fund is aligned with the environmental and/or social characteristics that it promotes.

● **How is the reference benchmark continuously aligned with each of the environmental or social characteristics promoted by the financial product?**

According to applicable regulations to index sponsors (including BMR), index sponsors should define appropriate controls/diligence when defining and/or operating index methodologies of regulated indexes.

● **How is the alignment of the investment strategy with the methodology of the index ensured on a continuous basis?**

The investment objective of the Sub-Fund is to track both the upward and downward evolution of the Index, while minimising the difference between the return of the Sub-Fund and the return of the Index.

● **How does the designated index differ from a relevant broad market index?**

MSCI EMU SRI Filtered PAB Index is an equity index based on the MSCI EMU index representative of the large and mid-cap stocks across 10 developed market countries in the European Economic and Monetary Union (as of November 2021) (the "Parent Index"). The Index provides exposure to companies with outstanding Environmental, Social and Governance (ESG) ratings and excludes companies whose products have negative social or environmental impacts. Additionally, the Index aims to represent the performance of a strategy that reweights securities based upon the opportunities and risks associated with the climate transition to meet the EU Paris-aligned benchmark (EU PAB) regulation minimum requirements.

● **Where can the methodology used for the calculation of the designated index be found?**

Additional information on the Index can be found at <https://www.msci.com/index-methodology>



**Where can I find more product specific information online?**

Additional information on the Sub-Fund can be found at [www.amundiETF.com](http://www.amundiETF.com).

**Disclaimer**

15/10/2023.

**Pre-contractual disclosure for the financial products referred to in Article 8, paragraphs 1, 2 and 2a, of Regulation (EU) 2019/2088 and Article 6, first paragraph, of Regulation (EU) 2020/852**

**Sustainable investment**

means an investment in an economic activity that contributes to an environmental or social objective, provided that the investment does not significantly harm any environmental or social objective and that the investee companies follow good governance practices.

The **EU Taxonomy** is a classification system laid down in Regulation (EU) 2020/852, establishing a list of **environmentally sustainable economic activities**. That Regulation does not lay down a list of socially sustainable economic activities. Sustainable investments with an environmental objective might be aligned with the Taxonomy or not.



**Sustainability indicators**

measure how the environmental or social characteristics promoted by the financial product are attained.

**Product name:**

AMUNDI MSCI EMU CLIMATE NET ZERO AMBITION PAB

**Legal entity identifier:**

2138007S1QFFN8UYKB61

**Environmental and/or social characteristics**

**Does this financial product have a sustainable investment objective?**

**Yes**

**No**

It will make a minimum of **sustainable investments with an environmental objective: \_\_\_%**

in economic activities that qualify as environmentally sustainable under the EU Taxonomy

in economic activities that do not qualify as environmentally sustainable under the EU Taxonomy

It will make a minimum of **sustainable investments with a social objective: \_\_\_%**

**It promotes Environmental/Social (E/S) characteristics** and while it does not have as its objective a sustainable investment, it will have a minimum proportion of 35% of sustainable investments

with an environmental objective in economic activities that qualify as environmentally sustainable under the EU Taxonomy

with an environmental objective in economic activities that do not qualify as environmentally sustainable under the EU Taxonomy

with a social objective

It promotes E/S characteristics, but **will not make any sustainable investments**

**What environmental and/or social characteristics are promoted by this financial product?**

The Sub-Fund promotes environmental and/or social characteristics through among others, replicating an Index that is meeting the minimum standards for EU Paris Aligned Benchmarks (EU PABs) under Regulation (EU) 2019/2089 amending Regulation (EU) 2016/1011. The law proposes the definitions of minimum standards for the methodology of any 'EU Paris Aligned' benchmark indices that would be aligned with the objectives of the Paris Agreement. The Index methodology align with certain criteria such as: - A minimum reduction in Greenhouse Gas (GHG) intensity relative to Parent Index of 50%. - A minimum self-decarbonization rate of GHG emissions intensity in accordance with the trajectory implied by Intergovernmental Panel on Climate Change's (IPCC) most ambitious 1.5°C scenario, equating to at least 7% GHG intensity reduction on average per annum.

**What sustainability indicators are used to measure the attainment of each of the environmental or social characteristics promoted by this financial product?**

The weighted average greenhouse gas (GHG) intensity (the "WACI") is used to measure the attainment of each of the environmental or social characteristics promoted by this financial product.

The WACI is the weighted average of the Index components' greenhouse gas (GHG) emissions (expressed in tCO2) divided by the enterprise value including cash.

The GHG emissions are divided into Scope 1, Scope 2, and Scope 3 emissions.

- Scope 1 emissions: those from sources owned or controlled by the company.
- Scope 2 emissions: those caused by the generation of electricity purchased by the company.
- Scope 3 emissions: include all other indirect emissions that occur in a company's value chain.

More precisely, MSCI EMU Climate Paris Aligned Filtered Index is constructed using an optimization process that aims to achieve replicability and investability. First, the Index features exclusions for companies from the Parent Index with controversial weapons, ESG controversies, tobacco, environmental harm, nuclear weapons, thermal coal, thermal coal mining, oil & gas, unconventional oil & gas, arctic oil & gas, power generation, weapons activities based MSCI methodologies. An optimization process is used to determine the constituents of the Index as well as their respective weight in the Index. This process aims to minimize the tracking error compared to the Parent Index while simultaneously delivering objectives through optimization constraints, including:

1. Transition and physical risk objectives:

- a. Minimum reduction in Greenhouse Gas (GHG) intensity (Scope 1+2+3) by 50% when compared to the Parent Index;
- b. Minimum average reduction (per annum) in GHG intensity by 10% relative to GHG Intensity at the Base Date;
- c. Active weight in high climate impact sector at least equal to the one of the Parent Index;
- d. Increase in aggregate weight in companies setting targets relative to the aggregate weight of such companies in the Parent Index;
- e. Reduction in weighted average potential emissions intensity relative to Parent Index;
- f. Increase in aggregate climate value-at-risk under 1.5 degree scenario and compared to the parent index; MSCI climate value-at-risk measurement helps investors to assess future costs related to climate change and understand what those future costs could mean in the current valuation of securities;
- g. Reduction in weighted average extreme weather climate value-at-risk (aggressive scenario) relative to Parent Index;

2. Transition opportunities objectives:

- a. Increase in weighted average low carbon transition (LCT) score relative to Parent Index;
- b. Improvement of the ratio of weighted average green revenue/ Weighted average fossil fuels-based revenue relative to Parent Index
- c. Increase in weighted average green revenue relative to the Parent Index

3. Additionally, the following constraints are imposed to meet diversification objectives: constituent active weight, minimum constituent weight, security weight as a multiple of its weight in the Parent Index, active sector weights and active country weights.

For further details, please refer to the Index methodology available on [msci.com](https://www.msci.com).

● ***What are the objectives of the sustainable investments that the financial product partially intends to make and how does the sustainable investment contribute to such objectives?***

The objectives of the sustainable investments are to invest in investee companies that seek to meet two criteria:

- 1) follow best environmental and social practices; and
- 2) avoid making products or providing services that harm the environment and society.

In order for the investee company to be deemed to contribute to the above objective it must be a "best performer" within its sector of activity on at least one of its material environmental or social factors.

The definition of "best performer" relies on Amundi's proprietary ESG methodology which aims to measure the ESG performance of an investee company. In order to be considered a "best performer", an investee company must perform with the best top three rating (A, B or C, out of a rating scale going from A to G) within its sector on at least one material environmental or social factor. Material environmental and social factors are identified at a sector level. The identification of material factors is based on Amundi ESG analysis framework which combines extra-financial data and qualitative analysis of associated sector and sustainability themes. Factors identified as material result in a contribution of more than 10% to the overall ESG score. For energy sector for example, material factors are: emissions and energy, biodiversity and pollution, health and security, local communities and human rights. For a more complete overview of sectors and factors, please refer to the Amundi ESG Regulatory Statement available at [www.amundi.lu](http://www.amundi.lu)

To contribute to the above objectives, the investee company should not have significant exposure to activities (e.g. tobacco, weapons, gambling, coal, aviation, meat production, fertilizer and pesticide manufacturing, single-use plastic production) not compatible with such criteria.

The sustainable nature of an investment is assessed at investee company level.

By applying the Amundi's above described Sustainable Investment definition to the Index constituents of this passively managed ETF Product, Amundi has determined that this Product has the minimum proportion of sustainable investments stated in page 1 above. However, please note that Amundi Sustainable Investment definition is not implemented at the Index methodology level.

**Principal adverse impacts** are the most significant negative impact of investment decisions on sustainability factors relating to environmental, social and employee matters, respect for human rights, anti-corruption and anti-bribery matters.

● ***How do the sustainable investments that the financial product partially intends to make, not cause significant harm to any environmental or social sustainable investment objective?***

To ensure sustainable investments do no significant harm ('DNSH'), Amundi utilises two filters: The first DNSH test filter relies on monitoring the mandatory Principal Adverse Impacts indicators in Annex 1, Table 1 of the RTS where robust data is available (e.g. GHG intensity of investee companies) via a combination of indicators (e.g. carbon intensity) and specific thresholds or rules (e.g. that the investee company's carbon intensity does not belong to the last decile of the sector). Amundi already considers specific Principle Adverse Impacts within its exclusion policy as part of Amundi's Responsible Investment Policy. These exclusions, which apply on the top of the tests detailed above, cover the following topics: exclusions on controversial weapons, Violations of UN Global Compact principles, coal and tobacco. Beyond the specific sustainability factors covered in the first filter, Amundi has defined a second filter, which does not take the mandatory Principal Adverse Impact indicators above into account, in order to verify that the company does not badly perform from an overall environmental or social standpoint compared to other companies within its sector which corresponds to an environmental or social score superior or equal to E using Amundi's ESG rating.

*How have the indicators for adverse impacts on sustainability factors been taken into account?*

The indicators for adverse impacts have been taken into account as detailed in the first do not significant harm (DNSH) filter above:

The first DNSH filter relies on monitoring of mandatory Principal Adverse Impacts indicators in Annex 1, Table 1 of the RTS where robust data is available via the combination of following indicators and specific thresholds or rules:

- Have a CO2 intensity which does not belong to the last decile compared to other companies within its sector (only applies to high intensity sectors), and
- Have a Board of Directors' diversity which does not belong to the last decile compared to other companies within its sector, and



- Be cleared of any controversy in relation to work conditions and human rights.
- Be cleared of any controversy in relation to biodiversity and pollution

Amundi already considers specific Principle Adverse Impacts within its exclusion policy as part of Amundi's Responsible Investment Policy. These exclusions, which apply on the top of the tests detailed above, cover the following topics: exclusions on controversial weapons, Violations of UN Global Compact principles, coal and tobacco.

*How are the sustainable investments aligned with the OECD Guidelines for Multinational Enterprises and the UN Guiding Principles on Business and Human Rights? Details:*

The OECD Guidelines for Multinational Enterprises and the UN Guiding Principles on Business and Human Rights are integrated into our ESG scoring methodology. Our proprietary ESG rating tool assesses issuers using available data from our data providers. For example the model has a dedicated criteria called "Community Involvement & Human Rights" which is applied to all sectors in addition to other human rights linked criteria including socially responsible supply chains, working conditions, and labor relations. Furthermore, we conduct controversy monitoring on a, at minimum, quarterly basis which includes companies identified for human rights violations. When controversies arise, analysts will evaluate the situation and apply a score to the controversy (using our proprietary scoring methodology) and determine the best course of action. Controversy scores are updated quarterly to track the trend and remediation efforts

*The EU Taxonomy sets out a "do not significantly harm" principle by which Taxonomy-aligned investments should not significantly harm EU Taxonomy objectives and is accompanied by specific EU criteria.*

The "do not significantly harm" principle applies only to those investments underlying the financial product that take into account the EU criteria for environmentally sustainable economic activities. The investments underlying the remaining portion of this financial product do not take into account the EU criteria for environmentally sustainable economic activities.

*Any other sustainable investments must also not significantly harm any environmental or social objectives.*



### **Does this financial product consider principal adverse impacts on sustainability factors?**

**X** Yes, The Sub-Fund considers Principal Adverse Impacts as per Annex 1, Table 1 of the RTS applying to the Sub-Fund's strategy and relies on a combination of exclusion policies (normative and sectorial), engagement and voting approaches.

- Exclusion: Amundi has defined normative, activity-based and sector-based exclusion rules covering some of the key adverse sustainability indicators listed by the Disclosure Regulation.

- Engagement: Engagement is a continuous and purpose driven process aimed at influencing the activities or behavior of investee companies. The aim of engagement activities can fall into two categories : to engage an issuer to improve the way it integrates the environmental and social dimension, to engage an issuer to improve its impact on environmental, social, and human rights-related or other sustainability matters that are material to society and the global economy.

- Vote: Amundi's voting policy responds to an holistic analysis of all the long-term issues that may influence value creation, including material ESG issues. For more information please refer to

Amundi's Voting Policy.

- Controversies monitoring: Amundi has developed a controversy tracking system that relies on three external data providers to systematically track controversies and their level of severity. This quantitative approach is then enriched with an in-depth assessment of each severe controversy, led by ESG analysts and the periodic review of its evolution. This approach applies to all of Amundi's funds.

For any indication on how mandatory Principal Adverse Impact indicators are used, please refer to the Amundi ESG Regulatory Statement available at [www.amundi.lu](http://www.amundi.lu)

No



**The Investment strategy** guides investment decisions based on factors such as investment objectives and risk tolerance.

**Good governance** practices include sound management structures, employee relations, remuneration of staff and tax compliance.

### What investment strategy does this financial product follow?

The Sub-Fund tracks the performance of the MSCI EMU Climate Paris Aligned Filtered Index (the Index), and minimizes the tracking error between the net asset value of the sub-fund and the performance of the Index. MSCI EMU Climate Paris Aligned Filtered Index is an equity index based on the MSCI EMU index representative of the large and mid-cap stocks across developed market countries in the European Economic and Monetary Union (the "Parent Index"). The Index is designed to support investors seeking to reduce their exposure to transition and physical climate risks and who wish to pursue opportunities arising from the transition to a lower-carbon economy, while aligning with the Paris Agreement requirements. The Index incorporates the Task Force on Climate-Related Financial Disclosures (TCFD) recommendations and are designed to exceed the minimum standards of the EU Paris-Aligned Benchmark.

### What are the binding elements of the investment strategy used to select the investments to attain each of the environmental or social characteristics promoted by this financial product?

This is a passively managed ETF. Its investment strategy is to replicate the Index while minimizing the related tracking error.

MSCI EMU Climate Paris Aligned Filtered Index is constructed using an optimization process that aims to achieve replicability and investability. First, the Index features exclusions for companies from the Parent Index with controversial weapons, ESG controversies, tobacco, environmental harm, nuclear weapons, thermal coal, thermal coal mining, oil & gas, unconventional oil & gas, arctic oil & gas, power generation, weapons activities based MSCI methodologies. An optimization process is used to determine the constituents of the Index as well as their respective weight in the Index. This process aims to minimize the tracking error compared to the Parent Index while simultaneously delivering objectives through optimization constraints, including:

1. Transition and physical risk objectives:
  - a. Minimum reduction in Greenhouse Gas (GHG) intensity (Scope 1+2+3) by 50% when compared to the Parent Index;
  - b. Minimum average reduction (per annum) in GHG intensity by 10% relative to GHG Intensity at the Base Date;
  - c. Active weight in high climate impact sector at least equal to the one of the Parent Index;
  - d. Increase in aggregate weight in companies setting targets relative to the aggregate weight of such companies in the Parent Index;
  - e. Reduction in weighted average potential emissions intensity relative to Parent Index;
  - f. Increase in aggregate climate value-at-risk under 1.5 degree scenario and compared to the parent index; MSCI climate value-at-risk measurement helps investors to assess future costs related to climate change and understand what those future costs could mean in the current valuation of securities;
  - g. Reduction in weighted average extreme weather climate value-at-risk (aggressive scenario) relative to Parent Index;

2. Transition opportunities objectives:

- a. Increase in weighted average low carbon transition (LCT) score relative to Parent Index;
- b. Improvement of the ratio of weighted average green revenue/ Weighted average fossil fuels-based revenue relative to Parent Index
- c. Increase in weighted average green revenue relative to the Parent Index

3. Additionally, the following constraints are imposed to meet diversification objectives: constituent active weight, minimum constituent weight, security weight as a multiple of its weight in the Parent Index, active sector weights and active country weights.

For further details, please refer to the Index methodology available on [msci.com](https://www.msci.com).

The Product strategy is also relying on systematic exclusions policies (normative and sectorials) as further described in Amundi Responsible Investment policy.

● ***What is the committed minimum rate to reduce the scope of the investments considered prior to the application of that investment strategy?***

There is no committed minimum rate to reduce the scope of the investments considered prior to the application of that investment strategy.

● ***What is the policy to assess good governance practices of the investee companies?***

We rely on Amundi ESG scoring methodology. Amundi's ESG scoring is based on a proprietary ESG analysis framework, which accounts for 38 general and sector-specific criteria, including governance criteria. In the Governance dimension, we assess an issuer's ability to ensure an effective corporate governance framework that guarantees it will meet its long-term objectives (e.g. guaranteeing the issuer's value over the long term) The governance sub-criteria considered are: board structure, audit and control, remuneration, shareholders' rights, ethics, tax practices and ESG strategy

Amundi ESG Rating scale contains seven grades, ranging from A to G, where A is the best and G the worst rating. G-rated companies are excluded from our investment universe.



**Asset allocation** describes the share of investments in specific assets.

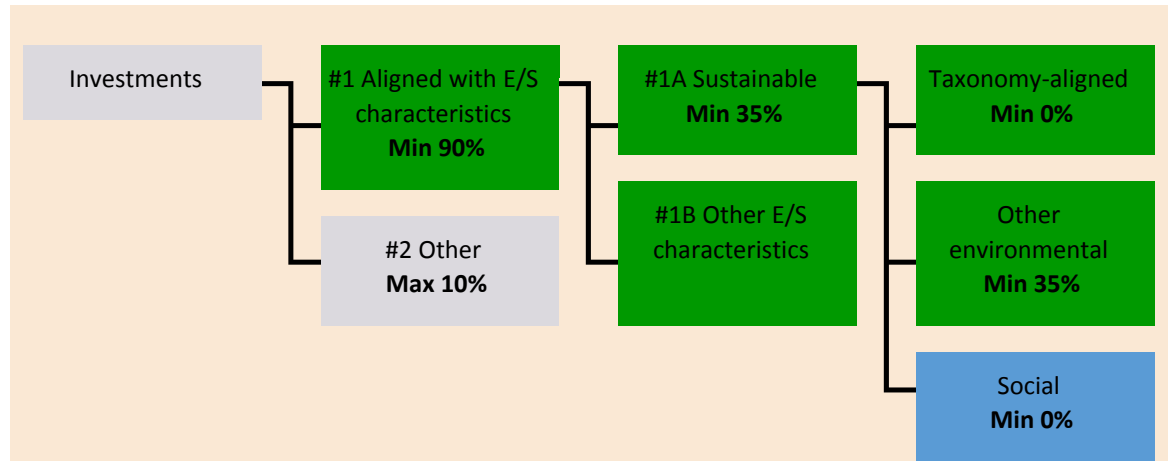
Taxonomy-aligned activities are expressed as a share of:

- **turnover** reflecting the share of revenue from green activities of investee companies
- **capital expenditure (CapEx)** showing the green investments made by investee companies, e.g. for a transition to a green economy.
- **operational expenditure (OpEx)** reflecting green operational activities of investee companies.

### What is the asset allocation planned for this financial product?

At least 90% of the Sub-Fund's securities and instruments will meet the promoted environmental or social characteristics in accordance with the binding elements of the Index methodology. Furthermore, the Sub-Fund commits to have a minimum of 35% of sustainable investments as per the below chart. Investments aligned with other E/S characteristics (#1B) will represent the difference between the actual proportion of investments aligned with environmental or social characteristics (#1) and the actual proportion of sustainable investments (#1A).

The planned proportion of other environmental investment represents a minimum of 35% (i) and may change as the actual proportions of Taxonomy-aligned and/or Social investments increase.



**#1 Aligned with E/S characteristics** includes the investments of the financial product used to attain the environmental or social characteristics promoted by the financial product.

**#2 Other** includes the remaining investments of the financial product which are neither aligned with the environmental or social characteristics, nor are qualified as sustainable investments

The category **#1 Aligned with E/S characteristics** covers:

- The sub-category **#1A Sustainable** covers sustainable investments with environmental or social objectives.
- The sub-category **#1B Other E/S characteristics** covers investments aligned with the environmental or social characteristics that do not qualify as sustainable investments.

### ● How does the use of derivatives attain the environmental or social characteristics promoted by the financial product?

Derivatives are not used to attain the environmental and social characteristics promoted by the Sub-Fund.

### Enabling activities

directly enable other activities to make a substantial contribution to an environmental objective.

### Transitional activities

are activities for which low-carbon alternatives are not yet available and among others have greenhouse gas emission levels corresponding to the best performance.



## To what minimum extent are sustainable investments with an environmental objective aligned with the EU Taxonomy?

The sub-fund currently has no minimum commitment to sustainable investments with an environmental objective aligned with the EU Taxonomy. The Sub-Fund does not commit to make taxonomy-compliant investments in fossil gas and/or nuclear energy as illustrated below. Nevertheless, as part of the investment strategy, it may invest in companies that are also active in these industries. Such investments may or may not be taxonomy aligned.

### Does the financial product invest in fossil gas and/or nuclear energy related activities that comply with the EU Taxonomy ?

- Yes :
- In fossil gas
  - In nuclear energy
- No

The two graphs below show in green the minimum percentage of investments that are aligned with the EU Taxonomy. As there is no appropriate methodology to determine the Taxonomy-alignment of sovereign bonds\*, the first graph shows the Taxonomy alignment in relation to all the investments of the financial product including sovereign bonds, while the second graph shows the Taxonomy alignment only in relation to the investments of the financial product other than sovereign bonds.

#### 1. Taxonomy-alignment of investments including sovereign bonds\*

- Taxonomy-aligned (no fossil gas and nuclear)
- Non Taxonomy-aligned



#### 2. Taxonomy-alignment of investments excluding sovereign bonds\*

- Taxonomy-aligned (no fossil gas and nuclear)
- Non Taxonomy-aligned



This graph represents 100% of the total investments.\*\*

\* For the purpose of these graphs, 'sovereigns bonds' consist of all sovereign exposures

\*\* This percentage is purely indicative and may vary.

### What is the minimum share of investments in transitional and enabling activities?

The funds has no minimum proportion of investment in transitional or enabling activities.



are sustainable investments with an environmental objective that **do not take into account the criteria** for environmentally sustainable economic activities under the EU Taxonomy.



**What is the minimum share of sustainable investments with an environmental objective that are not aligned with the EU Taxonomy?**

The Sub-Fund will have a minimum commitment of 35% of Sustainable Investments with an environmental objective as indicated in this Annex with no commitment on their alignment with the EU Taxonomy.



**What is the minimum share of socially sustainable investments?**

The Sub-Fund has no minimum share of socially sustainable investments.



**What investments are included under “#2 Other”, what is their purpose and are there any minimum environmental or social safeguards?**

Included in "#2 Other" are cash and instruments for the purpose of liquidity and portfolio risk management. It may also include ESG unrated securities for which data needed for the measurement of attainment of environmental or social characteristics is not available.



**Reference benchmarks** are indexes to measure whether the financial products attain the environmental or social characteristics that they promote.

**Is a specific index designated as a reference benchmark to determine whether this financial product is aligned with the environmental and/or social characteristics that it promotes?**

Yes, the Index has been designated as a reference benchmark to determine whether the Sub-Fund is aligned with the environmental and/or social characteristics that it promotes.

● ***How is the reference benchmark continuously aligned with each of the environmental or social characteristics promoted by the financial product?***

According to applicable regulations to index sponsors (including BMR), index sponsors should define appropriate controls/diligence when defining and/or operating index methodologies of regulated indexes.

● ***How is the alignment of the investment strategy with the methodology of the index ensured on a continuous basis?***

The investment objective of the Sub-Fund is to track both the upward and downward evolution of the Index, while minimising the difference between the return of the Sub-Fund and the return of the Index.

● ***How does the designated index differ from a relevant broad market index?***

MSCI EMU Climate Paris Aligned Filtered Index is an equity index based on the MSCI EMU index representative of the large and mid-cap stocks across developed market countries in the European Economic and Monetary Union (the "Parent Index"). The Index is designed to support investors seeking to reduce their exposure to transition and physical climate risks and who wish to pursue opportunities arising from the transition to a lower-carbon economy, while aligning with the Paris Agreement requirements. The Index incorporate the Task Force on Climate-Related Financial Disclosures (TCFD) recommendations and are designed to exceed the minimum standards of the EU Paris-Aligned Benchmark.

● ***Where can the methodology used for the calculation of the designated index be found?***

Additional information on the Index can be found at <https://www.msci.com/index-methodology>



**Where can I find more product specific information online?**

Additional information on the Sub-Fund can be found at [www.amundiETF.com](http://www.amundiETF.com).

**Disclaimer**

15/10/2023.

**Pre-contractual disclosure for the financial products referred to in Article 8, paragraphs 1, 2 and 2a, of Regulation (EU) 2019/2088 and Article 6, first paragraph, of Regulation (EU) 2020/852**

**Sustainable investment**

means an investment in an economic activity that contributes to an environmental or social objective, provided that the investment does not significantly harm any environmental or social objective and that the investee companies follow good governance practices.

The **EU Taxonomy** is a classification system laid down in Regulation (EU) 2020/852, establishing a list of **environmentally sustainable economic activities**. That Regulation does not lay down a list of socially sustainable economic activities. Sustainable investments with an environmental objective might be aligned with the Taxonomy or not.



**Sustainability**

**indicators** measure how the environmental or social characteristics promoted by the financial product are attained.

**Product name:**

AMUNDI MSCI EUROPE CLIMATE PARIS ALIGNED PAB

**Legal entity identifier:**

213800S12GFSBFT69J81

**Environmental and/or social characteristics**

**Does this financial product have a sustainable investment objective?**

**Yes**

**No**

It will make a minimum of **sustainable investments with an environmental objective: \_\_\_%**

in economic activities that qualify as environmentally sustainable under the EU Taxonomy

in economic activities that do not qualify as environmentally sustainable under the EU Taxonomy

It will make a minimum of **sustainable investments with a social objective: \_\_\_%**

**It promotes Environmental/Social (E/S) characteristics** and while it does not have as its objective a sustainable investment, it will have a minimum proportion of 30% of sustainable investments

with an environmental objective in economic activities that qualify as environmentally sustainable under the EU Taxonomy

with an environmental objective in economic activities that do not qualify as environmentally sustainable under the EU Taxonomy

with a social objective

It promotes E/S characteristics, but **will not make any sustainable investments**

**What environmental and/or social characteristics are promoted by this financial product?**

The Sub-Fund promotes environmental and/or social characteristics through among others, replicating an Index that is meeting the minimum standards for EU Paris Aligned Benchmarks (EU PABs) under Regulation (EU) 2019/2089 amending Regulation (EU) 2016/1011. The law proposes the definitions of minimum standards for the methodology of any 'EU Paris Aligned' benchmark indices that would be aligned with the objectives of the Paris Agreement. The Index methodology align with certain criteria such as:

- A minimum reduction in Greenhouse Gas (GHG) intensity relative to Parent Index of 50%.
- A minimum self-decarbonization rate of GHG emissions intensity in accordance with the trajectory implied by Intergovernmental Panel on Climate Change's (IPCC) most ambitious 1.5°C scenario, equating to at least 7% GHG intensity reduction on average per annum

**What sustainability indicators are used to measure the attainment of each of the environmental or social characteristics promoted by this financial product?**

The weighted average greenhouse gas (GHG) intensity (the "WACI") is used to measure the attainment of each of the environmental or social characteristics promoted by this financial product.

The WACI is the weighted average of the Index components' greenhouse gas (GHG) emissions



(expressed in tCO<sub>2</sub>) divided by the enterprise value including cash.

The GHG emissions are divided into Scope 1, Scope 2, and Scope 3 emissions.

- Scope 1 emissions: those from sources owned or controlled by the company.
- Scope 2 emissions: those caused by the generation of electricity purchased by the company.
- Scope 3 emissions: include all other indirect emissions that occur in a company's value chain.

More precisely, MSCI EUROPE Climate Change Paris Aligned Select Index (the "Index") aims to reduce its greenhouse gases (GHG) intensity by at least 50% when compared to the Parent Index, and is designed to meet the year on year 7% decarbonisation target.

The Index will be constructed as follows:

- The Applicable Universe includes all the existing constituents of the Parent Index (i.e. mid and large-cap equities that equate to 85% of the total capitalization for the geographical area covered by the Parent Index).

- The Initial Universe is constructed by excluding from the Applicable Universe securities based on the following criteria:

1. Unrated companies: companies not rated by MSCI ESG Research for Low Carbon Transition Assessment.
2. Companies involved in Controversial Weapons Businesses as defined by the methodology of the MSCI Ex Controversial Weapons Indexes.

Each remaining company is weighted according to its market capitalization and its Low Carbon Transition (LCT) Combined Score\*, in order to increase the exposure to companies participating in opportunities associated with climate transition and decrease the exposure to companies exposed to risks associated with climate transition.

- The Eligible Universe is constructed from the Initial Universe by excluding securities based on the following criteria:

1. Companies that have faced very severe controversies pertaining to ESG issues,
2. Companies involved in Tobacco, Coal, Oil & Gas, Thermal coal based power generation, Liquid fuel power generation, Oil and Gas based power generation.

- The Parent index and the Eligible universe are both broken into two universes\*\*: 'High Climate Impact' and 'Low Climate Impact'.

- The Final Universe is constructed from the Eligible Universe by weighting: the 'High Climate Impact' and 'Low Climate Impact' universes according to their respective allocations in the Parent index and the securities based upon their targets and commitments to meet the EU Paris-aligned benchmark (EU PAB) minimum requirements. The weight of each security in the Index is capped at 4%.

● ***What are the objectives of the sustainable investments that the financial product partially intends to make and how does the sustainable investment contribute to such objectives?***

The objectives of the sustainable investments are to invest in investee companies that seek to meet two criteria:

- 1) follow best environmental and social practices; and
- 2) avoid making products or providing services that harm the environment and society.

In order for the investee company to be deemed to contribute to the above objective it must be a "best performer" within its sector of activity on at least one of its material environmental or social factors.

The definition of "best performer" relies on Amundi's proprietary ESG methodology which aims to measure the ESG performance of an investee company. In order to be considered a "best performer", an investee company must perform with the best top three rating (A, B or C, out of a rating scale going from A to G) within its sector on at least one material environmental or social factor. Material environmental and social factors are identified at a sector level. The identification of material factors is based on Amundi ESG analysis framework which combines extra-financial data and qualitative analysis of associated sector and sustainability themes. Factors identified as material result in a contribution of more than 10% to the overall ESG score. For energy sector for example, material factors are: emissions and energy, biodiversity and pollution, health and security, local communities and human rights. For a more complete overview of sectors and factors, please refer to the Amundi ESG Regulatory Statement available at [www.amundi.lu](http://www.amundi.lu)

To contribute to the above objectives, the investee company should not have significant exposure to activities (e.g. tobacco, weapons, gambling, coal, aviation, meat production, fertilizer and pesticide manufacturing, single-use plastic production) not compatible with such criteria.

The sustainable nature of an investment is assessed at investee company level.

By applying the Amundi's above described Sustainable Investment definition to the Index constituents of this passively managed ETF Product, Amundi has determined that this Product has the minimum proportion of sustainable investments stated in page 1 above. However, please note that Amundi Sustainable Investment definition is not implemented at the Index methodology level.

**Principal adverse impacts** are the most significant negative impact of investment decisions on sustainability factors relating to environmental, social and employee matters, respect for human rights, anti-corruption and anti-bribery matters.

● ***How do the sustainable investments that the financial product partially intends to make, not cause significant harm to any environmental or social sustainable investment objective?***

To ensure sustainable investments do no significant harm ('DNSH'), Amundi utilises two filters:

The first DNSH test filter relies on monitoring the mandatory Principal Adverse Impacts indicators in Annex 1, Table 1 of the RTS where robust data is available (e.g. GHG intensity of investee companies) via a combination of indicators (e.g. carbon intensity) and specific thresholds or rules (e.g. that the investee company's carbon intensity does not belong to the last decile of the sector).

Amundi already considers specific Principle Adverse Impacts within its exclusion policy as part of Amundi's Responsible Investment Policy. These exclusions, which apply on the top of the tests detailed above, cover the following topics: exclusions on controversial weapons, Violations of UN Global Compact principles, coal and tobacco.

Beyond the specific sustainability factors covered in the first filter, Amundi has defined a second filter, which does not take the mandatory Principal Adverse Impact indicators above into account, in order to verify that the company does not badly perform from an overall environmental or social standpoint compared to other companies within its sector which corresponds to an environmental or social score superior or equal to E using Amundi's ESG rating.

***How have the indicators for adverse impacts on sustainability factors been taken into account?***

The indicators for adverse impacts have been taken into account as detailed in the first do not significant harm (DNSH) filter above:

The first DNSH filter relies on monitoring of mandatory Principal Adverse Impacts indicators in Annex 1, Table 1 of the RTS where robust data is available via the combination of following indicators and

specific thresholds or rules:

- Have a CO2 intensity which does not belong to the last decile compared to other companies within its sector (only applies to high intensity sectors), and
- Have a Board of Directors' diversity which does not belong to the last decile compared to other companies within its sector, and
- Be cleared of any controversy in relation to work conditions and human rights.
- Be cleared of any controversy in relation to biodiversity and pollution

Amundi already considers specific Principle Adverse Impacts within its exclusion policy as part of Amundi's Responsible Investment Policy. These exclusions, which apply on the top of the tests detailed above, cover the following topics: exclusions on controversial weapons, Violations of UN Global Compact principles, coal and tobacco.

*How are the sustainable investments aligned with the OECD Guidelines for Multinational Enterprises and the UN Guiding Principles on Business and Human Rights? Details:*

The OECD Guidelines for Multinational Enterprises and the UN Guiding Principles on Business and Human Rights are integrated into our ESG scoring methodology. Our proprietary ESG rating tool assesses issuers using available data from our data providers. For example the model has a dedicated criteria called "Community Involvement & Human Rights" which is applied to all sectors in addition to other human rights linked criteria including socially responsible supply chains, working conditions, and labor relations. Furthermore, we conduct controversy monitoring on a, at minimum, quarterly basis which includes companies identified for human rights violations. When controversies arise, analysts will evaluate the situation and apply a score to the controversy (using our proprietary scoring methodology) and determine the best course of action. Controversy scores are updated quarterly to track the trend and remediation efforts

*The EU Taxonomy sets out a "do not significantly harm" principle by which Taxonomy-aligned investments should not significantly harm EU Taxonomy objectives and is accompanied by specific EU criteria.*

The "do not significantly harm" principle applies only to those investments underlying the financial product that take into account the EU criteria for environmentally sustainable economic activities. The investments underlying the remaining portion of this financial product do not take into account the EU criteria for environmentally sustainable economic activities.

*Any other sustainable investments must also not significantly harm any environmental or social objectives.*



#### **Does this financial product consider principal adverse impacts on sustainability factors?**

**X** Yes, The Sub-Fund considers Principal Adverse Impacts as per Annex 1, Table 1 of the RTS applying to the Sub-Fund's strategy and relies on a combination of exclusion policies (normative and sectorial), engagement and voting approaches.

- Exclusion: Amundi has defined normative, activity-based and sector-based exclusion rules covering some of the key adverse sustainability indicators listed by the Disclosure Regulation.

- Engagement: Engagement is a continuous and purpose driven process aimed at influencing the activities or behavior of investee companies. The aim of engagement activities can fall into two

categories : to engage an issuer to improve the way it integrates the environmental and social dimension, to engage an issuer to improve its impact on environmental, social, and human rights-related or other sustainability matters that are material to society and the global economy.

- Vote: Amundi's voting policy responds to an holistic analysis of all the long-term issues that may influence value creation, including material ESG issues. For more information please refer to Amundi's Voting Policy .

- Controversies monitoring: Amundi has developed a controversy tracking system that relies on three external data providers to systematically track controversies and their level of severity. This quantitative approach is then enriched with an in-depth assessment of each severe controversy, led by ESG analysts and the periodic review of its evolution. This approach applies to all of Amundi's funds.

For any indication on how mandatory Principal Adverse Impact indicators are used, please refer to the Amundi ESG Regulatory Statement available at [www.amundi.lu](http://www.amundi.lu)

No



**The Investment strategy** guides investment decisions based on factors such as investment objectives and risk tolerance.

**Good governance** practices include sound management structures, employee relations, remuneration of staff and tax compliance.

### What investment strategy does this financial product follow?

To track the performance of MSCI EUROPE Climate Change Paris Aligned Select Index (the "Index"), and to minimize the tracking error between the net asset value of the sub-fund and the performance of the Index.

The MSCI Europe Climate Change Paris Aligned Select Index is an equity index based on the MSCI Europe Index ("Parent Index") representative of the large and mid-cap securities across 15 Developed Markets countries in Europe (as of March 2020). The Index aims to represent the performance of a strategy that reweights securities based upon the opportunities and risks associated with the climate transition to meet the EU Paris-aligned benchmark (EU PAB) label minimum requirements.

### What are the binding elements of the investment strategy used to select the investments to attain each of the environmental or social characteristics promoted by this financial product?

This is a passively managed ETF. Its investment strategy is to replicate the Index while minimizing the related tracking error.

MSCI EUROPE Climate Change Paris Aligned Select Index (the "Index") aims to reduce its greenhouse gases (GHG) intensity by at least 50% when compared to the Parent Index, and is designed to meet the year on year 7% decarbonisation target.

The Index will be constructed as follows:

- The Applicable Universe includes all the existing constituents of the Parent Index (i.e. mid and large-cap equities that equate to 85% of the total capitalization for the geographical area covered by the Parent Index).

- The Initial Universe is constructed by excluding from the Applicable Universe securities based on the following criteria:

1. Unrated companies: companies not rated by MSCI ESG Research for Low Carbon Transition Assessment.

2. Companies involved in Controversial Weapons Businesses as defined by the methodology of the

MSCI Ex Controversial Weapons Indexes.

Each remaining company is weighted according to its market capitalization and its Low Carbon Transition (LCT) Combined Score\*, in order to increase the exposure to companies participating in opportunities associated with climate transition and decrease the exposure to companies exposed to risks associated with climate transition.

- The Eligible Universe is constructed from the Initial Universe by excluding securities based on the following criteria:

1. Companies that have faced very severe controversies pertaining to ESG issues,
2. Companies involved in Tobacco, Coal, Oil & Gas, Thermal coal based power generation, Liquid fuel power generation, Oil and Gas based power generation.

- The Parent index and the Eligible universe are both broken into two universes\*\*: 'High Climate Impact' and 'Low Climate Impact'.

- The Final Universe is constructed from the Eligible Universe by weighting: the 'High Climate Impact' and 'Low Climate Impact' universes according to their respective allocations in the Parent index and the securities based upon their targets and commitments to meet the EU Paris-aligned benchmark (EU PAB) minimum requirements. The weight of each security in the Index is capped at 4%.

The Product strategy is also relying on systematic exclusions policies (normative and sectorial) as further described in Amundi Responsible Investment policy.

● ***What is the committed minimum rate to reduce the scope of the investments considered prior to the application of that investment strategy?***

There is no committed minimum rate to reduce the scope of the investments considered prior to the application of that investment strategy.

● ***What is the policy to assess good governance practices of the investee companies?***

We rely on Amundi ESG scoring methodology. Amundi's ESG scoring is based on a proprietary ESG analysis framework, which accounts for 38 general and sector-specific criteria, including governance criteria. In the Governance dimension, we assess an issuer's ability to ensure an effective corporate governance framework that guarantees it will meet its long-term objectives (e.g. guaranteeing the issuer's value over the long term) The governance sub-criteria considered are: board structure, audit and control, remuneration, shareholders' rights, ethics, tax practices and ESG strategy

Amundi ESG Rating scale contains seven grades, ranging from A to G, where A is the best and G the worst rating. G-rated companies are excluded from our investment universe.



**Asset allocation** describes the share of investments in specific assets.

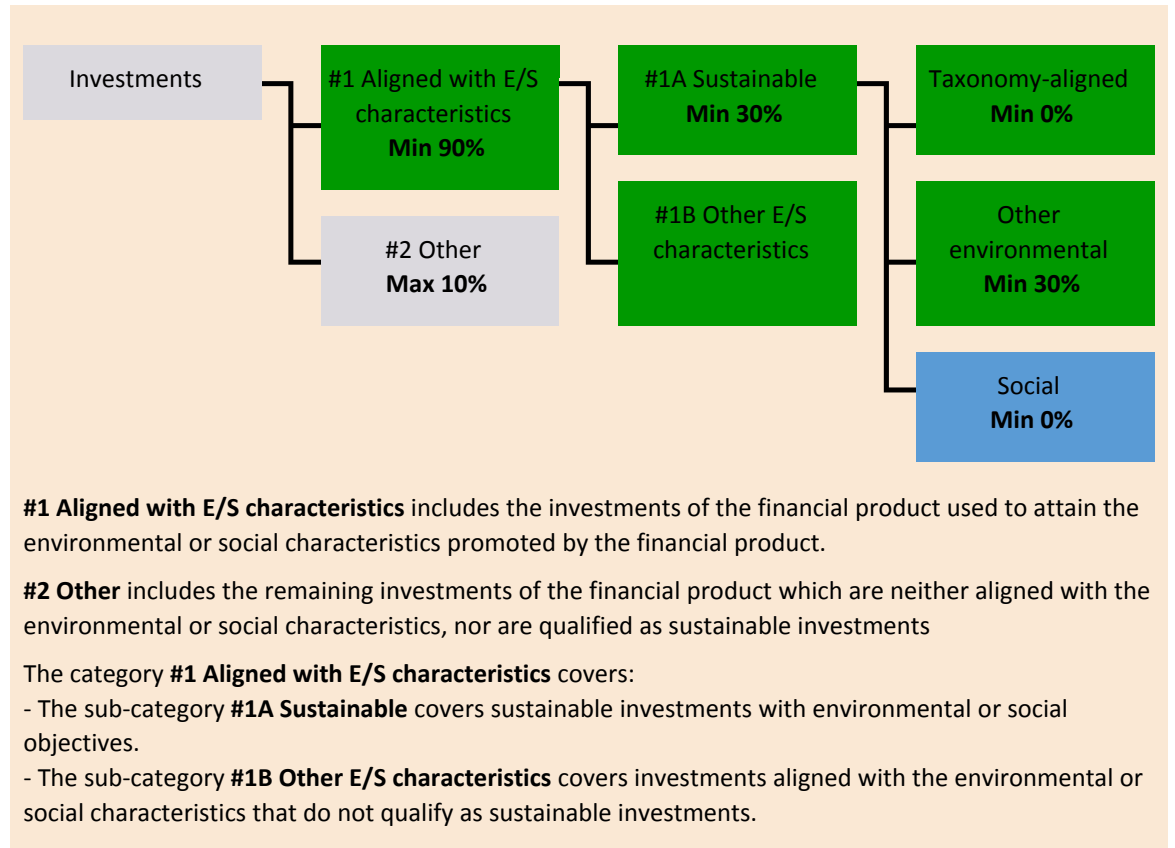
Taxonomy-aligned activities are expressed as a share of:

- **turnover** reflecting the share of revenue from green activities of investee companies
- **capital expenditure (CapEx)** showing the green investments made by investee companies, e.g. for a transition to a green economy.
- **operational expenditure (OpEx)** reflecting green operational activities of investee companies.

### What is the asset allocation planned for this financial product?

At least 90% of the Sub-Fund's securities and instruments will meet the promoted environmental or social characteristics in accordance with the binding elements of the Index methodology. Furthermore, the Sub-Fund commits to have a minimum of 30% of sustainable investments as per the below chart. Investments aligned with other E/S characteristics (#1B) will represent the difference between the actual proportion of investments aligned with environmental or social characteristics (#1) and the actual proportion of sustainable investments (#1A).

The planned proportion of other environmental investment represents a minimum of 30% (i) and may change as the actual proportions of Taxonomy-aligned and/or Social investments increase.



● **How does the use of derivatives attain the environmental or social characteristics promoted by the financial product?**

Derivatives are not used to attain the environmental and social characteristics promoted by the Sub-Fund.

### Enabling activities

directly enable other activities to make a substantial contribution to an environmental objective.

### Transitional activities

are activities for which low-carbon alternatives are not yet available and among others have greenhouse gas emission levels corresponding to the best performance.



## To what minimum extent are sustainable investments with an environmental objective aligned with the EU Taxonomy?

The sub-fund currently has no minimum commitment to sustainable investments with an environmental objective aligned with the EU Taxonomy. The Sub-Fund does not commit to make taxonomy-compliant investments in fossil gas and/or nuclear energy as illustrated below. Nevertheless, as part of the investment strategy, it may invest in companies that are also active in these industries. Such investments may or may not be taxonomy aligned.

### Does the financial product invest in fossil gas and/or nuclear energy related activities that comply with the EU Taxonomy ?

- Yes :
- In fossil gas
  - In nuclear energy
- No

The two graphs below show in green the minimum percentage of investments that are aligned with the EU Taxonomy. As there is no appropriate methodology to determine the Taxonomy-alignment of sovereign bonds\*, the first graph shows the Taxonomy alignment in relation to all the investments of the financial product including sovereign bonds, while the second graph shows the Taxonomy alignment only in relation to the investments of the financial product other than sovereign bonds.

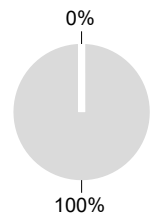
#### 1. Taxonomy-alignment of investments including sovereign bonds\*

- Taxonomy-aligned (no fossil gas and nuclear)
- Non Taxonomy-aligned



#### 2. Taxonomy-alignment of investments excluding sovereign bonds\*

- Taxonomy-aligned (no fossil gas and nuclear)
- Non Taxonomy-aligned



This graph represents 100% of the total investments.\*\*

\* For the purpose of these graphs, 'sovereigns bonds' consist of all sovereign exposures

\*\* This percentage is purely indicative and may vary.

### What is the minimum share of investments in transitional and enabling activities?

The funds has no minimum proportion of investment in transitional or enabling activities.



are sustainable investments with an environmental objective that **do not take into account the criteria** for environmentally sustainable economic activities under the EU Taxonomy.



**What is the minimum share of sustainable investments with an environmental objective that are not aligned with the EU Taxonomy?**

The Sub-Fund will have a minimum commitment of 30% of Sustainable Investments with an environmental objective as indicated in this Annex with no commitment on their alignment with the EU Taxonomy.



**What is the minimum share of socially sustainable investments?**

The Sub-Fund has no minimum share of socially sustainable investments.



**What investments are included under “#2 Other”, what is their purpose and are there any minimum environmental or social safeguards?**

Included in "#2 Other" are cash and instruments for the purpose of liquidity and portfolio risk management. It may also include ESG unrated securities for which data needed for the measurement of attainment of environmental or social characteristics is not available.



**Reference benchmarks** are indexes to measure whether the financial products attain the environmental or social characteristics that they promote.

**Is a specific index designated as a reference benchmark to determine whether this financial product is aligned with the environmental and/or social characteristics that it promotes?**

Yes, the Index has been designated as a reference benchmark to determine whether the Sub-Fund is aligned with the environmental and/or social characteristics that it promotes.

● **How is the reference benchmark continuously aligned with each of the environmental or social characteristics promoted by the financial product?**

According to applicable regulations to index sponsors (including BMR), index sponsors should define appropriate controls/diligence when defining and/or operating index methodologies of regulated indexes.

● **How is the alignment of the investment strategy with the methodology of the index ensured on a continuous basis?**

The investment objective of the Sub-Fund is to track both the upward and downward evolution of the Index, while minimising the difference between the return of the Sub-Fund and the return of the Index.

● **How does the designated index differ from a relevant broad market index?**

The MSCI Europe Climate Change Paris Aligned Select Index is an equity index based on the MSCI Europe Index ("Parent Index") representative of the large and mid-cap securities across 15 Developed Markets countries in Europe (as of March 2020). The Index aims to represent the performance of a strategy that reweights securities based upon the opportunities and risks associated with the climate transition to meet the EU Paris-aligned benchmark (EU PAB) label minimum requirements.

● **Where can the methodology used for the calculation of the designated index be found?**

Additional information on the Index can be found at <https://www.msci.com/index-methodology>



**Where can I find more product specific information online?**

Additional information on the Sub-Fund can be found at [www.amundiETF.com](http://www.amundiETF.com).



**Disclaimer**

15/10/2023.

**Pre-contractual disclosure for the financial products referred to in Article 8, paragraphs 1, 2 and 2a, of Regulation (EU) 2019/2088 and Article 6, first paragraph, of Regulation (EU) 2020/852**

**Sustainable investment**

means an investment in an economic activity that contributes to an environmental or social objective, provided that the investment does not significantly harm any environmental or social objective and that the investee companies follow good governance practices.

The **EU Taxonomy** is a classification system laid down in Regulation (EU) 2020/852, establishing a list of **environmentally sustainable economic activities**. That Regulation does not lay down a list of socially sustainable economic activities. Sustainable investments with an environmental objective might be aligned with the Taxonomy or not.



**Sustainability**

**indicators** measure how the environmental or social characteristics promoted by the financial product are attained.

**Product name:**  
AMUNDI INDEX MSCI JAPAN SRI PAB

**Legal entity identifier:**  
2138007H5QEZTOGC4B22

**Environmental and/or social characteristics**

**Does this financial product have a sustainable investment objective?**

**Yes**    **X No**

It will make a minimum of **sustainable investments with an environmental objective: \_\_\_%**

in economic activities that qualify as environmentally sustainable under the EU Taxonomy

in economic activities that do not qualify as environmentally sustainable under the EU Taxonomy

It will make a minimum of **sustainable investments with a social objective: \_\_\_%**

**It promotes Environmental/Social (E/S) characteristics** and while it does not have as its objective a sustainable investment, it will have a minimum proportion of 35% of sustainable investments

with an environmental objective in economic activities that qualify as environmentally sustainable under the EU Taxonomy

with an environmental objective in economic activities that do not qualify as environmentally sustainable under the EU Taxonomy

with a social objective

It promotes E/S characteristics, but **will not make any sustainable investments**

**What environmental and/or social characteristics are promoted by this financial product?**

The Sub-Fund promotes environmental and/or social characteristics through among others, replicating an Index that is meeting the minimum standards for EU Paris Aligned Benchmarks (EU PABs) under Regulation (EU) 2019/2089 amending Regulation (EU) 2016/1011. The law proposes the definitions of minimum standards for the methodology of any 'EU Paris Aligned' benchmark indices that would be aligned with the objectives of the Paris Agreement. The Index methodology align with certain criteria such as:

- A minimum reduction in Greenhouse Gas (GHG) intensity relative to Parent Index of 50%.
- A minimum self-decarbonization rate of GHG emissions intensity in accordance with the trajectory implied by Intergovernmental Panel on Climate Change's (IPCC) most ambitious 1.5°C scenario, equating to at least 7% GHG intensity reduction on average per annum

**What sustainability indicators are used to measure the attainment of each of the environmental or social characteristics promoted by this financial product?**

The weighted average greenhouse gas (GHG) intensity (the "WACI") is used to measure the attainment of each of the environmental or social characteristics promoted by this financial product.

The WACI is the weighted average of the Index components' greenhouse gas (GHG) emissions

(expressed in tCO<sub>2</sub>) divided by the enterprise value including cash.

The GHG emissions are divided into Scope 1, Scope 2, and Scope 3 emissions.

- Scope 1 emissions: those from sources owned or controlled by the company.
- Scope 2 emissions: those caused by the generation of electricity purchased by the company.
- Scope 3 emissions: include all other indirect emissions that occur in a company's value chain.

More precisely, MSCI Japan SRI Filtered PAB Index (the "Index") is constructed by applying a combination of values based exclusions and a best-in-class selection process to companies in the Parent Index and to meet the EU Paris-aligned benchmark (EU PAB) regulation minimum requirements.

First, securities of companies involved in business activities as per MSCI ESG Research\* including Nuclear, Tobacco, Alcohol, Gambling, Controversial Weapons, Conventional Weapons, Civilian Firearms, Oil & Gas, Thermal Coal, Fossil Fuel Reserves, Genetically Modified organisms (GMO) and Adult Entertainment are excluded.

The remaining companies are rated based on their ability to manage their ESG risks and opportunities and are given a rating which determines their eligibility for inclusion in the Index :

- Companies that are not existing constituents of the MSCI SRI Filtered PAB Indexes must have an MSCI ESG Rating of A or above and the MSCI ESG Controversies score of 4 or above to be eligible.
- Current constituents of the Index must have an MSCI ESG Rating of BB or above and the MSCI ESG Controversies score of 1 or above to remain eligible.

Then, a best-in-class selection process is applied to the remaining eligible securities in the selected universe. The Index targets sector weights consistent with those of the Parent Index. The methodology aims to include the securities of companies with the highest ESG ratings making up 25% of the market capitalization in each Global Industry Classification Standard (GICS) sector of the Parent Index.

Securities are ranked based on the following criteria (in order):

- MSCI ESG Rating,
- ESG Trend (positive ESG trend preferred to neutral ESG Trend and neutral ESG Trend preferred to negative ESG Trend)
- current index membership (existing constituents are preferred over non-constituents),
- industry adjusted ESG scores, and
- decreasing free float-adjusted market capitalization.

Securities of companies having faced very severe and severe controversies pertaining to Environmental issues as per MSCI are excluded. MSCI applies on the remaining investment universe an optimization aimed at complying notably with the following constraints:

- Compliance with the EU Paris-aligned benchmark (EU PAB) regulation minimum requirements on carbon footprint reduction Carbon footprint reduction of 50% compared to the Parent Index Annual reduction of 7% of carbon footprint
- Minimum allocation to "High Climate Impact Sector" as high as in the Parent Index

● ***What are the objectives of the sustainable investments that the financial product partially intends to make and how does the sustainable investment contribute to such objectives?***

The objectives of the sustainable investments are to invest in investee companies that seek to meet two criteria:

- 1) follow best environmental and social practices; and
- 2) avoid making products or providing services that harm the environment and society.

In order for the investee company to be deemed to contribute to the above objective it must be a

"best performer" within its sector of activity on at least one of its material environmental or social factors.

The definition of "best performer" relies on Amundi's proprietary ESG methodology which aims to measure the ESG performance of an investee company. In order to be considered a "best performer", an investee company must perform with the best top three rating (A, B or C, out of a rating scale going from A to G) within its sector on at least one material environmental or social factor. Material environmental and social factors are identified at a sector level. The identification of material factors is based on Amundi ESG analysis framework which combines extra-financial data and qualitative analysis of associated sector and sustainability themes. Factors identified as material result in a contribution of more than 10% to the overall ESG score. For energy sector for example, material factors are: emissions and energy, biodiversity and pollution, health and security, local communities and human rights. For a more complete overview of sectors and factors, please refer to the Amundi ESG Regulatory Statement available at [www.amundi.lu](http://www.amundi.lu)

To contribute to the above objectives, the investee company should not have significant exposure to activities (e.g. tobacco, weapons, gambling, coal, aviation, meat production, fertilizer and pesticide manufacturing, single-use plastic production) not compatible with such criteria.

The sustainable nature of an investment is assessed at investee company level.

By applying the Amundi's above described Sustainable Investment definition to the Index constituents of this passively managed ETF Product, Amundi has determined that this Product has the minimum proportion of sustainable investments stated in page 1 above. However, please note that Amundi Sustainable Investment definition is not implemented at the Index methodology level.

**Principal adverse impacts** are the most significant negative impact of investment decisions on sustainability factors relating to environmental, social and employee matters, respect for human rights, anti-corruption and anti-bribery matters.

● ***How do the sustainable investments that the financial product partially intends to make, not cause significant harm to any environmental or social sustainable investment objective?***

To ensure sustainable investments do no significant harm ('DNSH'), Amundi utilises two filters:

The first DNSH test filter relies on monitoring the mandatory Principal Adverse Impacts indicators in Annex 1, Table 1 of the RTS where robust data is available (e.g. GHG intensity of investee companies) via a combination of indicators (e.g. carbon intensity) and specific thresholds or rules (e.g. that the investee company's carbon intensity does not belong to the last decile of the sector).

Amundi already considers specific Principle Adverse Impacts within its exclusion policy as part of Amundi's Responsible Investment Policy. These exclusions, which apply on the top of the tests detailed above, cover the following topics: exclusions on controversial weapons, Violations of UN Global Compact principles, coal and tobacco.

Beyond the specific sustainability factors covered in the first filter, Amundi has defined a second filter, which does not take the mandatory Principal Adverse Impact indicators above into account, in order to verify that the company does not badly perform from an overall environmental or social standpoint compared to other companies within its sector which corresponds to an environmental or social score superior or equal to E using Amundi's ESG rating.

***How have the indicators for adverse impacts on sustainability factors been taken into account?***

The indicators for adverse impacts have been taken into account as detailed in the first do not significant harm (DNSH) filter above:

The first DNSH filter relies on monitoring of mandatory Principal Adverse Impacts indicators in Annex 1, Table 1 of the RTS where robust data is available via the combination of following indicators and specific thresholds or rules:

- Have a CO2 intensity which does not belong to the last decile compared to other companies within its sector (only applies to high intensity sectors), and
- Have a Board of Directors' diversity which does not belong to the last decile compared to other companies within its sector, and
- Be cleared of any controversy in relation to work conditions and human rights.
- Be cleared of any controversy in relation to biodiversity and pollution

Amundi already considers specific Principle Adverse Impacts within its exclusion policy as part of Amundi's Responsible Investment Policy. These exclusions, which apply on the top of the tests detailed above, cover the following topics: exclusions on controversial weapons, Violations of UN Global Compact principles, coal and tobacco.

*How are the sustainable investments aligned with the OECD Guidelines for Multinational Enterprises and the UN Guiding Principles on Business and Human Rights? Details:*

The OECD Guidelines for Multinational Enterprises and the UN Guiding Principles on Business and Human Rights are integrated into our ESG scoring methodology. Our proprietary ESG rating tool assesses issuers using available data from our data providers. For example the model has a dedicated criteria called "Community Involvement & Human Rights" which is applied to all sectors in addition to other human rights linked criteria including socially responsible supply chains, working conditions, and labor relations. Furthermore, we conduct controversy monitoring on a, at minimum, quarterly basis which includes companies identified for human rights violations. When controversies arise, analysts will evaluate the situation and apply a score to the controversy (using our proprietary scoring methodology) and determine the best course of action. Controversy scores are updated quarterly to track the trend and remediation efforts

*The EU Taxonomy sets out a "do not significantly harm" principle by which Taxonomy-aligned investments should not significantly harm EU Taxonomy objectives and is accompanied by specific EU criteria.*

The "do not significantly harm" principle applies only to those investments underlying the financial product that take into account the EU criteria for environmentally sustainable economic activities. The investments underlying the remaining portion of this financial product do not take into account the EU criteria for environmentally sustainable economic activities.

*Any other sustainable investments must also not significantly harm any environmental or social objectives.*



**Does this financial product consider principal adverse impacts on sustainability factors?**

**X** Yes, The Sub-Fund considers Principal Adverse Impacts as per Annex 1, Table 1 of the RTS applying to the Sub-Fund's strategy and relies on a combination of exclusion policies (normative and sectorial), engagement and voting approaches.

- Exclusion: Amundi has defined normative, activity-based and sector-based exclusion rules covering some of the key adverse sustainability indicators listed by the Disclosure Regulation.

- Engagement: Engagement is a continuous and purpose driven process aimed at influencing the activities or behavior of investee companies. The aim of engagement activities can fall into two categories : to engage an issuer to improve the way it integrates the environmental and social

dimension, to engage an issuer to improve its impact on environmental, social, and human rights-related or other sustainability matters that are material to society and the global economy.

- Vote: Amundi's voting policy responds to an holistic analysis of all the long-term issues that may influence value creation, including material ESG issues. For more information please refer to Amundi's Voting Policy .

- Controversies monitoring: Amundi has developed a controversy tracking system that relies on three external data providers to systematically track controversies and their level of severity. This quantitative approach is then enriched with an in-depth assessment of each severe controversy, led by ESG analysts and the periodic review of its evolution. This approach applies to all of Amundi's funds.

For any indication on how mandatory Principal Adverse Impact indicators are used, please refer to the Amundi ESG Regulatory Statement available at [www.amundi.lu](http://www.amundi.lu)

No



**The Investment strategy** guides investment decisions based on factors such as investment objectives and risk tolerance.

**Good governance** practices include sound management structures, employee relations, remuneration of staff and tax compliance.

### What investment strategy does this financial product follow?

The Sub-Fund tracks the performance of MSCI Japan SRI Filtered PAB Index ("the Index"), and to minimize the tracking error between the net asset value of the sub-fund and the performance of the Index.

MSCI Japan SRI Filtered PAB Index is an equity index based on the MSCI Japan index representative of the large and mid-cap stocks of Japanese market (the "Parent Index"). The Index provides exposure to companies with outstanding Environmental, Social and Governance (ESG) ratings and excludes companies whose products have negative social or environmental impacts. Additionally, the Index aims to represent the performance of a strategy that reweights securities based upon the opportunities and risks associated with the climate transition to meet the EU Paris-aligned benchmark (EU PAB) regulation minimum requirements.

### What are the binding elements of the investment strategy used to select the investments to attain each of the environmental or social characteristics promoted by this financial product?

This is a passively managed ETF. Its investment strategy is to replicate the Index while minimizing the related tracking error.

MSCI Japan SRI Filtered PAB Index (the "Index") is constructed by applying a combination of values based exclusions and a best-in-class selection process to companies in the Parent Index and to meet the EU Paris-aligned benchmark (EU PAB) regulation minimum requirements.

First, securities of companies involved in business activities as per MSCI ESG Research\* including Nuclear, Tobacco, Alcohol, Gambling, Controversial Weapons, Conventional Weapons, Civilian Firearms, Oil & Gas, Thermal Coal, Fossil Fuel Reserves, Genetically Modified organisms (GMO) and Adult Entertainment are excluded.

The remaining companies are rated based on their ability to manage their ESG risks and opportunities and are given a rating which determines their eligibility for inclusion in the Index :

- Companies that are not existing constituents of the MSCI SRI Filtered PAB Indexes must have an MSCI ESG Rating of A or above and the MSCI ESG Controversies score of 4 or above to be eligible.
- Current constituents of the Index must have an MSCI ESG Rating of BB or above and the MSCI ESG Controversies score of 1 or above to remain eligible.

Then, a best-in-class selection process is applied to the remaining eligible securities in the selected universe. The Index targets sector weights consistent with those of the Parent Index. The

methodology aims to include the securities of companies with the highest ESG ratings making up 25% of the market capitalization in each Global Industry Classification Standard (GICS) sector of the Parent Index.

Securities are ranked based on the following criteria (in order):

- MSCI ESG Rating,
- ESG Trend (positive ESG trend preferred to neutral ESG Trend and neutral ESG Trend preferred to negative ESG Trend)
- current index membership (existing constituents are preferred over non-constituents),
- industry adjusted ESG scores, and
- decreasing free float-adjusted market capitalization.

Securities of companies having faced very severe and severe controversies pertaining to Environmental issues as per MSCI are excluded. MSCI applies on the remaining investment universe an optimization aimed at complying notably with the following constraints:

- Compliance with the EU Paris-aligned benchmark (EU PAB) regulation minimum requirements on carbon footprint reduction Carbon footprint reduction of 50% compared to the Parent Index Annual reduction of 7% of carbon footprint
- Minimum allocation to "High Climate Impact Sector" as high as in the Parent Index

The Product strategy is also relying on systematic exclusions policies (normative and sectorials) as further described in Amundi Responsible Investment policy.

● ***What is the committed minimum rate to reduce the scope of the investments considered prior to the application of that investment strategy?***

There is no committed minimum rate to reduce the scope of the investments considered prior to the application of that investment strategy.

● ***What is the policy to assess good governance practices of the investee companies?***

We rely on Amundi ESG scoring methodology. Amundi's ESG scoring is based on a proprietary ESG analysis framework, which accounts for 38 general and sector-specific criteria, including governance criteria. In the Governance dimension, we assess an issuer's ability to ensure an effective corporate governance framework that guarantees it will meet its long-term objectives (e.g. guaranteeing the issuer's value over the long term) The governance sub-criteria considered are: board structure, audit and control, remuneration, shareholders' rights, ethics, tax practices and ESG strategy

Amundi ESG Rating scale contains seven grades, ranging from A to G, where A is the best and G the worst rating. G-rated companies are excluded from our investment universe.



**Asset allocation** describes the share of investments in specific assets.

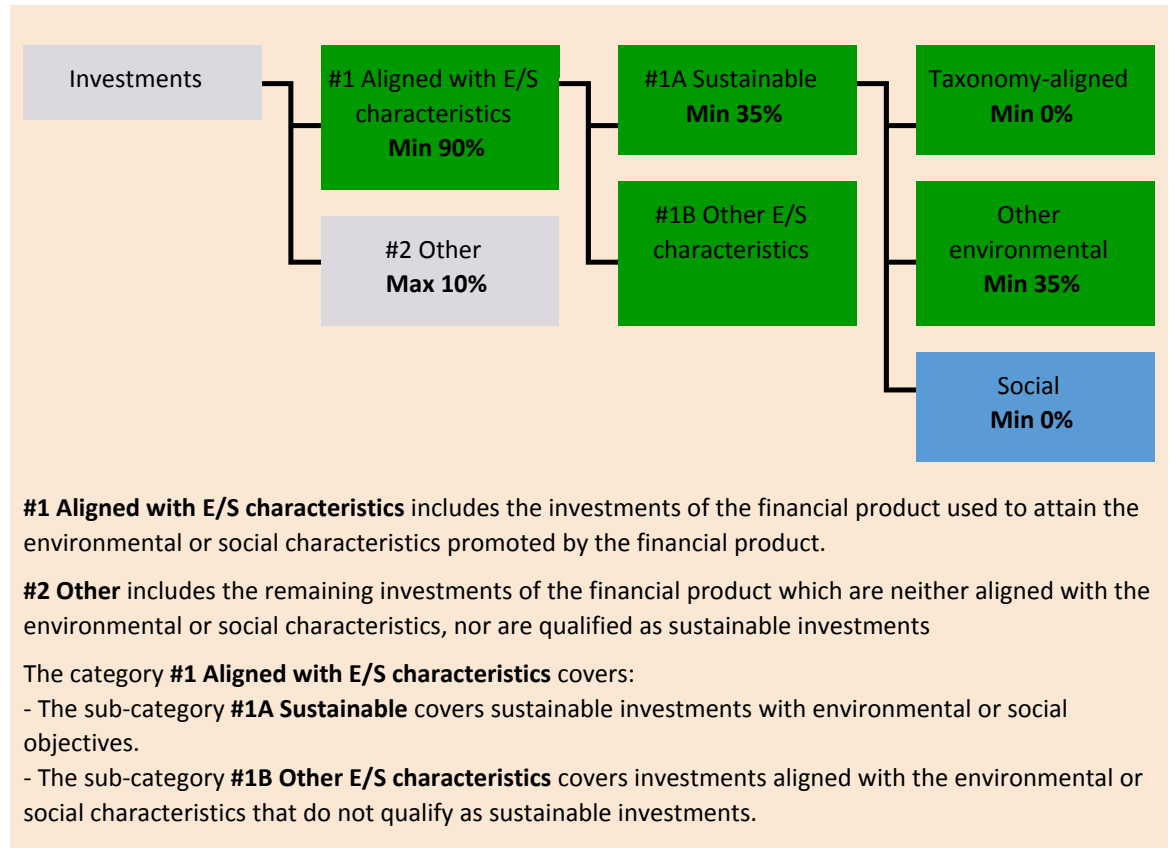
Taxonomy-aligned activities are expressed as a share of:

- **turnover** reflecting the share of revenue from green activities of investee companies
- **capital expenditure (CapEx)** showing the green investments made by investee companies, e.g. for a transition to a green economy.
- **operational expenditure (OpEx)** reflecting green operational activities of investee companies.

## What is the asset allocation planned for this financial product?

At least 90% of the Sub-Fund's securities and instruments will meet the promoted environmental or social characteristics in accordance with the binding elements of the Index methodology. Furthermore, the Sub-Fund commits to have a minimum of 35% of sustainable investments as per the below chart. Investments aligned with other E/S characteristics (#1B) will represent the difference between the actual proportion of investments aligned with environmental or social characteristics (#1) and the actual proportion of sustainable investments (#1A).

The planned proportion of other environmental investment represents a minimum of 35% (i) and may change as the actual proportions of Taxonomy-aligned and/or Social investments increase.



## ● How does the use of derivatives attain the environmental or social characteristics promoted by the financial product?

Derivatives are not used to attain the environmental and social characteristics promoted by the Sub-Fund.



### Enabling activities

directly enable other activities to make a substantial contribution to an environmental objective.

### Transitional activities

are activities for which low-carbon alternatives are not yet available and among others have greenhouse gas emission levels corresponding to the best performance.



## To what minimum extent are sustainable investments with an environmental objective aligned with the EU Taxonomy?

The sub-fund currently has no minimum commitment to sustainable investments with an environmental objective aligned with the EU Taxonomy. The Sub-Fund does not commit to make taxonomy-compliant investments in fossil gas and/or nuclear energy as illustrated below. Nevertheless, as part of the investment strategy, it may invest in companies that are also active in these industries. Such investments may or may not be taxonomy aligned.

### Does the financial product invest in fossil gas and/or nuclear energy related activities that comply with the EU Taxonomy ?

- Yes :
- In fossil gas
  - In nuclear energy
- No

The two graphs below show in green the minimum percentage of investments that are aligned with the EU Taxonomy. As there is no appropriate methodology to determine the Taxonomy-alignment of sovereign bonds\*, the first graph shows the Taxonomy alignment in relation to all the investments of the financial product including sovereign bonds, while the second graph shows the Taxonomy alignment only in relation to the investments of the financial product other than sovereign bonds.

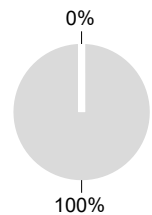
#### 1. Taxonomy-alignment of investments including sovereign bonds\*

- Taxonomy-aligned (no fossil gas and nuclear)
- Non Taxonomy-aligned



#### 2. Taxonomy-alignment of investments excluding sovereign bonds\*

- Taxonomy-aligned (no fossil gas and nuclear)
- Non Taxonomy-aligned



This graph represents 100% of the total investments.\*\*

\* For the purpose of these graphs, 'sovereigns bonds' consist of all sovereign exposures

\*\* This percentage is purely indicative and may vary.

### What is the minimum share of investments in transitional and enabling activities?

The funds has no minimum proportion of investment in transitional or enabling activities.



are sustainable investments with an environmental objective that **do not take into account the criteria** for environmentally sustainable economic activities under the EU Taxonomy.



**What is the minimum share of sustainable investments with an environmental objective that are not aligned with the EU Taxonomy?**

The Sub-Fund will have a minimum commitment of 35% of Sustainable Investments with an environmental objective as indicated in this Annex with no commitment on their alignment with the EU Taxonomy.



**What is the minimum share of socially sustainable investments?**

The Sub-Fund has no minimum share of socially sustainable investments.



**What investments are included under “#2 Other”, what is their purpose and are there any minimum environmental or social safeguards?**

Included in "#2 Other" are cash and instruments for the purpose of liquidity and portfolio risk management. It may also include ESG unrated securities for which data needed for the measurement of attainment of environmental or social characteristics is not available.



**Reference benchmarks** are indexes to measure whether the financial products attain the environmental or social characteristics that they promote.

**Is a specific index designated as a reference benchmark to determine whether this financial product is aligned with the environmental and/or social characteristics that it promotes?**

Yes, the Index has been designated as a reference benchmark to determine whether the Sub-Fund is aligned with the environmental and/or social characteristics that it promotes.

● **How is the reference benchmark continuously aligned with each of the environmental or social characteristics promoted by the financial product?**

According to applicable regulations to index sponsors (including BMR), index sponsors should define appropriate controls/diligence when defining and/or operating index methodologies of regulated indexes.

● **How is the alignment of the investment strategy with the methodology of the index ensured on a continuous basis?**

The investment objective of the Sub-Fund is to track both the upward and downward evolution of the Index, while minimising the difference between the return of the Sub-Fund and the return of the Index.

● **How does the designated index differ from a relevant broad market index?**

MSCI Japan SRI Filtered PAB Index is an equity index based on the MSCI Japan index representative of the large and mid-cap stocks of Japanese market (the "Parent Index"). The Index provides exposure to companies with outstanding Environmental, Social and Governance (ESG) ratings and excludes companies whose products have negative social or environmental impacts. Additionally, the Index aims to represent the performance of a strategy that reweights securities based upon the opportunities and risks associated with the climate transition to meet the EU Paris-aligned benchmark (EU PAB) regulation minimum requirements.

● **Where can the methodology used for the calculation of the designated index be found?**

Additional information on the Index can be found at <https://www.msci.com/index-methodology>



**Where can I find more product specific information online?**

Additional information on the Sub-Fund can be found at [www.amundiETF.com](http://www.amundiETF.com).

**Disclaimer**

15/10/2023.

**Pre-contractual disclosure for the financial products referred to in Article 8, paragraphs 1, 2 and 2a, of Regulation (EU) 2019/2088 and Article 6, first paragraph, of Regulation (EU) 2020/852**

**Sustainable investment**

means an investment in an economic activity that contributes to an environmental or social objective, provided that the investment does not significantly harm any environmental or social objective and that the investee companies follow good governance practices.

The **EU Taxonomy** is a classification system laid down in Regulation (EU) 2020/852, establishing a list of **environmentally sustainable economic activities**. That Regulation does not lay down a list of socially sustainable economic activities. Sustainable investments with an environmental objective might be aligned with the Taxonomy or not.



**Sustainability**

**indicators** measure how the environmental or social characteristics promoted by the financial product are attained.

**Product name:**

AMUNDI MSCI WORLD CLIMATE PARIS ALIGNED PAB

**Legal entity identifier:**

213800MMM38NXMDMHQ95

**Environmental and/or social characteristics**

**Does this financial product have a sustainable investment objective?**

**Yes**    **No**

- |  |   |
|--|---|
| <input type="checkbox"/> It will make a minimum of <b>sustainable investments with an environmental objective: ___%</b>  | <input checked="" type="checkbox"/> It <b>promotes Environmental/Social (E/S) characteristics</b> and while it does not have as its objective a sustainable investment, it will have a minimum proportion of 30% of sustainable investments |
| <input type="checkbox"/> in economic activities that qualify as environmentally sustainable under the EU Taxonomy        | <input type="checkbox"/> with an environmental objective in economic activities that qualify as environmentally sustainable under the EU Taxonomy   |
| <input type="checkbox"/> in economic activities that do not qualify as environmentally sustainable under the EU Taxonomy | <input checked="" type="checkbox"/> with an environmental objective in economic activities that do not qualify as environmentally sustainable under the EU Taxonomy   |
| <input type="checkbox"/> It will make a minimum of <b>sustainable investments with a social objective: ___%</b>          | <input type="checkbox"/> with a social objective  |
| <input type="checkbox"/> It promotes <b>sustainable investments with a social objective: ___%</b>                        | <input type="checkbox"/> It promotes E/S characteristics, but <b>will not make any sustainable investments</b>  |

**What environmental and/or social characteristics are promoted by this financial product?**

The Sub-Fund promotes environmental and/or social characteristics through among others, replicating an Index that is meeting the minimum standards for EU Paris Aligned Benchmarks (EU PABs) under Regulation (EU) 2019/2089 amending Regulation (EU) 2016/1011. The law proposes the definitions of minimum standards for the methodology of any 'EU Paris Aligned' benchmark indices that would be aligned with the objectives of the Paris Agreement. The Index methodology align with certain criteria such as:

- A minimum reduction in Greenhouse Gas (GHG) intensity relative to Parent Index of 50%.
- A minimum self-decarbonization rate of GHG emissions intensity in accordance with the trajectory implied by Intergovernmental Panel on Climate Change's (IPCC) most ambitious 1.5°C scenario, equating to at least 7% GHG intensity reduction on average per annum

**What sustainability indicators are used to measure the attainment of each of the environmental or social characteristics promoted by this financial product?**

The weighted average greenhouse gas (GHG) intensity (the "WACI") is used to measure the attainment of each of the environmental or social characteristics promoted by this financial product.

The WACI is the weighted average of the Index components' greenhouse gas (GHG) emissions

(expressed in tCO<sub>2</sub>) divided by the enterprise value including cash.

The GHG emissions are divided into Scope 1, Scope 2, and Scope 3 emissions.

- Scope 1 emissions: those from sources owned or controlled by the company.
- Scope 2 emissions: those caused by the generation of electricity purchased by the company.
- Scope 3 emissions: include all other indirect emissions that occur in a company's value chain.

More precisely, MSCI World Climate Change Paris Aligned Select Index (the "Index") aims to reduce its greenhouse gases (GHG) intensity by at least 50% when compared to the Parent Index, and is designed to meet the year on year 7% decarbonisation target.

The Index will be constructed as follows:

- The Applicable Universe includes all the existing constituents of the Parent Index (i.e. mid and large-cap equities that equate to 85% of the total capitalization for the geographical area covered by the Parent Index).

- The Initial Universe is constructed by excluding from the Applicable Universe securities based on the following criteria:

1. Unrated companies: companies not rated by MSCI ESG Research for Low Carbon Transition Assessment.
2. Companies involved in Controversial Weapons Businesses as defined by the methodology of the MSCI Ex Controversial Weapons Indexes.

Each remaining company is weighted according to its market capitalization and its Low Carbon Transition (LCT) Combined Score\*, in order to increase the exposure to companies participating in opportunities associated with climate transition and decrease the exposure to companies exposed to risks associated with climate transition.

- The Eligible Universe is constructed from the Initial Universe by excluding securities based on the following criteria:

1. Companies that have faced very severe controversies pertaining to ESG issues,
2. Companies involved in Tobacco, Coal, Oil & Gas, Thermal coal based power generation, Liquid fuel power generation, Oil and Gas based power generation.

- The Parent index and the Eligible universe are both broken into two universes\*\*: 'High Climate Impact' and 'Low Climate Impact'.

- The Final Universe is constructed from the Eligible Universe by weighting: the 'High Climate Impact' and 'Low Climate Impact' universes according to their respective allocations in the Parent index and the securities based upon their targets and commitments to meet the EU Paris-aligned benchmark (EU PAB) minimum requirements. The weight of each security in the Index is capped at 4%.

● ***What are the objectives of the sustainable investments that the financial product partially intends to make and how does the sustainable investment contribute to such objectives?***

The objectives of the sustainable investments are to invest in investee companies that seek to meet two criteria:

- 1) follow best environmental and social practices; and
- 2) avoid making products or providing services that harm the environment and society.

In order for the investee company to be deemed to contribute to the above objective it must be a "best performer" within its sector of activity on at least one of its material environmental or social factors.

The definition of "best performer" relies on Amundi's proprietary ESG methodology which aims to measure the ESG performance of an investee company. In order to be considered a "best performer", an investee company must perform with the best top three rating (A, B or C, out of a rating scale going from A to G) within its sector on at least one material environmental or social factor. Material environmental and social factors are identified at a sector level. The identification of material factors is based on Amundi ESG analysis framework which combines extra-financial data and qualitative analysis of associated sector and sustainability themes. Factors identified as material result in a contribution of more than 10% to the overall ESG score. For energy sector for example, material factors are: emissions and energy, biodiversity and pollution, health and security, local communities and human rights. For a more complete overview of sectors and factors, please refer to the Amundi ESG Regulatory Statement available at [www.amundi.lu](http://www.amundi.lu)

To contribute to the above objectives, the investee company should not have significant exposure to activities (e.g. tobacco, weapons, gambling, coal, aviation, meat production, fertilizer and pesticide manufacturing, single-use plastic production) not compatible with such criteria.

The sustainable nature of an investment is assessed at investee company level.

By applying the Amundi's above described Sustainable Investment definition to the Index constituents of this passively managed ETF Product, Amundi has determined that this Product has the minimum proportion of sustainable investments stated in page 1 above. However, please note that Amundi Sustainable Investment definition is not implemented at the Index methodology level.

**Principal adverse impacts** are the most significant negative impact of investment decisions on sustainability factors relating to environmental, social and employee matters, respect for human rights, anti-corruption and anti-bribery matters.

● ***How do the sustainable investments that the financial product partially intends to make, not cause significant harm to any environmental or social sustainable investment objective?***

To ensure sustainable investments do no significant harm ('DNSH'), Amundi utilises two filters:

The first DNSH test filter relies on monitoring the mandatory Principal Adverse Impacts indicators in Annex 1, Table 1 of the RTS where robust data is available (e.g. GHG intensity of investee companies) via a combination of indicators (e.g. carbon intensity) and specific thresholds or rules (e.g. that the investee company's carbon intensity does not belong to the last decile of the sector).

Amundi already considers specific Principle Adverse Impacts within its exclusion policy as part of Amundi's Responsible Investment Policy. These exclusions, which apply on the top of the tests detailed above, cover the following topics: exclusions on controversial weapons, Violations of UN Global Compact principles, coal and tobacco.

Beyond the specific sustainability factors covered in the first filter, Amundi has defined a second filter, which does not take the mandatory Principal Adverse Impact indicators above into account, in order to verify that the company does not badly perform from an overall environmental or social standpoint compared to other companies within its sector which corresponds to an environmental or social score superior or equal to E using Amundi's ESG rating.

***How have the indicators for adverse impacts on sustainability factors been taken into account?***

The indicators for adverse impacts have been taken into account as detailed in the first do not significant harm (DNSH) filter above:

The first DNSH filter relies on monitoring of mandatory Principal Adverse Impacts indicators in Annex

1, Table 1 of the RTS where robust data is available via the combination of following indicators and specific thresholds or rules:

- Have a CO2 intensity which does not belong to the last decile compared to other companies within its sector (only applies to high intensity sectors), and
- Have a Board of Directors' diversity which does not belong to the last decile compared to other companies within its sector, and
- Be cleared of any controversy in relation to work conditions and human rights.
- Be cleared of any controversy in relation to biodiversity and pollution

Amundi already considers specific Principle Adverse Impacts within its exclusion policy as part of Amundi's Responsible Investment Policy. These exclusions, which apply on the top of the tests detailed above, cover the following topics: exclusions on controversial weapons, Violations of UN Global Compact principles, coal and tobacco.

*How are the sustainable investments aligned with the OECD Guidelines for Multinational Enterprises and the UN Guiding Principles on Business and Human Rights? Details:*

The OECD Guidelines for Multinational Enterprises and the UN Guiding Principles on Business and Human Rights are integrated into our ESG scoring methodology. Our proprietary ESG rating tool assesses issuers using available data from our data providers. For example the model has a dedicated criteria called "Community Involvement & Human Rights" which is applied to all sectors in addition to other human rights linked criteria including socially responsible supply chains, working conditions, and labor relations. Furthermore, we conduct controversy monitoring on a, at minimum, quarterly basis which includes companies identified for human rights violations. When controversies arise, analysts will evaluate the situation and apply a score to the controversy (using our proprietary scoring methodology) and determine the best course of action. Controversy scores are updated quarterly to track the trend and remediation efforts

*The EU Taxonomy sets out a "do not significantly harm" principle by which Taxonomy-aligned investments should not significantly harm EU Taxonomy objectives and is accompanied by specific EU criteria.*

The "do not significantly harm" principle applies only to those investments underlying the financial product that take into account the EU criteria for environmentally sustainable economic activities. The investments underlying the remaining portion of this financial product do not take into account the EU criteria for environmentally sustainable economic activities.

*Any other sustainable investments must also not significantly harm any environmental or social objectives.*



#### **Does this financial product consider principal adverse impacts on sustainability factors?**

**X** Yes, The Sub-Fund considers Principal Adverse Impacts as per Annex 1, Table 1 of the RTS applying to the Sub-Fund's strategy and relies on a combination of exclusion policies (normative and sectorial), engagement and voting approaches.

- Exclusion: Amundi has defined normative, activity-based and sector-based exclusion rules covering some of the key adverse sustainability indicators listed by the Disclosure Regulation.

- Engagement: Engagement is a continuous and purpose driven process aimed at influencing the

activities or behavior of investee companies. The aim of engagement activities can fall into two categories : to engage an issuer to improve the way it integrates the environmental and social dimension, to engage an issuer to improve its impact on environmental, social, and human rights-related or other sustainability matters that are material to society and the global economy.

- Vote: Amundi's voting policy responds to an holistic analysis of all the long-term issues that may influence value creation, including material ESG issues. For more information please refer to Amundi's Voting Policy .

- Controversies monitoring: Amundi has developed a controversy tracking system that relies on three external data providers to systematically track controversies and their level of severity. This quantitative approach is then enriched with an in-depth assessment of each severe controversy, led by ESG analysts and the periodic review of its evolution. This approach applies to all of Amundi's funds.

For any indication on how mandatory Principal Adverse Impact indicators are used, please refer to the Amundi ESG Regulatory Statement available at [www.amundi.lu](http://www.amundi.lu)

No



#### The Investment strategy guides

investment decisions based on factors such as investment objectives and risk tolerance.

#### Good

governance practices include sound management structures, employee relations, remuneration of staff and tax compliance.

### What investment strategy does this financial product follow?

To track the performance of MSCI World Climate Change Paris Aligned Select Index (the "Index"), and to minimize the tracking error between the net asset value of the sub-fund and the performance of the Index.

The MSCI World Climate Change Paris Aligned Select Index is an equity index based on the MSCI World Index ("Parent Index") representative of the large and mid-cap markets across 23 developed countries (as of March 2020). The index aims to represent the performance of a strategy that reweights securities based upon the opportunities and risks associated with the climate transition to meet the EU Paris-aligned benchmark (EU PAB) label minimum requirements.

#### ● **What are the binding elements of the investment strategy used to select the investments to attain each of the environmental or social characteristics promoted by this financial product?**

This is a passively managed ETF. Its investment strategy is to replicate the Index while minimizing the related tracking error.

MSCI World Climate Change Paris Aligned Select Index (the "Index") aims to reduce its greenhouse gases (GHG) intensity by at least 50% when compared to the Parent Index, and is designed to meet the year on year 7% decarbonisation target.

The Index will be constructed as follows:

- The Applicable Universe includes all the existing constituents of the Parent Index (i.e. mid and large-cap equities that equate to 85% of the total capitalization for the geographical area covered by the Parent Index).

- The Initial Universe is constructed by excluding from the Applicable Universe securities based on the following criteria:

1. Unrated companies: companies not rated by MSCI ESG Research for Low Carbon Transition Assessment.



2. Companies involved in Controversial Weapons Businesses as defined by the methodology of the MSCI Ex Controversial Weapons Indexes.

Each remaining company is weighted according to its market capitalization and its Low Carbon Transition (LCT) Combined Score\*, in order to increase the exposure to companies participating in opportunities associated with climate transition and decrease the exposure to companies exposed to risks associated with climate transition.

- The Eligible Universe is constructed from the Initial Universe by excluding securities based on the following criteria:

1. Companies that have faced very severe controversies pertaining to ESG issues,

2. Companies involved in Tobacco, Coal, Oil & Gas, Thermal coal based power generation, Liquid fuel power generation, Oil and Gas based power generation.

- The Parent index and the Eligible universe are both broken into two universes\*\*: 'High Climate Impact' and 'Low Climate Impact'.

- The Final Universe is constructed from the Eligible Universe by weighting: the 'High Climate Impact' and 'Low Climate Impact' universes according to their respective allocations in the Parent index and the securities based upon their targets and commitments to meet the EU Paris-aligned benchmark (EU PAB) minimum requirements. The weight of each security in the Index is capped at 4%.

The Product strategy is also relying on systematic exclusions policies (normative and sectorial) as further described in Amundi Responsible Investment policy.

● ***What is the committed minimum rate to reduce the scope of the investments considered prior to the application of that investment strategy?***

There is no committed minimum rate to reduce the scope of the investments considered prior to the application of that investment strategy.

● ***What is the policy to assess good governance practices of the investee companies?***

We rely on Amundi ESG scoring methodology. Amundi's ESG scoring is based on a proprietary ESG analysis framework, which accounts for 38 general and sector-specific criteria, including governance criteria. In the Governance dimension, we assess an issuer's ability to ensure an effective corporate governance framework that guarantees it will meet its long-term objectives (e.g. guaranteeing the issuer's value over the long term) The governance sub-criteria considered are: board structure, audit and control, remuneration, shareholders' rights, ethics, tax practices and ESG strategy

Amundi ESG Rating scale contains seven grades, ranging from A to G, where A is the best and G the worst rating. G-rated companies are excluded from our investment universe.



**Asset allocation** describes the share of investments in specific assets.

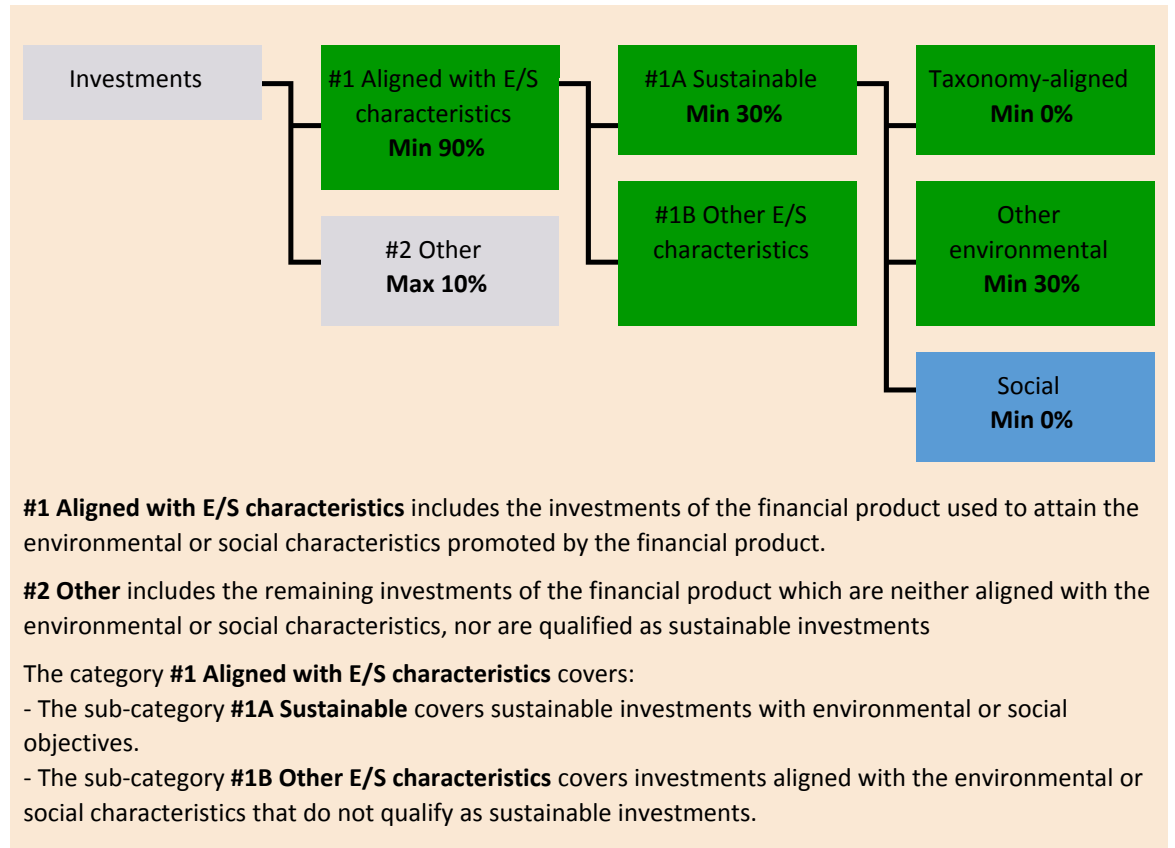
Taxonomy-aligned activities are expressed as a share of:

- **turnover** reflecting the share of revenue from green activities of investee companies
- **capital expenditure (CapEx)** showing the green investments made by investee companies, e.g. for a transition to a green economy.
- **operational expenditure (OpEx)** reflecting green operational activities of investee companies.

## What is the asset allocation planned for this financial product?

At least 90% of the Sub-Fund's securities and instruments will meet the promoted environmental or social characteristics in accordance with the binding elements of the Index methodology. Furthermore, the Sub-Fund commits to have a minimum of 30% of sustainable investments as per the below chart. Investments aligned with other E/S characteristics (#1B) will represent the difference between the actual proportion of investments aligned with environmental or social characteristics (#1) and the actual proportion of sustainable investments (#1A).

The planned proportion of other environmental investment represents a minimum of 30% (i) and may change as the actual proportions of Taxonomy-aligned and/or Social investments increase.



## ● How does the use of derivatives attain the environmental or social characteristics promoted by the financial product?

Derivatives are not used to attain the environmental and social characteristics promoted by the Sub-Fund.

### Enabling activities

directly enable other activities to make a substantial contribution to an environmental objective.

### Transitional activities

are activities for which low-carbon alternatives are not yet available and among others have greenhouse gas emission levels corresponding to the best performance.



## To what minimum extent are sustainable investments with an environmental objective aligned with the EU Taxonomy?

The sub-fund currently has no minimum commitment to sustainable investments with an environmental objective aligned with the EU Taxonomy. The Sub-Fund does not commit to make taxonomy-compliant investments in fossil gas and/or nuclear energy as illustrated below. Nevertheless, as part of the investment strategy, it may invest in companies that are also active in these industries. Such investments may or may not be taxonomy aligned.

### Does the financial product invest in fossil gas and/or nuclear energy related activities that comply with the EU Taxonomy ?

Yes :

In fossil gas

In nuclear energy

No

The two graphs below show in green the minimum percentage of investments that are aligned with the EU Taxonomy. As there is no appropriate methodology to determine the Taxonomy-alignment of sovereign bonds\*, the first graph shows the Taxonomy alignment in relation to all the investments of the financial product including sovereign bonds, while the second graph shows the Taxonomy alignment only in relation to the investments of the financial product other than sovereign bonds.

#### 1. Taxonomy-alignment of investments including sovereign bonds\*

Taxonomy-aligned (no fossil gas and nuclear)

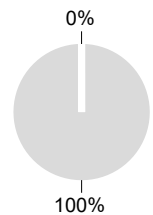
Non Taxonomy-aligned



#### 2. Taxonomy-alignment of investments excluding sovereign bonds\*

Taxonomy-aligned (no fossil gas and nuclear)

Non Taxonomy-aligned



This graph represents 100% of the total investments.\*\*

\* For the purpose of these graphs, 'sovereigns bonds' consist of all sovereign exposures

\*\* This percentage is purely indicative and may vary.

### What is the minimum share of investments in transitional and enabling activities?

The funds has no minimum proportion of investment in transitional or enabling activities.



are sustainable investments with an environmental objective that **do not take into account the criteria** for environmentally sustainable economic activities under the EU Taxonomy.



**What is the minimum share of sustainable investments with an environmental objective that are not aligned with the EU Taxonomy?**

The Sub-Fund will have a minimum commitment of 30% of Sustainable Investments with an environmental objective as indicated in this Annex with no commitment on their alignment with the EU Taxonomy.



**What is the minimum share of socially sustainable investments?**

The Sub-Fund has no minimum share of socially sustainable investments.



**What investments are included under “#2 Other”, what is their purpose and are there any minimum environmental or social safeguards?**

Included in "#2 Other" are cash and instruments for the purpose of liquidity and portfolio risk management. It may also include ESG unrated securities for which data needed for the measurement of attainment of environmental or social characteristics is not available.



**Reference benchmarks** are indexes to measure whether the financial products attain the environmental or social characteristics that they promote.

**Is a specific index designated as a reference benchmark to determine whether this financial product is aligned with the environmental and/or social characteristics that it promotes?**

Yes, the Index has been designated as a reference benchmark to determine whether the Sub-Fund is aligned with the environmental and/or social characteristics that it promotes.

● **How is the reference benchmark continuously aligned with each of the environmental or social characteristics promoted by the financial product?**

According to applicable regulations to index sponsors (including BMR), index sponsors should define appropriate controls/diligence when defining and/or operating index methodologies of regulated indexes.

● **How is the alignment of the investment strategy with the methodology of the index ensured on a continuous basis?**

The investment objective of the Sub-Fund is to track both the upward and downward evolution of the Index, while minimising the difference between the return of the Sub-Fund and the return of the Index.

● **How does the designated index differ from a relevant broad market index?**

The MSCI World Climate Change Paris Aligned Select Index is an equity index based on the MSCI World Index ("Parent Index") representative of the large and mid-cap markets across 23 developed countries (as of March 2020). The index aims to represent the performance of a strategy that reweights securities based upon the opportunities and risks associated with the climate transition to meet the EU Paris-aligned benchmark (EU PAB) label minimum requirements.

● **Where can the methodology used for the calculation of the designated index be found?**

Additional information on the Index can be found at <https://www.msci.com/index-methodology>



**Where can I find more product specific information online?**

Additional information on the Sub-Fund can be found at [www.amundiETF.com](http://www.amundiETF.com).

**Disclaimer**

15/10/2023.

**Pre-contractual disclosure for the financial products referred to in Article 8, paragraphs 1, 2 and 2a, of Regulation (EU) 2019/2088 and Article 6, first paragraph, of Regulation (EU) 2020/852**

**Sustainable investment**

means an investment in an economic activity that contributes to an environmental or social objective, provided that the investment does not significantly harm any environmental or social objective and that the investee companies follow good governance practices.

The **EU Taxonomy** is a classification system laid down in Regulation (EU) 2020/852, establishing a list of **environmentally sustainable economic activities**. That Regulation does not lay down a list of socially sustainable economic activities. Sustainable investments with an environmental objective might be aligned with the Taxonomy or not.



**Sustainability indicators**

measure how the environmental or social characteristics promoted by the financial product are attained.

**Product name:**  
AMUNDI INDEX MSCI PACIFIC EX JAPAN SRI PAB

**Legal entity identifier:**  
22210085PY3LW5RGLP55

**Environmental and/or social characteristics**

**Does this financial product have a sustainable investment objective?**

**Yes**    **X No**

<input type="checkbox"/> It will make a minimum of <b>sustainable investments with an environmental objective: ___%</b>	<input checked="" type="checkbox"/> It <b>promotes Environmental/Social (E/S) characteristics</b> and while it does not have as its objective a sustainable investment, it will have a minimum proportion of 20% of sustainable investments
<input type="checkbox"/> in economic activities that qualify as environmentally sustainable under the EU Taxonomy	<input type="checkbox"/> with an environmental objective in economic activities that qualify as environmentally sustainable under the EU Taxonomy
<input type="checkbox"/> in economic activities that do not qualify as environmentally sustainable under the EU Taxonomy	<input checked="" type="checkbox"/> with an environmental objective in economic activities that do not qualify as environmentally sustainable under the EU Taxonomy
<input type="checkbox"/> It will make a minimum of <b>sustainable investments with a social objective: ___%</b>	<input type="checkbox"/> with a social objective
<input type="checkbox"/> It promotes <b>sustainable investments with a social objective: ___%</b>	<input type="checkbox"/> It promotes E/S characteristics, but <b>will not make any sustainable investments</b>

**What environmental and/or social characteristics are promoted by this financial product?**

The Sub-Fund promotes environmental and/or social characteristics through among others, replicating an Index that is meeting the minimum standards for EU Paris Aligned Benchmarks (EU PABs) under Regulation (EU) 2019/2089 amending Regulation (EU) 2016/1011. The law proposes the definitions of minimum standards for the methodology of any 'EU Paris Aligned' benchmark indices that would be aligned with the objectives of the Paris Agreement. The Index methodology align with certain criteria such as:

- A minimum reduction in Greenhouse Gas (GHG) intensity relative to Parent Index of 50%.
- A minimum self-decarbonization rate of GHG emissions intensity in accordance with the trajectory implied by Intergovernmental Panel on Climate Change's (IPCC) most ambitious 1.5°C scenario, equating to at least 7% GHG intensity reduction on average per annum

**What sustainability indicators are used to measure the attainment of each of the environmental or social characteristics promoted by this financial product?**

The weighted average greenhouse gas (GHG) intensity (the "WACI") is used to measure the attainment of each of the environmental or social characteristics promoted by this financial product.

The WACI is the weighted average of the Index components' greenhouse gas (GHG) emissions

(expressed in tCO<sub>2</sub>) divided by the enterprise value including cash.

The GHG emissions are divided into Scope 1, Scope 2, and Scope 3 emissions.

- Scope 1 emissions: those from sources owned or controlled by the company.
- Scope 2 emissions: those caused by the generation of electricity purchased by the company.
- Scope 3 emissions: include all other indirect emissions that occur in a company's value chain.

More precisely, MSCI Pacific ex Japan SRI Filtered PAB Index (the "Index") is constructed by applying a combination of values based exclusions and a best-in-class selection process to companies in the regional indexes that make up the Parent Index and to meet the EU Paris-aligned benchmark (EU PAB) regulation minimum requirements.

First, securities of companies involved in business activities as per MSCI ESG Research including Nuclear, Tobacco, Alcohol, Gambling, Controversial Weapons, Conventional Weapons, Civilian Firearms, Oil & Gas, Thermal Coal, Fossil Fuel Reserves, Genetically Modified organisms (GMO) and Adult Entertainment are excluded.

The remaining companies are rated based on their ability to manage their ESG risks and opportunities and are given a rating which determines their eligibility for inclusion in the Index :

- Companies that are not existing constituents of the MSCI SRI Filtered PAB Indexes must have an MSCI ESG Rating of A or above and the MSCI ESG Controversies score of 4 or above to be eligible.
- Current constituents of the Index must have an MSCI ESG Rating of BB or above and the MSCI ESG Controversies score of 1 or above to remain eligible.

Then, a best-in-class selection process is applied to the remaining eligible securities in the selected universe. The Index targets sector weights consistent with those of the Parent Index.

The methodology aims to include the securities of companies with the highest ESG ratings making up 25% of the market capitalization in each Global Industry Classification Standard (GICS) sector of the Parent Index.

Securities are ranked based on the following criteria (in order):

- MSCI ESG Rating,
- ESG Trend (positive ESG trend preferred to neutral ESG Trend and neutral ESG Trend preferred to negative ESG Trend)
- current index membership (existing constituents are preferred over non-constituents),
- industry adjusted ESG scores, and
- decreasing free float-adjusted market capitalization.

Securities of companies having faced very severe and severe controversies pertaining to Environmental issues as per MSCI are excluded. MSCI applies on the remaining investment universe an optimization aimed at complying notably with the following constraints:

- Compliance with the EU Paris-aligned benchmark (EU PAB) regulation minimum requirements on carbon footprint reduction Carbon footprint reduction of 50% compared to the Parent Index Annual reduction of 7% of carbon footprint
- Minimum allocation to "High Climate Impact Sector" as high as in the Parent Index.

● ***What are the objectives of the sustainable investments that the financial product partially intends to make and how does the sustainable investment contribute to such objectives?***

The objectives of the sustainable investments are to invest in investee companies that seek to meet two criteria:

- 1) follow best environmental and social practices; and
- 2) avoid making products or providing services that harm the environment and society.

In order for the investee company to be deemed to contribute to the above objective it must be a

"best performer" within its sector of activity on at least one of its material environmental or social factors.

The definition of "best performer" relies on Amundi's proprietary ESG methodology which aims to measure the ESG performance of an investee company. In order to be considered a "best performer", an investee company must perform with the best top three rating (A, B or C, out of a rating scale going from A to G) within its sector on at least one material environmental or social factor. Material environmental and social factors are identified at a sector level. The identification of material factors is based on Amundi ESG analysis framework which combines extra-financial data and qualitative analysis of associated sector and sustainability themes. Factors identified as material result in a contribution of more than 10% to the overall ESG score. For energy sector for example, material factors are: emissions and energy, biodiversity and pollution, health and security, local communities and human rights. For a more complete overview of sectors and factors, please refer to the Amundi ESG Regulatory Statement available at [www.amundi.lu](http://www.amundi.lu)

To contribute to the above objectives, the investee company should not have significant exposure to activities (e.g. tobacco, weapons, gambling, coal, aviation, meat production, fertilizer and pesticide manufacturing, single-use plastic production) not compatible with such criteria.

The sustainable nature of an investment is assessed at investee company level.

By applying the Amundi's above described Sustainable Investment definition to the Index constituents of this passively managed ETF Product, Amundi has determined that this Product has the minimum proportion of sustainable investments stated in page 1 above. However, please note that Amundi Sustainable Investment definition is not implemented at the Index methodology level.

**Principal adverse impacts** are the most significant negative impact of investment decisions on sustainability factors relating to environmental, social and employee matters, respect for human rights, anti-corruption and anti-bribery matters.

● ***How do the sustainable investments that the financial product partially intends to make, not cause significant harm to any environmental or social sustainable investment objective?***

To ensure sustainable investments do no significant harm ('DNSH'), Amundi utilises two filters:

The first DNSH test filter relies on monitoring the mandatory Principal Adverse Impacts indicators in Annex 1, Table 1 of the RTS where robust data is available (e.g. GHG intensity of investee companies) via a combination of indicators (e.g. carbon intensity) and specific thresholds or rules (e.g. that the investee company's carbon intensity does not belong to the last decile of the sector).

Amundi already considers specific Principle Adverse Impacts within its exclusion policy as part of Amundi's Responsible Investment Policy. These exclusions, which apply on the top of the tests detailed above, cover the following topics: exclusions on controversial weapons, Violations of UN Global Compact principles, coal and tobacco.

Beyond the specific sustainability factors covered in the first filter, Amundi has defined a second filter, which does not take the mandatory Principal Adverse Impact indicators above into account, in order to verify that the company does not badly perform from an overall environmental or social standpoint compared to other companies within its sector which corresponds to an environmental or social score superior or equal to E using Amundi's ESG rating.

***How have the indicators for adverse impacts on sustainability factors been taken into account?***

The indicators for adverse impacts have been taken into account as detailed in the first do not significant harm (DNSH) filter above:

The first DNSH filter relies on monitoring of mandatory Principal Adverse Impacts indicators in Annex 1, Table 1 of the RTS where robust data is available via the combination of following indicators and specific thresholds or rules:



- Have a CO2 intensity which does not belong to the last decile compared to other companies within its sector (only applies to high intensity sectors), and
- Have a Board of Directors' diversity which does not belong to the last decile compared to other companies within its sector, and
- Be cleared of any controversy in relation to work conditions and human rights.
- Be cleared of any controversy in relation to biodiversity and pollution

Amundi already considers specific Principle Adverse Impacts within its exclusion policy as part of Amundi's Responsible Investment Policy. These exclusions, which apply on the top of the tests detailed above, cover the following topics: exclusions on controversial weapons, Violations of UN Global Compact principles, coal and tobacco.

*How are the sustainable investments aligned with the OECD Guidelines for Multinational Enterprises and the UN Guiding Principles on Business and Human Rights? Details:*

The OECD Guidelines for Multinational Enterprises and the UN Guiding Principles on Business and Human Rights are integrated into our ESG scoring methodology. Our proprietary ESG rating tool assesses issuers using available data from our data providers. For example the model has a dedicated criteria called "Community Involvement & Human Rights" which is applied to all sectors in addition to other human rights linked criteria including socially responsible supply chains, working conditions, and labor relations. Furthermore, we conduct controversy monitoring on a, at minimum, quarterly basis which includes companies identified for human rights violations. When controversies arise, analysts will evaluate the situation and apply a score to the controversy (using our proprietary scoring methodology) and determine the best course of action. Controversy scores are updated quarterly to track the trend and remediation efforts

*The EU Taxonomy sets out a "do not significantly harm" principle by which Taxonomy-aligned investments should not significantly harm EU Taxonomy objectives and is accompanied by specific EU criteria.*

The "do not significantly harm" principle applies only to those investments underlying the financial product that take into account the EU criteria for environmentally sustainable economic activities. The investments underlying the remaining portion of this financial product do not take into account the EU criteria for environmentally sustainable economic activities.

*Any other sustainable investments must also not significantly harm any environmental or social objectives.*



### **Does this financial product consider principal adverse impacts on sustainability factors?**

**X** Yes, The Sub-Fund considers Principal Adverse Impacts as per Annex 1, Table 1 of the RTS applying to the Sub-Fund's strategy and relies on a combination of exclusion policies (normative and sectorial), engagement and voting approaches.

- Exclusion: Amundi has defined normative, activity-based and sector-based exclusion rules covering some of the key adverse sustainability indicators listed by the Disclosure Regulation.

- Engagement: Engagement is a continuous and purpose driven process aimed at influencing the activities or behavior of investee companies. The aim of engagement activities can fall into two categories : to engage an issuer to improve the way it integrates the environmental and social

dimension, to engage an issuer to improve its impact on environmental, social, and human rights-related or other sustainability matters that are material to society and the global economy.

- Vote: Amundi's voting policy responds to an holistic analysis of all the long-term issues that may influence value creation, including material ESG issues. For more information please refer to Amundi's Voting Policy .

- Controversies monitoring: Amundi has developed a controversy tracking system that relies on three external data providers to systematically track controversies and their level of severity. This quantitative approach is then enriched with an in-depth assessment of each severe controversy, led by ESG analysts and the periodic review of its evolution. This approach applies to all of Amundi's funds.

For any indication on how mandatory Principal Adverse Impact indicators are used, please refer to the Amundi ESG Regulatory Statement available at [www.amundi.lu](http://www.amundi.lu)

No



#### The Investment strategy guides

investment decisions based on factors such as investment objectives and risk tolerance.

#### Good governance practices

include sound management structures, employee relations, remuneration of staff and tax compliance.

### What investment strategy does this financial product follow?

The Sub-Fund tracks the performance of MSCI Pacific ex Japan SRI Filtered PAB Index (the "Index"), and to minimize the tracking error between the net asset value of the sub-fund and the performance of the Index.

MSCI Pacific ex Japan SRI Filtered PAB Index is an equity index based on the MSCI Pacific ex Japan index representative of the large and mid-cap stocks across 4 of 5 developed markets countries of the Pacific region, excluding Japan (as of November 2021) (the "Parent Index"). The Index provides exposure to companies with outstanding Environmental, Social and Governance (ESG) ratings and excludes companies whose products have negative social or environmental impacts. Additionally, the Index aims to represent the performance of a strategy that reweights securities based upon the opportunities and risks associated with the climate transition to meet the EU Paris-aligned benchmark (EU PAB) regulation minimum requirements.

### What are the binding elements of the investment strategy used to select the investments to attain each of the environmental or social characteristics promoted by this financial product?

This is a passively managed ETF. Its investment strategy is to replicate the Index while minimizing the related tracking error.

MSCI Pacific ex Japan SRI Filtered PAB Index (the "Index") is constructed by applying a combination of values based exclusions and a best-in-class selection process to companies in the regional indexes that make up the Parent Index and to meet the EU Paris-aligned benchmark (EU PAB) regulation minimum requirements.

First, securities of companies involved in business activities as per MSCI ESG Research including Nuclear, Tobacco, Alcohol, Gambling, Controversial Weapons, Conventional Weapons, Civilian Firearms, Oil & Gas, Thermal Coal, Fossil Fuel Reserves, Genetically Modified organisms (GMO) and Adult Entertainment are excluded.

The remaining companies are rated based on their ability to manage their ESG risks and opportunities and are given a rating which determines their eligibility for inclusion in the Index :

- Companies that are not existing constituents of the MSCI SRI Filtered PAB Indexes must have an MSCI ESG Rating of A or above and the MSCI ESG Controversies score of 4 or above to be eligible.
- Current constituents of the Index must have an MSCI ESG Rating of BB or above and the MSCI ESG Controversies score of 1 or above to remain eligible.

Then, a best-in-class selection process is applied to the remaining eligible securities in the selected universe. The Index targets sector weights consistent with those of the Parent Index. The methodology aims to include the securities of companies with the highest ESG ratings making up 25% of the market capitalization in each Global Industry Classification Standard (GICS) sector of the Parent Index.

Securities are ranked based on the following criteria (in order):

- MSCI ESG Rating,
- ESG Trend (positive ESG trend preferred to neutral ESG Trend and neutral ESG Trend preferred to negative ESG Trend)
- current index membership (existing constituents are preferred over non-constituents),
- industry adjusted ESG scores, and
- decreasing free float-adjusted market capitalization.

Securities of companies having faced very severe and severe controversies pertaining to Environmental issues as per MSCI are excluded. MSCI applies on the remaining investment universe an optimization aimed at complying notably with the following constraints:

- Compliance with the EU Paris-aligned benchmark (EU PAB) regulation minimum requirements on carbon footprint reduction Carbon footprint reduction of 50% compared to the Parent Index Annual reduction of 7% of carbon footprint
- Minimum allocation to "High Climate Impact Sector" as high as in the Parent Index.

The Product strategy is also relying on systematic exclusions policies (normative and sectorials) as further described in Amundi Responsible Investment policy.

● ***What is the committed minimum rate to reduce the scope of the investments considered prior to the application of that investment strategy?***

There is no committed minimum rate to reduce the scope of the investments considered prior to the application of that investment strategy.

● ***What is the policy to assess good governance practices of the investee companies?***

We rely on Amundi ESG scoring methodology. Amundi's ESG scoring is based on a proprietary ESG analysis framework, which accounts for 38 general and sector-specific criteria, including governance criteria. In the Governance dimension, we assess an issuer's ability to ensure an effective corporate governance framework that guarantees it will meet its long-term objectives (e.g. guaranteeing the issuer's value over the long term) The governance sub-criteria considered are: board structure, audit and control, remuneration, shareholders' rights, ethics, tax practices and ESG strategy

Amundi ESG Rating scale contains seven grades, ranging from A to G, where A is the best and G the worst rating. G-rated companies are excluded from our investment universe.



**Asset allocation** describes the share of investments in specific assets.

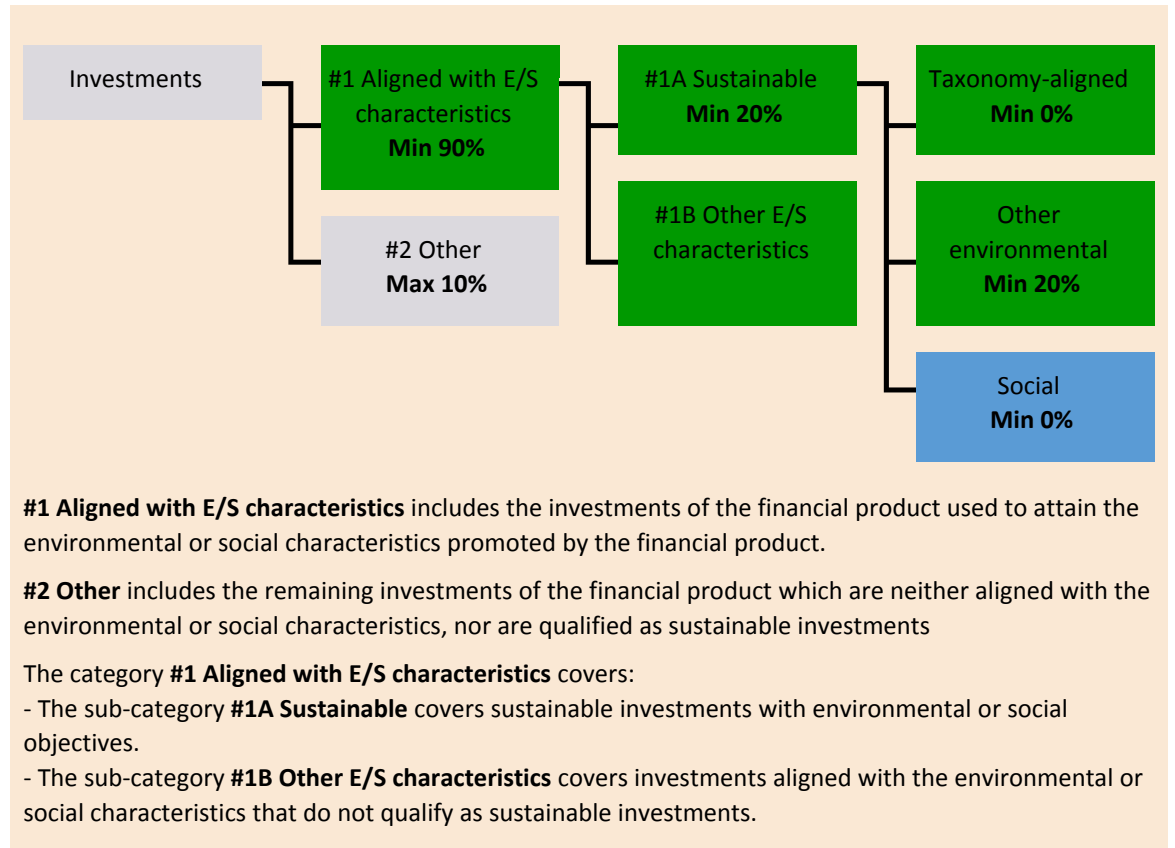
Taxonomy-aligned activities are expressed as a share of:

- **turnover** reflecting the share of revenue from green activities of investee companies
- **capital expenditure (CapEx)** showing the green investments made by investee companies, e.g. for a transition to a green economy.
- **operational expenditure (OpEx)** reflecting green operational activities of investee companies.

### What is the asset allocation planned for this financial product?

At least 90% of the Sub-Fund's securities and instruments will meet the promoted environmental or social characteristics in accordance with the binding elements of the Index methodology. Furthermore, the Sub-Fund commits to have a minimum of 20% of sustainable investments as per the below chart. Investments aligned with other E/S characteristics (#1B) will represent the difference between the actual proportion of investments aligned with environmental or social characteristics (#1) and the actual proportion of sustainable investments (#1A).

The planned proportion of other environmental investment represents a minimum of 20% (i) and may change as the actual proportions of Taxonomy-aligned and/or Social investments increase.



● **How does the use of derivatives attain the environmental or social characteristics promoted by the financial product?**

Derivatives are not used to attain the environmental and social characteristics promoted by the Sub-Fund.

### Enabling activities

directly enable other activities to make a substantial contribution to an environmental objective.

### Transitional activities

are activities for which low-carbon alternatives are not yet available and among others have greenhouse gas emission levels corresponding to the best performance.



## To what minimum extent are sustainable investments with an environmental objective aligned with the EU Taxonomy?

The sub-fund currently has no minimum commitment to sustainable investments with an environmental objective aligned with the EU Taxonomy. The Sub-Fund does not commit to make taxonomy-compliant investments in fossil gas and/or nuclear energy as illustrated below. Nevertheless, as part of the investment strategy, it may invest in companies that are also active in these industries. Such investments may or may not be taxonomy aligned.

### Does the financial product invest in fossil gas and/or nuclear energy related activities that comply with the EU Taxonomy ?

- Yes :
- In fossil gas
  - In nuclear energy
- No

The two graphs below show in green the minimum percentage of investments that are aligned with the EU Taxonomy. As there is no appropriate methodology to determine the Taxonomy-alignment of sovereign bonds\*, the first graph shows the Taxonomy alignment in relation to all the investments of the financial product including sovereign bonds, while the second graph shows the Taxonomy alignment only in relation to the investments of the financial product other than sovereign bonds.

#### 1. Taxonomy-alignment of investments including sovereign bonds\*

- Taxonomy-aligned (no fossil gas and nuclear)
- Non Taxonomy-aligned



#### 2. Taxonomy-alignment of investments excluding sovereign bonds\*

- Taxonomy-aligned (no fossil gas and nuclear)
- Non Taxonomy-aligned



This graph represents 100% of the total investments.\*\*

\* For the purpose of these graphs, 'sovereigns bonds' consist of all sovereign exposures

\*\* This percentage is purely indicative and may vary.

### What is the minimum share of investments in transitional and enabling activities?

The funds has no minimum proportion of investment in transitional or enabling activities.



are sustainable investments with an environmental objective that **do not take into account the criteria** for environmentally sustainable economic activities under the EU Taxonomy.



**What is the minimum share of sustainable investments with an environmental objective that are not aligned with the EU Taxonomy?**

The Sub-Fund will have a minimum commitment of 20% of Sustainable Investments with an environmental objective as indicated in this Annex with no commitment on their alignment with the EU Taxonomy.



**What is the minimum share of socially sustainable investments?**

The Sub-Fund has no minimum share of socially sustainable investments.



**What investments are included under “#2 Other”, what is their purpose and are there any minimum environmental or social safeguards?**

Included in "#2 Other" are cash and instruments for the purpose of liquidity and portfolio risk management. It may also include ESG unrated securities for which data needed for the measurement of attainment of environmental or social characteristics is not available.



**Reference benchmarks** are indexes to measure whether the financial products attain the environmental or social characteristics that they promote.

**Is a specific index designated as a reference benchmark to determine whether this financial product is aligned with the environmental and/or social characteristics that it promotes?**

Yes, the Index has been designated as a reference benchmark to determine whether the Sub-Fund is aligned with the environmental and/or social characteristics that it promotes.

● **How is the reference benchmark continuously aligned with each of the environmental or social characteristics promoted by the financial product?**

According to applicable regulations to index sponsors (including BMR), index sponsors should define appropriate controls/diligence when defining and/or operating index methodologies of regulated indexes.

● **How is the alignment of the investment strategy with the methodology of the index ensured on a continuous basis?**

The investment objective of the Sub-Fund is to track both the upward and downward evolution of the Index, while minimising the difference between the return of the Sub-Fund and the return of the Index.

● **How does the designated index differ from a relevant broad market index?**

MSCI Pacific ex Japan SRI Filtered PAB Index is an equity index based on the MSCI Pacific ex Japan index representative of the large and mid-cap stocks across 4 of 5 developed markets countries of the Pacific region, excluding Japan (as of November 2021) (the "Parent Index"). The Index provides exposure to companies with outstanding Environmental, Social and Governance (ESG) ratings and excludes companies whose products have negative social or environmental impacts. Additionally, the Index aims to represent the performance of a strategy that reweights securities based upon the opportunities and risks associated with the climate transition to meet the EU Paris-aligned benchmark (EU PAB) regulation minimum requirements.

● **Where can the methodology used for the calculation of the designated index be found?**

Additional information on the Index can be found at <https://www.msci.com/index-methodology>



**Where can I find more product specific information online?**

Additional information on the Sub-Fund can be found at [www.amundi.tf.com](http://www.amundi.tf.com).

**Disclaimer**

15/10/2023.

**Pre-contractual disclosure for the financial products referred to in Article 8, paragraphs 1, 2 and 2a, of Regulation (EU) 2019/2088 and Article 6, first paragraph, of Regulation (EU) 2020/852**

**Sustainable investment**

means an investment in an economic activity that contributes to an environmental or social objective, provided that the investment does not significantly harm any environmental or social objective and that the investee companies follow good governance practices.

The **EU Taxonomy** is a classification system laid down in Regulation (EU) 2020/852, establishing a list of **environmentally sustainable economic activities**. That Regulation does not lay down a list of socially sustainable economic activities. Sustainable investments with an environmental objective might be aligned with the Taxonomy or not.



**Sustainability**

**indicators** measure how the environmental or social characteristics promoted by the financial product are attained.

**Product name:**

AMUNDI MSCI AC FAR EAST EX JAPAN ESG LEADERS SELECT

**Legal entity identifier:**

5493004IAZX50HV2CQ46

**Environmental and/or social characteristics**

**Does this financial product have a sustainable investment objective?**

**Yes**

**No**

It will make a minimum of **sustainable investments with an environmental objective: \_\_\_%**

in economic activities that qualify as environmentally sustainable under the EU Taxonomy

in economic activities that do not qualify as environmentally sustainable under the EU Taxonomy

It will make a minimum of **sustainable investments with a social objective: \_\_\_%**

**It promotes Environmental/Social (E/S) characteristics** and while it does not have as its objective a sustainable investment, it will have a minimum proportion of 10% of sustainable investments

with an environmental objective in economic activities that qualify as environmentally sustainable under the EU Taxonomy

with an environmental objective in economic activities that do not qualify as environmentally sustainable under the EU Taxonomy

with a social objective

It promotes E/S characteristics, but **will not make any sustainable investments**

**What environmental and/or social characteristics are promoted by this financial product?**

The Sub-Fund promotes environmental and/or social characteristics through among others, replicating an Index integrating an environmental, social and governance ("ESG") rating.

The Index methodology is constructed using a "Best-in-class approach": best ranked companies are selected to construct the Index.

"Best-in-class" is an approach where leading or best-performing investments are selected within a universe, industry sector or class. Using such Best-in-class approach, the Index follows an extra-financial approach significantly engaging that permits the reduction by at least 20% of the initial investment universe (expressed in number of issuers).

**What sustainability indicators are used to measure the attainment of each of the environmental or social characteristics promoted by this financial product?**

The MSCI ESG Rating is used to measure the attainment of each of the environmental and or social characteristic promoted by this financial product.

MSCI ESG Rating methodology uses a rules-based methodology designed to measure a company's resilience to long-term, industry material ESG risks. It is based on extra-financial ESG key issues that



focus on the intersection between a company's core business and the industry-specific issues that may create significant risks and opportunities for the company. The ESG key issues are weighted according to impact and time horizon of the risk or opportunity. The ESG key issues include for instance, but are not limited to, water stress, carbon emissions, labor management or business ethics.

More detailed on MSCI ESG Rating can be found on the following link:

<https://www.msci.com/documents/1296102/21901542/ESG-Ratings-Methodology-Exec-Summary.pdf>

More details on MSCI ESG Controversy score can be found on the following link:

<https://www.msci.com/documents/1296102/14524248/MSCI+ESG+Research+Controversies+Executive+Summary+Methodology+-+July+2020.pdf/b0a2bb88-2360-1728-b70e-2f0a889b6bd4>

More precisely, MSCI Ac Far East ex Japan ESG Leaders Select 5% Issuer Capped index (the "Index") is constructed by the securities of the 3 following indices: the MSCI China ESG Leaders Select index, the MSCI EM ex China ESG Leaders Select index and the MSCI World ESG Leaders Select index.

The securities of the MSCI China ESG Leaders Select index, the MSCI EM ex China ESG Leaders Select index and the MSCI World ESG Leaders Select index are selected by applying a combination of values based exclusions and a best-in-class selection process to companies in their parent indices, respectively the MSCI China index, the MSCI EM ex China Index, and the MSCI World by:

1. Firstly excluding companies involved in the following business activities:

Alcohol, Gambling, Tobacco, Nuclear Power, Conventional Weapons, Nuclear Weapons, Controversial Weapons, Thermal Coal, Unconventional Oil & Gas and Civilian Firearms.

2. The remaining companies are then rated based on their ability to manage their ESG risks and opportunities and are given a rating which determines their eligibility for inclusion in the Index :

- Companies that are not existing constituents of the MSCI China ESG Leaders Select index, the MSCI EM ex China ESG Leaders Select index or the MSCI World ESG Leaders Select index must have a MSCI ESG Rating of "BB" or above and the MSCI ESG Controversies score of "3" or above to be eligible.

- Current constituents of the MSCI China ESG Leaders Select index, the MSCI EM ex China ESG Leaders Select index and the MSCI World ESG Leaders Select index must have a MSCI ESG Rating of "BB" or above and the MSCI ESG Controversies score of 1 or above to remain eligible.

3. A best-in-class selection process is then applied to the remaining eligible securities in the selected universe. The methodology aims to include the securities of companies with the highest ESG ratings making up 50% of the market capitalization in each Global Industry Classification Standard (GICS) sector of the respective Parent Index.

● ***What are the objectives of the sustainable investments that the financial product partially intends to make and how does the sustainable investment contribute to such objectives?***

The objectives of the sustainable investments are to invest in investee companies that seek to meet two criteria:

1) follow best environmental and social practices; and

2) avoid making products or providing services that harm the environment and society.

In order for the investee company to be deemed to contribute to the above objective it must be a "best performer" within its sector of activity on at least one of its material environmental or social factors.

The definition of "best performer" relies on Amundi's proprietary ESG methodology which aims to measure the ESG performance of an investee company. In order to be considered a "best performer", an investee company must perform with the best top three rating (A, B or C, out of a rating scale going from A to G) within its sector on at least one material environmental or social factor. Material environmental and social factors are identified at a sector level. The identification of material factors is based on Amundi ESG analysis framework which combines extra-financial data and qualitative analysis of associated sector and sustainability themes. Factors identified as material result in a contribution of more than 10% to the overall ESG score. For energy sector for example, material factors are: emissions and energy, biodiversity and pollution, health and security, local communities and human rights. For a more complete overview of sectors and factors, please refer to the Amundi ESG Regulatory Statement available at [www.amundi.lu](http://www.amundi.lu)

To contribute to the above objectives, the investee company should not have significant exposure to activities (e.g. tobacco, weapons, gambling, coal, aviation, meat production, fertilizer and pesticide manufacturing, single-use plastic production) not compatible with such criteria.

The sustainable nature of an investment is assessed at investee company level.

By applying the Amundi's above described Sustainable Investment definition to the Index constituents of this passively managed ETF Product, Amundi has determined that this Product has the minimum proportion of sustainable investments stated in page 1 above. However, please note that Amundi Sustainable Investment definition is not implemented at the Index methodology level.

**Principal adverse impacts** are the most significant negative impact of investment decisions on sustainability factors relating to environmental, social and employee matters, respect for human rights, anti-corruption and anti-bribery matters.

● ***How do the sustainable investments that the financial product partially intends to make, not cause significant harm to any environmental or social sustainable investment objective?***

To ensure sustainable investments do no significant harm ('DNSH'), Amundi utilises two filters:

The first DNSH test filter relies on monitoring the mandatory Principal Adverse Impacts indicators in Annex 1, Table 1 of the RTS where robust data is available (e.g. GHG intensity of investee companies) via a combination of indicators (e.g. carbon intensity) and specific thresholds or rules (e.g. that the investee company's carbon intensity does not belong to the last decile of the sector).

Amundi already considers specific Principle Adverse Impacts within its exclusion policy as part of Amundi's Responsible Investment Policy. These exclusions, which apply on the top of the tests detailed above, cover the following topics: exclusions on controversial weapons, Violations of UN Global Compact principles, coal and tobacco.

Beyond the specific sustainability factors covered in the first filter, Amundi has defined a second filter, which does not take the mandatory Principal Adverse Impact indicators above into account, in order to verify that the company does not badly perform from an overall environmental or social standpoint compared to other companies within its sector which corresponds to an environmental or social score superior or equal to E using Amundi's ESG rating.

***How have the indicators for adverse impacts on sustainability factors been taken into account?***

The indicators for adverse impacts have been taken into account as detailed in the first do not significant harm (DNSH) filter above:

The first DNSH filter relies on monitoring of mandatory Principal Adverse Impacts indicators in Annex 1, Table 1 of the RTS where robust data is available via the combination of following indicators and specific thresholds or rules:

- Have a CO2 intensity which does not belong to the last decile compared to other companies within its sector (only applies to high intensity sectors), and

- Have a Board of Directors' diversity which does not belong to the last decile compared to other companies within its sector, and
- Be cleared of any controversy in relation to work conditions and human rights.
- Be cleared of any controversy in relation to biodiversity and pollution

Amundi already considers specific Principle Adverse Impacts within its exclusion policy as part of Amundi's Responsible Investment Policy. These exclusions, which apply on the top of the tests detailed above, cover the following topics: exclusions on controversial weapons, Violations of UN Global Compact principles, coal and tobacco.

*How are the sustainable investments aligned with the OECD Guidelines for Multinational Enterprises and the UN Guiding Principles on Business and Human Rights? Details:*

The OECD Guidelines for Multinational Enterprises and the UN Guiding Principles on Business and Human Rights are integrated into our ESG scoring methodology. Our proprietary ESG rating tool assesses issuers using available data from our data providers. For example the model has a dedicated criteria called "Community Involvement & Human Rights" which is applied to all sectors in addition to other human rights linked criteria including socially responsible supply chains, working conditions, and labor relations. Furthermore, we conduct controversy monitoring on a, at minimum, quarterly basis which includes companies identified for human rights violations. When controversies arise, analysts will evaluate the situation and apply a score to the controversy (using our proprietary scoring methodology) and determine the best course of action. Controversy scores are updated quarterly to track the trend and remediation efforts

*The EU Taxonomy sets out a "do not significantly harm" principle by which Taxonomy-aligned investments should not significantly harm EU Taxonomy objectives and is accompanied by specific EU criteria.*

The "do not significantly harm" principle applies only to those investments underlying the financial product that take into account the EU criteria for environmentally sustainable economic activities. The investments underlying the remaining portion of this financial product do not take into account the EU criteria for environmentally sustainable economic activities.

*Any other sustainable investments must also not significantly harm any environmental or social objectives.*



### **Does this financial product consider principal adverse impacts on sustainability factors?**

**X** Yes, The Sub-Fund considers Principal Adverse Impacts as per Annex 1, Table 1 of the RTS applying to the Sub-Fund's strategy and relies on a combination of exclusion policies (normative and sectorial), engagement and voting approaches.

- Exclusion: Amundi has defined normative, activity-based and sector-based exclusion rules covering some of the key adverse sustainability indicators listed by the Disclosure Regulation.

- Engagement: Engagement is a continuous and purpose driven process aimed at influencing the activities or behavior of investee companies. The aim of engagement activities can fall into two categories : to engage an issuer to improve the way it integrates the environmental and social dimension, to engage an issuer to improve its impact on environmental, social, and human rights-related or other sustainability matters that are material to society and the global economy.

- Vote: Amundi's voting policy responds to an holistic analysis of all the long-term issues that may influence value creation, including material ESG issues. For more information please refer to Amundi's Voting Policy .

- Controversies monitoring: Amundi has developed a controversy tracking system that relies on three external data providers to systematically track controversies and their level of severity. This quantitative approach is then enriched with an in-depth assessment of each severe controversy, led by ESG analysts and the periodic review of its evolution. This approach applies to all of Amundi's funds.

For any indication on how mandatory Principal Adverse Impact indicators are used, please refer to the Amundi ESG Regulatory Statement available at [www.amundi.lu](http://www.amundi.lu)

No



#### The Investment strategy guides

investment decisions based on factors such as investment objectives and risk tolerance.

**Good governance** practices include sound management structures, employee relations, remuneration of staff and tax compliance.

### What investment strategy does this financial product follow?

The Sub-Fund tracks the performance of MSCI Ac Far East ex Japan ESG Leaders Select 5% Issuer Capped index (the "Index"), and minimizes the tracking error between the net asset value of the sub-fund and the performance of the Index.

MSCI Ac Far East ex Japan ESG Leaders Select 5% Issuer Capped index is an equity index based on the MSCI AC Far East ex Japan Index (the "Parent Index"), representative of the large and mid-cap markets across 2 Developed Markets (excluding Japan) and 7 Emerging Markets countries in the Far East, and issued by companies that have the highest Environmental, Social and Governance (ESG) rating in each sector of the Parent Index.

### ● **What are the binding elements of the investment strategy used to select the investments to attain each of the environmental or social characteristics promoted by this financial product?**

This is a passively managed ETF. Its investment strategy is to replicate the Index while minimizing the related tracking error.

MSCI Ac Far East ex Japan ESG Leaders Select 5% Issuer Capped index (the "Index") is constructed by the securities of the 3 following indices: the MSCI China ESG Leaders Select index, the MSCI EM ex China ESG Leaders Select index and the MSCI World ESG Leaders Select index.

The securities of the MSCI China ESG Leaders Select index, the MSCI EM ex China ESG Leaders Select index and the MSCI World ESG Leaders Select index are selected by applying a combination of values based exclusions and a best-in-class selection process to companies in their parent indices, respectively the MSCI China index, the MSCI EM ex China Index, and the MSCI World by:

1. Firstly excluding companies involved in the following business activities:  
Alcohol, Gambling, Tobacco, Nuclear Power, Conventional Weapons, Nuclear Weapons, Controversial Weapons, Thermal Coal, Unconventional Oil & Gas and Civilian Firearms.

2. The remaining companies are then rated based on their ability to manage their ESG risks and opportunities and are given a rating which determines their eligibility for inclusion in the Index :

- Companies that are not existing constituents of the MSCI China ESG Leaders Select index, the MSCI EM ex China ESG Leaders Select index or the MSCI World ESG Leaders Select index must have a MSCI ESG Rating of "BB" or above and the MSCI ESG Controversies score of "3" or above to be eligible.

- Current constituents of the MSCI China ESG Leaders Select index, the MSCI EM ex China ESG Leaders Select index and the MSCI World ESG Leaders Select index must have a MSCI ESG Rating of "BB" or above and the MSCI ESG Controversies score of 1 or above to remain eligible.

3. A best-in-class selection process is then applied to the remaining eligible securities in the selected universe. The methodology aims to include the securities of companies with the highest ESG ratings making up 50% of the market capitalization in each Global Industry Classification Standard (GICS) sector of the respective Parent Index.

The Product strategy is also relying on systematic exclusions policies (normative and sectorials) as further described in Amundi Responsible Investment policy.

● ***What is the committed minimum rate to reduce the scope of the investments considered prior to the application of that investment strategy?***

There is no committed minimum rate to reduce the scope of the investments considered prior to the application of that investment strategy.

● ***What is the policy to assess good governance practices of the investee companies?***

We rely on Amundi ESG scoring methodology. Amundi's ESG scoring is based on a proprietary ESG analysis framework, which accounts for 38 general and sector-specific criteria, including governance criteria. In the Governance dimension, we assess an issuer's ability to ensure an effective corporate governance framework that guarantees it will meet its long-term objectives (e.g. guaranteeing the issuer's value over the long term) The governance sub-criteria considered are: board structure, audit and control, remuneration, shareholders' rights, ethics, tax practices and ESG strategy

Amundi ESG Rating scale contains seven grades, ranging from A to G, where A is the best and G the worst rating. G-rated companies are excluded from our investment universe.



**Asset allocation** describes the share of investments in specific assets.

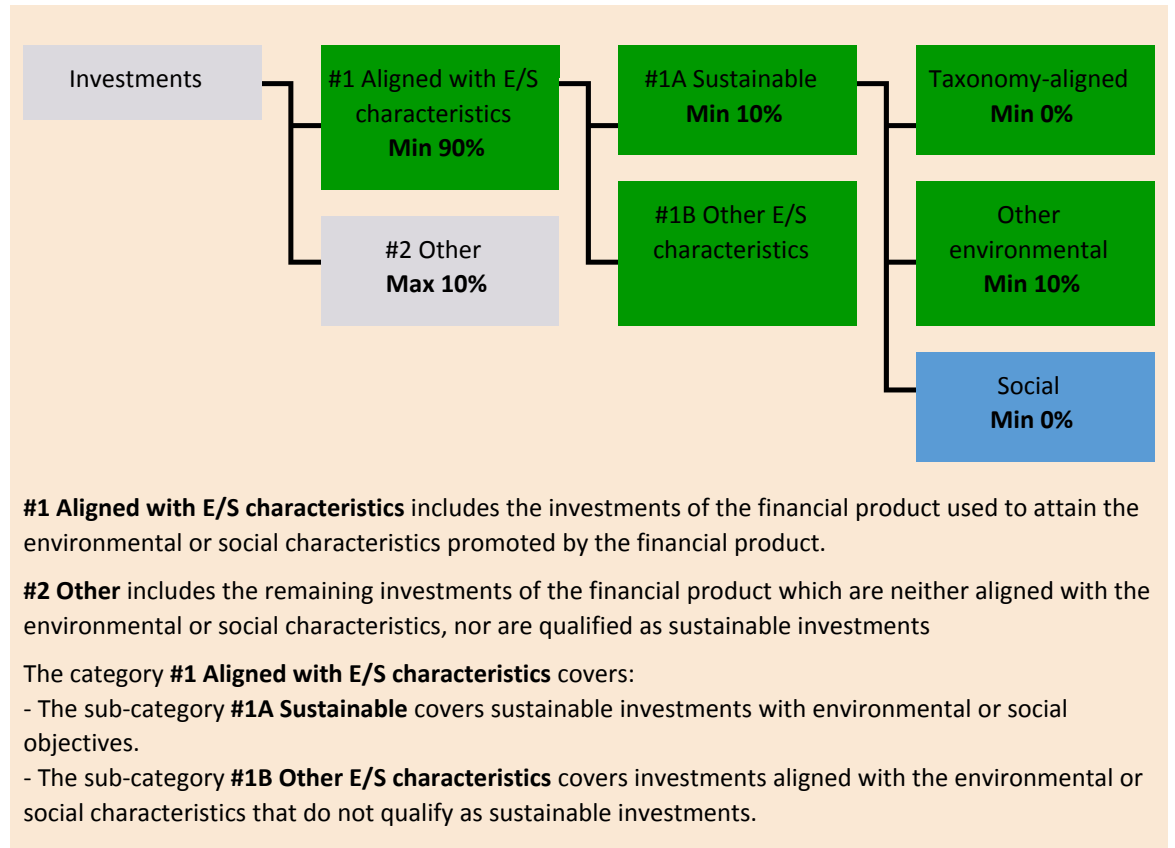
Taxonomy-aligned activities are expressed as a share of:

- **turnover** reflecting the share of revenue from green activities of investee companies
- **capital expenditure (CapEx)** showing the green investments made by investee companies, e.g. for a transition to a green economy.
- **operational expenditure (OpEx)** reflecting green operational activities of investee companies.

## What is the asset allocation planned for this financial product?

At least 90% of the Sub-Fund's securities and instruments will meet the promoted environmental or social characteristics in accordance with the binding elements of the Index methodology. Furthermore, the Sub-Fund commits to have a minimum of 10% of sustainable investments as per the below chart. Investments aligned with other E/S characteristics (#1B) will represent the difference between the actual proportion of investments aligned with environmental or social characteristics (#1) and the actual proportion of sustainable investments (#1A).

The planned proportion of other environmental investment represents a minimum of 10% (i) and may change as the actual proportions of Taxonomy-aligned and/or Social investments increase.



## ● How does the use of derivatives attain the environmental or social characteristics promoted by the financial product?

Derivatives are not used to attain the environmental and social characteristics promoted by the Sub-Fund.

### Enabling activities

directly enable other activities to make a substantial contribution to an environmental objective.

### Transitional activities

are activities for which low-carbon alternatives are not yet available and among others have greenhouse gas emission levels corresponding to the best performance.



## To what minimum extent are sustainable investments with an environmental objective aligned with the EU Taxonomy?

The sub-fund currently has no minimum commitment to sustainable investments with an environmental objective aligned with the EU Taxonomy. The Sub-Fund does not commit to make taxonomy-compliant investments in fossil gas and/or nuclear energy as illustrated below. Nevertheless, as part of the investment strategy, it may invest in companies that are also active in these industries. Such investments may or may not be taxonomy aligned.

### Does the financial product invest in fossil gas and/or nuclear energy related activities that comply with the EU Taxonomy ?

Yes :

In fossil gas

In nuclear energy

No

The two graphs below show in green the minimum percentage of investments that are aligned with the EU Taxonomy. As there is no appropriate methodology to determine the Taxonomy-alignment of sovereign bonds\*, the first graph shows the Taxonomy alignment in relation to all the investments of the financial product including sovereign bonds, while the second graph shows the Taxonomy alignment only in relation to the investments of the financial product other than sovereign bonds.

#### 1. Taxonomy-alignment of investments including sovereign bonds\*

Taxonomy-aligned (no fossil gas and nuclear)

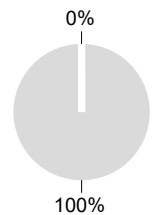
Non Taxonomy-aligned



#### 2. Taxonomy-alignment of investments excluding sovereign bonds\*

Taxonomy-aligned (no fossil gas and nuclear)

Non Taxonomy-aligned



This graph represents 100% of the total investments.\*\*

\* For the purpose of these graphs, 'sovereigns bonds' consist of all sovereign exposures

\*\* This percentage is purely indicative and may vary.

### What is the minimum share of investments in transitional and enabling activities?

The funds has no minimum proportion of investment in transitional or enabling activities.



are sustainable investments with an environmental objective that **do not take into account the criteria** for environmentally sustainable economic activities under the EU Taxonomy.



**What is the minimum share of sustainable investments with an environmental objective that are not aligned with the EU Taxonomy?**

The Sub-Fund will have a minimum commitment of 10% of Sustainable Investments with an environmental objective as indicated in this Annex with no commitment on their alignment with the EU Taxonomy.



**What is the minimum share of socially sustainable investments?**

The Sub-Fund has no minimum share of socially sustainable investments.



**What investments are included under “#2 Other”, what is their purpose and are there any minimum environmental or social safeguards?**

Included in "#2 Other" are cash and instruments for the purpose of liquidity and portfolio risk management. It may also include ESG unrated securities for which data needed for the measurement of attainment of environmental or social characteristics is not available.



**Reference benchmarks** are indexes to measure whether the financial products attain the environmental or social characteristics that they promote.

**Is a specific index designated as a reference benchmark to determine whether this financial product is aligned with the environmental and/or social characteristics that it promotes?**

Yes, the Index has been designated as a reference benchmark to determine whether the Sub-Fund is aligned with the environmental and/or social characteristics that it promotes.

● **How is the reference benchmark continuously aligned with each of the environmental or social characteristics promoted by the financial product?**

According to applicable regulations to index sponsors (including BMR), index sponsors should define appropriate controls/diligence when defining and/or operating index methodologies of regulated indexes.

● **How is the alignment of the investment strategy with the methodology of the index ensured on a continuous basis?**

The investment objective of the Sub-Fund is to track both the upward and downward evolution of the Index, while minimising the difference between the return of the Sub-Fund and the return of the Index.

● **How does the designated index differ from a relevant broad market index?**

MSCI Ac Far East ex Japan ESG Leaders Select 5% Issuer Capped index is an equity index based on the MSCI AC Far East ex Japan Index (the "Parent Index"), representative of the large and mid-cap markets across 2 Developed Markets (excluding Japan) and 7 Emerging Markets countries in the Far East, and issued by companies that have the highest Environmental, Social and Governance (ESG) rating in each sector of the Parent Index.

● **Where can the methodology used for the calculation of the designated index be found?**

Additional information on the Index can be found at <https://www.msci.com/index-methodology>



**Where can I find more product specific information online?**

Additional information on the Sub-Fund can be found at [www.amundiETF.com](http://www.amundiETF.com).



**Disclaimer**

15/10/2023.

**Pre-contractual disclosure for the financial products referred to in Article 8, paragraphs 1, 2 and 2a, of Regulation (EU) 2019/2088 and Article 6, first paragraph, of Regulation (EU) 2020/852**

**Sustainable investment**

means an investment in an economic activity that contributes to an environmental or social objective, provided that the investment does not significantly harm any environmental or social objective and that the investee companies follow good governance practices.

The **EU Taxonomy** is a classification system laid down in Regulation (EU) 2020/852, establishing a list of **environmentally sustainable economic activities**. That Regulation does not lay down a list of socially sustainable economic activities. Sustainable investments with an environmental objective might be aligned with the Taxonomy or not.



**Sustainability**

**indicators** measure how the environmental or social characteristics promoted by the financial product are attained.

**Product name:**

AMUNDI MSCI JAPAN ESG CLIMATE NET ZERO AMBITION CTB

**Legal entity identifier:**

222100CD5HRISG4GK83

**Environmental and/or social characteristics**

**Does this financial product have a sustainable investment objective?**

**Yes**

**No**

It will make a minimum of **sustainable investments with an environmental objective: \_\_\_%**

in economic activities that qualify as environmentally sustainable under the EU Taxonomy

in economic activities that do not qualify as environmentally sustainable under the EU Taxonomy

It will make a minimum of **sustainable investments with a social objective: \_\_\_%**

**It promotes Environmental/Social (E/S) characteristics** and while it does not have as its objective a sustainable investment, it will have a minimum proportion of 20% of sustainable investments

with an environmental objective in economic activities that qualify as environmentally sustainable under the EU Taxonomy

with an environmental objective in economic activities that do not qualify as environmentally sustainable under the EU Taxonomy

with a social objective

It promotes E/S characteristics, but **will not make any sustainable investments**

**What environmental and/or social characteristics are promoted by this financial product?**

The Sub-Fund promotes environmental and/or social characteristics through among others, replicating an Index that is meeting the minimum standards for EU Climate Transition Benchmarks (EU CTBs) under Regulation (EU) 2019/2089 amending Regulation (EU) 2016/1011. The law proposes the definitions of minimum standards for the methodology of any 'EU Climate Transition' benchmark indices that would be aligned with the objectives of the Paris Agreement. The Index methodology align with certain criteria such as:

- A minimum reduction in Greenhouse Gas (GHG) intensity relative to Parent Index of 30%.
- A minimum self-decarbonization rate of GHG emissions intensity in accordance with the trajectory implied by Intergovernmental Panel on Climate Change's (IPCC) most ambitious 1.5°C scenario, equating to at least 7% GHG intensity reduction on average per annum.

**What sustainability indicators are used to measure the attainment of each of the environmental or social characteristics promoted by this financial product?**

The weighted average greenhouse gas (GHG) intensity (the "WACI") is used to measure the attainment of each of the environmental or social characteristics promoted by this financial product.

The WACI is the weighted average of the Index components' greenhouse gas (GHG) emissions

(expressed in tCO<sub>2</sub>) divided by the enterprise value including cash.

The GHG emissions are divided into Scope 1, Scope 2, and Scope 3 emissions.

- Scope 1 emissions: those from sources owned or controlled by the company.
- Scope 2 emissions: those caused by the generation of electricity purchased by the company.
- Scope 3 emissions: include all other indirect emissions that occur in a company's value chain.

More precisely, MSCI Japan ESG Broad CTB Select Index is constructed by applying a combination of values based exclusions and an optimization process to increase the MSCI ESG Score compared to the Parent Index and to meet the EU Climate Transition Benchmark (EU CTB) regulation minimum requirements while targeting a similar risk profile to the Parent Index.

First, securities of companies involved in business activities as per MSCI ESG Research\* including Nuclear Weapons, Tobacco, Conventional Weapons, Controversial Weapons, Oil Sands, Thermal Coal and/or Unconventional Oil & Gas including Arctic Drilling are excluded, together with companies rated as 'Red Flag' MSCI ESG controversies\*\* and 'Environmental Orange Flag' MSCI ESG controversies.

Second, MSCI applies on the remaining investment universe an optimization aimed at maximizing the average MSCI ESG Score\*\*\* of this universe while complying with the following constraints:

1. Compliance with the EU CTB regulation minimum requirements on carbon footprint reduction
  - Carbon footprint reduction of 30% compared to the Parent Index
  - Annual reduction of 7% of carbon footprint
2. Minimum allocation to "High Climate Impact Sector", as defined the Index methodology, as high as in the Parent Index
3. Targeting an ex ante tracking-error level of 0.75%

In the case where the three constraints are not compatible, MSCI will relax the constraints and notably increase the ex-ante tracking-error level by 0.1% incremental steps.

The weight of each security in the Index is determined by the optimization process so as to comply with the above mentioned constraints.

The maximum weight of any security in the Index is set as the weight of this security in the Parent Index + 2%.

\*For more information on the business activities and the screen, please refer to the Index methodology available on msci.com.

\*\*MSCI ESG Controversies provides assessments of controversies concerning the negative environmental, social, and/or governance impact of company operations, products and services.

\*\*\*MSCI ESG Ratings provides research, analysis and ratings of how well companies manage environmental, social and governance risks and opportunities.

● ***What are the objectives of the sustainable investments that the financial product partially intends to make and how does the sustainable investment contribute to such objectives?***

The objectives of the sustainable investments are to invest in investee companies that seek to meet two criteria:

- 1) follow best environmental and social practices; and
- 2) avoid making products or providing services that harm the environment and society.

In order for the investee company to be deemed to contribute to the above objective it must be a "best performer" within its sector of activity on at least one of its material environmental or social

factors.

The definition of "best performer" relies on Amundi's proprietary ESG methodology which aims to measure the ESG performance of an investee company. In order to be considered a "best performer", an investee company must perform with the best top three rating (A, B or C, out of a rating scale going from A to G) within its sector on at least one material environmental or social factor. Material environmental and social factors are identified at a sector level. The identification of material factors is based on Amundi ESG analysis framework which combines extra-financial data and qualitative analysis of associated sector and sustainability themes. Factors identified as material result in a contribution of more than 10% to the overall ESG score. For energy sector for example, material factors are: emissions and energy, biodiversity and pollution, health and security, local communities and human rights. For a more complete overview of sectors and factors, please refer to the Amundi ESG Regulatory Statement available at [www.amundi.lu](http://www.amundi.lu)

To contribute to the above objectives, the investee company should not have significant exposure to activities (e.g. tobacco, weapons, gambling, coal, aviation, meat production, fertilizer and pesticide manufacturing, single-use plastic production) not compatible with such criteria.

The sustainable nature of an investment is assessed at investee company level.

By applying the Amundi's above described Sustainable Investment definition to the Index constituents of this passively managed ETF Product, Amundi has determined that this Product has the minimum proportion of sustainable investments stated in page 1 above. However, please note that Amundi Sustainable Investment definition is not implemented at the Index methodology level.

**Principal adverse impacts** are the most significant negative impact of investment decisions on sustainability factors relating to environmental, social and employee matters, respect for human rights, anti-corruption and anti-bribery matters.

● ***How do the sustainable investments that the financial product partially intends to make, not cause significant harm to any environmental or social sustainable investment objective?***

To ensure sustainable investments do no significant harm ('DNSH'), Amundi utilises two filters:

The first DNSH test filter relies on monitoring the mandatory Principal Adverse Impacts indicators in Annex 1, Table 1 of the RTS where robust data is available (e.g. GHG intensity of investee companies) via a combination of indicators (e.g. carbon intensity) and specific thresholds or rules (e.g. that the investee company's carbon intensity does not belong to the last decile of the sector).

Amundi already considers specific Principle Adverse Impacts within its exclusion policy as part of Amundi's Responsible Investment Policy. These exclusions, which apply on the top of the tests detailed above, cover the following topics: exclusions on controversial weapons, Violations of UN Global Compact principles, coal and tobacco.

Beyond the specific sustainability factors covered in the first filter, Amundi has defined a second filter, which does not take the mandatory Principal Adverse Impact indicators above into account, in order to verify that the company does not badly perform from an overall environmental or social standpoint compared to other companies within its sector which corresponds to an environmental or social score superior or equal to E using Amundi's ESG rating.

***How have the indicators for adverse impacts on sustainability factors been taken into account?***

The indicators for adverse impacts have been taken into account as detailed in the first do not significant harm (DNSH) filter above:

The first DNSH filter relies on monitoring of mandatory Principal Adverse Impacts indicators in Annex 1, Table 1 of the RTS where robust data is available via the combination of following indicators and specific thresholds or rules:

- Have a CO2 intensity which does not belong to the last decile compared to other companies within

its sector (only applies to high intensity sectors), and

- Have a Board of Directors' diversity which does not belong to the last decile compared to other companies within its sector, and
- Be cleared of any controversy in relation to work conditions and human rights.
- Be cleared of any controversy in relation to biodiversity and pollution

Amundi already considers specific Principle Adverse Impacts within its exclusion policy as part of Amundi's Responsible Investment Policy. These exclusions, which apply on the top of the tests detailed above, cover the following topics: exclusions on controversial weapons, Violations of UN Global Compact principles, coal and tobacco.

*How are the sustainable investments aligned with the OECD Guidelines for Multinational Enterprises and the UN Guiding Principles on Business and Human Rights? Details:*

The OECD Guidelines for Multinational Enterprises and the UN Guiding Principles on Business and Human Rights are integrated into our ESG scoring methodology. Our proprietary ESG rating tool assesses issuers using available data from our data providers. For example the model has a dedicated criteria called "Community Involvement & Human Rights" which is applied to all sectors in addition to other human rights linked criteria including socially responsible supply chains, working conditions, and labor relations. Furthermore, we conduct controversy monitoring on a, at minimum, quarterly basis which includes companies identified for human rights violations. When controversies arise, analysts will evaluate the situation and apply a score to the controversy (using our proprietary scoring methodology) and determine the best course of action. Controversy scores are updated quarterly to track the trend and remediation efforts

*The EU Taxonomy sets out a "do not significantly harm" principle by which Taxonomy-aligned investments should not significantly harm EU Taxonomy objectives and is accompanied by specific EU criteria.*

The "do not significantly harm" principle applies only to those investments underlying the financial product that take into account the EU criteria for environmentally sustainable economic activities. The investments underlying the remaining portion of this financial product do not take into account the EU criteria for environmentally sustainable economic activities.

*Any other sustainable investments must also not significantly harm any environmental or social objectives.*



### **Does this financial product consider principal adverse impacts on sustainability factors?**

**X** Yes, The Sub-Fund considers Principal Adverse Impacts as per Annex 1, Table 1 of the RTS applying to the Sub-Fund's strategy and relies on a combination of exclusion policies (normative and sectorial), engagement and voting approaches.

- Exclusion: Amundi has defined normative, activity-based and sector-based exclusion rules covering some of the key adverse sustainability indicators listed by the Disclosure Regulation.

- Engagement: Engagement is a continuous and purpose driven process aimed at influencing the activities or behavior of investee companies. The aim of engagement activities can fall into two categories : to engage an issuer to improve the way it integrates the environmental and social dimension, to engage an issuer to improve its impact on environmental, social, and human rights-related or other sustainability matters that are material to society and the global economy.

- Vote: Amundi's voting policy responds to an holistic analysis of all the long-term issues that may influence value creation, including material ESG issues. For more information please refer to Amundi's Voting Policy .

- Controversies monitoring: Amundi has developed a controversy tracking system that relies on three external data providers to systematically track controversies and their level of severity. This quantitative approach is then enriched with an in-depth assessment of each severe controversy, led by ESG analysts and the periodic review of its evolution. This approach applies to all of Amundi's funds.

For any indication on how mandatory Principal Adverse Impact indicators are used, please refer to the Amundi ESG Regulatory Statement available at [www.amundi.lu](http://www.amundi.lu)

No



**The Investment strategy** guides investment decisions based on factors such as investment objectives and risk tolerance.

**Good governance** practices include sound management structures, employee relations, remuneration of staff and tax compliance.

### What investment strategy does this financial product follow?

To track the performance of MSCI Japan ESG Broad CTB Select Index (the "Index"), and to minimize the tracking error between the net asset value of the sub-fund and the performance of the Index.

MSCI Japan ESG Broad CTB Select Index is an equity index based on the MSCI Japan Index (the "Parent Index") representative of the large and mid-cap securities of the Japanese Market. The Index excludes companies whose products have negative social or environmental impacts, while overweighting companies with a strong MSCI ESG Score. Additionally, the Index aims to represent the performance of a strategy that reweights securities based upon the opportunities and risks associated with the climate transition to meet the EU Climate Transition Benchmark (EU CTB) regulation minimum requirements.

### ● **What are the binding elements of the investment strategy used to select the investments to attain each of the environmental or social characteristics promoted by this financial product?**

This is a passively managed ETF. Its investment strategy is to replicate the Index while minimizing the related tracking error.

MSCI Japan ESG Broad CTB Select Index is constructed by applying a combination of values based exclusions and an optimization process to increase the MSCI ESG Score compared to the Parent Index and to meet the EU Climate Transition Benchmark (EU CTB) regulation minimum requirements while targeting a similar risk profile to the Parent Index.

First, securities of companies involved in business activities as per MSCI ESG Research\* including Nuclear Weapons, Tobacco, Conventional Weapons, Controversial Weapons, Oil Sands, Thermal Coal and/or Unconventional Oil & Gas including Arctic Drilling are excluded, together with companies rated as 'Red Flag' MSCI ESG controversies\*\* and 'Environmental Orange Flag' MSCI ESG controversies.

Second, MSCI applies on the remaining investment universe an optimization aimed at maximizing the average MSCI ESG Score\*\*\* of this universe while complying with the following constraints:

1. Compliance with the EU CTB regulation minimum requirements on carbon footprint reduction
  - Carbon footprint reduction of 30% compared to the Parent Index
  - Annual reduction of 7% of carbon footprint

2. Minimum allocation to "High Climate Impact Sector", as defined the Index methodology, as high as in the Parent Index

### 3. Targeting an ex ante tracking-error level of 0.75%

In the case where the three constraints are not compatible, MSCI will relax the constraints and notably increase the ex-ante tracking-error level by 0.1% incremental steps.

The weight of each security in the Index is determined by the optimization process so as to comply with the above mentioned constraints.

The maximum weight of any security in the Index is set as the weight of this security in the Parent Index + 2%.

\*For more information on the business activities and the screen, please refer to the Index methodology available on msci.com.

\*\*MSCI ESG Controversies provides assessments of controversies concerning the negative environmental, social, and/or governance impact of company operations, products and services.

\*\*\*MSCI ESG Ratings provides research, analysis and ratings of how well companies manage environmental, social and governance risks and opportunities.

The Product strategy is also relying on systematic exclusions policies (normative and sectorial) as further described in Amundi Responsible Investment policy.

#### ● ***What is the committed minimum rate to reduce the scope of the investments considered prior to the application of that investment strategy?***

There is no committed minimum rate to reduce the scope of the investments considered prior to the application of that investment strategy.

#### ● ***What is the policy to assess good governance practices of the investee companies?***

We rely on Amundi ESG scoring methodology. Amundi's ESG scoring is based on a proprietary ESG analysis framework, which accounts for 38 general and sector-specific criteria, including governance criteria. In the Governance dimension, we assess an issuer's ability to ensure an effective corporate governance framework that guarantees it will meet its long-term objectives (e.g. guaranteeing the issuer's value over the long term) The governance sub-criteria considered are: board structure, audit and control, remuneration, shareholders' rights, ethics, tax practices and ESG strategy

Amundi ESG Rating scale contains seven grades, ranging from A to G, where A is the best and G the worst rating. G-rated companies are excluded from our investment universe.



**Asset allocation** describes the share of investments in specific assets.

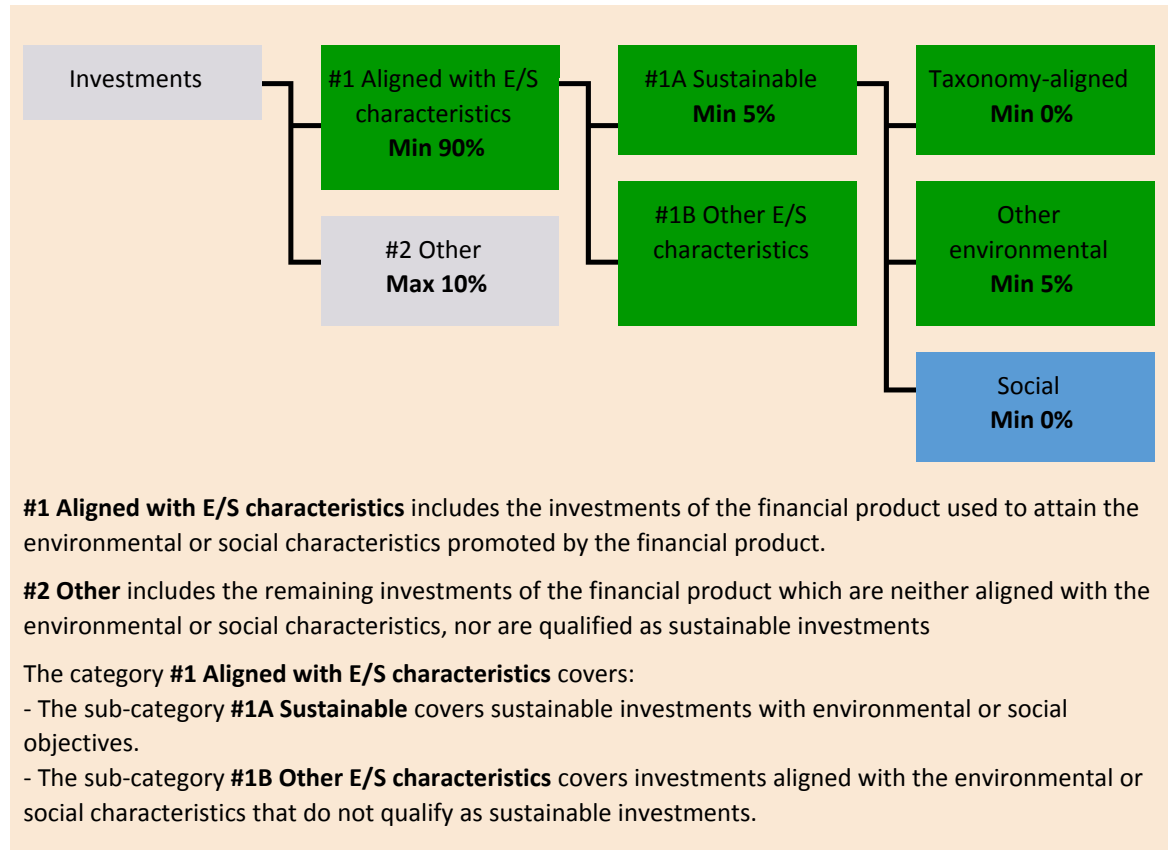
Taxonomy-aligned activities are expressed as a share of:

- **turnover** reflecting the share of revenue from green activities of investee companies
- **capital expenditure (CapEx)** showing the green investments made by investee companies, e.g. for a transition to a green economy.
- **operational expenditure (OpEx)** reflecting green operational activities of investee companies.

### What is the asset allocation planned for this financial product?

At least 90% of the Sub-Fund's securities and instruments will meet the promoted environmental or social characteristics in accordance with the binding elements of the Index methodology. Furthermore, the Sub-Fund commits to have a minimum of 5% of sustainable investments as per the below chart. Investments aligned with other E/S characteristics (#1B) will represent the difference between the actual proportion of investments aligned with environmental or social characteristics (#1) and the actual proportion of sustainable investments (#1A).

The planned proportion of other environmental investment represents a minimum of 5% (i) and may change as the actual proportions of Taxonomy-aligned and/or Social investments increase.



● **How does the use of derivatives attain the environmental or social characteristics promoted by the financial product?**

Derivatives are not used to attain the environmental and social characteristics promoted by the Sub-Fund.



**Enabling activities** directly enable other activities to make a substantial contribution to an environmental objective.

**Transitional activities** are activities for which low-carbon alternatives are not yet available and among others have greenhouse gas emission levels corresponding to the best performance.



**To what minimum extent are sustainable investments with an environmental objective aligned with the EU Taxonomy?**

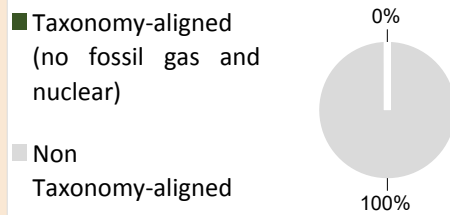
The sub-fund currently has no minimum commitment to sustainable investments with an environmental objective aligned with the EU Taxonomy. The Sub-Fund does not commit to make taxonomy-compliant investments in fossil gas and/or nuclear energy as illustrated below. Nevertheless, as part of the investment strategy, it may invest in companies that are also active in these industries. Such investments may or may not be taxonomy aligned.

**Does the financial product invest in fossil gas and/or nuclear energy related activities that comply with the EU Taxonomy ?**


- Yes :
  - In fossil gas
  - In nuclear energy
- No

*The two graphs below show in green the minimum percentage of investments that are aligned with the EU Taxonomy. As there is no appropriate methodology to determine the Taxonomy-alignment of sovereign bonds\*, the first graph shows the Taxonomy alignment in relation to all the investments of the financial product including sovereign bonds, while the second graph shows the Taxonomy alignment only in relation to the investments of the financial product other than sovereign bonds.*

**1. Taxonomy-alignment of investments including sovereign bonds\***



**2. Taxonomy-alignment of investments excluding sovereign bonds\***



This graph represents 100% of the total investments.\*\*

\* For the purpose of these graphs, 'sovereigns bonds' consist of all sovereign exposures

\*\* This percentage is purely indicative and may vary.

**What is the minimum share of investments in transitional and enabling activities?**

The funds has no minimum proportion of investment in transitional or enabling activities.



are sustainable investments with an environmental objective that **do not take into account the criteria** for environmentally sustainable economic activities under the EU Taxonomy.



**What is the minimum share of sustainable investments with an environmental objective that are not aligned with the EU Taxonomy?**

The Sub-Fund will have a minimum commitment of 1% of Sustainable Investments with an environmental objective as indicated in this Annex with no commitment on their alignment with the EU Taxonomy.



**What is the minimum share of socially sustainable investments?**

The Sub-Fund has no minimum share of socially sustainable investments.



**What investments are included under “#2 Other”, what is their purpose and are there any minimum environmental or social safeguards?**

Included in "#2 Other" are cash and instruments for the purpose of liquidity and portfolio risk management. It may also include ESG unrated securities for which data needed for the measurement of attainment of environmental or social characteristics is not available.



**Reference benchmarks** are indexes to measure whether the financial products attain the environmental or social characteristics that they promote.

**Is a specific index designated as a reference benchmark to determine whether this financial product is aligned with the environmental and/or social characteristics that it promotes?**

Yes, the Index has been designated as a reference benchmark to determine whether the Sub-Fund is aligned with the environmental and/or social characteristics that it promotes.

● ***How is the reference benchmark continuously aligned with each of the environmental or social characteristics promoted by the financial product?***

According to applicable regulations to index sponsors (including BMR), index sponsors should define appropriate controls/diligence when defining and/or operating index methodologies of regulated indexes.

● ***How is the alignment of the investment strategy with the methodology of the index ensured on a continuous basis?***

The investment objective of the Sub-Fund is to track both the upward and downward evolution of the Index, while minimising the difference between the return of the Sub-Fund and the return of the Index.

● ***How does the designated index differ from a relevant broad market index?***

MSCI Japan ESG Broad CTB Select Index is an equity index based on the MSCI Japan Index (the "Parent Index") representative of the large and mid-cap securities of the Japanese Market. The Index excludes companies whose products have negative social or environmental impacts, while overweighting companies with a strong MSCI ESG Score. Additionally, the Index aims to represent the performance of a strategy that reweights securities based upon the opportunities and risks associated with the climate transition to meet the EU Climate Transition Benchmark (EU CTB) regulation minimum requirements.

● ***Where can the methodology used for the calculation of the designated index be found?***

Additional information on the Index can be found at <https://www.msci.com/index-methodology>



**Where can I find more product specific information online?**

Additional information on the Sub-Fund can be found at [www.amundi.tf.com](http://www.amundi.tf.com).

**Disclaimer**

15/10/2023.

**Pre-contractual disclosure for the financial products referred to in Article 8, paragraphs 1, 2 and 2a, of Regulation (EU) 2019/2088 and Article 6, first paragraph, of Regulation (EU) 2020/852**

**Sustainable investment**

means an investment in an economic activity that contributes to an environmental or social objective, provided that the investment does not significantly harm any environmental or social objective and that the investee companies follow good governance practices.

The **EU Taxonomy** is a classification system laid down in Regulation (EU) 2020/852, establishing a list of **environmentally sustainable economic activities**. That Regulation does not lay down a list of socially sustainable economic activities. Sustainable investments with an environmental objective might be aligned with the Taxonomy or not.



**Sustainability indicators**

measure how the environmental or social characteristics promoted by the financial product are attained.

**Product name:**  
AMUNDI INDEX MSCI USA SRI PAB

**Legal entity identifier:**  
549300W0L1QTBIXUI22

**Environmental and/or social characteristics**

**Does this financial product have a sustainable investment objective?**

**Yes**    **No**

- |  |  |
|--|--|
| <p><input type="checkbox"/> It will make a minimum of <b>sustainable investments with an environmental objective: ___%</b></p> <p><input type="checkbox"/> in economic activities that qualify as environmentally sustainable under the EU Taxonomy</p> <p><input type="checkbox"/> in economic activities that do not qualify as environmentally sustainable under the EU Taxonomy</p> <p><input type="checkbox"/> It will make a minimum of <b>sustainable investments with a social objective: ___%</b></p> | <p><input checked="" type="checkbox"/> It <b>promotes Environmental/Social (E/S) characteristics</b> and while it does not have as its objective a sustainable investment, it will have a minimum proportion of 20% of sustainable investments</p> <p><input type="checkbox"/> with an environmental objective in economic activities that qualify as environmentally sustainable under the EU Taxonomy</p> <p><input checked="" type="checkbox"/> with an environmental objective in economic activities that do not qualify as environmentally sustainable under the EU Taxonomy</p> <p><input type="checkbox"/> with a social objective</p> <p><input type="checkbox"/> It promotes E/S characteristics, but <b>will not make any sustainable investments</b></p> |
|--|--|

**What environmental and/or social characteristics are promoted by this financial product?**

The Sub-Fund promotes environmental and/or social characteristics through among others, replicating an Index that is meeting the minimum standards for EU Paris Aligned Benchmarks (EU PABs) under Regulation (EU) 2019/2089 amending Regulation (EU) 2016/1011. The law proposes the definitions of minimum standards for the methodology of any 'EU Paris Aligned' benchmark indices that would be aligned with the objectives of the Paris Agreement. The Index methodology align with certain criteria such as:

- A minimum reduction in Greenhouse Gas (GHG) intensity relative to Parent Index of 50%.
- A minimum self-decarbonization rate of GHG emissions intensity in accordance with the trajectory implied by Intergovernmental Panel on Climate Change's (IPCC) most ambitious 1.5°C scenario, equating to at least 7% GHG intensity reduction on average per annum

**What sustainability indicators are used to measure the attainment of each of the environmental or social characteristics promoted by this financial product?**

The weighted average greenhouse gas (GHG) intensity (the "WACI") is used to measure the attainment of each of the environmental or social characteristics promoted by this financial product.

The WACI is the weighted average of the Index components' greenhouse gas (GHG) emissions

(expressed in tCO<sub>2</sub>) divided by the enterprise value including cash.

The GHG emissions are divided into Scope 1, Scope 2, and Scope 3 emissions.

- Scope 1 emissions: those from sources owned or controlled by the company.
- Scope 2 emissions: those caused by the generation of electricity purchased by the company.
- Scope 3 emissions: include all other indirect emissions that occur in a company's value chain.

More precisely, MSCI USA SRI Filtered PAB Index (the "Index") is constructed by applying a combination of values based exclusions and a best-in-class selection process to companies in the Parent Index and to meet the EU Paris-aligned benchmark (EU PAB) regulation minimum requirements.

First, securities of companies involved in business activities as per MSCI ESG Research\* including Nuclear, Tobacco, Alcohol, Gambling, Controversial Weapons, Conventional Weapons, Civilian Firearms, Oil & Gas, Thermal Coal, Fossil Fuel Reserves, Genetically Modified organisms (GMO) and Adult Entertainment are excluded. The remaining companies are rated based on their ability to manage their ESG risks and opportunities and are given a rating which determines their eligibility for inclusion in the Index :

- Companies that are not existing constituents of the MSCI SRI Filtered PAB Indexes must have an MSCI ESG Rating of A or above and the MSCI ESG Controversies score of 4 or above to be eligible.
- Current constituents of the Index must have an MSCI ESG Rating of BB or above and the MSCI ESG Controversies score of 1 or above to remain eligible.

Then, a best-in-class selection process is applied to the remaining eligible securities in the selected universe. The Index targets sector weights consistent with those of the Parent Index. The methodology aims to include the securities of companies with the highest ESG ratings making up 25% of the market capitalization in each Global Industry Classification Standard (GICS) sector of the Parent Index.

Securities are ranked based on the following criteria (in order):

- MSCI ESG Rating,
- ESG Trend (positive ESG trend preferred to neutral ESG Trend and neutral ESG Trend preferred to negative ESG Trend)
- current index membership (existing constituents are preferred over non-constituents),
- industry adjusted ESG scores, and
- decreasing free float-adjusted market capitalization.

Securities of companies having faced very severe and severe controversies pertaining to Environmental issues as per MSCI are excluded. MSCI applies on the remaining investment universe an optimization aimed at complying notably with the following constraints:

- Compliance with the EU Paris-aligned benchmark (EU PAB) regulation minimum requirements on carbon footprint reduction Carbon footprint reduction of 50% compared to the Parent Index Annual reduction of 7% of carbon footprint
- Minimum allocation to "High Climate Impact Sector" as high as in the Parent Index

● ***What are the objectives of the sustainable investments that the financial product partially intends to make and how does the sustainable investment contribute to such objectives?***

The objectives of the sustainable investments are to invest in investee companies that seek to meet two criteria:

- 1) follow best environmental and social practices; and
- 2) avoid making products or providing services that harm the environment and society.

In order for the investee company to be deemed to contribute to the above objective it must be a "best performer" within its sector of activity on at least one of its material environmental or social

factors.

The definition of "best performer" relies on Amundi's proprietary ESG methodology which aims to measure the ESG performance of an investee company. In order to be considered a "best performer", an investee company must perform with the best top three rating (A, B or C, out of a rating scale going from A to G) within its sector on at least one material environmental or social factor. Material environmental and social factors are identified at a sector level. The identification of material factors is based on Amundi ESG analysis framework which combines extra-financial data and qualitative analysis of associated sector and sustainability themes. Factors identified as material result in a contribution of more than 10% to the overall ESG score. For energy sector for example, material factors are: emissions and energy, biodiversity and pollution, health and security, local communities and human rights. For a more complete overview of sectors and factors, please refer to the Amundi ESG Regulatory Statement available at [www.amundi.lu](http://www.amundi.lu)

To contribute to the above objectives, the investee company should not have significant exposure to activities (e.g. tobacco, weapons, gambling, coal, aviation, meat production, fertilizer and pesticide manufacturing, single-use plastic production) not compatible with such criteria.

The sustainable nature of an investment is assessed at investee company level.

By applying the Amundi's above described Sustainable Investment definition to the Index constituents of this passively managed ETF Product, Amundi has determined that this Product has the minimum proportion of sustainable investments stated in page 1 above. However, please note that Amundi Sustainable Investment definition is not implemented at the Index methodology level.

**Principal adverse impacts** are the most significant negative impact of investment decisions on sustainability factors relating to environmental, social and employee matters, respect for human rights, anti-corruption and anti-bribery matters.

● ***How do the sustainable investments that the financial product partially intends to make, not cause significant harm to any environmental or social sustainable investment objective?***

To ensure sustainable investments do no significant harm ('DNSH'), Amundi utilises two filters:

The first DNSH test filter relies on monitoring the mandatory Principal Adverse Impacts indicators in Annex 1, Table 1 of the RTS where robust data is available (e.g. GHG intensity of investee companies) via a combination of indicators (e.g. carbon intensity) and specific thresholds or rules (e.g. that the investee company's carbon intensity does not belong to the last decile of the sector).

Amundi already considers specific Principle Adverse Impacts within its exclusion policy as part of Amundi's Responsible Investment Policy. These exclusions, which apply on the top of the tests detailed above, cover the following topics: exclusions on controversial weapons, Violations of UN Global Compact principles, coal and tobacco.

Beyond the specific sustainability factors covered in the first filter, Amundi has defined a second filter, which does not take the mandatory Principal Adverse Impact indicators above into account, in order to verify that the company does not badly perform from an overall environmental or social standpoint compared to other companies within its sector which corresponds to an environmental or social score superior or equal to E using Amundi's ESG rating.

***How have the indicators for adverse impacts on sustainability factors been taken into account?***

The indicators for adverse impacts have been taken into account as detailed in the first do not significant harm (DNSH) filter above:

The first DNSH filter relies on monitoring of mandatory Principal Adverse Impacts indicators in Annex 1, Table 1 of the RTS where robust data is available via the combination of following indicators and specific thresholds or rules:

- Have a CO2 intensity which does not belong to the last decile compared to other companies within

its sector (only applies to high intensity sectors), and

- Have a Board of Directors' diversity which does not belong to the last decile compared to other companies within its sector, and
- Be cleared of any controversy in relation to work conditions and human rights.
- Be cleared of any controversy in relation to biodiversity and pollution

Amundi already considers specific Principle Adverse Impacts within its exclusion policy as part of Amundi's Responsible Investment Policy. These exclusions, which apply on the top of the tests detailed above, cover the following topics: exclusions on controversial weapons, Violations of UN Global Compact principles, coal and tobacco.

*How are the sustainable investments aligned with the OECD Guidelines for Multinational Enterprises and the UN Guiding Principles on Business and Human Rights? Details:*

The OECD Guidelines for Multinational Enterprises and the UN Guiding Principles on Business and Human Rights are integrated into our ESG scoring methodology. Our proprietary ESG rating tool assesses issuers using available data from our data providers. For example the model has a dedicated criteria called "Community Involvement & Human Rights" which is applied to all sectors in addition to other human rights linked criteria including socially responsible supply chains, working conditions, and labor relations. Furthermore, we conduct controversy monitoring on a, at minimum, quarterly basis which includes companies identified for human rights violations. When controversies arise, analysts will evaluate the situation and apply a score to the controversy (using our proprietary scoring methodology) and determine the best course of action. Controversy scores are updated quarterly to track the trend and remediation efforts

*The EU Taxonomy sets out a "do not significantly harm" principle by which Taxonomy-aligned investments should not significantly harm EU Taxonomy objectives and is accompanied by specific EU criteria.*

The "do not significantly harm" principle applies only to those investments underlying the financial product that take into account the EU criteria for environmentally sustainable economic activities. The investments underlying the remaining portion of this financial product do not take into account the EU criteria for environmentally sustainable economic activities.

*Any other sustainable investments must also not significantly harm any environmental or social objectives.*



### **Does this financial product consider principal adverse impacts on sustainability factors?**

**X** Yes, The Sub-Fund considers Principal Adverse Impacts as per Annex 1, Table 1 of the RTS applying to the Sub-Fund's strategy and relies on a combination of exclusion policies (normative and sectorial), engagement and voting approaches.

- Exclusion: Amundi has defined normative, activity-based and sector-based exclusion rules covering some of the key adverse sustainability indicators listed by the Disclosure Regulation.

- Engagement: Engagement is a continuous and purpose driven process aimed at influencing the activities or behavior of investee companies. The aim of engagement activities can fall into two categories : to engage an issuer to improve the way it integrates the environmental and social dimension, to engage an issuer to improve its impact on environmental, social, and human rights-related or other sustainability matters that are material to society and the global economy.

- Vote: Amundi's voting policy responds to an holistic analysis of all the long-term issues that may influence value creation, including material ESG issues. For more information please refer to Amundi's Voting Policy .

- Controversies monitoring: Amundi has developed a controversy tracking system that relies on three external data providers to systematically track controversies and their level of severity. This quantitative approach is then enriched with an in-depth assessment of each severe controversy, led by ESG analysts and the periodic review of its evolution. This approach applies to all of Amundi's funds.

For any indication on how mandatory Principal Adverse Impact indicators are used, please refer to the Amundi ESG Regulatory Statement available at [www.amundi.lu](http://www.amundi.lu)

No



**The Investment strategy** guides investment decisions based on factors such as investment objectives and risk tolerance.

**Good governance** practices include sound management structures, employee relations, remuneration of staff and tax compliance.

### What investment strategy does this financial product follow?

The Sub-Fund tracks the performance of MSCI USA SRI Filtered PAB Index ("the Index"), and to minimize the tracking error between the net asset value of the sub-fund and the performance of the Index.

MSCI USA SRI Filtered PAB Index is an equity index based on the MSCI USA index representative of the large and mid-cap stocks of the US market (the "Parent Index"). The Index provides exposure to companies with outstanding Environmental, Social and Governance (ESG) ratings and excludes companies whose products have negative social or environmental impacts. Additionally, the Index aims to represent the performance of a strategy that reweights securities based upon the opportunities and risks associated with the climate transition to meet the EU Paris-aligned benchmark (EU PAB) regulation minimum requirements.

### ● **What are the binding elements of the investment strategy used to select the investments to attain each of the environmental or social characteristics promoted by this financial product?**

This is a passively managed ETF. Its investment strategy is to replicate the Index while minimizing the related tracking error.

MSCI USA SRI Filtered PAB Index (the "Index") is constructed by applying a combination of values based exclusions and a best-in-class selection process to companies in the Parent Index and to meet the EU Paris-aligned benchmark (EU PAB) regulation minimum requirements.

First, securities of companies involved in business activities as per MSCI ESG Research\* including Nuclear, Tobacco, Alcohol, Gambling, Controversial Weapons, Conventional Weapons, Civilian Firearms, Oil & Gas, Thermal Coal, Fossil Fuel Reserves, Genetically Modified organisms (GMO) and Adult Entertainment are excluded. The remaining companies are rated based on their ability to manage their ESG risks and opportunities and are given a rating which determines their eligibility for inclusion in the Index :

- Companies that are not existing constituents of the MSCI SRI Filtered PAB Indexes must have an MSCI ESG Rating of A or above and the MSCI ESG Controversies score of 4 or above to be eligible.
- Current constituents of the Index must have an MSCI ESG Rating of BB or above and the MSCI ESG Controversies score of 1 or above to remain eligible.

Then, a best-in-class selection process is applied to the remaining eligible securities in the selected universe. The Index targets sector weights consistent with those of the Parent Index. The methodology aims to include the securities of companies with the highest ESG ratings making up 25% of the market capitalization in each Global Industry Classification Standard (GICS) sector of the Parent



Index.

Securities are ranked based on the following criteria (in order):

- MSCI ESG Rating,
- ESG Trend (positive ESG trend preferred to neutral ESG Trend and neutral ESG Trend preferred to negative ESG Trend)
- current index membership (existing constituents are preferred over non-constituents),
- industry adjusted ESG scores, and
- decreasing free float-adjusted market capitalization.

Securities of companies having faced very severe and severe controversies pertaining to Environmental issues as per MSCI are excluded. MSCI applies on the remaining investment universe an optimization aimed at complying notably with the following constraints:

- Compliance with the EU Paris-aligned benchmark (EU PAB) regulation minimum requirements on carbon footprint reduction Carbon footprint reduction of 50% compared to the Parent Index Annual reduction of 7% of carbon footprint
- Minimum allocation to "High Climate Impact Sector" as high as in the Parent Index

The Product strategy is also relying on systematic exclusions policies (normative and sectorials) as further described in Amundi Responsible Investment policy.

● ***What is the committed minimum rate to reduce the scope of the investments considered prior to the application of that investment strategy?***

There is no committed minimum rate to reduce the scope of the investments considered prior to the application of that investment strategy.

● ***What is the policy to assess good governance practices of the investee companies?***

We rely on Amundi ESG scoring methodology. Amundi's ESG scoring is based on a proprietary ESG analysis framework, which accounts for 38 general and sector-specific criteria, including governance criteria. In the Governance dimension, we assess an issuer's ability to ensure an effective corporate governance framework that guarantees it will meet its long-term objectives (e.g. guaranteeing the issuer's value over the long term) The governance sub-criteria considered are: board structure, audit and control, remuneration, shareholders' rights, ethics, tax practices and ESG strategy

Amundi ESG Rating scale contains seven grades, ranging from A to G, where A is the best and G the worst rating. G-rated companies are excluded from our investment universe.



**Asset allocation** describes the share of investments in specific assets.

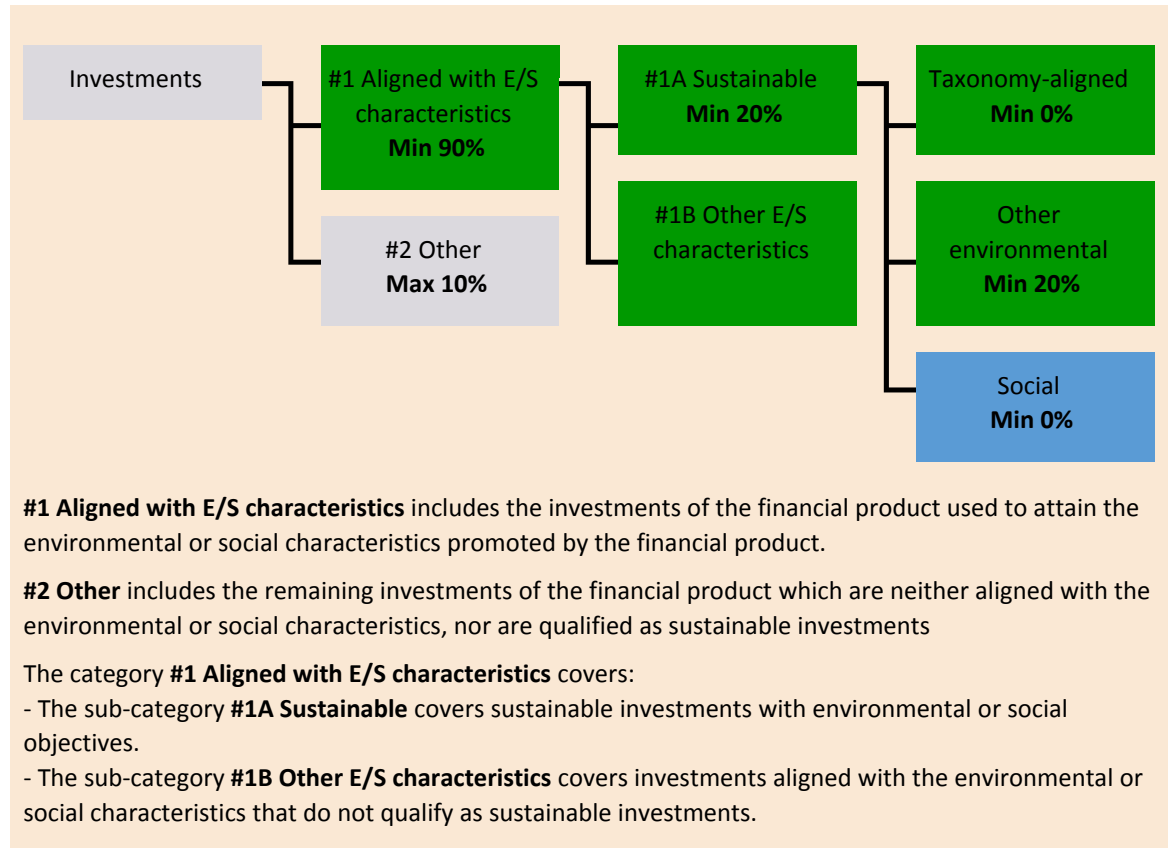
Taxonomy-aligned activities are expressed as a share of:

- **turnover** reflecting the share of revenue from green activities of investee companies
- **capital expenditure (CapEx)** showing the green investments made by investee companies, e.g. for a transition to a green economy.
- **operational expenditure (OpEx)** reflecting green operational activities of investee companies.

## What is the asset allocation planned for this financial product?

At least 90% of the Sub-Fund's securities and instruments will meet the promoted environmental or social characteristics in accordance with the binding elements of the Index methodology. Furthermore, the Sub-Fund commits to have a minimum of 20% of sustainable investments as per the below chart. Investments aligned with other E/S characteristics (#1B) will represent the difference between the actual proportion of investments aligned with environmental or social characteristics (#1) and the actual proportion of sustainable investments (#1A).

The planned proportion of other environmental investment represents a minimum of 20% (i) and may change as the actual proportions of Taxonomy-aligned and/or Social investments increase.



## ● How does the use of derivatives attain the environmental or social characteristics promoted by the financial product?

Derivatives are not used to attain the environmental and social characteristics promoted by the Sub-Fund.

### Enabling activities

directly enable other activities to make a substantial contribution to an environmental objective.

### Transitional activities

are activities for which low-carbon alternatives are not yet available and among others have greenhouse gas emission levels corresponding to the best performance.



## To what minimum extent are sustainable investments with an environmental objective aligned with the EU Taxonomy?

The sub-fund currently has no minimum commitment to sustainable investments with an environmental objective aligned with the EU Taxonomy. The Sub-Fund does not commit to make taxonomy-compliant investments in fossil gas and/or nuclear energy as illustrated below. Nevertheless, as part of the investment strategy, it may invest in companies that are also active in these industries. Such investments may or may not be taxonomy aligned.

### Does the financial product invest in fossil gas and/or nuclear energy related activities that comply with the EU Taxonomy ?

Yes :

In fossil gas

In nuclear energy

No

The two graphs below show in green the minimum percentage of investments that are aligned with the EU Taxonomy. As there is no appropriate methodology to determine the Taxonomy-alignment of sovereign bonds\*, the first graph shows the Taxonomy alignment in relation to all the investments of the financial product including sovereign bonds, while the second graph shows the Taxonomy alignment only in relation to the investments of the financial product other than sovereign bonds.

#### 1. Taxonomy-alignment of investments including sovereign bonds\*

Taxonomy-aligned (no fossil gas and nuclear)

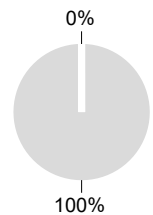
Non Taxonomy-aligned



#### 2. Taxonomy-alignment of investments excluding sovereign bonds\*

Taxonomy-aligned (no fossil gas and nuclear)

Non Taxonomy-aligned



This graph represents 100% of the total investments.\*\*

\* For the purpose of these graphs, 'sovereigns bonds' consist of all sovereign exposures

\*\* This percentage is purely indicative and may vary.

### What is the minimum share of investments in transitional and enabling activities?

The funds has no minimum proportion of investment in transitional or enabling activities.



are sustainable investments with an environmental objective that **do not take into account the criteria** for environmentally sustainable economic activities under the EU Taxonomy.



**What is the minimum share of sustainable investments with an environmental objective that are not aligned with the EU Taxonomy?**

The Sub-Fund will have a minimum commitment of 20% of Sustainable Investments with an environmental objective as indicated in this Annex with no commitment on their alignment with the EU Taxonomy.



**What is the minimum share of socially sustainable investments?**

The Sub-Fund has no minimum share of socially sustainable investments.



**What investments are included under “#2 Other”, what is their purpose and are there any minimum environmental or social safeguards?**

Included in "#2 Other" are cash and instruments for the purpose of liquidity and portfolio risk management. It may also include ESG unrated securities for which data needed for the measurement of attainment of environmental or social characteristics is not available.



**Reference benchmarks** are indexes to measure whether the financial products attain the environmental or social characteristics that they promote.

**Is a specific index designated as a reference benchmark to determine whether this financial product is aligned with the environmental and/or social characteristics that it promotes?**

Yes, the Index has been designated as a reference benchmark to determine whether the Sub-Fund is aligned with the environmental and/or social characteristics that it promotes.

● ***How is the reference benchmark continuously aligned with each of the environmental or social characteristics promoted by the financial product?***

According to applicable regulations to index sponsors (including BMR), index sponsors should define appropriate controls/diligence when defining and/or operating index methodologies of regulated indexes.

● ***How is the alignment of the investment strategy with the methodology of the index ensured on a continuous basis?***

The investment objective of the Sub-Fund is to track both the upward and downward evolution of the Index, while minimising the difference between the return of the Sub-Fund and the return of the Index.

● ***How does the designated index differ from a relevant broad market index?***

MSCI USA SRI Filtered PAB Index is an equity index based on the MSCI USA index representative of the large and mid-cap stocks of the US market (the "Parent Index"). The Index provides exposure to companies with outstanding Environmental, Social and Governance (ESG) ratings and excludes companies whose products have negative social or environmental impacts. Additionally, the Index aims to represent the performance of a strategy that reweights securities based upon the opportunities and risks associated with the climate transition to meet the EU Paris-aligned benchmark (EU PAB) regulation minimum requirements.

● ***Where can the methodology used for the calculation of the designated index be found?***

Additional information on the Index can be found at <https://www.msci.com/index-methodology>



**Where can I find more product specific information online?**

Additional information on the Sub-Fund can be found at [www.amundi.tf.com](http://www.amundi.tf.com).

**Disclaimer**

15/10/2023.

**Pre-contractual disclosure for the financial products referred to in Article 8, paragraphs 1, 2 and 2a, of Regulation (EU) 2019/2088 and Article 6, first paragraph, of Regulation (EU) 2020/852**

**Sustainable investment**

means an investment in an economic activity that contributes to an environmental or social objective, provided that the investment does not significantly harm any environmental or social objective and that the investee companies follow good governance practices.

The **EU Taxonomy** is a classification system laid down in Regulation (EU) 2020/852, establishing a list of **environmentally sustainable economic activities**. That Regulation does not lay down a list of socially sustainable economic activities. Sustainable investments with an environmental objective might be aligned with the Taxonomy or not.



**Sustainability indicators**

measure how the environmental or social characteristics promoted by the financial product are attained.

**Product name:**  
AMUNDI INDEX MSCI WORLD SRI PAB

**Legal entity identifier:**  
54930067TT873B9E5C67

**Environmental and/or social characteristics**

**Does this financial product have a sustainable investment objective?**

**Yes**    **X No**

<input type="checkbox"/> It will make a minimum of <b>sustainable investments with an environmental objective: ___%</b>	<input checked="" type="checkbox"/> It <b>promotes Environmental/Social (E/S) characteristics</b> and while it does not have as its objective a sustainable investment, it will have a minimum proportion of 30% of sustainable investments
<input type="checkbox"/> in economic activities that qualify as environmentally sustainable under the EU Taxonomy	<input type="checkbox"/> with an environmental objective in economic activities that qualify as environmentally sustainable under the EU Taxonomy
<input type="checkbox"/> in economic activities that do not qualify as environmentally sustainable under the EU Taxonomy	<input checked="" type="checkbox"/> with an environmental objective in economic activities that do not qualify as environmentally sustainable under the EU Taxonomy
<input type="checkbox"/> It will make a minimum of <b>sustainable investments with a social objective: ___%</b>	<input type="checkbox"/> with a social objective
<input type="checkbox"/> It promotes <b>sustainable investments with a social objective: ___%</b>	<input type="checkbox"/> It promotes E/S characteristics, but <b>will not make any sustainable investments</b>

**What environmental and/or social characteristics are promoted by this financial product?**

The Sub-Fund promotes environmental and/or social characteristics through among others, replicating an Index that is meeting the minimum standards for EU Paris Aligned Benchmarks (EU PABs) under Regulation (EU) 2019/2089 amending Regulation (EU) 2016/1011. The law proposes the definitions of minimum standards for the methodology of any 'EU Paris Aligned' benchmark indices that would be aligned with the objectives of the Paris Agreement. The Index methodology align with certain criteria such as:

- A minimum reduction in Greenhouse Gas (GHG) intensity relative to Parent Index of 50%.
- A minimum self-decarbonization rate of GHG emissions intensity in accordance with the trajectory implied by Intergovernmental Panel on Climate Change's (IPCC) most ambitious 1.5°C scenario, equating to at least 7% GHG intensity reduction on average per annum

**What sustainability indicators are used to measure the attainment of each of the environmental or social characteristics promoted by this financial product?**

The weighted average greenhouse gas (GHG) intensity (the "WACI") is used to measure the attainment of each of the environmental or social characteristics promoted by this financial product.

The WACI is the weighted average of the Index components' greenhouse gas (GHG) emissions

(expressed in tCO<sub>2</sub>) divided by the enterprise value including cash.

The GHG emissions are divided into Scope 1, Scope 2, and Scope 3 emissions.

- Scope 1 emissions: those from sources owned or controlled by the company.
- Scope 2 emissions: those caused by the generation of electricity purchased by the company.
- Scope 3 emissions: include all other indirect emissions that occur in a company's value chain.

More precisely, MSCI World SRI Filtered PAB Index (the "Index") is constructed by applying a combination of values based exclusions and a best-in-class selection process to companies in the Parent Index and to meet the EU Paris-aligned benchmark (EU PAB) regulation minimum requirements.

First, securities of companies involved in business activities as per MSCI ESG Research including Nuclear, Tobacco, Alcohol, Gambling, Controversial Weapons, Conventional Weapons, Civilian Firearms, Oil & Gas, Thermal Coal, Fossil Fuel Reserves, Genetically Modified organisms (GMO) and Adult Entertainment are excluded.

The remaining companies are rated based on their ability to manage their ESG risks and opportunities and are given a rating which determines their eligibility for inclusion in the Index :

- Companies that are not existing constituents of the MSCI SRI Filtered PAB Indexes must have an MSCI ESG Rating of A or above and the MSCI ESG Controversies score of 4 or above to be eligible.
- Current constituents of the Index must have an MSCI ESG Rating of BB or above and the MSCI ESG Controversies score of 1 or above to remain eligible.

Then, a best-in-class selection process is applied to the remaining eligible securities in the selected universe. The Index targets sector weights consistent with those of the Parent Index. The methodology aims to include the securities of companies with the highest ESG ratings making up 25% of the market capitalization in each Global Industry Classification Standard (GICS) sector of the Parent Index.

Securities are ranked based on the following criteria (in order):

- MSCI ESG Rating,
- ESG Trend (positive ESG trend preferred to neutral ESG Trend and neutral ESG Trend preferred to negative ESG Trend)
- current index membership (existing constituents are preferred over non-constituents),
- industry adjusted ESG scores, and - decreasing free float-adjusted market capitalization.

Securities of companies having faced very severe and severe controversies pertaining to Environmental issues as per MSCI are excluded.

MSCI applies on the remaining investment universe an optimization aimed at complying notably with the following constraints:

- Compliance with the EU Paris-aligned benchmark (EU PAB) regulation minimum requirements on carbon footprint reduction Carbon footprint reduction of 50% compared to the Parent Index Annual reduction of 7% of carbon footprint
- Minimum allocation to "High Climate Impact Sector" as high as in the Parent Index

● ***What are the objectives of the sustainable investments that the financial product partially intends to make and how does the sustainable investment contribute to such objectives?***

The objectives of the sustainable investments are to invest in investee companies that seek to meet two criteria:

- 1) follow best environmental and social practices; and
- 2) avoid making products or providing services that harm the environment and society.

In order for the investee company to be deemed to contribute to the above objective it must be a

"best performer" within its sector of activity on at least one of its material environmental or social factors.

The definition of "best performer" relies on Amundi's proprietary ESG methodology which aims to measure the ESG performance of an investee company. In order to be considered a "best performer", an investee company must perform with the best top three rating (A, B or C, out of a rating scale going from A to G) within its sector on at least one material environmental or social factor. Material environmental and social factors are identified at a sector level. The identification of material factors is based on Amundi ESG analysis framework which combines extra-financial data and qualitative analysis of associated sector and sustainability themes. Factors identified as material result in a contribution of more than 10% to the overall ESG score. For energy sector for example, material factors are: emissions and energy, biodiversity and pollution, health and security, local communities and human rights. For a more complete overview of sectors and factors, please refer to the Amundi ESG Regulatory Statement available at [www.amundi.lu](http://www.amundi.lu)

To contribute to the above objectives, the investee company should not have significant exposure to activities (e.g. tobacco, weapons, gambling, coal, aviation, meat production, fertilizer and pesticide manufacturing, single-use plastic production) not compatible with such criteria.

The sustainable nature of an investment is assessed at investee company level.

By applying the Amundi's above described Sustainable Investment definition to the Index constituents of this passively managed ETF Product, Amundi has determined that this Product has the minimum proportion of sustainable investments stated in page 1 above. However, please note that Amundi Sustainable Investment definition is not implemented at the Index methodology level.

**Principal adverse impacts** are the most significant negative impact of investment decisions on sustainability factors relating to environmental, social and employee matters, respect for human rights, anti-corruption and anti-bribery matters.

● ***How do the sustainable investments that the financial product partially intends to make, not cause significant harm to any environmental or social sustainable investment objective?***

To ensure sustainable investments do no significant harm ('DNSH'), Amundi utilises two filters:

The first DNSH test filter relies on monitoring the mandatory Principal Adverse Impacts indicators in Annex 1, Table 1 of the RTS where robust data is available (e.g. GHG intensity of investee companies) via a combination of indicators (e.g. carbon intensity) and specific thresholds or rules (e.g. that the investee company's carbon intensity does not belong to the last decile of the sector).

Amundi already considers specific Principle Adverse Impacts within its exclusion policy as part of Amundi's Responsible Investment Policy. These exclusions, which apply on the top of the tests detailed above, cover the following topics: exclusions on controversial weapons, Violations of UN Global Compact principles, coal and tobacco.

Beyond the specific sustainability factors covered in the first filter, Amundi has defined a second filter, which does not take the mandatory Principal Adverse Impact indicators above into account, in order to verify that the company does not badly perform from an overall environmental or social standpoint compared to other companies within its sector which corresponds to an environmental or social score superior or equal to E using Amundi's ESG rating.

***How have the indicators for adverse impacts on sustainability factors been taken into account?***

The indicators for adverse impacts have been taken into account as detailed in the first do not significant harm (DNSH) filter above:

The first DNSH filter relies on monitoring of mandatory Principal Adverse Impacts indicators in Annex 1, Table 1 of the RTS where robust data is available via the combination of following indicators and specific thresholds or rules:



- Have a CO2 intensity which does not belong to the last decile compared to other companies within its sector (only applies to high intensity sectors), and
- Have a Board of Directors' diversity which does not belong to the last decile compared to other companies within its sector, and
- Be cleared of any controversy in relation to work conditions and human rights.
- Be cleared of any controversy in relation to biodiversity and pollution

Amundi already considers specific Principle Adverse Impacts within its exclusion policy as part of Amundi's Responsible Investment Policy. These exclusions, which apply on the top of the tests detailed above, cover the following topics: exclusions on controversial weapons, Violations of UN Global Compact principles, coal and tobacco.

*How are the sustainable investments aligned with the OECD Guidelines for Multinational Enterprises and the UN Guiding Principles on Business and Human Rights? Details:*

The OECD Guidelines for Multinational Enterprises and the UN Guiding Principles on Business and Human Rights are integrated into our ESG scoring methodology. Our proprietary ESG rating tool assesses issuers using available data from our data providers. For example the model has a dedicated criteria called "Community Involvement & Human Rights" which is applied to all sectors in addition to other human rights linked criteria including socially responsible supply chains, working conditions, and labor relations. Furthermore, we conduct controversy monitoring on a, at minimum, quarterly basis which includes companies identified for human rights violations. When controversies arise, analysts will evaluate the situation and apply a score to the controversy (using our proprietary scoring methodology) and determine the best course of action. Controversy scores are updated quarterly to track the trend and remediation efforts

*The EU Taxonomy sets out a "do not significantly harm" principle by which Taxonomy-aligned investments should not significantly harm EU Taxonomy objectives and is accompanied by specific EU criteria.*

The "do not significantly harm" principle applies only to those investments underlying the financial product that take into account the EU criteria for environmentally sustainable economic activities. The investments underlying the remaining portion of this financial product do not take into account the EU criteria for environmentally sustainable economic activities.

*Any other sustainable investments must also not significantly harm any environmental or social objectives.*



### **Does this financial product consider principal adverse impacts on sustainability factors?**

**X** Yes, The Sub-Fund considers Principal Adverse Impacts as per Annex 1, Table 1 of the RTS applying to the Sub-Fund's strategy and relies on a combination of exclusion policies (normative and sectorial), engagement and voting approaches.

- Exclusion: Amundi has defined normative, activity-based and sector-based exclusion rules covering some of the key adverse sustainability indicators listed by the Disclosure Regulation.

- Engagement: Engagement is a continuous and purpose driven process aimed at influencing the activities or behavior of investee companies. The aim of engagement activities can fall into two categories : to engage an issuer to improve the way it integrates the environmental and social

dimension, to engage an issuer to improve its impact on environmental, social, and human rights-related or other sustainability matters that are material to society and the global economy.

- Vote: Amundi's voting policy responds to an holistic analysis of all the long-term issues that may influence value creation, including material ESG issues. For more information please refer to Amundi's Voting Policy .

- Controversies monitoring: Amundi has developed a controversy tracking system that relies on three external data providers to systematically track controversies and their level of severity. This quantitative approach is then enriched with an in-depth assessment of each severe controversy, led by ESG analysts and the periodic review of its evolution. This approach applies to all of Amundi's funds.

For any indication on how mandatory Principal Adverse Impact indicators are used, please refer to the Amundi ESG Regulatory Statement available at [www.amundi.lu](http://www.amundi.lu)

No



**The Investment strategy** guides investment decisions based on factors such as investment objectives and risk tolerance.

**Good governance** practices include sound management structures, employee relations, remuneration of staff and tax compliance.

### What investment strategy does this financial product follow?

The Sub-Fund tracks the performance of MSCI World SRI Filtered PAB Index ("the Index"), and to minimize the tracking error between the net asset value of the sub-fund and the performance of the Index.

MSCI World SRI Filtered PAB Index is an equity index based on the MSCI World index representative of the large and mid-cap stocks across 23 developed market countries (as of November 2021) (the "Parent Index"). The Index provides exposure to companies with outstanding Environmental, Social and Governance (ESG) ratings and excludes companies whose products have negative social or environmental impacts. Additionally, the Index aims to represent the performance of a strategy that reweights securities based upon the opportunities and risks associated with the climate transition to meet the EU Paris-aligned benchmark (EU PAB) regulation minimum requirements.

### What are the binding elements of the investment strategy used to select the investments to attain each of the environmental or social characteristics promoted by this financial product?

This is a passively managed ETF. Its investment strategy is to replicate the Index while minimizing the related tracking error.

MSCI World SRI Filtered PAB Index (the "Index") is constructed by applying a combination of values based exclusions and a best-in-class selection process to companies in the Parent Index and to meet the EU Paris-aligned benchmark (EU PAB) regulation minimum requirements.

First, securities of companies involved in business activities as per MSCI ESG Research including Nuclear, Tobacco, Alcohol, Gambling, Controversial Weapons, Conventional Weapons, Civilian Firearms, Oil & Gas, Thermal Coal, Fossil Fuel Reserves, Genetically Modified organisms (GMO) and Adult Entertainment are excluded.

The remaining companies are rated based on their ability to manage their ESG risks and opportunities and are given a rating which determines their eligibility for inclusion in the Index :

- Companies that are not existing constituents of the MSCI SRI Filtered PAB Indexes must have an MSCI ESG Rating of A or above and the MSCI ESG Controversies score of 4 or above to be eligible.
- Current constituents of the Index must have an MSCI ESG Rating of BB or above and the MSCI ESG Controversies score of 1 or above to remain eligible.

Then, a best-in-class selection process is applied to the remaining eligible securities in the selected universe. The Index targets sector weights consistent with those of the Parent Index. The methodology aims to include the securities of companies with the highest ESG ratings making up 25%

of the market capitalization in each Global Industry Classification Standard (GICS) sector of the Parent Index.

Securities are ranked based on the following criteria (in order):

- MSCI ESG Rating,
- ESG Trend (positive ESG trend preferred to neutral ESG Trend and neutral ESG Trend preferred to negative ESG Trend)
- current index membership (existing constituents are preferred over non-constituents),
- industry adjusted ESG scores, and - decreasing free float-adjusted market capitalization.

Securities of companies having faced very severe and severe controversies pertaining to Environmental issues as per MSCI are excluded.

MSCI applies on the remaining investment universe an optimization aimed at complying notably with the following constraints:

- Compliance with the EU Paris-aligned benchmark (EU PAB) regulation minimum requirements on carbon footprint reduction Carbon footprint reduction of 50% compared to the Parent Index Annual reduction of 7% of carbon footprint
  - Minimum allocation to "High Climate Impact Sector" as high as in the Parent Index
- The Product strategy is also relying on systematic exclusions policies (normative and sectorial) as further described in Amundi Responsible Investment policy.

● ***What is the committed minimum rate to reduce the scope of the investments considered prior to the application of that investment strategy?***

There is no committed minimum rate to reduce the scope of the investments considered prior to the application of that investment strategy.

● ***What is the policy to assess good governance practices of the investee companies?***

We rely on Amundi ESG scoring methodology. Amundi's ESG scoring is based on a proprietary ESG analysis framework, which accounts for 38 general and sector-specific criteria, including governance criteria. In the Governance dimension, we assess an issuer's ability to ensure an effective corporate governance framework that guarantees it will meet its long-term objectives (e.g. guaranteeing the issuer's value over the long term) The governance sub-criteria considered are: board structure, audit and control, remuneration, shareholders' rights, ethics, tax practices and ESG strategy

Amundi ESG Rating scale contains seven grades, ranging from A to G, where A is the best and G the worst rating. G-rated companies are excluded from our investment universe.



**Asset allocation** describes the share of investments in specific assets.

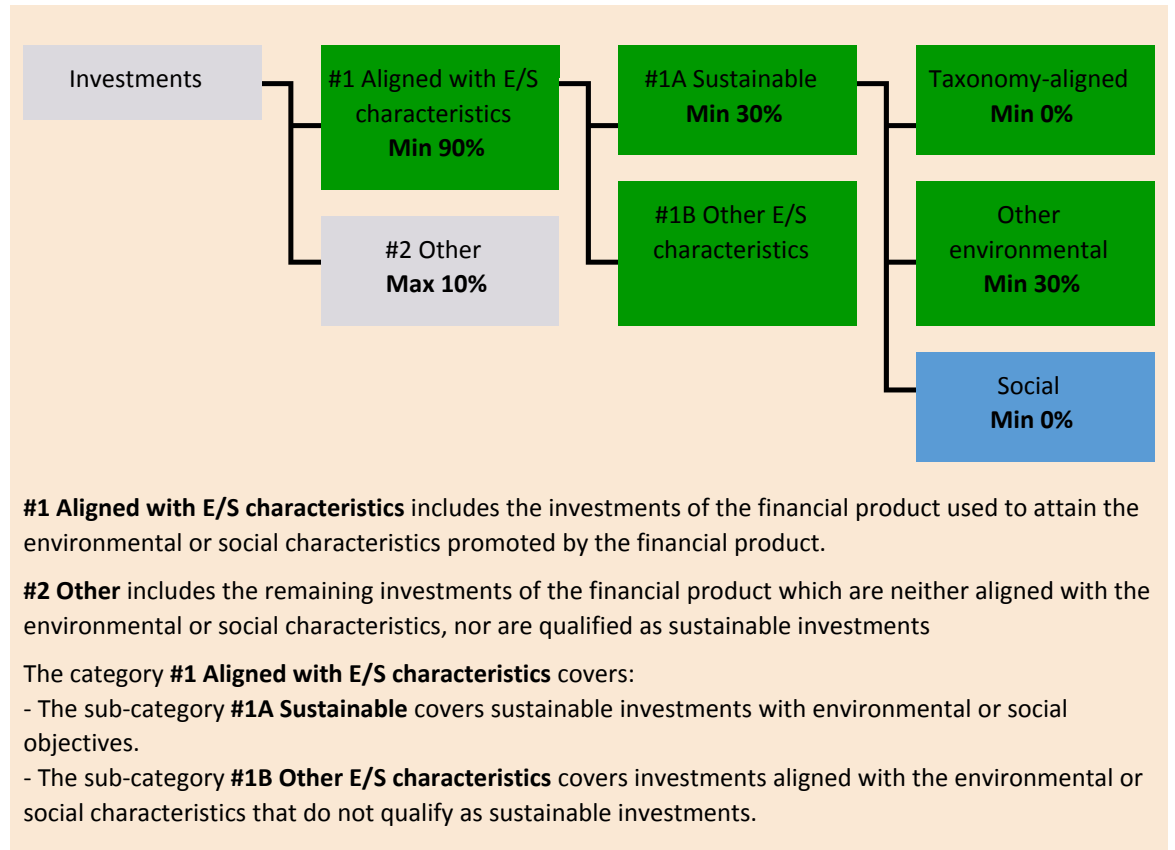
Taxonomy-aligned activities are expressed as a share of:

- **turnover** reflecting the share of revenue from green activities of investee companies
- **capital expenditure (CapEx)** showing the green investments made by investee companies, e.g. for a transition to a green economy.
- **operational expenditure (OpEx)** reflecting green operational activities of investee companies.

### What is the asset allocation planned for this financial product?

At least 90% of the Sub-Fund's securities and instruments will meet the promoted environmental or social characteristics in accordance with the binding elements of the Index methodology. Furthermore, the Sub-Fund commits to have a minimum of 30% of sustainable investments as per the below chart. Investments aligned with other E/S characteristics (#1B) will represent the difference between the actual proportion of investments aligned with environmental or social characteristics (#1) and the actual proportion of sustainable investments (#1A).

The planned proportion of other environmental investment represents a minimum of 30% (i) and may change as the actual proportions of Taxonomy-aligned and/or Social investments increase.



● **How does the use of derivatives attain the environmental or social characteristics promoted by the financial product?**

Derivatives are not used to attain the environmental and social characteristics promoted by the Sub-Fund.

### Enabling activities

directly enable other activities to make a substantial contribution to an environmental objective.

### Transitional activities

are activities for which low-carbon alternatives are not yet available and among others have greenhouse gas emission levels corresponding to the best performance.



## To what minimum extent are sustainable investments with an environmental objective aligned with the EU Taxonomy?

The sub-fund currently has no minimum commitment to sustainable investments with an environmental objective aligned with the EU Taxonomy. The Sub-Fund does not commit to make taxonomy-compliant investments in fossil gas and/or nuclear energy as illustrated below. Nevertheless, as part of the investment strategy, it may invest in companies that are also active in these industries. Such investments may or may not be taxonomy aligned.

### Does the financial product invest in fossil gas and/or nuclear energy related activities that comply with the EU Taxonomy ?

- Yes :
- In fossil gas
  - In nuclear energy
- No

The two graphs below show in green the minimum percentage of investments that are aligned with the EU Taxonomy. As there is no appropriate methodology to determine the Taxonomy-alignment of sovereign bonds\*, the first graph shows the Taxonomy alignment in relation to all the investments of the financial product including sovereign bonds, while the second graph shows the Taxonomy alignment only in relation to the investments of the financial product other than sovereign bonds.

#### 1. Taxonomy-alignment of investments including sovereign bonds\*

- Taxonomy-aligned (no fossil gas and nuclear)
- Non Taxonomy-aligned



#### 2. Taxonomy-alignment of investments excluding sovereign bonds\*

- Taxonomy-aligned (no fossil gas and nuclear)
- Non Taxonomy-aligned



This graph represents 100% of the total investments.\*\*

\* For the purpose of these graphs, 'sovereigns bonds' consist of all sovereign exposures

\*\* This percentage is purely indicative and may vary.

### What is the minimum share of investments in transitional and enabling activities?

The funds has no minimum proportion of investment in transitional or enabling activities.



are sustainable investments with an environmental objective that **do not take into account the criteria** for environmentally sustainable economic activities under the EU Taxonomy.



**What is the minimum share of sustainable investments with an environmental objective that are not aligned with the EU Taxonomy?**

The Sub-Fund will have a minimum commitment of 30% of Sustainable Investments with an environmental objective as indicated in this Annex with no commitment on their alignment with the EU Taxonomy.



**What is the minimum share of socially sustainable investments?**

The Sub-Fund has no minimum share of socially sustainable investments.



**What investments are included under “#2 Other”, what is their purpose and are there any minimum environmental or social safeguards?**

Included in "#2 Other" are cash and instruments for the purpose of liquidity and portfolio risk management. It may also include ESG unrated securities for which data needed for the measurement of attainment of environmental or social characteristics is not available.



**Reference benchmarks** are indexes to measure whether the financial products attain the environmental or social characteristics that they promote.

**Is a specific index designated as a reference benchmark to determine whether this financial product is aligned with the environmental and/or social characteristics that it promotes?**

Yes, the Index has been designated as a reference benchmark to determine whether the Sub-Fund is aligned with the environmental and/or social characteristics that it promotes.

● **How is the reference benchmark continuously aligned with each of the environmental or social characteristics promoted by the financial product?**

According to applicable regulations to index sponsors (including BMR), index sponsors should define appropriate controls/diligence when defining and/or operating index methodologies of regulated indexes.

● **How is the alignment of the investment strategy with the methodology of the index ensured on a continuous basis?**

The investment objective of the Sub-Fund is to track both the upward and downward evolution of the Index, while minimising the difference between the return of the Sub-Fund and the return of the Index.

● **How does the designated index differ from a relevant broad market index?**

MSCI World SRI Filtered PAB Index is an equity index based on the MSCI World index representative of the large and mid-cap stocks across 23 developed market countries (as of November 2021) (the "Parent Index"). The Index provides exposure to companies with outstanding Environmental, Social and Governance (ESG) ratings and excludes companies whose products have negative social or environmental impacts. Additionally, the Index aims to represent the performance of a strategy that reweights securities based upon the opportunities and risks associated with the climate transition to meet the EU Paris-aligned benchmark (EU PAB) regulation minimum requirements.

● **Where can the methodology used for the calculation of the designated index be found?**

Additional information on the Index can be found at <https://www.msci.com/index-methodology>



**Where can I find more product specific information online?**

Additional information on the Sub-Fund can be found at [www.amundi-etf.com](http://www.amundi-etf.com).

**Disclaimer**

15/10/2023.

**Pre-contractual disclosure for the financial products referred to in Article 8, paragraphs 1, 2 and 2a, of Regulation (EU) 2019/2088 and Article 6, first paragraph, of Regulation (EU) 2020/852**

**Sustainable investment**

means an investment in an economic activity that contributes to an environmental or social objective, provided that the investment does not significantly harm any environmental or social objective and that the investee companies follow good governance practices.

The **EU Taxonomy** is a classification system laid down in Regulation (EU) 2020/852, establishing a list of **environmentally sustainable economic activities**. That Regulation does not lay down a list of socially sustainable economic activities. Sustainable investments with an environmental objective might be aligned with the Taxonomy or not.



**Sustainability**

**indicators** measure how the environmental or social characteristics promoted by the financial product are attained.

**Product name:**  
AMUNDI INDEX EURO CORPORATE SRI 0-3 Y

**Legal entity identifier:**  
5493003U13Y6UYB5XW65

**Environmental and/or social characteristics**

**Does this financial product have a sustainable investment objective?**

**Yes**    **No**

It will make a minimum of **sustainable investments with an environmental objective: \_\_\_%**

in economic activities that qualify as environmentally sustainable under the EU Taxonomy

in economic activities that do not qualify as environmentally sustainable under the EU Taxonomy

It will make a minimum of **sustainable investments with a social objective: \_\_\_%**

**It promotes Environmental/Social (E/S) characteristics** and while it does not have as its objective a sustainable investment, it will have a minimum proportion of 20% of sustainable investments

with an environmental objective in economic activities that qualify as environmentally sustainable under the EU Taxonomy

with an environmental objective in economic activities that do not qualify as environmentally sustainable under the EU Taxonomy

with a social objective

It promotes E/S characteristics, but **will not make any sustainable investments**

**What environmental and/or social characteristics are promoted by this financial product?**

The Sub-Fund promotes environmental and/or social characteristics through among others, replicating an Index integrating an environmental, social and governance ("ESG") rating.

The Index methodology is constructed using a "Best-in-class approach": best ranked companies are selected to construct the Index.

"Best-in-class" is an approach where leading or best-performing investments are selected within a universe, industry sector or class. Using such Best-in-class approach, the Index follows an extra-financial approach significantly engaging that permits the reduction by at least 20% of the initial investment universe (expressed in number of issuers).

**What sustainability indicators are used to measure the attainment of each of the environmental or social characteristics promoted by this financial product?**

The MSCI ESG Rating is used to measure the attainment of each of the environmental and or social characteristic promoted by this financial product.

MSCI ESG Rating methodology uses a rules-based methodology designed to measure a company's resilience to long-term, industry material ESG risks. It is based on extra-financial ESG key issues that



focus on the intersection between a company's core business and the industry-specific issues that may create significant risks and opportunities for the company. The ESG key issues are weighted according to impact and time horizon of the risk or opportunity. The ESG key issues include for instance, but are not limited to, water stress, carbon emissions, labor management or business ethics.

More detailed on MSCI ESG Rating can be found on the following link:

<https://www.msci.com/documents/1296102/21901542/ESG-Ratings-Methodology-Exec-Summary.pdf>

More details on MSCI ESG Controversy score can be found on the following link:

<https://www.msci.com/documents/1296102/14524248/MSCI+ESG+Research+Controversies+Executive+Summary+Methodology+-+July+2020.pdf/b0a2bb88-2360-1728-b70e-2f0a889b6bd4>

More precisely, Bloomberg MSCI Euro Corporate ESG BBB+ Sustainability SRI 0-3 Year Index (the "Index") applies the following filters:

1. The securities composing the Index must have an MSCI ESG rating of BBB or higher.
2. Companies involved in business lines/activities\*: such as Alcohol, Tobacco, Gambling, Adult Entertainment, Genetically Modified organisms (GMO), Nuclear Power, Conventional and Controversial Weapons, Civilian Firearms, Thermal Coal or Fossil Fuels, as per the standard Bloomberg MSCI SRI screen, are excluded.
3. Companies with a "Red" MSCI ESG Impact Monitor score, which measures an issuer's involvement in major ESG controversies and how well they adhere to international norms and principles are excluded.

The remaining securities are weighted according to their total market capitalization, rescaled to maintain sector neutral allocation to its Parent Index. If after having applied the ESG filters, less than 20% of the total number of issuers in the eligible universe are excluded, then remaining issuers are ranked according to the following criteria:

- MSCI ESG Rating score (higher Ticker ESG Rating score preferred to remain in the index)
- MSCI ESG Controversies score (higher Ticker Controversies score preferred to remain in the index)

Then based on this ranking, issuers will be excluded from the index, until the number of excluded issuers is higher than 20% of the eligible universe total number of issuers.

\* For more information on the business lines/activities and the screen, please refer to the Index methodology available on [bloombergindices.com](http://bloombergindices.com)

● ***What are the objectives of the sustainable investments that the financial product partially intends to make and how does the sustainable investment contribute to such objectives?***

The objectives of the sustainable investments are to invest in investee companies that seek to meet two criteria:

- 1) follow best environmental and social practices; and
- 2) avoid making products or providing services that harm the environment and society.

In order for the investee company to be deemed to contribute to the above objective it must be a "best performer" within its sector of activity on at least one of its material environmental or social factors.

The definition of "best performer" relies on Amundi's proprietary ESG methodology which aims to measure the ESG performance of an investee company. In order to be considered a "best performer", an investee company must perform with the best top three rating (A, B or C, out of a rating scale going from A to G) within its sector on at least one material environmental or social factor. Material

environmental and social factors are identified at a sector level. The identification of material factors is based on Amundi ESG analysis framework which combines extra-financial data and qualitative analysis of associated sector and sustainability themes. Factors identified as material result in a contribution of more than 10% to the overall ESG score. For energy sector for example, material factors are: emissions and energy, biodiversity and pollution, health and security, local communities and human rights. For a more complete overview of sectors and factors, please refer to the Amundi ESG Regulatory Statement available at [www.amundi.lu](http://www.amundi.lu)

To contribute to the above objectives, the investee company should not have significant exposure to activities (e.g. tobacco, weapons, gambling, coal, aviation, meat production, fertilizer and pesticide manufacturing, single-use plastic production) not compatible with such criteria.

The sustainable nature of an investment is assessed at investee company level.

By applying the Amundi's above described Sustainable Investment definition to the Index constituents of this passively managed ETF Product, Amundi has determined that this Product has the minimum proportion of sustainable investments stated in page 1 above. However, please note that Amundi Sustainable Investment definition is not implemented at the Index methodology level.

**Principal adverse impacts** are the most significant negative impact of investment decisions on sustainability factors relating to environmental, social and employee matters, respect for human rights, anti-corruption and anti-bribery matters.

● ***How do the sustainable investments that the financial product partially intends to make, not cause significant harm to any environmental or social sustainable investment objective?***

To ensure sustainable investments do no significant harm ('DNSH'), Amundi utilises two filters:

The first DNSH test filter relies on monitoring the mandatory Principal Adverse Impacts indicators in Annex 1, Table 1 of the RTS where robust data is available (e.g. GHG intensity of investee companies) via a combination of indicators (e.g. carbon intensity) and specific thresholds or rules (e.g. that the investee company's carbon intensity does not belong to the last decile of the sector).

Amundi already considers specific Principle Adverse Impacts within its exclusion policy as part of Amundi's Responsible Investment Policy. These exclusions, which apply on the top of the tests detailed above, cover the following topics: exclusions on controversial weapons, Violations of UN Global Compact principles, coal and tobacco.

Beyond the specific sustainability factors covered in the first filter, Amundi has defined a second filter, which does not take the mandatory Principal Adverse Impact indicators above into account, in order to verify that the company does not badly perform from an overall environmental or social standpoint compared to other companies within its sector which corresponds to an environmental or social score superior or equal to E using Amundi's ESG rating.

***How have the indicators for adverse impacts on sustainability factors been taken into account?***

The indicators for adverse impacts have been taken into account as detailed in the first do not significant harm (DNSH) filter above:

The first DNSH filter relies on monitoring of mandatory Principal Adverse Impacts indicators in Annex 1, Table 1 of the RTS where robust data is available via the combination of following indicators and specific thresholds or rules:

- Have a CO2 intensity which does not belong to the last decile compared to other companies within its sector (only applies to high intensity sectors), and
- Have a Board of Directors' diversity which does not belong to the last decile compared to other companies within its sector, and
- Be cleared of any controversy in relation to work conditions and human rights.

- Be cleared of any controversy in relation to biodiversity and pollution

Amundi already considers specific Principle Adverse Impacts within its exclusion policy as part of Amundi's Responsible Investment Policy. These exclusions, which apply on the top of the tests detailed above, cover the following topics: exclusions on controversial weapons, Violations of UN Global Compact principles, coal and tobacco.

*How are the sustainable investments aligned with the OECD Guidelines for Multinational Enterprises and the UN Guiding Principles on Business and Human Rights? Details:*

The OECD Guidelines for Multinational Enterprises and the UN Guiding Principles on Business and Human Rights are integrated into our ESG scoring methodology. Our proprietary ESG rating tool assesses issuers using available data from our data providers. For example the model has a dedicated criteria called "Community Involvement & Human Rights" which is applied to all sectors in addition to other human rights linked criteria including socially responsible supply chains, working conditions, and labor relations. Furthermore, we conduct controversy monitoring on a, at minimum, quarterly basis which includes companies identified for human rights violations. When controversies arise, analysts will evaluate the situation and apply a score to the controversy (using our proprietary scoring methodology) and determine the best course of action. Controversy scores are updated quarterly to track the trend and remediation efforts

*The EU Taxonomy sets out a "do not significantly harm" principle by which Taxonomy-aligned investments should not significantly harm EU Taxonomy objectives and is accompanied by specific EU criteria.*

The "do not significantly harm" principle applies only to those investments underlying the financial product that take into account the EU criteria for environmentally sustainable economic activities. The investments underlying the remaining portion of this financial product do not take into account the EU criteria for environmentally sustainable economic activities.

*Any other sustainable investments must also not significantly harm any environmental or social objectives.*



### **Does this financial product consider principal adverse impacts on sustainability factors?**

**X** Yes, The Sub-Fund considers Principal Adverse Impacts as per Annex 1, Table 1 of the RTS applying to the Sub-Fund's strategy and relies on a combination of exclusion policies (normative and sectorial), engagement and voting approaches.

- Exclusion: Amundi has defined normative, activity-based and sector-based exclusion rules covering some of the key adverse sustainability indicators listed by the Disclosure Regulation.

- Engagement: Engagement is a continuous and purpose driven process aimed at influencing the activities or behavior of investee companies. The aim of engagement activities can fall into two categories : to engage an issuer to improve the way it integrates the environmental and social dimension, to engage an issuer to improve its impact on environmental, social, and human rights-related or other sustainability matters that are material to society and the global economy.

- Vote: Amundi's voting policy responds to an holistic analysis of all the long-term issues that may influence value creation, including material ESG issues. For more information please refer to Amundi's Voting Policy .

- Controversies monitoring: Amundi has developed a controversy tracking system that relies on three external data providers to systematically track controversies and their level of severity. This quantitative approach is then enriched with an in-depth assessment of each severe controversy, led by ESG analysts and the periodic review of its evolution. This approach applies to all of Amundi's funds.

For any indication on how mandatory Principal Adverse Impact indicators are used, please refer to the Amundi ESG Regulatory Statement available at [www.amundi.lu](http://www.amundi.lu)

No



### The Investment strategy guides

investment decisions based on factors such as investment objectives and risk tolerance.

### Good

governance practices include sound management structures, employee relations, remuneration of staff and tax compliance.

## What investment strategy does this financial product follow?

To track the performance of Bloomberg MSCI Euro Corporate ESG BBB+ Sustainability SRI 0-3 Year Index (the "Index"), and to minimize the tracking error between the net asset value of the sub-fund and the performance of the Index.

Bloomberg MSCI Euro Corporate ESG BBB+ Sustainability SRI 0-3 Year Index is a bond index representative of the investment grade, euro-denominated bonds universe that follows the rules of the Bloomberg Euro Aggregate Corporate Index (the "Parent Index") with a remaining maturity constraint of 0 & 3 years and applies additional sector and ESG criteria for security eligibility.

## What are the binding elements of the investment strategy used to select the investments to attain each of the environmental or social characteristics promoted by this financial product?

This is a passively managed ETF. Its investment strategy is to replicate the Index while minimizing the related tracking error.

Bloomberg MSCI Euro Corporate ESG BBB+ Sustainability SRI 0-3 Year Index (the "Index") applies the following filters:

1. The securities composing the Index must have an MSCI ESG rating of BBB or higher.
2. Companies involved in business lines/activities\*: such as Alcohol, Tobacco, Gambling, Adult Entertainment, Genetically Modified organisms (GMO), Nuclear Power, Conventional and Controversial Weapons, Civilian Firearms, Thermal Coal or Fossil Fuels, as per the standard Bloomberg MSCI SRI screen, are excluded.
3. Companies with a "Red" MSCI ESG Impact Monitor score, which measures an issuer's involvement in major ESG controversies and how well they adhere to international norms and principles are excluded.

The remaining securities are weighted according to their total market capitalization.

The remaining securities are weighted according to their total market capitalization, rescaled to maintain sector neutral allocation to its Parent Index. If after having applied the ESG filters, less than 20% of the total number of issuers in the eligible universe are excluded, then remaining issuers are ranked according to the following criteria:

- MSCI ESG Rating score (higher Ticker ESG Rating score preferred to remain in the index)
  - MSCI ESG Controversies score (higher Ticker Controversies score preferred to remain in the index)
- Then based on this ranking, issuers will be excluded from the index, until the number of excluded issuers is higher than 20% of the eligible universe total number of issuers.

\* For more information on the business lines/activities and the screen, please refer to the Index methodology available on [bloombergindices.com](http://bloombergindices.com)

The Product strategy is also relying on systematic exclusions policies (normative and sectorials) as further described in Amundi Responsible Investment policy.

● ***What is the committed minimum rate to reduce the scope of the investments considered prior to the application of that investment strategy?***

There is no committed minimum rate to reduce the scope of the investments considered prior to the application of that investment strategy.

● ***What is the policy to assess good governance practices of the investee companies?***

We rely on Amundi ESG scoring methodology. Amundi's ESG scoring is based on a proprietary ESG analysis framework, which accounts for 38 general and sector-specific criteria, including governance criteria. In the Governance dimension, we assess an issuer's ability to ensure an effective corporate governance framework that guarantees it will meet its long-term objectives (e.g. guaranteeing the issuer's value over the long term) The governance sub-criteria considered are: board structure, audit and control, remuneration, shareholders' rights, ethics, tax practices and ESG strategy

Amundi ESG Rating scale contains seven grades, ranging from A to G, where A is the best and G the worst rating. G-rated companies are excluded from our investment universe.



**Asset allocation** describes the share of investments in specific assets.

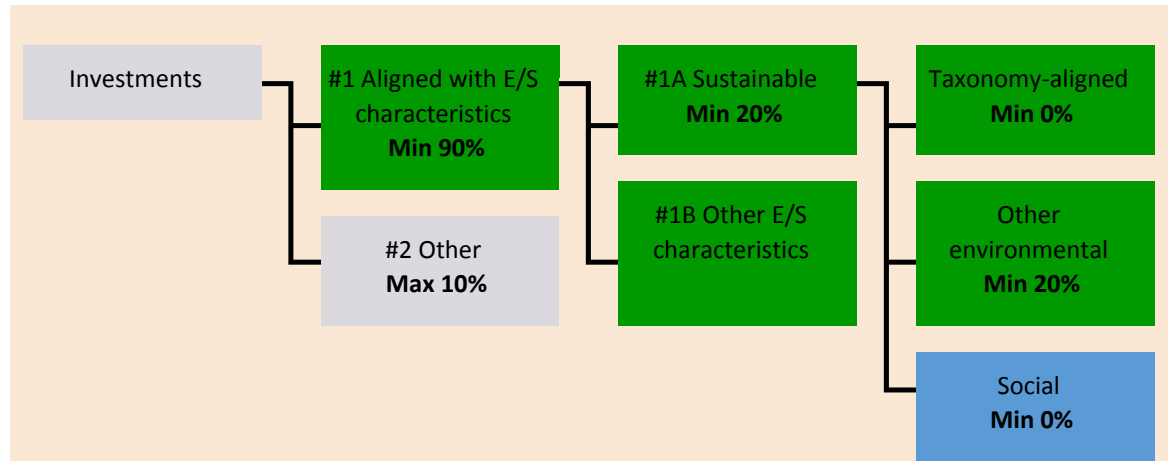
Taxonomy-aligned activities are expressed as a share of:

- **turnover** reflecting the share of revenue from green activities of investee companies
- **capital expenditure (CapEx)** showing the green investments made by investee companies, e.g. for a transition to a green economy.
- **operational expenditure (OpEx)** reflecting green operational activities of investee companies.

### What is the asset allocation planned for this financial product?

At least 90% of the Sub-Fund's securities and instruments will meet the promoted environmental or social characteristics in accordance with the binding elements of the Index methodology. Furthermore, the Sub-Fund commits to have a minimum of 20% of sustainable investments as per the below chart. Investments aligned with other E/S characteristics (#1B) will represent the difference between the actual proportion of investments aligned with environmental or social characteristics (#1) and the actual proportion of sustainable investments (#1A).

The planned proportion of other environmental investment represents a minimum of 20% (i) and may change as the actual proportions of Taxonomy-aligned and/or Social investments increase.



**#1 Aligned with E/S characteristics** includes the investments of the financial product used to attain the environmental or social characteristics promoted by the financial product.

**#2 Other** includes the remaining investments of the financial product which are neither aligned with the environmental or social characteristics, nor are qualified as sustainable investments

The category **#1 Aligned with E/S characteristics** covers:

- The sub-category **#1A Sustainable** covers sustainable investments with environmental or social objectives.
- The sub-category **#1B Other E/S characteristics** covers investments aligned with the environmental or social characteristics that do not qualify as sustainable investments.

### ● How does the use of derivatives attain the environmental or social characteristics promoted by the financial product?

Derivatives are not used to attain the environmental and social characteristics promoted by the Sub-Fund.

### Enabling activities

directly enable other activities to make a substantial contribution to an environmental objective.

### Transitional activities

are activities for which low-carbon alternatives are not yet available and among others have greenhouse gas emission levels corresponding to the best performance.



## To what minimum extent are sustainable investments with an environmental objective aligned with the EU Taxonomy?

The sub-fund currently has no minimum commitment to sustainable investments with an environmental objective aligned with the EU Taxonomy. The Sub-Fund does not commit to make taxonomy-compliant investments in fossil gas and/or nuclear energy as illustrated below. Nevertheless, as part of the investment strategy, it may invest in companies that are also active in these industries. Such investments may or may not be taxonomy aligned.

### Does the financial product invest in fossil gas and/or nuclear energy related activities that comply with the EU Taxonomy ?

Yes :

In fossil gas

In nuclear energy

No

The two graphs below show in green the minimum percentage of investments that are aligned with the EU Taxonomy. As there is no appropriate methodology to determine the Taxonomy-alignment of sovereign bonds\*, the first graph shows the Taxonomy alignment in relation to all the investments of the financial product including sovereign bonds, while the second graph shows the Taxonomy alignment only in relation to the investments of the financial product other than sovereign bonds.

#### 1. Taxonomy-alignment of investments including sovereign bonds\*

Taxonomy-aligned (no fossil gas and nuclear)

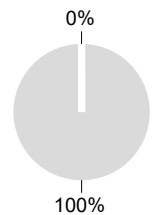
Non Taxonomy-aligned



#### 2. Taxonomy-alignment of investments excluding sovereign bonds\*

Taxonomy-aligned (no fossil gas and nuclear)

Non Taxonomy-aligned



This graph represents 100% of the total investments.\*\*

\* For the purpose of these graphs, 'sovereigns bonds' consist of all sovereign exposures

\*\* This percentage is purely indicative and may vary.

### What is the minimum share of investments in transitional and enabling activities?

The funds has no minimum proportion of investment in transitional or enabling activities.



are sustainable investments with an environmental objective that **do not take into account the criteria** for environmentally sustainable economic activities under the EU Taxonomy.



**What is the minimum share of sustainable investments with an environmental objective that are not aligned with the EU Taxonomy?**

The Sub-Fund will have a minimum commitment of 20% of Sustainable Investments with an environmental objective as indicated in this Annex with no commitment on their alignment with the EU Taxonomy.



**What is the minimum share of socially sustainable investments?**

The Sub-Fund has no minimum share of socially sustainable investments.



**What investments are included under “#2 Other”, what is their purpose and are there any minimum environmental or social safeguards?**

Included in "#2 Other" are cash and instruments for the purpose of liquidity and portfolio risk management. It may also include ESG unrated securities for which data needed for the measurement of attainment of environmental or social characteristics is not available.



**Reference benchmarks** are indexes to measure whether the financial products attain the environmental or social characteristics that they promote.

**Is a specific index designated as a reference benchmark to determine whether this financial product is aligned with the environmental and/or social characteristics that it promotes?**

Yes, the Index has been designated as a reference benchmark to determine whether the Sub-Fund is aligned with the environmental and/or social characteristics that it promotes.

● **How is the reference benchmark continuously aligned with each of the environmental or social characteristics promoted by the financial product?**

According to applicable regulations to index sponsors (including BMR), index sponsors should define appropriate controls/diligence when defining and/or operating index methodologies of regulated indexes.

● **How is the alignment of the investment strategy with the methodology of the index ensured on a continuous basis?**

The investment objective of the Sub-Fund is to track both the upward and downward evolution of the Index, while minimising the difference between the return of the Sub-Fund and the return of the Index.

● **How does the designated index differ from a relevant broad market index?**

Bloomberg MSCI Euro Corporate ESG BBB+ Sustainability SRI 0-3 Year Index is a bond index representative of the investment grade, euro-denominated bonds universe that follows the rules of the Bloomberg Euro Aggregate Corporate Index (the "Parent Index") with a remaining maturity constraint of 0 & 3 years and applies additional sector and ESG criteria for security eligibility.

● **Where can the methodology used for the calculation of the designated index be found?**

Additional information on the Index can be found at <https://www.bloomberg.com/professional/product/indices/bloomberg-fixed-income-indices/#/ucits>



**Where can I find more product specific information online?**

Additional information on the Sub-Fund can be found at [www.amundiETF.com](http://www.amundiETF.com).



**Disclaimer**

15/10/2023.

**Pre-contractual disclosure for the financial products referred to in Article 8, paragraphs 1, 2 and 2a, of Regulation (EU) 2019/2088 and Article 6, first paragraph, of Regulation (EU) 2020/852**

**Sustainable investment**

means an investment in an economic activity that contributes to an environmental or social objective, provided that the investment does not significantly harm any environmental or social objective and that the investee companies follow good governance practices.

The **EU Taxonomy** is a classification system laid down in Regulation (EU) 2020/852, establishing a list of **environmentally sustainable economic activities**. That Regulation does not lay down a list of socially sustainable economic activities. Sustainable investments with an environmental objective might be aligned with the Taxonomy or not.



**Sustainability**

**indicators** measure how the environmental or social characteristics promoted by the financial product are attained.

**Product name:**

AMUNDI INDEX MSCI EMERGING MARKETS SRI PAB

**Legal entity identifier:**

549300GISPIIUMKTYR80

**Environmental and/or social characteristics**

**Does this financial product have a sustainable investment objective?**

**Yes**

**No**

It will make a minimum of **sustainable investments with an environmental objective: \_\_\_%**

in economic activities that qualify as environmentally sustainable under the EU Taxonomy

in economic activities that do not qualify as environmentally sustainable under the EU Taxonomy

It will make a minimum of **sustainable investments with a social objective: \_\_\_%**

**It promotes Environmental/Social (E/S) characteristics** and while it does not have as its objective a sustainable investment, it will have a minimum proportion of 15% of sustainable investments

with an environmental objective in economic activities that qualify as environmentally sustainable under the EU Taxonomy

with an environmental objective in economic activities that do not qualify as environmentally sustainable under the EU Taxonomy

with a social objective

It promotes E/S characteristics, but **will not make any sustainable investments**

**What environmental and/or social characteristics are promoted by this financial product?**

The Sub-Fund promotes environmental and/or social characteristics through among others, replicating an Index that is meeting the minimum standards for EU Paris Aligned Benchmarks (EU PABs) under Regulation (EU) 2019/2089 amending Regulation (EU) 2016/1011. The law proposes the definitions of minimum standards for the methodology of any 'EU Paris Aligned' benchmark indices that would be aligned with the objectives of the Paris Agreement. The Index methodology align with certain criteria such as:

- A minimum reduction in Greenhouse Gas (GHG) intensity relative to Parent Index of 50%.
- A minimum self-decarbonization rate of GHG emissions intensity in accordance with the trajectory implied by Intergovernmental Panel on Climate Change's (IPCC) most ambitious 1.5°C scenario, equating to at least 7% GHG intensity reduction on average per annum

**What sustainability indicators are used to measure the attainment of each of the environmental or social characteristics promoted by this financial product?**

The weighted average greenhouse gas (GHG) intensity (the "WACI") is used to measure the attainment of each of the environmental or social characteristics promoted by this financial product.

The WACI is the weighted average of the Index components' greenhouse gas (GHG) emissions

(expressed in tCO2) divided by the enterprise value including cash.

The GHG emissions are divided into Scope 1, Scope 2, and Scope 3 emissions.

- Scope 1 emissions: those from sources owned or controlled by the company.
- Scope 2 emissions: those caused by the generation of electricity purchased by the company.
- Scope 3 emissions: include all other indirect emissions that occur in a company's value chain.

More precisely, MSCI EM (Emerging Markets) SRI Filtered PAB Index (the "Index") is constructed by applying a combination of values based exclusions and a best-in-class selection process to companies in the Parent Index and to meet the EU Paris-aligned benchmark (EU PAB) regulation minimum requirements.

First, securities of companies involved in business activities as per MSCI ESG Research including Nuclear, Tobacco, Alcohol, Gambling, Controversial Weapons, Conventional Weapons, Civilian Firearms, Oil & Gas, Thermal Coal, Fossil Fuel Reserves, Genetically Modified organisms (GMO) and Adult Entertainment are excluded.

The remaining companies are rated based on their ability to manage their ESG risks and opportunities and are given a rating which determines their eligibility for inclusion in the Index :

- Companies that are not existing constituents of the MSCI SRI Filtered PAB Indexes must have an MSCI ESG Rating of A or above and the MSCI ESG Controversies score of 4 or above to be eligible.
- Current constituents of the Index must have an MSCI ESG Rating of BB or above and the MSCI ESG Controversies score of 1 or above to remain eligible.

Then, a best-in-class selection process is applied to the remaining eligible securities in the selected universe. The Index targets sector weights consistent with those of the Parent Index. The methodology aims to include the securities of companies with the highest ESG ratings making up 25% of the market capitalization in each Global Industry Classification Standard (GICS) sector of the Parent Index. Securities are ranked based on the following criteria (in order):

- MSCI ESG Rating,
- ESG Trend (positive ESG trend preferred to neutral ESG Trend and neutral ESG Trend preferred to negative ESG Trend)
- current index membership (existing constituents are preferred over non-constituents),
- industry adjusted ESG scores, and
- decreasing free float-adjusted market capitalization.

Securities of companies having faced very severe and severe controversies pertaining to Environmental issues as per MSCI are excluded. MSCI applies on the remaining investment universe an optimization aimed at complying notably with the following constraints:

- Compliance with the EU Paris-aligned benchmark (EU PAB) regulation minimum requirements on carbon footprint reduction Carbon footprint reduction of 50% compared to the Parent Index Annual reduction of 7% of carbon footprint
- Minimum allocation to "High Climate Impact Sector" as high as in the Parent Index

● ***What are the objectives of the sustainable investments that the financial product partially intends to make and how does the sustainable investment contribute to such objectives?***

The objectives of the sustainable investments are to invest in investee companies that seek to meet two criteria:

- 1) follow best environmental and social practices; and
- 2) avoid making products or providing services that harm the environment and society.

In order for the investee company to be deemed to contribute to the above objective it must be a

"best performer" within its sector of activity on at least one of its material environmental or social factors.

The definition of "best performer" relies on Amundi's proprietary ESG methodology which aims to measure the ESG performance of an investee company. In order to be considered a "best performer", an investee company must perform with the best top three rating (A, B or C, out of a rating scale going from A to G) within its sector on at least one material environmental or social factor. Material environmental and social factors are identified at a sector level. The identification of material factors is based on Amundi ESG analysis framework which combines extra-financial data and qualitative analysis of associated sector and sustainability themes. Factors identified as material result in a contribution of more than 10% to the overall ESG score. For energy sector for example, material factors are: emissions and energy, biodiversity and pollution, health and security, local communities and human rights. For a more complete overview of sectors and factors, please refer to the Amundi ESG Regulatory Statement available at [www.amundi.lu](http://www.amundi.lu)

To contribute to the above objectives, the investee company should not have significant exposure to activities (e.g. tobacco, weapons, gambling, coal, aviation, meat production, fertilizer and pesticide manufacturing, single-use plastic production) not compatible with such criteria.

The sustainable nature of an investment is assessed at investee company level.

By applying the Amundi's above described Sustainable Investment definition to the Index constituents of this passively managed ETF Product, Amundi has determined that this Product has the minimum proportion of sustainable investments stated in page 1 above. However, please note that Amundi Sustainable Investment definition is not implemented at the Index methodology level.

**Principal adverse impacts** are the most significant negative impact of investment decisions on sustainability factors relating to environmental, social and employee matters, respect for human rights, anti-corruption and anti-bribery matters.

● ***How do the sustainable investments that the financial product partially intends to make, not cause significant harm to any environmental or social sustainable investment objective?***

To ensure sustainable investments do no significant harm ('DNSH'), Amundi utilises two filters:

The first DNSH test filter relies on monitoring the mandatory Principal Adverse Impacts indicators in Annex 1, Table 1 of the RTS where robust data is available (e.g. GHG intensity of investee companies) via a combination of indicators (e.g. carbon intensity) and specific thresholds or rules (e.g. that the investee company's carbon intensity does not belong to the last decile of the sector).

Amundi already considers specific Principle Adverse Impacts within its exclusion policy as part of Amundi's Responsible Investment Policy. These exclusions, which apply on the top of the tests detailed above, cover the following topics: exclusions on controversial weapons, Violations of UN Global Compact principles, coal and tobacco.

Beyond the specific sustainability factors covered in the first filter, Amundi has defined a second filter, which does not take the mandatory Principal Adverse Impact indicators above into account, in order to verify that the company does not badly perform from an overall environmental or social standpoint compared to other companies within its sector which corresponds to an environmental or social score superior or equal to E using Amundi's ESG rating.

***How have the indicators for adverse impacts on sustainability factors been taken into account?***

The indicators for adverse impacts have been taken into account as detailed in the first do not significant harm (DNSH) filter above:

The first DNSH filter relies on monitoring of mandatory Principal Adverse Impacts indicators in Annex 1, Table 1 of the RTS where robust data is available via the combination of following indicators and specific thresholds or rules:

- Have a CO2 intensity which does not belong to the last decile compared to other companies within its sector (only applies to high intensity sectors), and
- Have a Board of Directors' diversity which does not belong to the last decile compared to other companies within its sector, and
- Be cleared of any controversy in relation to work conditions and human rights.
- Be cleared of any controversy in relation to biodiversity and pollution

Amundi already considers specific Principle Adverse Impacts within its exclusion policy as part of Amundi's Responsible Investment Policy. These exclusions, which apply on the top of the tests detailed above, cover the following topics: exclusions on controversial weapons, Violations of UN Global Compact principles, coal and tobacco.

*How are the sustainable investments aligned with the OECD Guidelines for Multinational Enterprises and the UN Guiding Principles on Business and Human Rights? Details:*

The OECD Guidelines for Multinational Enterprises and the UN Guiding Principles on Business and Human Rights are integrated into our ESG scoring methodology. Our proprietary ESG rating tool assesses issuers using available data from our data providers. For example the model has a dedicated criteria called "Community Involvement & Human Rights" which is applied to all sectors in addition to other human rights linked criteria including socially responsible supply chains, working conditions, and labor relations. Furthermore, we conduct controversy monitoring on a, at minimum, quarterly basis which includes companies identified for human rights violations. When controversies arise, analysts will evaluate the situation and apply a score to the controversy (using our proprietary scoring methodology) and determine the best course of action. Controversy scores are updated quarterly to track the trend and remediation efforts

*The EU Taxonomy sets out a "do not significantly harm" principle by which Taxonomy-aligned investments should not significantly harm EU Taxonomy objectives and is accompanied by specific EU criteria.*

The "do not significantly harm" principle applies only to those investments underlying the financial product that take into account the EU criteria for environmentally sustainable economic activities. The investments underlying the remaining portion of this financial product do not take into account the EU criteria for environmentally sustainable economic activities.

*Any other sustainable investments must also not significantly harm any environmental or social objectives.*



**Does this financial product consider principal adverse impacts on sustainability factors?**

**X** Yes, The Sub-Fund considers Principal Adverse Impacts as per Annex 1, Table 1 of the RTS applying to the Sub-Fund's strategy and relies on a combination of exclusion policies (normative and sectorial), engagement and voting approaches.

- Exclusion: Amundi has defined normative, activity-based and sector-based exclusion rules covering some of the key adverse sustainability indicators listed by the Disclosure Regulation.

- Engagement: Engagement is a continuous and purpose driven process aimed at influencing the activities or behavior of investee companies. The aim of engagement activities can fall into two categories : to engage an issuer to improve the way it integrates the environmental and social

dimension, to engage an issuer to improve its impact on environmental, social, and human rights-related or other sustainability matters that are material to society and the global economy.

- Vote: Amundi's voting policy responds to an holistic analysis of all the long-term issues that may influence value creation, including material ESG issues. For more information please refer to Amundi's Voting Policy .

- Controversies monitoring: Amundi has developed a controversy tracking system that relies on three external data providers to systematically track controversies and their level of severity. This quantitative approach is then enriched with an in-depth assessment of each severe controversy, led by ESG analysts and the periodic review of its evolution. This approach applies to all of Amundi's funds.

For any indication on how mandatory Principal Adverse Impact indicators are used, please refer to the Amundi ESG Regulatory Statement available at [www.amundi.lu](http://www.amundi.lu)

No



#### The Investment strategy guides

investment decisions based on factors such as investment objectives and risk tolerance.

#### Good governance practices

include sound management structures, employee relations, remuneration of staff and tax compliance.

### What investment strategy does this financial product follow?

The Sub-Fund tracks the performance of MSCI EM (Emerging Markets) SRI Filtered PAB Index ("the Index"), and to minimize the tracking error between the net asset value of the sub-fund and the performance of the Index.

MSCI EM (Emerging Markets) SRI Filtered PAB Index is an equity index based on the MSCI Emerging Markets index representative of the large and mid-cap stocks across 27 emerging countries (as of November 2021) (the "Parent Index"). The index provides exposure to companies with outstanding Environmental, Social and Governance (ESG) ratings and excludes companies whose products have negative social or environmental impacts. Additionally, the Index aims to represent the performance of a strategy that reweights securities based upon the opportunities and risks associated with the climate transition to meet the EU Paris-aligned benchmark (EU PAB) regulation minimum requirements.

### What are the binding elements of the investment strategy used to select the investments to attain each of the environmental or social characteristics promoted by this financial product?

This is a passively managed ETF. Its investment strategy is to replicate the Index while minimizing the related tracking error.

MSCI EM (Emerging Markets) SRI Filtered PAB Index (the "Index") is constructed by applying a combination of values based exclusions and a best-in-class selection process to companies in the Parent Index and to meet the EU Paris-aligned benchmark (EU PAB) regulation minimum requirements.

First, securities of companies involved in business activities as per MSCI ESG Research including Nuclear, Tobacco, Alcohol, Gambling, Controversial Weapons, Conventional Weapons, Civilian Firearms, Oil & Gas, Thermal Coal, Fossil Fuel Reserves, Genetically Modified organisms (GMO) and Adult Entertainment are excluded.

The remaining companies are rated based on their ability to manage their ESG risks and opportunities and are given a rating which determines their eligibility for inclusion in the Index :

- Companies that are not existing constituents of the MSCI SRI Filtered PAB Indexes must have an MSCI ESG Rating of A or above and the MSCI ESG Controversies score of 4 or above to be eligible.
- Current constituents of the Index must have an MSCI ESG Rating of BB or above and the MSCI ESG Controversies score of 1 or above to remain eligible.

Then, a best-in-class selection process is applied to the remaining eligible securities in the selected universe. The Index targets sector weights consistent with those of the Parent Index. The methodology aims to include the securities of companies with the highest ESG ratings making up 25% of the market capitalization in each Global Industry Classification Standard (GICS) sector of the Parent Index. Securities are ranked based on the following criteria (in order):

- MSCI ESG Rating,
- ESG Trend (positive ESG trend preferred to neutral ESG Trend and neutral ESG Trend preferred to negative ESG Trend)
- current index membership (existing constituents are preferred over non-constituents),
- industry adjusted ESG scores, and
- decreasing free float-adjusted market capitalization.

Securities of companies having faced very severe and severe controversies pertaining to Environmental issues as per MSCI are excluded. MSCI applies on the remaining investment universe an optimization aimed at complying notably with the following constraints:

- Compliance with the EU Paris-aligned benchmark (EU PAB) regulation minimum requirements on carbon footprint reduction Carbon footprint reduction of 50% compared to the Parent Index Annual reduction of 7% of carbon footprint
- Minimum allocation to "High Climate Impact Sector" as high as in the Parent Index

The Product strategy is also relying on systematic exclusions policies (normative and sectorials) as further described in Amundi Responsible Investment policy.

● ***What is the committed minimum rate to reduce the scope of the investments considered prior to the application of that investment strategy?***

There is no committed minimum rate to reduce the scope of the investments considered prior to the application of that investment strategy.

● ***What is the policy to assess good governance practices of the investee companies?***

We rely on Amundi ESG scoring methodology. Amundi's ESG scoring is based on a proprietary ESG analysis framework, which accounts for 38 general and sector-specific criteria, including governance criteria. In the Governance dimension, we assess an issuer's ability to ensure an effective corporate governance framework that guarantees it will meet its long-term objectives (e.g. guaranteeing the issuer's value over the long term) The governance sub-criteria considered are: board structure, audit and control, remuneration, shareholders' rights, ethics, tax practices and ESG strategy

Amundi ESG Rating scale contains seven grades, ranging from A to G, where A is the best and G the worst rating. G-rated companies are excluded from our investment universe.



**Asset allocation** describes the share of investments in specific assets.

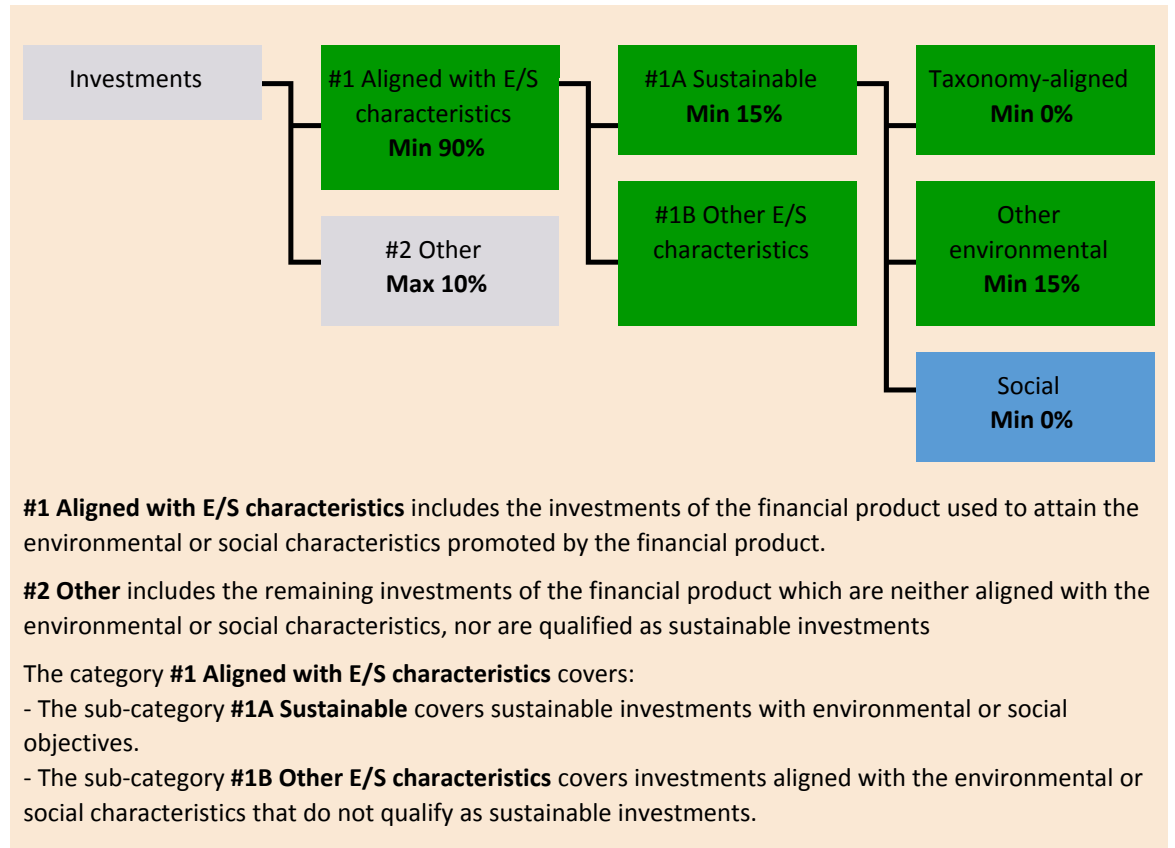
Taxonomy-aligned activities are expressed as a share of:

- **turnover** reflecting the share of revenue from green activities of investee companies
- **capital expenditure (CapEx)** showing the green investments made by investee companies, e.g. for a transition to a green economy.
- **operational expenditure (OpEx)** reflecting green operational activities of investee companies.

## What is the asset allocation planned for this financial product?

At least 90% of the Sub-Fund's securities and instruments will meet the promoted environmental or social characteristics in accordance with the binding elements of the Index methodology. Furthermore, the Sub-Fund commits to have a minimum of 15% of sustainable investments as per the below chart. Investments aligned with other E/S characteristics (#1B) will represent the difference between the actual proportion of investments aligned with environmental or social characteristics (#1) and the actual proportion of sustainable investments (#1A).

The planned proportion of other environmental investment represents a minimum of 15% (i) and may change as the actual proportions of Taxonomy-aligned and/or Social investments increase.



## ● How does the use of derivatives attain the environmental or social characteristics promoted by the financial product?

Derivatives are not used to attain the environmental and social characteristics promoted by the Sub-Fund.



### Enabling activities

directly enable other activities to make a substantial contribution to an environmental objective.

### Transitional activities

are activities for which low-carbon alternatives are not yet available and among others have greenhouse gas emission levels corresponding to the best performance.



## To what minimum extent are sustainable investments with an environmental objective aligned with the EU Taxonomy?

The sub-fund currently has no minimum commitment to sustainable investments with an environmental objective aligned with the EU Taxonomy. The Sub-Fund does not commit to make taxonomy-compliant investments in fossil gas and/or nuclear energy as illustrated below. Nevertheless, as part of the investment strategy, it may invest in companies that are also active in these industries. Such investments may or may not be taxonomy aligned.

### Does the financial product invest in fossil gas and/or nuclear energy related activities that comply with the EU Taxonomy ?

- Yes :
- In fossil gas
  - In nuclear energy
- No

The two graphs below show in green the minimum percentage of investments that are aligned with the EU Taxonomy. As there is no appropriate methodology to determine the Taxonomy-alignment of sovereign bonds\*, the first graph shows the Taxonomy alignment in relation to all the investments of the financial product including sovereign bonds, while the second graph shows the Taxonomy alignment only in relation to the investments of the financial product other than sovereign bonds.

#### 1. Taxonomy-alignment of investments including sovereign bonds\*

- Taxonomy-aligned (no fossil gas and nuclear)
- Non Taxonomy-aligned



#### 2. Taxonomy-alignment of investments excluding sovereign bonds\*

- Taxonomy-aligned (no fossil gas and nuclear)
- Non Taxonomy-aligned



This graph represents 100% of the total investments.\*\*

\* For the purpose of these graphs, 'sovereigns bonds' consist of all sovereign exposures

\*\* This percentage is purely indicative and may vary.

### What is the minimum share of investments in transitional and enabling activities?

The funds has no minimum proportion of investment in transitional or enabling activities.



are sustainable investments with an environmental objective that **do not take into account the criteria** for environmentally sustainable economic activities under the EU Taxonomy.



**What is the minimum share of sustainable investments with an environmental objective that are not aligned with the EU Taxonomy?**

The Sub-Fund will have a minimum commitment of 15% of Sustainable Investments with an environmental objective as indicated in this Annex with no commitment on their alignment with the EU Taxonomy.



**What is the minimum share of socially sustainable investments?**

The Sub-Fund has no minimum share of socially sustainable investments.



**What investments are included under “#2 Other”, what is their purpose and are there any minimum environmental or social safeguards?**

Included in "#2 Other" are cash and instruments for the purpose of liquidity and portfolio risk management. It may also include ESG unrated securities for which data needed for the measurement of attainment of environmental or social characteristics is not available.



**Reference benchmarks** are indexes to measure whether the financial products attain the environmental or social characteristics that they promote.

**Is a specific index designated as a reference benchmark to determine whether this financial product is aligned with the environmental and/or social characteristics that it promotes?**

Yes, the Index has been designated as a reference benchmark to determine whether the Sub-Fund is aligned with the environmental and/or social characteristics that it promotes.

● **How is the reference benchmark continuously aligned with each of the environmental or social characteristics promoted by the financial product?**

According to applicable regulations to index sponsors (including BMR), index sponsors should define appropriate controls/diligence when defining and/or operating index methodologies of regulated indexes.

● **How is the alignment of the investment strategy with the methodology of the index ensured on a continuous basis?**

The investment objective of the Sub-Fund is to track both the upward and downward evolution of the Index, while minimising the difference between the return of the Sub-Fund and the return of the Index.

● **How does the designated index differ from a relevant broad market index?**

MSCI EM (Emerging Markets) SRI Filtered PAB Index is an equity index based on the MSCI Emerging Markets index representative of the large and mid-cap stocks across 27 emerging countries (as of November 2021) (the "Parent Index"). The index provides exposure to companies with outstanding Environmental, Social and Governance (ESG) ratings and excludes companies whose products have negative social or environmental impacts. Additionally, the Index aims to represent the performance of a strategy that reweights securities based upon the opportunities and risks associated with the climate transition to meet the EU Paris-aligned benchmark (EU PAB) regulation minimum requirements.

● **Where can the methodology used for the calculation of the designated index be found?**

Additional information on the Index can be found at <https://www.msci.com/index-methodology>



**Where can I find more product specific information online?**

Additional information on the Sub-Fund can be found at [www.amundi-etf.com](http://www.amundi-etf.com).

**Disclaimer**

15/10/2023.

**Pre-contractual disclosure for the financial products referred to in Article 8, paragraphs 1, 2 and 2a, of Regulation (EU) 2019/2088 and Article 6, first paragraph, of Regulation (EU) 2020/852**

**Sustainable investment**

means an investment in an economic activity that contributes to an environmental or social objective, provided that the investment does not significantly harm any environmental or social objective and that the investee companies follow good governance practices.

The **EU Taxonomy** is a classification system laid down in Regulation (EU) 2020/852, establishing a list of **environmentally sustainable economic activities**. That Regulation does not lay down a list of socially sustainable economic activities. Sustainable investments with an environmental objective might be aligned with the Taxonomy or not.



**Sustainability indicators**

measure how the environmental or social characteristics promoted by the financial product are attained.

**Product name:**

AMUNDI iCPR EURO CORP CLIMATE PARIS ALIGNED PAB

**Legal entity identifier:**

213800SIHE6DBPL91S47

**Environmental and/or social characteristics**

**Does this financial product have a sustainable investment objective?**



**Yes**



**No**



It will make a minimum of **sustainable investments with an environmental objective: \_\_\_%**



in economic activities that qualify as environmentally sustainable under the EU Taxonomy



in economic activities that do not qualify as environmentally sustainable under the EU Taxonomy



It will make a minimum of **sustainable investments with a social objective: \_\_\_%**



**It promotes Environmental/Social (E/S) characteristics** and while it does not have as its objective a sustainable investment, it will have a minimum proportion of 20% of sustainable investments



with an environmental objective in economic activities that qualify as environmentally sustainable under the EU Taxonomy



with an environmental objective in economic activities that do not qualify as environmentally sustainable under the EU Taxonomy



with a social objective



It promotes E/S characteristics, but **will not make any sustainable investments**

**What environmental and/or social characteristics are promoted by this financial product?**

The Sub-Fund promotes environmental and/or social characteristics through among others, replicating an Index that is meeting the minimum standards for EU Paris Aligned Benchmarks (EU PABs) under Regulation (EU) 2019/2089 amending Regulation (EU) 2016/1011. The law proposes the definitions of minimum standards for the methodology of any 'EU Paris Aligned' benchmark indices that would be aligned with the objectives of the Paris Agreement. The Index methodology align with certain criteria such as:

- A minimum reduction in Greenhouse Gas (GHG) intensity relative to Parent Index of 50%.
- A minimum self-decarbonization rate of GHG emissions intensity in accordance with the trajectory implied by Intergovernmental Panel on Climate Change's (IPCC) most ambitious 1.5°C scenario, equating to at least 7% GHG intensity reduction on average per annum

**What sustainability indicators are used to measure the attainment of each of the environmental or social characteristics promoted by this financial product?**

The weighted average greenhouse gas (GHG) intensity (the "WACI") is used to measure the attainment of each of the environmental or social characteristics promoted by this financial product.

The WACI is the weighted average of the Index components' greenhouse gas (GHG) emissions

(expressed in tCO<sub>2</sub>) divided by the enterprise value including cash.

The GHG emissions are divided into Scope 1, Scope 2, and Scope 3 emissions.

- Scope 1 emissions: those from sources owned or controlled by the company.
- Scope 2 emissions: those caused by the generation of electricity purchased by the company.
- Scope 3 emissions: include all other indirect emissions that occur in a company's value chain.

More precisely, Solactive iCPR Climate Credit PAB Index (the "Index") aims to reduce its greenhouse gases (GHG) intensity by at least 50% when compared to the Parent Index, and is designed to meet the year on year 7% decarbonisation target.

The Index will be constructed as follows:

- The Applicable Universe includes all the existing constituents of the Parent Index (i.e. bonds issued by corporate issuers, denominated in Euro, with a fixed coupon, a maturity longer than 1 year, an amount outstanding higher than 500m EUR and an Investment Grade credit rating according to one of the following rating agency: S&P and Moody's).
- Then, the following filters are applied: securities which fulfill any of the below criteria will be excluded from the Applicable universe
  - Issued by a company with a CDP RATING lower than C-
  - Issued by a company with a CDP RATING lower than B- and without validated SBT Targets.
  - Issued by a company for which no emission data is available from CDP
  - Issued by a company which does not satisfy the UN Global Compact filter by Sustainalytics.
  - Companies which do not have all the required CDP or Sustainalytics data
  - Issued by a company which does not pass the Paris Aligned Filter as defined by CDP
  - Issued by companies involved in controversial activities including Tobacco, Coal, Oil & Gas, Thermal coal based power generation, Oil and Gas based power generation as well controversial weapons systems.

● ***What are the objectives of the sustainable investments that the financial product partially intends to make and how does the sustainable investment contribute to such objectives?***

The objectives of the sustainable investments are to invest in investee companies that seek to meet two criteria:

- 1) follow best environmental and social practices; and
- 2) avoid making products or providing services that harm the environment and society.

In order for the investee company to be deemed to contribute to the above objective it must be a "best performer" within its sector of activity on at least one of its material environmental or social factors.

The definition of "best performer" relies on Amundi's proprietary ESG methodology which aims to measure the ESG performance of an investee company. In order to be considered a "best performer", an investee company must perform with the best top three rating (A, B or C, out of a rating scale going from A to G) within its sector on at least one material environmental or social factor. Material environmental and social factors are identified at a sector level. The identification of material factors is based on Amundi ESG analysis framework which combines extra-financial data and qualitative analysis of associated sector and sustainability themes. Factors identified as material result in a contribution of more than 10% to the overall ESG score. For energy sector for example, material factors are: emissions and energy, biodiversity and pollution, health and security, local communities and human rights. For a more complete overview of sectors and factors, please refer to the Amundi ESG Regulatory Statement available at [www.amundi.lu](http://www.amundi.lu)

To contribute to the above objectives, the investee company should not have significant exposure to activities (e.g. tobacco, weapons, gambling, coal, aviation, meat production, fertilizer and pesticide manufacturing, single-use plastic production) not compatible with such criteria.

The sustainable nature of an investment is assessed at investee company level.

By applying the Amundi's above described Sustainable Investment definition to the Index constituents of this passively managed ETF Product, Amundi has determined that this Product has the minimum proportion of sustainable investments stated in page 1 above. However, please note that Amundi Sustainable Investment definition is not implemented at the Index methodology level.

**Principal adverse impacts** are the most significant negative impact of investment decisions on sustainability factors relating to environmental, social and employee matters, respect for human rights, anti-corruption and anti-bribery matters.

● ***How do the sustainable investments that the financial product partially intends to make, not cause significant harm to any environmental or social sustainable investment objective?***

To ensure sustainable investments do no significant harm ('DNSH'), Amundi utilises two filters:

The first DNSH test filter relies on monitoring the mandatory Principal Adverse Impacts indicators in Annex 1, Table 1 of the RTS where robust data is available (e.g. GHG intensity of investee companies) via a combination of indicators (e.g. carbon intensity) and specific thresholds or rules (e.g. that the investee company's carbon intensity does not belong to the last decile of the sector).

Amundi already considers specific Principle Adverse Impacts within its exclusion policy as part of Amundi's Responsible Investment Policy. These exclusions, which apply on the top of the tests detailed above, cover the following topics: exclusions on controversial weapons, Violations of UN Global Compact principles, coal and tobacco.

Beyond the specific sustainability factors covered in the first filter, Amundi has defined a second filter, which does not take the mandatory Principal Adverse Impact indicators above into account, in order to verify that the company does not badly perform from an overall environmental or social standpoint compared to other companies within its sector which corresponds to an environmental or social score superior or equal to E using Amundi's ESG rating.

***How have the indicators for adverse impacts on sustainability factors been taken into account?***

The indicators for adverse impacts have been taken into account as detailed in the first do not significant harm (DNSH) filter above:

The first DNSH filter relies on monitoring of mandatory Principal Adverse Impacts indicators in Annex 1, Table 1 of the RTS where robust data is available via the combination of following indicators and specific thresholds or rules:

- Have a CO2 intensity which does not belong to the last decile compared to other companies within its sector (only applies to high intensity sectors), and
- Have a Board of Directors' diversity which does not belong to the last decile compared to other companies within its sector, and
- Be cleared of any controversy in relation to work conditions and human rights.
- Be cleared of any controversy in relation to biodiversity and pollution

Amundi already considers specific Principle Adverse Impacts within its exclusion policy as part of Amundi's Responsible Investment Policy. These exclusions, which apply on the top of the tests detailed above, cover the following topics: exclusions on controversial weapons, Violations of UN Global Compact principles, coal and tobacco.

***How are the sustainable investments aligned with the OECD Guidelines for Multinational Enterprises and the UN Guiding Principles on Business and Human Rights? Details:***

The OECD Guidelines for Multinational Enterprises and the UN Guiding Principles on Business and Human Rights are integrated into our ESG scoring methodology. Our proprietary ESG rating tool assesses issuers using available data from our data providers. For example the model has a dedicated criteria called "Community Involvement & Human Rights" which is applied to all sectors in addition to other human rights linked criteria including socially responsible supply chains, working conditions, and labor relations. Furthermore, we conduct controversy monitoring on a, at minimum, quarterly basis which includes companies identified for human rights violations. When controversies arise, analysts will evaluate the situation and apply a score to the controversy (using our proprietary scoring methodology) and determine the best course of action. Controversy scores are updated quarterly to track the trend and remediation efforts

*The EU Taxonomy sets out a "do not significantly harm" principle by which Taxonomy-aligned investments should not significantly harm EU Taxonomy objectives and is accompanied by specific EU criteria.*

The "do not significantly harm" principle applies only to those investments underlying the financial product that take into account the EU criteria for environmentally sustainable economic activities. The investments underlying the remaining portion of this financial product do not take into account the EU criteria for environmentally sustainable economic activities.

*Any other sustainable investments must also not significantly harm any environmental or social objectives.*



#### **Does this financial product consider principal adverse impacts on sustainability factors?**

**X** Yes, The Sub-Fund considers Principal Adverse Impacts as per Annex 1, Table 1 of the RTS applying to the Sub-Fund's strategy and relies on a combination of exclusion policies (normative and sectorial), engagement and voting approaches.

- Exclusion: Amundi has defined normative, activity-based and sector-based exclusion rules covering some of the key adverse sustainability indicators listed by the Disclosure Regulation.

- Engagement: Engagement is a continuous and purpose driven process aimed at influencing the activities or behavior of investee companies. The aim of engagement activities can fall into two categories : to engage an issuer to improve the way it integrates the environmental and social dimension, to engage an issuer to improve its impact on environmental, social, and human rights-related or other sustainability matters that are material to society and the global economy.

- Vote: Amundi's voting policy responds to an holistic analysis of all the long-term issues that may influence value creation, including material ESG issues. For more information please refer to Amundi's Voting Policy .

- Controversies monitoring: Amundi has developed a controversy tracking system that relies on three external data providers to systematically track controversies and their level of severity. This quantitative approach is then enriched with an in-depth assessment of each severe controversy, led by ESG analysts and the periodic review of its evolution. This approach applies to all of Amundi's funds.

For any indication on how mandatory Principal Adverse Impact indicators are used, please refer to the Amundi ESG Regulatory Statement available at [www.amundi.lu](http://www.amundi.lu)

No



### The Investment strategy guides

investment decisions based on factors such as investment objectives and risk tolerance.

### Good

governance practices include sound management structures, employee relations, remuneration of staff and tax compliance.

## What investment strategy does this financial product follow?

The Sub-Fund tracks the performance of Solactive iCPR Climate Credit PAB Index ("the Index"), and to minimize the tracking error between the net asset value of the sub-fund and the performance of the Index.

Solactive iCPR Climate Credit PAB Index is a fixed income index based on the Solactive Euro IG Corporate Index ("Parent Index") representative of the corporate, fixed coupon, Euro denominated bonds, with an Investment Grade credit rating according to S&P or Moody's, with a maturity longer than 1 year and an amount outstanding higher than 500m EUR. The index aims to represent the performance of a strategy that reweights securities based upon the opportunities and risks associated with the climate transition to meet the EU Paris-aligned benchmark (EU PAB) label minimum requirements.

### ● **What are the binding elements of the investment strategy used to select the investments to attain each of the environmental or social characteristics promoted by this financial product?**

This is a passively managed ETF. Its investment strategy is to replicate the Index while minimizing the related tracking error.

Solactive iCPR Climate Credit PAB Index (the "Index") aims to reduce its greenhouse gases (GHG) intensity by at least 50% when compared to the Parent Index, and is designed to meet the year on year 7% decarbonisation target.

The Index will be constructed as follows:

- The Applicable Universe includes all the existing constituents of the Parent Index (i.e. bonds issued by corporate issuers, denominated in Euro, with a fixed coupon, a maturity longer than 1 year, an amount outstanding higher than 500m EUR and an Investment Grade credit rating according to one of the following rating agency: S&P and Moody's).
- Then, the following filters are applied: securities which fulfill any of the below criteria will be excluded from the Applicable universe
  - Issued by a company with a CDP RATING lower than C-
  - Issued by a company with a CDP RATING lower than B- and without validated SBT Targets.
  - Issued by a company for which no emission data is available from CDP
  - Issued by a company which does not satisfy the UN Global Compact filter by Sustainalytics.
  - Companies which do not have all the required CDP or Sustainalytics data
  - Issued by a company which does not pass the Paris Aligned Filter as defined by CDP
  - Issued by companies involved in controversial activities including Tobacco, Coal, Oil & Gas, Thermal coal based power generation, Oil and Gas based power generation as well controversial weapons systems.

The Product strategy is also relying on systematic exclusions policies (normative and sectorial) as further described in Amundi Responsible Investment policy.

### ● **What is the committed minimum rate to reduce the scope of the investments considered prior to the application of that investment strategy?**

There is no committed minimum rate to reduce the scope of the investments considered prior to the application of that investment strategy.

### ● **What is the policy to assess good governance practices of the investee companies?**

We rely on Amundi ESG scoring methodology. Amundi's ESG scoring is based on a proprietary ESG analysis framework, which accounts for 38 general and sector-specific criteria, including governance criteria. In the Governance dimension, we assess an issuer's ability to ensure an effective corporate governance framework that guarantees it will meet its long-term objectives (e.g. guaranteeing the issuer's value over the long term) The governance sub-criteria considered are: board structure, audit



and control, remuneration, shareholders' rights, ethics, tax practices and ESG strategy

Amundi ESG Rating scale contains seven grades, ranging from A to G, where A is the best and G the worst rating. G-rated companies are excluded from our investment universe.



**Asset allocation** describes the share of investments in specific assets.

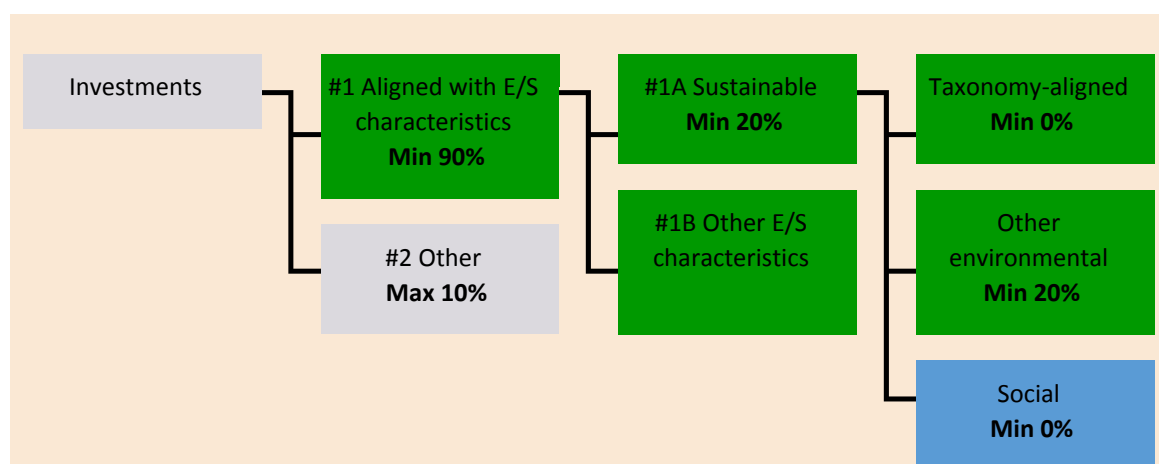
Taxonomy-aligned activities are expressed as a share of:

- **turnover** reflecting the share of revenue from green activities of investee companies
- **capital expenditure (CapEx)** showing the green investments made by investee companies, e.g. for a transition to a green economy.
- **operational expenditure (OpEx)** reflecting green operational activities of investee companies.

### What is the asset allocation planned for this financial product?

At least 90% of the Sub-Fund's securities and instruments will meet the promoted environmental or social characteristics in accordance with the binding elements of the Index methodology. Furthermore, the Sub-Fund commits to have a minimum of 20% of sustainable investments as per the below chart. Investments aligned with other E/S characteristics (#1B) will represent the difference between the actual proportion of investments aligned with environmental or social characteristics (#1) and the actual proportion of sustainable investments (#1A).

The planned proportion of other environmental investment represents a minimum of 20% (i) and may change as the actual proportions of Taxonomy-aligned and/or Social investments increase.



**#1 Aligned with E/S characteristics** includes the investments of the financial product used to attain the environmental or social characteristics promoted by the financial product.

**#2 Other** includes the remaining investments of the financial product which are neither aligned with the environmental or social characteristics, nor are qualified as sustainable investments

The category **#1 Aligned with E/S characteristics** covers:

- The sub-category **#1A Sustainable** covers sustainable investments with environmental or social objectives.
- The sub-category **#1B Other E/S characteristics** covers investments aligned with the environmental or social characteristics that do not qualify as sustainable investments.

### ● How does the use of derivatives attain the environmental or social characteristics promoted by the financial product?

Derivatives are not used to attain the environmental and social characteristics promoted by the Sub-Fund.

### Enabling activities

directly enable other activities to make a substantial contribution to an environmental objective.

### Transitional activities

are activities for which low-carbon alternatives are not yet available and among others have greenhouse gas emission levels corresponding to the best performance.



## To what minimum extent are sustainable investments with an environmental objective aligned with the EU Taxonomy?

The sub-fund currently has no minimum commitment to sustainable investments with an environmental objective aligned with the EU Taxonomy. The Sub-Fund does not commit to make taxonomy-compliant investments in fossil gas and/or nuclear energy as illustrated below. Nevertheless, as part of the investment strategy, it may invest in companies that are also active in these industries. Such investments may or may not be taxonomy aligned.

### Does the financial product invest in fossil gas and/or nuclear energy related activities that comply with the EU Taxonomy ?

Yes :

In fossil gas

In nuclear energy

No

The two graphs below show in green the minimum percentage of investments that are aligned with the EU Taxonomy. As there is no appropriate methodology to determine the Taxonomy-alignment of sovereign bonds\*, the first graph shows the Taxonomy alignment in relation to all the investments of the financial product including sovereign bonds, while the second graph shows the Taxonomy alignment only in relation to the investments of the financial product other than sovereign bonds.

#### 1. Taxonomy-alignment of investments including sovereign bonds\*

Taxonomy-aligned (no fossil gas and nuclear)

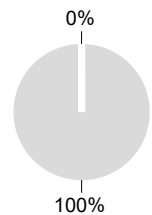
Non Taxonomy-aligned



#### 2. Taxonomy-alignment of investments excluding sovereign bonds\*

Taxonomy-aligned (no fossil gas and nuclear)

Non Taxonomy-aligned



This graph represents 100% of the total investments.\*\*

\* For the purpose of these graphs, 'sovereigns bonds' consist of all sovereign exposures

\*\* This percentage is purely indicative and may vary.

### What is the minimum share of investments in transitional and enabling activities?

The funds has no minimum proportion of investment in transitional or enabling activities.



are sustainable investments with an environmental objective that **do not take into account the criteria** for environmentally sustainable economic activities under the EU Taxonomy.



**What is the minimum share of sustainable investments with an environmental objective that are not aligned with the EU Taxonomy?**

The Sub-Fund will have a minimum commitment of 20% of Sustainable Investments with an environmental objective as indicated in this Annex with no commitment on their alignment with the EU Taxonomy.



**What is the minimum share of socially sustainable investments?**

The Sub-Fund has no minimum share of socially sustainable investments.



**What investments are included under “#2 Other”, what is their purpose and are there any minimum environmental or social safeguards?**

Included in "#2 Other" are cash and instruments for the purpose of liquidity and portfolio risk management. It may also include ESG unrated securities for which data needed for the measurement of attainment of environmental or social characteristics is not available.



**Reference benchmarks** are indexes to measure whether the financial products attain the environmental or social characteristics that they promote.

**Is a specific index designated as a reference benchmark to determine whether this financial product is aligned with the environmental and/or social characteristics that it promotes?**

Yes, the Index has been designated as a reference benchmark to determine whether the Sub-Fund is aligned with the environmental and/or social characteristics that it promotes.

● ***How is the reference benchmark continuously aligned with each of the environmental or social characteristics promoted by the financial product?***

According to applicable regulations to index sponsors (including BMR), index sponsors should define appropriate controls/diligence when defining and/or operating index methodologies of regulated indexes.

● ***How is the alignment of the investment strategy with the methodology of the index ensured on a continuous basis?***

The investment objective of the Sub-Fund is to track both the upward and downward evolution of the Index, while minimising the difference between the return of the Sub-Fund and the return of the Index.

● ***How does the designated index differ from a relevant broad market index?***

Solactive iCPR Climate Credit PAB Index is a fixed income index based on the Solactive Euro IG Corporate Index ("Parent Index") representative of the corporate, fixed coupon, Euro denominated bonds, with an Investment Grade credit rating according to S&P or Moody's, with a maturity longer than 1 year and an amount outstanding higher than 500m EUR. The index aims to represent the performance of a strategy that reweights securities based upon the opportunities and risks associated with the climate transition to meet the EU Paris-aligned benchmark (EU PAB) label minimum requirements.

● ***Where can the methodology used for the calculation of the designated index be found?***

Additional information on the Index can be found at <https://www.solactive.com/indices/>



**Where can I find more product specific information online?**

Additional information on the Sub-Fund can be found at [www.amundi-etf.com](http://www.amundi-etf.com).

**Disclaimer**

15/10/2023.

**Pre-contractual disclosure for the financial products referred to in Article 8, paragraphs 1, 2 and 2a, of Regulation (EU) 2019/2088 and Article 6, first paragraph, of Regulation (EU) 2020/852**

**Sustainable investment**

means an investment in an economic activity that contributes to an environmental or social objective, provided that the investment does not significantly harm any environmental or social objective and that the investee companies follow good governance practices.

The **EU Taxonomy** is a classification system laid down in Regulation (EU) 2020/852, establishing a list of **environmentally sustainable economic activities**. That Regulation does not lay down a list of socially sustainable economic activities. Sustainable investments with an environmental objective might be aligned with the Taxonomy or not.



**Sustainability**

**indicators** measure how the environmental or social characteristics promoted by the financial product are attained.

**Product name:**

AMUNDI INDEX MSCI NORTH AMERICA ESG BROAD CTB

**Legal entity identifier:**

2221009K64OHGR1O8Z36

**Environmental and/or social characteristics**

**Does this financial product have a sustainable investment objective?**

**Yes**

**No**

It will make a minimum of **sustainable investments with an environmental objective: \_\_\_%**

in economic activities that qualify as environmentally sustainable under the EU Taxonomy

in economic activities that do not qualify as environmentally sustainable under the EU Taxonomy

It will make a minimum of **sustainable investments with a social objective: \_\_\_%**

**It promotes Environmental/Social (E/S) characteristics** and while it does not have as its objective a sustainable investment, it will have a minimum proportion of 15% of sustainable investments

with an environmental objective in economic activities that qualify as environmentally sustainable under the EU Taxonomy

with an environmental objective in economic activities that do not qualify as environmentally sustainable under the EU Taxonomy

with a social objective

It promotes E/S characteristics, but **will not make any sustainable investments**

**What environmental and/or social characteristics are promoted by this financial product?**

The Sub-Fund promotes environmental and/or social characteristics through among others, replicating an Index that is meeting the minimum standards for EU Climate Transition Benchmarks (EU CTBs) under Regulation (EU) 2019/2089 amending Regulation (EU) 2016/1011. The law proposes the definitions of minimum standards for the methodology of any 'EU Climate Transition' benchmark indices that would be aligned with the objectives of the Paris Agreement. The Index methodology align with certain criteria such as:

- A minimum reduction in Greenhouse Gas (GHG) intensity relative to Parent Index of 30%.
- A minimum self-decarbonization rate of GHG emissions intensity in accordance with the trajectory implied by Intergovernmental Panel on Climate Change's (IPCC) most ambitious 1.5°C scenario, equating to at least 7% GHG intensity reduction on average per annum.

**What sustainability indicators are used to measure the attainment of each of the environmental or social characteristics promoted by this financial product?**

The weighted average greenhouse gas (GHG) intensity (the "WACI") is used to measure the attainment of each of the environmental or social characteristics promoted by this financial product.

The WACI is the weighted average of the Index components' greenhouse gas (GHG) emissions

(expressed in tCO<sub>2</sub>) divided by the enterprise value including cash.

The GHG emissions are divided into Scope 1, Scope 2, and Scope 3 emissions.

- Scope 1 emissions: those from sources owned or controlled by the company.
- Scope 2 emissions: those caused by the generation of electricity purchased by the company.
- Scope 3 emissions: include all other indirect emissions that occur in a company's value chain.

More precisely, MSCI North America ESG Broad CTB Select Index is constructed by applying a combination of values based exclusions and an optimization process to increase the ESG score compared to the Parent Index and to meet the EU Climate Transition Benchmark (EU CTB) regulation minimum requirements while targeting a similar risk profile to the Parent Index.

First, securities of companies involved in business activities as per MSCI ESG Research\* including Nuclear Weapons, Tobacco, Controversial Weapons, Oil Sands, Thermal Coal and/or Unconventional Oil & Gas including Arctic Drilling are excluded, together with companies rated as 'Red Flag' MSCI ESG controversies\*\* and 'Environmental Orange Flag' controversies.

Second, MSCI applies on the remaining investment universe an optimization aimed at maximizing the average MSCI ESG Score\*\*\* of this universe while complying with the following constraints:

1. Compliance with the EU CTB regulation minimum requirements on carbon footprint reduction
  - Carbon footprint reduction of 30% compared to the Parent Index
  - Annual reduction of 7% of carbon footprint
2. Minimum allocation to "High Climate Impact Sector" as high as in the Parent Index
3. Targeting an ex ante tracking-error level of 0.75%

In the case where the three constraints are not compatible, MSCI will relax the constraints and notably increase the ex-ante tracking-error level by 0.1% incremental steps.

The weight of each security in the Index is determined by the optimization process so as to comply with the above mentioned constraints.

The maximum weight of any security in the Index is set as the weight of this security in the Parent Index + 2%.

\*For more information on the business activities and the screen, please refer to the Index methodology available on msci.com.

\*\*MSCI ESG Controversies provides assessments of controversies concerning the negative environmental, social, and/or governance impact of company operations, products and services

\*\*\*MSCI ESG Ratings provides research, analysis and ratings of how well companies manage environmental, social and governance risks and opportunities.

● ***What are the objectives of the sustainable investments that the financial product partially intends to make and how does the sustainable investment contribute to such objectives?***

The objectives of the sustainable investments are to invest in investee companies that seek to meet two criteria:

- 1) follow best environmental and social practices; and
- 2) avoid making products or providing services that harm the environment and society.

In order for the investee company to be deemed to contribute to the above objective it must be a "best performer" within its sector of activity on at least one of its material environmental or social factors.

The definition of "best performer" relies on Amundi's proprietary ESG methodology which aims to

measure the ESG performance of an investee company. In order to be considered a "best performer", an investee company must perform with the best top three rating (A, B or C, out of a rating scale going from A to G) within its sector on at least one material environmental or social factor. Material environmental and social factors are identified at a sector level. The identification of material factors is based on Amundi ESG analysis framework which combines extra-financial data and qualitative analysis of associated sector and sustainability themes. Factors identified as material result in a contribution of more than 10% to the overall ESG score. For energy sector for example, material factors are: emissions and energy, biodiversity and pollution, health and security, local communities and human rights. For a more complete overview of sectors and factors, please refer to the Amundi ESG Regulatory Statement available at [www.amundi.lu](http://www.amundi.lu)

To contribute to the above objectives, the investee company should not have significant exposure to activities (e.g. tobacco, weapons, gambling, coal, aviation, meat production, fertilizer and pesticide manufacturing, single-use plastic production) not compatible with such criteria.

The sustainable nature of an investment is assessed at investee company level.

By applying the Amundi's above described Sustainable Investment definition to the Index constituents of this passively managed ETF Product, Amundi has determined that this Product has the minimum proportion of sustainable investments stated in page 1 above. However, please note that Amundi Sustainable Investment definition is not implemented at the Index methodology level.

**Principal adverse impacts** are the most significant negative impact of investment decisions on sustainability factors relating to environmental, social and employee matters, respect for human rights, anti-corruption and anti-bribery matters.

● ***How do the sustainable investments that the financial product partially intends to make, not cause significant harm to any environmental or social sustainable investment objective?***

To ensure sustainable investments do no significant harm ('DNSH'), Amundi utilises two filters:

The first DNSH test filter relies on monitoring the mandatory Principal Adverse Impacts indicators in Annex 1, Table 1 of the RTS where robust data is available (e.g. GHG intensity of investee companies) via a combination of indicators (e.g. carbon intensity) and specific thresholds or rules (e.g. that the investee company's carbon intensity does not belong to the last decile of the sector).

Amundi already considers specific Principle Adverse Impacts within its exclusion policy as part of Amundi's Responsible Investment Policy. These exclusions, which apply on the top of the tests detailed above, cover the following topics: exclusions on controversial weapons, Violations of UN Global Compact principles, coal and tobacco.

Beyond the specific sustainability factors covered in the first filter, Amundi has defined a second filter, which does not take the mandatory Principal Adverse Impact indicators above into account, in order to verify that the company does not badly perform from an overall environmental or social standpoint compared to other companies within its sector which corresponds to an environmental or social score superior or equal to E using Amundi's ESG rating.

***How have the indicators for adverse impacts on sustainability factors been taken into account?***

The indicators for adverse impacts have been taken into account as detailed in the first do not significant harm (DNSH) filter above:

The first DNSH filter relies on monitoring of mandatory Principal Adverse Impacts indicators in Annex 1, Table 1 of the RTS where robust data is available via the combination of following indicators and specific thresholds or rules:

- Have a CO2 intensity which does not belong to the last decile compared to other companies within its sector (only applies to high intensity sectors), and
- Have a Board of Directors' diversity which does not belong to the last decile compared to other

companies within its sector, and

- Be cleared of any controversy in relation to work conditions and human rights.
- Be cleared of any controversy in relation to biodiversity and pollution

Amundi already considers specific Principle Adverse Impacts within its exclusion policy as part of Amundi's Responsible Investment Policy. These exclusions, which apply on the top of the tests detailed above, cover the following topics: exclusions on controversial weapons, Violations of UN Global Compact principles, coal and tobacco.

*How are the sustainable investments aligned with the OECD Guidelines for Multinational Enterprises and the UN Guiding Principles on Business and Human Rights? Details:*

The OECD Guidelines for Multinational Enterprises and the UN Guiding Principles on Business and Human Rights are integrated into our ESG scoring methodology. Our proprietary ESG rating tool assesses issuers using available data from our data providers. For example the model has a dedicated criteria called "Community Involvement & Human Rights" which is applied to all sectors in addition to other human rights linked criteria including socially responsible supply chains, working conditions, and labor relations. Furthermore, we conduct controversy monitoring on a, at minimum, quarterly basis which includes companies identified for human rights violations. When controversies arise, analysts will evaluate the situation and apply a score to the controversy (using our proprietary scoring methodology) and determine the best course of action. Controversy scores are updated quarterly to track the trend and remediation efforts

*The EU Taxonomy sets out a "do not significantly harm" principle by which Taxonomy-aligned investments should not significantly harm EU Taxonomy objectives and is accompanied by specific EU criteria.*

The "do not significantly harm" principle applies only to those investments underlying the financial product that take into account the EU criteria for environmentally sustainable economic activities. The investments underlying the remaining portion of this financial product do not take into account the EU criteria for environmentally sustainable economic activities.

*Any other sustainable investments must also not significantly harm any environmental or social objectives.*



#### **Does this financial product consider principal adverse impacts on sustainability factors?**

**X** Yes, The Sub-Fund considers Principal Adverse Impacts as per Annex 1, Table 1 of the RTS applying to the Sub-Fund's strategy and relies on a combination of exclusion policies (normative and sectorial), engagement and voting approaches.

- Exclusion: Amundi has defined normative, activity-based and sector-based exclusion rules covering some of the key adverse sustainability indicators listed by the Disclosure Regulation.

- Engagement: Engagement is a continuous and purpose driven process aimed at influencing the activities or behavior of investee companies. The aim of engagement activities can fall into two categories : to engage an issuer to improve the way it integrates the environmental and social dimension, to engage an issuer to improve its impact on environmental, social, and human rights-related or other sustainability matters that are material to society and the global economy.

- Vote: Amundi's voting policy responds to an holistic analysis of all the long-term issues that may influence value creation, including material ESG issues. For more information please refer to



Amundi's Voting Policy .

- Controversies monitoring: Amundi has developed a controversy tracking system that relies on three external data providers to systematically track controversies and their level of severity. This quantitative approach is then enriched with an in-depth assessment of each severe controversy, led by ESG analysts and the periodic review of its evolution. This approach applies to all of Amundi's funds.

For any indication on how mandatory Principal Adverse Impact indicators are used, please refer to the Amundi ESG Regulatory Statement available at [www.amundi.lu](http://www.amundi.lu)

No



### The Investment strategy guides

investment decisions based on factors such as investment objectives and risk tolerance.

### Good

**governance** practices include sound management structures, employee relations, remuneration of staff and tax compliance.

## What investment strategy does this financial product follow?

To track the performance of MSCI North America ESG Broad CTB Select Index (the "Index"), and to minimize the tracking error between the net asset value of the sub-fund and the performance of the Index.

MSCI North America ESG Broad CTB Select Index is an equity index based on the MSCI North America Index representative of the large and mid-cap segments of the US and Canada markets (the "Parent Index"). The Index excludes companies whose products have negative social or environmental impacts, while overweighting companies with strong ESG Score. Additionally, the Index aims to represent the performance of a strategy that reweights securities based upon the opportunities and risks associated with the climate transition to meet the EU Climate Transition Benchmark (EU CTB) regulation minimum requirements.

### ● **What are the binding elements of the investment strategy used to select the investments to attain each of the environmental or social characteristics promoted by this financial product?**

This is a passively managed ETF. Its investment strategy is to replicate the Index while minimizing the related tracking error.

MSCI North America ESG Broad CTB Select Index is constructed by applying a combination of values based exclusions and an optimization process to increase the ESG score compared to the Parent Index and to meet the EU Climate Transition Benchmark (EU CTB) regulation minimum requirements while targeting a similar risk profile to the Parent Index.

First, securities of companies involved in business activities as per MSCI ESG Research\* including Nuclear Weapons, Tobacco, Controversial Weapons, Oil Sands, Thermal Coal and/or Unconventional Oil & Gas including Arctic Drilling are excluded, together with companies rated as 'Red Flag' MSCI ESG controversies\*\* and 'Environmental Orange Flag' controversies.

Second, MSCI applies on the remaining investment universe an optimization aimed at maximizing the average MSCI ESG Score\*\*\* of this universe while complying with the following constraints:

1. Compliance with the EU CTB regulation minimum requirements on carbon footprint reduction
  - Carbon footprint reduction of 30% compared to the Parent Index
  - Annual reduction of 7% of carbon footprint
2. Minimum allocation to "High Climate Impact Sector" as high as in the Parent Index
3. Targeting an ex ante tracking-error level of 0.75%

In the case where the three constraints are not compatible, MSCI will relax the constraints and

notably increase the ex-ante tracking-error level by 0.1% incremental steps.

The weight of each security in the Index is determined by the optimization process so as to comply with the above mentioned constraints.

The maximum weight of any security in the Index is set as the weight of this security in the Parent Index + 2%.

\*For more information on the business activities and the screen, please refer to the Index methodology available on msci.com.

\*\*MSCI ESG Controversies provides assessments of controversies concerning the negative environmental, social, and/or governance impact of company operations, products and services

\*\*\*MSCI ESG Ratings provides research, analysis and ratings of how well companies manage environmental, social and governance risks and opportunities.

The Product strategy is also relying on systematic exclusions policies (normative and sectorials) as further described in Amundi Responsible Investment policy.

● ***What is the committed minimum rate to reduce the scope of the investments considered prior to the application of that investment strategy?***

There is no committed minimum rate to reduce the scope of the investments considered prior to the application of that investment strategy.

● ***What is the policy to assess good governance practices of the investee companies?***

We rely on Amundi ESG scoring methodology. Amundi's ESG scoring is based on a proprietary ESG analysis framework, which accounts for 38 general and sector-specific criteria, including governance criteria. In the Governance dimension, we assess an issuer's ability to ensure an effective corporate governance framework that guarantees it will meet its long-term objectives (e.g. guaranteeing the issuer's value over the long term) The governance sub-criteria considered are: board structure, audit and control, remuneration, shareholders' rights, ethics, tax practices and ESG strategy

Amundi ESG Rating scale contains seven grades, ranging from A to G, where A is the best and G the worst rating. G-rated companies are excluded from our investment universe.



**Asset allocation** describes the share of investments in specific assets.

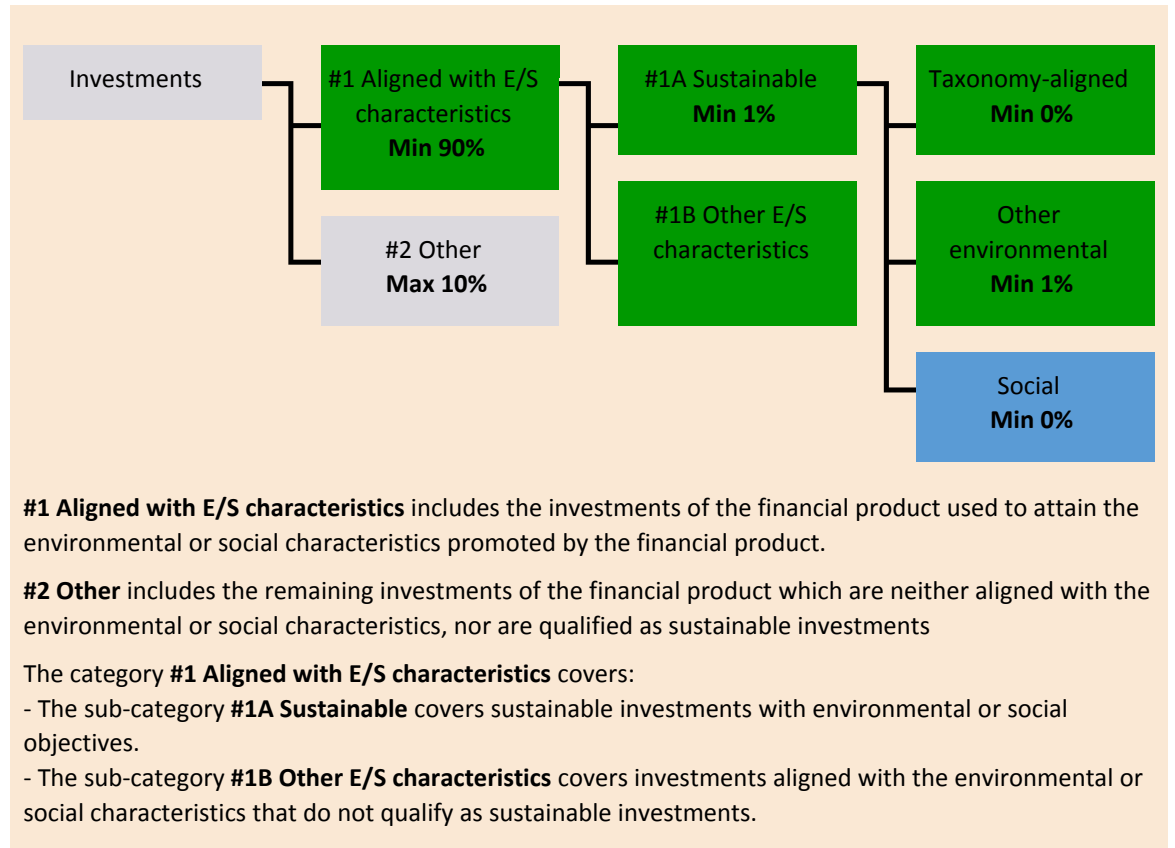
Taxonomy-aligned activities are expressed as a share of:

- **turnover** reflecting the share of revenue from green activities of investee companies
- **capital expenditure (CapEx)** showing the green investments made by investee companies, e.g. for a transition to a green economy.
- **operational expenditure (OpEx)** reflecting green operational activities of investee companies.

## What is the asset allocation planned for this financial product?

At least 90% of the Sub-Fund's securities and instruments will meet the promoted environmental or social characteristics in accordance with the binding elements of the Index methodology. Furthermore, the Sub-Fund commits to have a minimum of 1% of sustainable investments as per the below chart. Investments aligned with other E/S characteristics (#1B) will represent the difference between the actual proportion of investments aligned with environmental or social characteristics (#1) and the actual proportion of sustainable investments (#1A).

The planned proportion of other environmental investment represents a minimum of 1% (i) and may change as the actual proportions of Taxonomy-aligned and/or Social investments increase.



## ● How does the use of derivatives attain the environmental or social characteristics promoted by the financial product?

Derivatives are not used to attain the environmental and social characteristics promoted by the Sub-Fund.

### Enabling activities

directly enable other activities to make a substantial contribution to an environmental objective.

### Transitional activities

are activities for which low-carbon alternatives are not yet available and among others have greenhouse gas emission levels corresponding to the best performance.



## To what minimum extent are sustainable investments with an environmental objective aligned with the EU Taxonomy?

The sub-fund currently has no minimum commitment to sustainable investments with an environmental objective aligned with the EU Taxonomy. The Sub-Fund does not commit to make taxonomy-compliant investments in fossil gas and/or nuclear energy as illustrated below. Nevertheless, as part of the investment strategy, it may invest in companies that are also active in these industries. Such investments may or may not be taxonomy aligned.

### Does the financial product invest in fossil gas and/or nuclear energy related activities that comply with the EU Taxonomy ?

Yes :

In fossil gas

In nuclear energy

No

The two graphs below show in green the minimum percentage of investments that are aligned with the EU Taxonomy. As there is no appropriate methodology to determine the Taxonomy-alignment of sovereign bonds\*, the first graph shows the Taxonomy alignment in relation to all the investments of the financial product including sovereign bonds, while the second graph shows the Taxonomy alignment only in relation to the investments of the financial product other than sovereign bonds.

#### 1. Taxonomy-alignment of investments including sovereign bonds\*

Taxonomy-aligned (no fossil gas and nuclear)

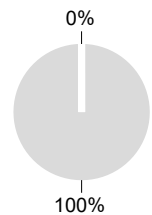
Non Taxonomy-aligned



#### 2. Taxonomy-alignment of investments excluding sovereign bonds\*

Taxonomy-aligned (no fossil gas and nuclear)

Non Taxonomy-aligned



This graph represents 100% of the total investments.\*\*

\* For the purpose of these graphs, 'sovereigns bonds' consist of all sovereign exposures

\*\* This percentage is purely indicative and may vary.

### What is the minimum share of investments in transitional and enabling activities?

The funds has no minimum proportion of investment in transitional or enabling activities.



are sustainable investments with an environmental objective that **do not take into account the criteria** for environmentally sustainable economic activities under the EU Taxonomy.



**What is the minimum share of sustainable investments with an environmental objective that are not aligned with the EU Taxonomy?**

The Sub-Fund will have a minimum commitment of 1% of Sustainable Investments with an environmental objective as indicated in this Annex with no commitment on their alignment with the EU Taxonomy.



**What is the minimum share of socially sustainable investments?**

The Sub-Fund has no minimum share of socially sustainable investments.



**What investments are included under “#2 Other”, what is their purpose and are there any minimum environmental or social safeguards?**

Included in "#2 Other" are cash and instruments for the purpose of liquidity and portfolio risk management. It may also include ESG unrated securities for which data needed for the measurement of attainment of environmental or social characteristics is not available.



**Reference benchmarks** are indexes to measure whether the financial products attain the environmental or social characteristics that they promote.

**Is a specific index designated as a reference benchmark to determine whether this financial product is aligned with the environmental and/or social characteristics that it promotes?**

Yes, the Index has been designated as a reference benchmark to determine whether the Sub-Fund is aligned with the environmental and/or social characteristics that it promotes.

● ***How is the reference benchmark continuously aligned with each of the environmental or social characteristics promoted by the financial product?***

According to applicable regulations to index sponsors (including BMR), index sponsors should define appropriate controls/diligence when defining and/or operating index methodologies of regulated indexes.

● ***How is the alignment of the investment strategy with the methodology of the index ensured on a continuous basis?***

The investment objective of the Sub-Fund is to track both the upward and downward evolution of the Index, while minimising the difference between the return of the Sub-Fund and the return of the Index.

● ***How does the designated index differ from a relevant broad market index?***

MSCI North America ESG Broad CTB Select Index is an equity index based on the MSCI North America Index representative of the large and mid-cap segments of the US and Canada markets (the "Parent Index"). The Index excludes companies whose products have negative social or environmental impacts, while overweighting companies with strong ESG Score. Additionally, the Index aims to represent the performance of a strategy that reweights securities based upon the opportunities and risks associated with the climate transition to meet the EU Climate Transition Benchmark (EU CTB) regulation minimum requirements.

● ***Where can the methodology used for the calculation of the designated index be found?***

Additional information on the Index can be found at <https://www.msci.com/index-methodology>



**Where can I find more product specific information online?**

Additional information on the Sub-Fund can be found at [www.amundi-etf.com](http://www.amundi-etf.com).

**Disclaimer**

15/10/2023.

**Pre-contractual disclosure for the financial products referred to in Article 8, paragraphs 1, 2 and 2a, of Regulation (EU) 2019/2088 and Article 6, first paragraph, of Regulation (EU) 2020/852**

**Sustainable investment**

means an investment in an economic activity that contributes to an environmental or social objective, provided that the investment does not significantly harm any environmental or social objective and that the investee companies follow good governance practices.

The **EU Taxonomy** is a classification system laid down in Regulation (EU) 2020/852, establishing a list of **environmentally sustainable economic activities**. That Regulation does not lay down a list of socially sustainable economic activities. Sustainable investments with an environmental objective might be aligned with the Taxonomy or not.



**Sustainability**

**indicators** measure how the environmental or social characteristics promoted by the financial product are attained.

**Product name:**  
AMUNDI INDEX MSCI EM ASIA SRI PAB

**Legal entity identifier:**  
213800XKAFV6VIB4O832

**Environmental and/or social characteristics**

**Does this financial product have a sustainable investment objective?**

**Yes**    **X No**

<input type="checkbox"/> It will make a minimum of <b>sustainable investments with an environmental objective: ___%</b>	<input checked="" type="checkbox"/> It <b>promotes Environmental/Social (E/S) characteristics</b> and while it does not have as its objective a sustainable investment, it will have a minimum proportion of 15% of sustainable investments
<input type="checkbox"/> in economic activities that qualify as environmentally sustainable under the EU Taxonomy	<input type="checkbox"/> with an environmental objective in economic activities that qualify as environmentally sustainable under the EU Taxonomy
<input type="checkbox"/> in economic activities that do not qualify as environmentally sustainable under the EU Taxonomy	<input checked="" type="checkbox"/> with an environmental objective in economic activities that do not qualify as environmentally sustainable under the EU Taxonomy
<input type="checkbox"/> It will make a minimum of <b>sustainable investments with a social objective: ___%</b>	<input type="checkbox"/> with a social objective
<input type="checkbox"/> It promotes E/S characteristics, but <b>will not make any sustainable investments</b>	

**What environmental and/or social characteristics are promoted by this financial product?**

The Sub-Fund promotes environmental and/or social characteristics through among others, replicating an Index that is meeting the minimum standards for EU Paris Aligned Benchmarks (EU PABs) under Regulation (EU) 2019/2089 amending Regulation (EU) 2016/1011. The law proposes the definitions of minimum standards for the methodology of any 'EU Paris Aligned' benchmark indices that would be aligned with the objectives of the Paris Agreement. The Index methodology align with certain criteria such as:

- A minimum reduction in Greenhouse Gas (GHG) intensity relative to Parent Index of 50%.
- A minimum self-decarbonization rate of GHG emissions intensity in accordance with the trajectory implied by Intergovernmental Panel on Climate Change's (IPCC) most ambitious 1.5°C scenario, equating to at least 7% GHG intensity reduction on average per annum

**What sustainability indicators are used to measure the attainment of each of the environmental or social characteristics promoted by this financial product?**

The weighted average greenhouse gas (GHG) intensity (the "WACI") is used to measure the attainment of each of the environmental or social characteristics promoted by this financial product.

The WACI is the weighted average of the Index components' greenhouse gas (GHG) emissions

(expressed in tCO<sub>2</sub>) divided by the enterprise value including cash.

The GHG emissions are divided into Scope 1, Scope 2, and Scope 3 emissions.

- Scope 1 emissions: those from sources owned or controlled by the company.
- Scope 2 emissions: those caused by the generation of electricity purchased by the company.
- Scope 3 emissions: include all other indirect emissions that occur in a company's value chain.

More precisely, MSCI EM Asia SRI Filtered PAB Index (the "Index") is constructed by applying a combination of values based exclusions and a best-in-class selection process to companies in the Parent Index and to meet the EU Paris-aligned benchmark (EU PAB) regulation minimum requirements.

First, securities of companies involved in business activities as per MSCI ESG Research including Nuclear, Tobacco, Alcohol, Gambling, Controversial Weapons, Conventional Weapons, Civilian Firearms, Oil & Gas, Thermal Coal, Fossil Fuel Reserves, Genetically Modified organisms (GMO) and Adult Entertainment are excluded. The remaining companies are rated based on their ability to manage their ESG risks and opportunities and are given a rating which determines their eligibility for inclusion in the Index :

- Companies that are not existing constituents of the MSCI SRI Filtered PAB Indexes must have an MSCI ESG Rating of A or above and the MSCI ESG Controversies score of 4 or above to be eligible.
- Current constituents of the Index must have an MSCI ESG Rating of BB or above and the MSCI ESG Controversies score of 1 or above to remain eligible.

Then, a best-in-class selection process is applied to the remaining eligible securities in the selected universe. The Index targets sector weights consistent with those of the Parent Index. The methodology aims to include the securities of companies with the highest ESG ratings making up 25% of the market capitalization in each Global Industry Classification Standard (GICS) sector of the Parent Index.

Securities are ranked based on the following criteria (in order):

- MSCI ESG Rating,
- ESG Trend (positive ESG trend preferred to neutral ESG Trend and neutral ESG Trend preferred to negative ESG Trend)
- current index membership (existing constituents are preferred over non-constituents),
- industry adjusted ESG scores, and
- decreasing free float-adjusted market capitalization.

Securities of companies having faced very severe and severe controversies pertaining to Environmental issues as per MSCI are excluded. MSCI applies on the remaining investment universe an optimization aimed at complying notably with the following constraints:

- Compliance with the EU Paris-aligned benchmark (EU PAB) regulation minimum requirements on carbon footprint reduction Carbon footprint reduction of 50% compared to the Parent Index Annual reduction of 7% of carbon footprint
- Minimum allocation to "High Climate Impact Sector" as high as in the Parent Index

● ***What are the objectives of the sustainable investments that the financial product partially intends to make and how does the sustainable investment contribute to such objectives?***

The objectives of the sustainable investments are to invest in investee companies that seek to meet two criteria:

- 1) follow best environmental and social practices; and
- 2) avoid making products or providing services that harm the environment and society.

In order for the investee company to be deemed to contribute to the above objective it must be a



"best performer" within its sector of activity on at least one of its material environmental or social factors.

The definition of "best performer" relies on Amundi's proprietary ESG methodology which aims to measure the ESG performance of an investee company. In order to be considered a "best performer", an investee company must perform with the best top three rating (A, B or C, out of a rating scale going from A to G) within its sector on at least one material environmental or social factor. Material environmental and social factors are identified at a sector level. The identification of material factors is based on Amundi ESG analysis framework which combines extra-financial data and qualitative analysis of associated sector and sustainability themes. Factors identified as material result in a contribution of more than 10% to the overall ESG score. For energy sector for example, material factors are: emissions and energy, biodiversity and pollution, health and security, local communities and human rights. For a more complete overview of sectors and factors, please refer to the Amundi ESG Regulatory Statement available at [www.amundi.lu](http://www.amundi.lu)

To contribute to the above objectives, the investee company should not have significant exposure to activities (e.g. tobacco, weapons, gambling, coal, aviation, meat production, fertilizer and pesticide manufacturing, single-use plastic production) not compatible with such criteria.

The sustainable nature of an investment is assessed at investee company level.

By applying the Amundi's above described Sustainable Investment definition to the Index constituents of this passively managed ETF Product, Amundi has determined that this Product has the minimum proportion of sustainable investments stated in page 1 above. However, please note that Amundi Sustainable Investment definition is not implemented at the Index methodology level.

**Principal adverse impacts** are the most significant negative impact of investment decisions on sustainability factors relating to environmental, social and employee matters, respect for human rights, anti-corruption and anti-bribery matters.

● ***How do the sustainable investments that the financial product partially intends to make, not cause significant harm to any environmental or social sustainable investment objective?***

To ensure sustainable investments do no significant harm ('DNSH'), Amundi utilises two filters:

The first DNSH test filter relies on monitoring the mandatory Principal Adverse Impacts indicators in Annex 1, Table 1 of the RTS where robust data is available (e.g. GHG intensity of investee companies) via a combination of indicators (e.g. carbon intensity) and specific thresholds or rules (e.g. that the investee company's carbon intensity does not belong to the last decile of the sector).

Amundi already considers specific Principle Adverse Impacts within its exclusion policy as part of Amundi's Responsible Investment Policy. These exclusions, which apply on the top of the tests detailed above, cover the following topics: exclusions on controversial weapons, Violations of UN Global Compact principles, coal and tobacco.

Beyond the specific sustainability factors covered in the first filter, Amundi has defined a second filter, which does not take the mandatory Principal Adverse Impact indicators above into account, in order to verify that the company does not badly perform from an overall environmental or social standpoint compared to other companies within its sector which corresponds to an environmental or social score superior or equal to E using Amundi's ESG rating.

***How have the indicators for adverse impacts on sustainability factors been taken into account?***

The indicators for adverse impacts have been taken into account as detailed in the first do not significant harm (DNSH) filter above:

The first DNSH filter relies on monitoring of mandatory Principal Adverse Impacts indicators in Annex 1, Table 1 of the RTS where robust data is available via the combination of following indicators and specific thresholds or rules:

- Have a CO2 intensity which does not belong to the last decile compared to other companies within its sector (only applies to high intensity sectors), and
- Have a Board of Directors' diversity which does not belong to the last decile compared to other companies within its sector, and
- Be cleared of any controversy in relation to work conditions and human rights.
- Be cleared of any controversy in relation to biodiversity and pollution

Amundi already considers specific Principle Adverse Impacts within its exclusion policy as part of Amundi's Responsible Investment Policy. These exclusions, which apply on the top of the tests detailed above, cover the following topics: exclusions on controversial weapons, Violations of UN Global Compact principles, coal and tobacco.

*How are the sustainable investments aligned with the OECD Guidelines for Multinational Enterprises and the UN Guiding Principles on Business and Human Rights? Details:*

The OECD Guidelines for Multinational Enterprises and the UN Guiding Principles on Business and Human Rights are integrated into our ESG scoring methodology. Our proprietary ESG rating tool assesses issuers using available data from our data providers. For example the model has a dedicated criteria called "Community Involvement & Human Rights" which is applied to all sectors in addition to other human rights linked criteria including socially responsible supply chains, working conditions, and labor relations. Furthermore, we conduct controversy monitoring on a, at minimum, quarterly basis which includes companies identified for human rights violations. When controversies arise, analysts will evaluate the situation and apply a score to the controversy (using our proprietary scoring methodology) and determine the best course of action. Controversy scores are updated quarterly to track the trend and remediation efforts

*The EU Taxonomy sets out a "do not significantly harm" principle by which Taxonomy-aligned investments should not significantly harm EU Taxonomy objectives and is accompanied by specific EU criteria.*

The "do not significantly harm" principle applies only to those investments underlying the financial product that take into account the EU criteria for environmentally sustainable economic activities. The investments underlying the remaining portion of this financial product do not take into account the EU criteria for environmentally sustainable economic activities.

*Any other sustainable investments must also not significantly harm any environmental or social objectives.*



**Does this financial product consider principal adverse impacts on sustainability factors?**

**X** Yes, The Sub-Fund considers Principal Adverse Impacts as per Annex 1, Table 1 of the RTS applying to the Sub-Fund's strategy and relies on a combination of exclusion policies (normative and sectorial), engagement and voting approaches.

- Exclusion: Amundi has defined normative, activity-based and sector-based exclusion rules covering some of the key adverse sustainability indicators listed by the Disclosure Regulation.

- Engagement: Engagement is a continuous and purpose driven process aimed at influencing the activities or behavior of investee companies. The aim of engagement activities can fall into two categories : to engage an issuer to improve the way it integrates the environmental and social

dimension, to engage an issuer to improve its impact on environmental, social, and human rights-related or other sustainability matters that are material to society and the global economy.

- Vote: Amundi's voting policy responds to an holistic analysis of all the long-term issues that may influence value creation, including material ESG issues. For more information please refer to Amundi's Voting Policy .

- Controversies monitoring: Amundi has developed a controversy tracking system that relies on three external data providers to systematically track controversies and their level of severity. This quantitative approach is then enriched with an in-depth assessment of each severe controversy, led by ESG analysts and the periodic review of its evolution. This approach applies to all of Amundi's funds.

For any indication on how mandatory Principal Adverse Impact indicators are used, please refer to the Amundi ESG Regulatory Statement available at [www.amundi.lu](http://www.amundi.lu)

No



### The Investment strategy guides

investment decisions based on factors such as investment objectives and risk tolerance.

### Good governance practices

include sound management structures, employee relations, remuneration of staff and tax compliance.

## What investment strategy does this financial product follow?

The Sub-Fund tracks the performance of MSCI EM Asia SRI Filtered PAB Index ("the Index"), and to minimize the tracking error between the net asset value of the sub-fund and the performance of the Index.

MSCI EM Asia SRI Filtered PAB Index is an equity index based on the MSCI Emerging Markets (EM) Asia index representative of the large and mid-cap stocks across 9 Asian emerging market countries (as of November 2021) (the "Parent Index"). The Index provides exposure to companies with outstanding Environmental, Social and Governance (ESG) ratings and excludes companies whose products have negative social or environmental impacts. Additionally, the Index aims to represent the performance of a strategy that reweights securities based upon the opportunities and risks associated with the climate transition to meet the EU Paris-aligned benchmark (EU PAB) regulation minimum requirements.

### ● **What are the binding elements of the investment strategy used to select the investments to attain each of the environmental or social characteristics promoted by this financial product?**

This is a passively managed ETF. Its investment strategy is to replicate the Index while minimizing the related tracking error.

MSCI EM Asia SRI Filtered PAB Index (the "Index") is constructed by applying a combination of values based exclusions and a best-in-class selection process to companies in the Parent Index and to meet the EU Paris-aligned benchmark (EU PAB) regulation minimum requirements.

First, securities of companies involved in business activities as per MSCI ESG Research including Nuclear, Tobacco, Alcohol, Gambling, Controversial Weapons, Conventional Weapons, Civilian Firearms, Oil & Gas, Thermal Coal, Fossil Fuel Reserves, Genetically Modified organisms (GMO) and Adult Entertainment are excluded. The remaining companies are rated based on their ability to manage their ESG risks and opportunities and are given a rating which determines their eligibility for inclusion in the Index :

- Companies that are not existing constituents of the MSCI SRI Filtered PAB Indexes must have an MSCI ESG Rating of A or above and the MSCI ESG Controversies score of 4 or above to be eligible.
- Current constituents of the Index must have an MSCI ESG Rating of BB or above and the MSCI ESG Controversies score of 1 or above to remain eligible.

Then, a best-in-class selection process is applied to the remaining eligible securities in the selected

universe. The Index targets sector weights consistent with those of the Parent Index. The methodology aims to include the securities of companies with the highest ESG ratings making up 25% of the market capitalization in each Global Industry Classification Standard (GICS) sector of the Parent Index.

Securities are ranked based on the following criteria (in order):

- MSCI ESG Rating,
- ESG Trend (positive ESG trend preferred to neutral ESG Trend and neutral ESG Trend preferred to negative ESG Trend)
- current index membership (existing constituents are preferred over non-constituents),
- industry adjusted ESG scores, and
- decreasing free float-adjusted market capitalization.

Securities of companies having faced very severe and severe controversies pertaining to Environmental issues as per MSCI are excluded. MSCI applies on the remaining investment universe an optimization aimed at complying notably with the following constraints:

- Compliance with the EU Paris-aligned benchmark (EU PAB) regulation minimum requirements on carbon footprint reduction Carbon footprint reduction of 50% compared to the Parent Index Annual reduction of 7% of carbon footprint
- Minimum allocation to "High Climate Impact Sector" as high as in the Parent Index

The Product strategy is also relying on systematic exclusions policies (normative and sectorials) as further described in Amundi Responsible Investment policy.

● ***What is the committed minimum rate to reduce the scope of the investments considered prior to the application of that investment strategy?***

There is no committed minimum rate to reduce the scope of the investments considered prior to the application of that investment strategy.

● ***What is the policy to assess good governance practices of the investee companies?***

We rely on Amundi ESG scoring methodology. Amundi's ESG scoring is based on a proprietary ESG analysis framework, which accounts for 38 general and sector-specific criteria, including governance criteria. In the Governance dimension, we assess an issuer's ability to ensure an effective corporate governance framework that guarantees it will meet its long-term objectives (e.g. guaranteeing the issuer's value over the long term) The governance sub-criteria considered are: board structure, audit and control, remuneration, shareholders' rights, ethics, tax practices and ESG strategy

Amundi ESG Rating scale contains seven grades, ranging from A to G, where A is the best and G the worst rating. G-rated companies are excluded from our investment universe.



**Asset allocation** describes the share of investments in specific assets.

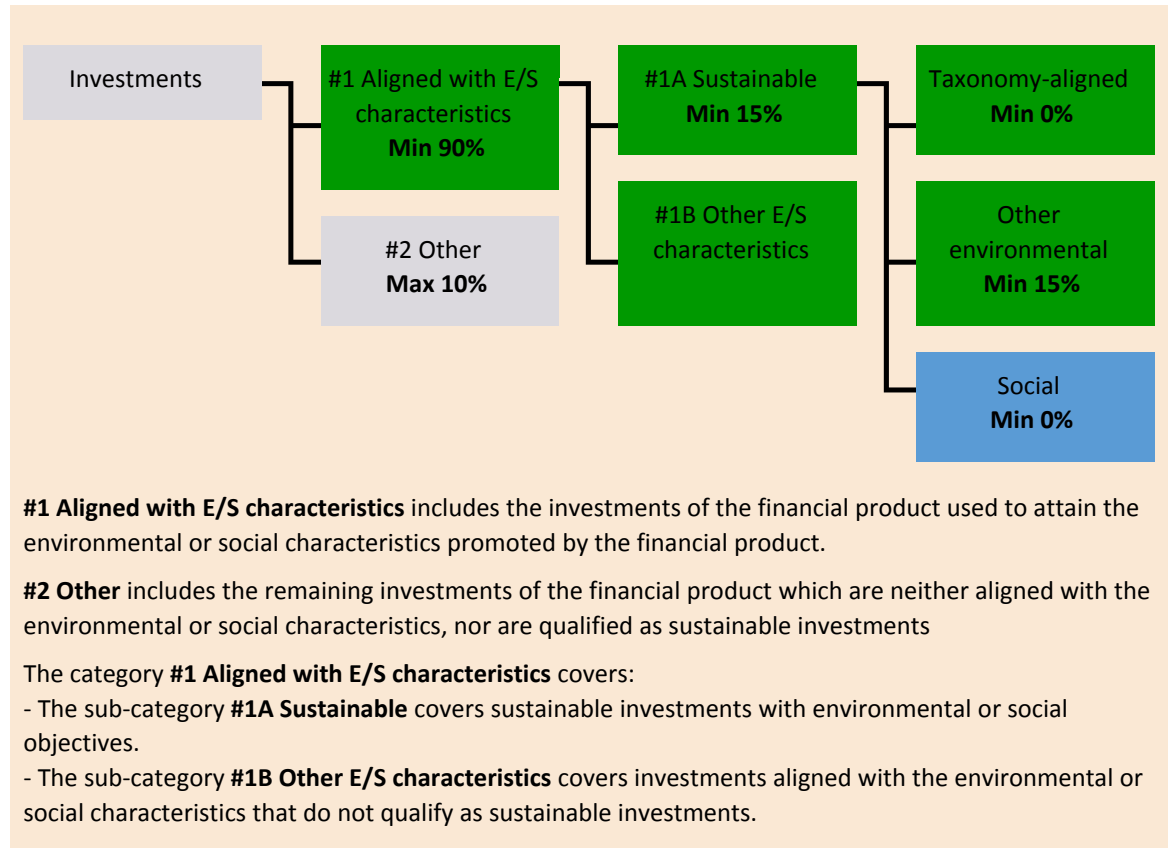
Taxonomy-aligned activities are expressed as a share of:

- **turnover** reflecting the share of revenue from green activities of investee companies
- **capital expenditure (CapEx)** showing the green investments made by investee companies, e.g. for a transition to a green economy.
- **operational expenditure (OpEx)** reflecting green operational activities of investee companies.

## What is the asset allocation planned for this financial product?

At least 90% of the Sub-Fund's securities and instruments will meet the promoted environmental or social characteristics in accordance with the binding elements of the Index methodology. Furthermore, the Sub-Fund commits to have a minimum of 15% of sustainable investments as per the below chart. Investments aligned with other E/S characteristics (#1B) will represent the difference between the actual proportion of investments aligned with environmental or social characteristics (#1) and the actual proportion of sustainable investments (#1A).

The planned proportion of other environmental investment represents a minimum of 15% (i) and may change as the actual proportions of Taxonomy-aligned and/or Social investments increase.



## ● How does the use of derivatives attain the environmental or social characteristics promoted by the financial product?

Derivatives are not used to attain the environmental and social characteristics promoted by the Sub-Fund.

### Enabling activities

directly enable other activities to make a substantial contribution to an environmental objective.

### Transitional activities

are activities for which low-carbon alternatives are not yet available and among others have greenhouse gas emission levels corresponding to the best performance.



## To what minimum extent are sustainable investments with an environmental objective aligned with the EU Taxonomy?

The sub-fund currently has no minimum commitment to sustainable investments with an environmental objective aligned with the EU Taxonomy. The Sub-Fund does not commit to make taxonomy-compliant investments in fossil gas and/or nuclear energy as illustrated below. Nevertheless, as part of the investment strategy, it may invest in companies that are also active in these industries. Such investments may or may not be taxonomy aligned.

### ● Does the financial product invest in fossil gas and/or nuclear energy related activities that comply with the EU Taxonomy ?

Yes :

In fossil gas

In nuclear energy

No

*The two graphs below show in green the minimum percentage of investments that are aligned with the EU Taxonomy. As there is no appropriate methodology to determine the Taxonomy-alignment of sovereign bonds\*, the first graph shows the Taxonomy alignment in relation to all the investments of the financial product including sovereign bonds, while the second graph shows the Taxonomy alignment only in relation to the investments of the financial product other than sovereign bonds.*

#### 1. Taxonomy-alignment of investments including sovereign bonds\*

■ Taxonomy-aligned (no fossil gas and nuclear)

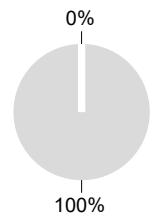
■ Non Taxonomy-aligned



#### 2. Taxonomy-alignment of investments excluding sovereign bonds\*

■ Taxonomy-aligned (no fossil gas and nuclear)

■ Non Taxonomy-aligned



This graph represents 100% of the total investments.\*\*

\* For the purpose of these graphs, 'sovereigns bonds' consist of all sovereign exposures

\*\* This percentage is purely indicative and may vary.

### ● What is the minimum share of investments in transitional and enabling activities?

The funds has no minimum proportion of investment in transitional or enabling activities.



are sustainable investments with an environmental objective that **do not take into account the criteria** for environmentally sustainable economic activities under the EU Taxonomy.



**What is the minimum share of sustainable investments with an environmental objective that are not aligned with the EU Taxonomy?**

The Sub-Fund will have a minimum commitment of 15% of Sustainable Investments with an environmental objective as indicated in this Annex with no commitment on their alignment with the EU Taxonomy.



**What is the minimum share of socially sustainable investments?**

The Sub-Fund has no minimum share of socially sustainable investments.



**What investments are included under “#2 Other”, what is their purpose and are there any minimum environmental or social safeguards?**

Included in "#2 Other" are cash and instruments for the purpose of liquidity and portfolio risk management. It may also include ESG unrated securities for which data needed for the measurement of attainment of environmental or social characteristics is not available.



**Reference benchmarks** are indexes to measure whether the financial products attain the environmental or social characteristics that they promote.

**Is a specific index designated as a reference benchmark to determine whether this financial product is aligned with the environmental and/or social characteristics that it promotes?**

Yes, the Index has been designated as a reference benchmark to determine whether the Sub-Fund is aligned with the environmental and/or social characteristics that it promotes.

● **How is the reference benchmark continuously aligned with each of the environmental or social characteristics promoted by the financial product?**

According to applicable regulations to index sponsors (including BMR), index sponsors should define appropriate controls/diligence when defining and/or operating index methodologies of regulated indexes.

● **How is the alignment of the investment strategy with the methodology of the index ensured on a continuous basis?**

The investment objective of the Sub-Fund is to track both the upward and downward evolution of the Index, while minimising the difference between the return of the Sub-Fund and the return of the Index.

● **How does the designated index differ from a relevant broad market index?**

MSCI EM Asia SRI Filtered PAB Index is an equity index based on the MSCI Emerging Markets (EM) Asia index representative of the large and mid-cap stocks across 9 Asian emerging market countries (as of November 2021) (the "Parent Index"). The Index provides exposure to companies with outstanding Environmental, Social and Governance (ESG) ratings and excludes companies whose products have negative social or environmental impacts. Additionally, the Index aims to represent the performance of a strategy that reweights securities based upon the opportunities and risks associated with the climate transition to meet the EU Paris-aligned benchmark (EU PAB) regulation minimum requirements.

● **Where can the methodology used for the calculation of the designated index be found?**

Additional information on the Index can be found at <https://www.msci.com/index-methodology>



**Where can I find more product specific information online?**

Additional information on the Sub-Fund can be found at [www.amundi.tf.com](http://www.amundi.tf.com).

**Disclaimer**

15/10/2023.



**Pre-contractual disclosure for the financial products referred to in Article 8, paragraphs 1, 2 and 2a, of Regulation (EU) 2019/2088 and Article 6, first paragraph, of Regulation (EU) 2020/852**

**Sustainable investment**

means an investment in an economic activity that contributes to an environmental or social objective, provided that the investment does not significantly harm any environmental or social objective and that the investee companies follow good governance practices.

The **EU Taxonomy** is a classification system laid down in Regulation (EU) 2020/852, establishing a list of **environmentally sustainable economic activities**. That Regulation does not lay down a list of socially sustainable economic activities. Sustainable investments with an environmental objective might be aligned with the Taxonomy or not.



**Sustainability**

**indicators** measure how the environmental or social characteristics promoted by the financial product are attained.

**Product name:**  
AMUNDI MSCI EMERGING ESG LEADERS

**Legal entity identifier:**  
213800CMYD4SG29DTC94

## Environmental and/or social characteristics

**Does this financial product have a sustainable investment objective?**

**Yes**

**No**

It will make a minimum of **sustainable investments with an environmental objective:** \_\_%

in economic activities that qualify as environmentally sustainable under the EU Taxonomy

in economic activities that do not qualify as environmentally sustainable under the EU Taxonomy

It will make a minimum of **sustainable investments with a social objective:** \_\_%

**It promotes Environmental/Social (E/S) characteristics** and while it does not have as its objective a sustainable investment, it will have a minimum proportion of 10% of sustainable investments

with an environmental objective in economic activities that qualify as environmentally sustainable under the EU Taxonomy

with an environmental objective in economic activities that do not qualify as environmentally sustainable under the EU Taxonomy

with a social objective

It promotes E/S characteristics, but **will not make any sustainable investments**

**What environmental and/or social characteristics are promoted by this financial product?**

The Sub-Fund promotes environmental and/or social characteristics through among others, replicating an Index integrating an environmental, social and governance ("ESG") rating.

The Index methodology is constructed using a "Best-in-class approach": best ranked companies are selected to construct the Index.

"Best-in-class" is an approach where leading or best-performing investments are selected within a universe, industry sector or class. Using such Best-in-class approach, the Index follows an extra-financial approach significantly engaging that permits the reduction by at least 20% of the initial investment universe (expressed in number of issuers).

**What sustainability indicators are used to measure the attainment of each of the environmental or social characteristics promoted by this financial product?**

The MSCI ESG Rating is used to measure the attainment of each of the environmental and or social characteristic promoted by this financial product.

MSCI ESG Rating methodology uses a rules-based methodology designed to measure a company's resilience to long-term, industry material ESG risks. It is based on extra-financial ESG key issues that

focus on the intersection between a company's core business and the industry-specific issues that may create significant risks and opportunities for the company. The ESG key issues are weighted according to impact and time horizon of the risk or opportunity. The ESG key issues include for instance, but are not limited to, water stress, carbon emissions, labor management or business ethics.

More detailed on MSCI ESG Rating can be found on the following link:

<https://www.msci.com/documents/1296102/21901542/ESG-Ratings-Methodology-Exec-Summary.pdf>

More details on MSCI ESG Controversy score can be found on the following link:

<https://www.msci.com/documents/1296102/14524248/MSCI+ESG+Research+Controversies+Executive+Summary+Methodology+-+July+2020.pdf/b0a2bb88-2360-1728-b70e-2f0a889b6bd4>

More precisely, MSCI EM ESG Leaders 5% Issuer Capped Index (the "Index") applicable universe includes all securities of the Parent Index.

The securities are selected by applying a combination of values based exclusions and a best-in-class selection process to companies in the MSCI Emerging Markets Index by:

1. Firstly excluding companies involved in the following business activities as per MSCI ESG Research: Alcohol, Gambling, Tobacco, Nuclear Power, Conventional Weapons, Nuclear Weapons, Controversial Weapons, Civilian Firearms, Thermal Coal and Unconventional Oil & Gas.

2. The remaining companies are rated based on their ability to manage their ESG risks and opportunities and are given a rating which determines their eligibility for inclusion in the Index :

- Companies that are not existing constituents of the MSCI ESG Leaders Indexes must have an MSCI ESG Rating of "BB" or above and the MSCI ESG Controversies score of "3" or above to be eligible.
- Current constituents of the MSCI ESG Leaders Indexes must have a MSCI ESG Rating of "BB" or above and the MSCI ESG Controversies score of "1" or above to remain eligible.

3. A best-in-class selection process is then applied to the remaining eligible securities in the selected universe. The methodology aims to include the securities of companies with the highest ESG ratings making up 50% of the market capitalization in each Global Industry Classification Standard (GICS) sector of the Parent Index.

● ***What are the objectives of the sustainable investments that the financial product partially intends to make and how does the sustainable investment contribute to such objectives?***

The objectives of the sustainable investments are to invest in investee companies that seek to meet two criteria:

- 1) follow best environmental and social practices; and
- 2) avoid making products or providing services that harm the environment and society.

In order for the investee company to be deemed to contribute to the above objective it must be a "best performer" within its sector of activity on at least one of its material environmental or social factors.

The definition of "best performer" relies on Amundi's proprietary ESG methodology which aims to measure the ESG performance of an investee company. In order to be considered a "best performer", an investee company must perform with the best top three rating (A, B or C, out of a rating scale going from A to G) within its sector on at least one material environmental or social factor. Material environmental and social factors are identified at a sector level. The identification of material factors is based on Amundi ESG analysis framework which combines extra-financial data and qualitative

analysis of associated sector and sustainability themes. Factors identified as material result in a contribution of more than 10% to the overall ESG score. For energy sector for example, material factors are: emissions and energy, biodiversity and pollution, health and security, local communities and human rights. For a more complete overview of sectors and factors, please refer to the Amundi ESG Regulatory Statement available at [www.amundi.lu](http://www.amundi.lu)

To contribute to the above objectives, the investee company should not have significant exposure to activities (e.g. tobacco, weapons, gambling, coal, aviation, meat production, fertilizer and pesticide manufacturing, single-use plastic production) not compatible with such criteria.

The sustainable nature of an investment is assessed at investee company level.

By applying the Amundi's above described Sustainable Investment definition to the Index constituents of this passively managed ETF Product, Amundi has determined that this Product has the minimum proportion of sustainable investments stated in page 1 above. However, please note that Amundi Sustainable Investment definition is not implemented at the Index methodology level.

**Principal adverse impacts** are the most significant negative impact of investment decisions on sustainability factors relating to environmental, social and employee matters, respect for human rights, anti-corruption and anti-bribery matters.

● ***How do the sustainable investments that the financial product partially intends to make, not cause significant harm to any environmental or social sustainable investment objective?***

To ensure sustainable investments do no significant harm ('DNSH'), Amundi utilises two filters:

The first DNSH test filter relies on monitoring the mandatory Principal Adverse Impacts indicators in Annex 1, Table 1 of the RTS where robust data is available (e.g. GHG intensity of investee companies) via a combination of indicators (e.g. carbon intensity) and specific thresholds or rules (e.g. that the investee company's carbon intensity does not belong to the last decile of the sector).

Amundi already considers specific Principle Adverse Impacts within its exclusion policy as part of Amundi's Responsible Investment Policy. These exclusions, which apply on the top of the tests detailed above, cover the following topics: exclusions on controversial weapons, Violations of UN Global Compact principles, coal and tobacco.

Beyond the specific sustainability factors covered in the first filter, Amundi has defined a second filter, which does not take the mandatory Principal Adverse Impact indicators above into account, in order to verify that the company does not badly perform from an overall environmental or social standpoint compared to other companies within its sector which corresponds to an environmental or social score superior or equal to E using Amundi's ESG rating.

***How have the indicators for adverse impacts on sustainability factors been taken into account?***

The indicators for adverse impacts have been taken into account as detailed in the first do not significant harm (DNSH) filter above:

The first DNSH filter relies on monitoring of mandatory Principal Adverse Impacts indicators in Annex 1, Table 1 of the RTS where robust data is available via the combination of following indicators and specific thresholds or rules:

- Have a CO2 intensity which does not belong to the last decile compared to other companies within its sector (only applies to high intensity sectors), and
- Have a Board of Directors' diversity which does not belong to the last decile compared to other companies within its sector, and
- Be cleared of any controversy in relation to work conditions and human rights.
- Be cleared of any controversy in relation to biodiversity and pollution

Amundi already considers specific Principle Adverse Impacts within its exclusion policy as part of Amundi's Responsible Investment Policy. These exclusions, which apply on the top of the tests detailed above, cover the following topics: exclusions on controversial weapons, Violations of UN Global Compact principles, coal and tobacco.

*How are the sustainable investments aligned with the OECD Guidelines for Multinational Enterprises and the UN Guiding Principles on Business and Human Rights? Details:*

The OECD Guidelines for Multinational Enterprises and the UN Guiding Principles on Business and Human Rights are integrated into our ESG scoring methodology. Our proprietary ESG rating tool assesses issuers using available data from our data providers. For example the model has a dedicated criteria called "Community Involvement & Human Rights" which is applied to all sectors in addition to other human rights linked criteria including socially responsible supply chains, working conditions, and labor relations. Furthermore, we conduct controversy monitoring on a, at minimum, quarterly basis which includes companies identified for human rights violations. When controversies arise, analysts will evaluate the situation and apply a score to the controversy (using our proprietary scoring methodology) and determine the best course of action. Controversy scores are updated quarterly to track the trend and remediation efforts

*The EU Taxonomy sets out a "do not significantly harm" principle by which Taxonomy-aligned investments should not significantly harm EU Taxonomy objectives and is accompanied by specific EU criteria.*

The "do not significantly harm" principle applies only to those investments underlying the financial product that take into account the EU criteria for environmentally sustainable economic activities. The investments underlying the remaining portion of this financial product do not take into account the EU criteria for environmentally sustainable economic activities.

*Any other sustainable investments must also not significantly harm any environmental or social objectives.*



### **Does this financial product consider principal adverse impacts on sustainability factors?**

**X** Yes, The Sub-Fund considers Principal Adverse Impacts as per Annex 1, Table 1 of the RTS applying to the Sub-Fund's strategy and relies on a combination of exclusion policies (normative and sectorial), engagement and voting approaches.

- Exclusion: Amundi has defined normative, activity-based and sector-based exclusion rules covering some of the key adverse sustainability indicators listed by the Disclosure Regulation.

- Engagement: Engagement is a continuous and purpose driven process aimed at influencing the activities or behavior of investee companies. The aim of engagement activities can fall into two categories : to engage an issuer to improve the way it integrates the environmental and social dimension, to engage an issuer to improve its impact on environmental, social, and human rights-related or other sustainability matters that are material to society and the global economy.

- Vote: Amundi's voting policy responds to an holistic analysis of all the long-term issues that may influence value creation, including material ESG issues. For more information please refer to Amundi's Voting Policy .

- Controversies monitoring: Amundi has developed a controversy tracking system that relies on three external data providers to systematically track controversies and their level of severity. This

quantitative approach is then enriched with an in-depth assessment of each severe controversy, led by ESG analysts and the periodic review of its evolution. This approach applies to all of Amundi's funds.

For any indication on how mandatory Principal Adverse Impact indicators are used, please refer to the Amundi ESG Regulatory Statement available at [www.amundi.lu](http://www.amundi.lu)

No



### The Investment strategy guides

investment decisions based on factors such as investment objectives and risk tolerance.

### Good

governance practices include sound management structures, employee relations, remuneration of staff and tax compliance.

## What investment strategy does this financial product follow?

The Sub-Funds track the performance of MSCI EM ESG Leaders 5% Issuer Capped Index ("the Index"), and minimizes the tracking error between the net asset value of the sub-fund and the performance of the Index.

MSCI EM ESG Leaders 5% Issuer Capped Index is an equity index based on the MSCI Emerging Markets Index ("Parent Index"), representative of the large and mid-cap securities of 27 emerging countries (as of November 2021) and issued by companies that have the highest Environmental, Social and Governance (ESG) rating in each sector of the Parent Index.

### ● **What are the binding elements of the investment strategy used to select the investments to attain each of the environmental or social characteristics promoted by this financial product?**

This is a passively managed ETF. Its investment strategy is to replicate the Index while minimizing the related tracking error.

MSCI EM ESG Leaders 5% Issuer Capped Index (the "Index") applicable universe includes all securities of the Parent Index.

The securities are selected by applying a combination of values based exclusions and a best-in-class selection process to companies in the MSCI Emerging Markets Index by:

1. Firstly excluding companies involved in the following business activities as per MSCI ESG Research: Alcohol, Gambling, Tobacco, Nuclear Power, Conventional Weapons, Nuclear Weapons, Controversial Weapons, Civilian Firearms, Thermal Coal and Unconventional Oil & Gas.

2. The remaining companies are rated based on their ability to manage their ESG risks and opportunities and are given a rating which determines their eligibility for inclusion in the Index :

- Companies that are not existing constituents of the MSCI ESG Leaders Indexes must have an MSCI ESG Rating of "BB" or above and the MSCI ESG Controversies score of "3" or above to be eligible.
- Current constituents of the MSCI ESG Leaders Indexes must have a MSCI ESG Rating of "BB" or above and the MSCI ESG Controversies score of "1" or above to remain eligible.

3. A best-in-class selection process is then applied to the remaining eligible securities in the selected universe. The methodology aims to include the securities of companies with the highest ESG ratings making up 50% of the market capitalization in each Global Industry Classification Standard (GICS) sector of the Parent Index.

The Product strategy is also relying on systematic exclusions policies (normative and sectorials) as further described in Amundi Responsible Investment policy.

### ● **What is the committed minimum rate to reduce the scope of the investments considered prior to the application of that investment strategy?**

There is no committed minimum rate to reduce the scope of the investments considered prior to the application of that investment strategy.

● **What is the policy to assess good governance practices of the investee companies?**

We rely on Amundi ESG scoring methodology. Amundi's ESG scoring is based on a proprietary ESG analysis framework, which accounts for 38 general and sector-specific criteria, including governance criteria. In the Governance dimension, we assess an issuer's ability to ensure an effective corporate governance framework that guarantees it will meet its long-term objectives (e.g. guaranteeing the issuer's value over the long term) The governance sub-criteria considered are: board structure, audit and control, remuneration, shareholders' rights, ethics, tax practices and ESG strategy

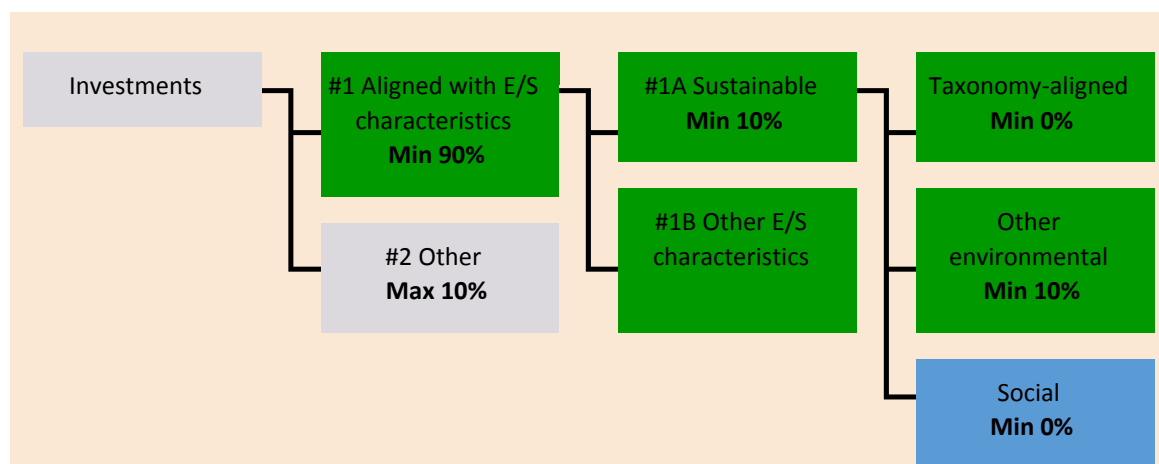
Amundi ESG Rating scale contains seven grades, ranging from A to G, where A is the best and G the worst rating. G-rated companies are excluded from our investment universe.



**What is the asset allocation planned for this financial product?**

At least 90% of the Sub-Fund's securities and instruments will meet the promoted environmental or social characteristics in accordance with the binding elements of the Index methodology. Furthermore, the Sub-Fund commits to have a minimum of 10% of sustainable investments as per the below chart. Investments aligned with other E/S characteristics (#1B) will represent the difference between the actual proportion of investments aligned with environmental or social characteristics (#1) and the actual proportion of sustainable investments (#1A).

The planned proportion of other environmental investment represents a minimum of 10% (i) and may change as the actual proportions of Taxonomy-aligned and/or Social investments increase.



**#1 Aligned with E/S characteristics** includes the investments of the financial product used to attain the environmental or social characteristics promoted by the financial product.

**#2 Other** includes the remaining investments of the financial product which are neither aligned with the environmental or social characteristics, nor are qualified as sustainable investments

The category **#1 Aligned with E/S characteristics** covers:

- The sub-category **#1A Sustainable** covers sustainable investments with environmental or social objectives.
- The sub-category **#1B Other E/S characteristics** covers investments aligned with the environmental or social characteristics that do not qualify as sustainable investments.

● **How does the use of derivatives attain the environmental or social characteristics promoted by the financial product?**

Derivatives are not used to attain the environmental and social characteristics promoted by the Sub-Fund.

**Asset allocation** describes the share of investments in specific assets.

Taxonomy-aligned activities are expressed as a share of:

- **turnover** reflecting the share of revenue from green activities of investee companies
- **capital expenditure (CapEx)** showing the green investments made by investee companies, e.g. for a transition to a green economy.
- **operational expenditure (OpEx)** reflecting green operational activities of investee companies.

### Enabling activities

directly enable other activities to make a substantial contribution to an environmental objective.

### Transitional activities

are activities for which low-carbon alternatives are not yet available and among others have greenhouse gas emission levels corresponding to the best performance.



## To what minimum extent are sustainable investments with an environmental objective aligned with the EU Taxonomy?

The sub-fund currently has no minimum commitment to sustainable investments with an environmental objective aligned with the EU Taxonomy. The Sub-Fund does not commit to make taxonomy-compliant investments in fossil gas and/or nuclear energy as illustrated below. Nevertheless, as part of the investment strategy, it may invest in companies that are also active in these industries. Such investments may or may not be taxonomy aligned.

### Does the financial product invest in fossil gas and/or nuclear energy related activities that comply with the EU Taxonomy ?

Yes :

In fossil gas

In nuclear energy

No

The two graphs below show in green the minimum percentage of investments that are aligned with the EU Taxonomy. As there is no appropriate methodology to determine the Taxonomy-alignment of sovereign bonds\*, the first graph shows the Taxonomy alignment in relation to all the investments of the financial product including sovereign bonds, while the second graph shows the Taxonomy alignment only in relation to the investments of the financial product other than sovereign bonds.

#### 1. Taxonomy-alignment of investments including sovereign bonds\*

■ Taxonomy-aligned (no fossil gas and nuclear)

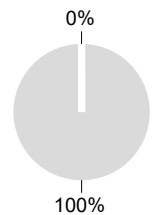
■ Non Taxonomy-aligned



#### 2. Taxonomy-alignment of investments excluding sovereign bonds\*

■ Taxonomy-aligned (no fossil gas and nuclear)

■ Non Taxonomy-aligned



This graph represents 100% of the total investments.\*\*

\* For the purpose of these graphs, 'sovereigns bonds' consist of all sovereign exposures

\*\* This percentage is purely indicative and may vary.

### What is the minimum share of investments in transitional and enabling activities?

The funds has no minimum proportion of investment in transitional or enabling activities.



are sustainable investments with an environmental objective that **do not take into account the criteria** for environmentally sustainable economic activities under the EU Taxonomy.



**What is the minimum share of sustainable investments with an environmental objective that are not aligned with the EU Taxonomy?**

The Sub-Fund will have a minimum commitment of 10% of Sustainable Investments with an environmental objective as indicated in this Annex with no commitment on their alignment with the EU Taxonomy.



**What is the minimum share of socially sustainable investments?**

The Sub-Fund has no minimum share of socially sustainable investments.



**What investments are included under “#2 Other”, what is their purpose and are there any minimum environmental or social safeguards?**

Included in "#2 Other" are cash and instruments for the purpose of liquidity and portfolio risk management. It may also include ESG unrated securities for which data needed for the measurement of attainment of environmental or social characteristics is not available.



**Reference benchmarks** are indexes to measure whether the financial products attain the environmental or social characteristics that they promote.

**Is a specific index designated as a reference benchmark to determine whether this financial product is aligned with the environmental and/or social characteristics that it promotes?**

Yes, the Index has been designated as a reference benchmark to determine whether the Sub-Fund is aligned with the environmental and/or social characteristics that it promotes.

● **How is the reference benchmark continuously aligned with each of the environmental or social characteristics promoted by the financial product?**

According to applicable regulations to index sponsors (including BMR), index sponsors should define appropriate controls/diligence when defining and/or operating index methodologies of regulated indexes.

● **How is the alignment of the investment strategy with the methodology of the index ensured on a continuous basis?**

The investment objective of the Sub-Fund is to track both the upward and downward evolution of the Index, while minimising the difference between the return of the Sub-Fund and the return of the Index.

● **How does the designated index differ from a relevant broad market index?**

MSCI EM ESG Leaders 5% Issuer Capped Index is an equity index based on the MSCI Emerging Markets Index ("Parent Index"), representative of the large and mid-cap securities of 27 emerging countries (as of November 2021) and issued by companies that have the highest Environmental, Social and Governance (ESG) rating in each sector of the Parent Index.

● **Where can the methodology used for the calculation of the designated index be found?**

Additional information on the Index can be found at <https://www.msci.com/index-methodology>



**Where can I find more product specific information online?**

Additional information on the Sub-Fund can be found at [www.amundiETF.com](http://www.amundiETF.com).



**Disclaimer**

15/10/2023.

**Pre-contractual disclosure for the financial products referred to in Article 8, paragraphs 1, 2 and 2a, of Regulation (EU) 2019/2088 and Article 6, first paragraph, of Regulation (EU) 2020/852**

**Sustainable investment**

means an investment in an economic activity that contributes to an environmental or social objective, provided that the investment does not significantly harm any environmental or social objective and that the investee companies follow good governance practices.

The **EU Taxonomy** is a classification system laid down in Regulation (EU) 2020/852, establishing a list of **environmentally sustainable economic activities**. That Regulation does not lay down a list of socially sustainable economic activities. Sustainable investments with an environmental objective might be aligned with the Taxonomy or not.



**Sustainability**

**indicators** measure how the environmental or social characteristics promoted by the financial product are attained.

**Product name:**  
AMUNDI EURO CORP 0-1Y ESG

**Legal entity identifier:**  
213800LLBNM6TDFBXD07

**Environmental and/or social characteristics**

**Does this financial product have a sustainable investment objective?**

**Yes**    **X No**

- It will make a minimum of **sustainable investments with an environmental objective: \_\_\_%**
  - in economic activities that qualify as environmentally sustainable under the EU Taxonomy
  - in economic activities that do not qualify as environmentally sustainable under the EU Taxonomy
- It will make a minimum of **sustainable investments with a social objective: \_\_\_%**
- It promotes Environmental/Social (E/S) characteristics** and while it does not have as its objective a sustainable investment, it will have a minimum proportion of 15% of sustainable investments
  - with an environmental objective in economic activities that qualify as environmentally sustainable under the EU Taxonomy
  - with an environmental objective in economic activities that do not qualify as environmentally sustainable under the EU Taxonomy
  - with a social objective
- It promotes E/S characteristics, but **will not make any sustainable investments**

**What environmental and/or social characteristics are promoted by this financial product?**

The Sub-Fund promotes environmental and/or social characteristics through among others, replicating an Index integrating an environmental, social and governance ("ESG") rating.

The Index methodology is constructed using a "Best-in-class approach": best ranked companies are selected to construct the Index.

"Best-in-class" is an approach where leading or best-performing investments are selected within a universe, industry sector or class. Using such Best-in-class approach, the Index follows an extra-financial approach significantly engaging that permits the reduction by at least 20% of the initial investment universe (expressed in number of issuers).

**What sustainability indicators are used to measure the attainment of each of the environmental or social characteristics promoted by this financial product?**

The MSCI ESG Rating is used to measure the attainment of each of the environmental and or social characteristic promoted by this financial product.

MSCI ESG Rating methodology uses a rules-based methodology designed to measure a company's resilience to long-term, industry material ESG risks. It is based on extra-financial ESG key issues that

focus on the intersection between a company's core business and the industry-specific issues that may create significant risks and opportunities for the company. The ESG key issues are weighted according to impact and time horizon of the risk or opportunity. The ESG key issues include for instance, but are not limited to, water stress, carbon emissions, labor management or business ethics.

More detailed on MSCI ESG Rating can be found on the following link:

<https://www.msci.com/documents/1296102/21901542/ESG-Ratings-Methodology-Exec-Summary.pdf>

More details on MSCI ESG Controversy score can be found on the following link:

<https://www.msci.com/documents/1296102/14524248/MSCI+ESG+Research+Controversies+Executive+Summary+Methodology+-+July+2020.pdf/b0a2bb88-2360-1728-b70e-2f0a889b6bd4>

More precisely, iBoxx MSCI ESG EUR Corporates 0-1 TCA Index ("the Index") applies the following ESG filters:

- Companies involved in business lines/activities\*: such as Alcohol, Tobacco, Gambling, Adult Entertainment, Genetically Modified organisms (GMO), Nuclear Power, Conventional and Controversial Weapons, Civilian Firearms, Thermal Coal or Fossil Fuels, as per the standard Bloomberg MSCI SRI screen, are excluded.

- issuers must have an MSCI ESG Rating of BBB or above and an MSCI ESG Controversies score of 1 or above to be eligible.

Issuers in the eligible universe are excluded, then remaining issuers are ranked according to the following criteria

- MSCI ESG rating (higher Ticker ESG rating preferred to remain in the index)

- MSCI ESG Controversies score (higher TICKER controversies score preferred to remain in the index)

- Market value (higher aggregated ticker market value preferred to remain in the index)

Then based on this ranking, issuers will be excluded from the index, until the number of excluded issuers is higher or equal than 20% of the eligible universe total number of issuers.

The weight of each index component is based on its market value. Additionally, the market cap weight of each issuer is capped at 3%.

\* For more information on the business lines/activities and the screen, please refer to the Index methodology available on [bloombergindices.com](http://bloombergindices.com)

● ***What are the objectives of the sustainable investments that the financial product partially intends to make and how does the sustainable investment contribute to such objectives?***

The objectives of the sustainable investments are to invest in investee companies that seek to meet two criteria:

1) follow best environmental and social practices; and

2) avoid making products or providing services that harm the environment and society.

In order for the investee company to be deemed to contribute to the above objective it must be a "best performer" within its sector of activity on at least one of its material environmental or social factors.

The definition of "best performer" relies on Amundi's proprietary ESG methodology which aims to measure the ESG performance of an investee company. In order to be considered a "best performer", an investee company must perform with the best top three rating (A, B or C, out of a rating scale going from A to G) within its sector on at least one material environmental or social factor. Material environmental and social factors are identified at a sector level. The identification of material factors

is based on Amundi ESG analysis framework which combines extra-financial data and qualitative analysis of associated sector and sustainability themes. Factors identified as material result in a contribution of more than 10% to the overall ESG score. For energy sector for example, material factors are: emissions and energy, biodiversity and pollution, health and security, local communities and human rights. For a more complete overview of sectors and factors, please refer to the Amundi ESG Regulatory Statement available at [www.amundi.lu](http://www.amundi.lu)

To contribute to the above objectives, the investee company should not have significant exposure to activities (e.g. tobacco, weapons, gambling, coal, aviation, meat production, fertilizer and pesticide manufacturing, single-use plastic production) not compatible with such criteria.

The sustainable nature of an investment is assessed at investee company level.

By applying the Amundi's above described Sustainable Investment definition to the Index constituents of this passively managed ETF Product, Amundi has determined that this Product has the minimum proportion of sustainable investments stated in page 1 above. However, please note that Amundi Sustainable Investment definition is not implemented at the Index methodology level.

**Principal adverse impacts** are the most significant negative impact of investment decisions on sustainability factors relating to environmental, social and employee matters, respect for human rights, anti-corruption and anti-bribery matters.

● ***How do the sustainable investments that the financial product partially intends to make, not cause significant harm to any environmental or social sustainable investment objective?***

To ensure sustainable investments do no significant harm ('DNSH'), Amundi utilises two filters:

The first DNSH test filter relies on monitoring the mandatory Principal Adverse Impacts indicators in Annex 1, Table 1 of the RTS where robust data is available (e.g. GHG intensity of investee companies) via a combination of indicators (e.g. carbon intensity) and specific thresholds or rules (e.g. that the investee company's carbon intensity does not belong to the last decile of the sector).

Amundi already considers specific Principle Adverse Impacts within its exclusion policy as part of Amundi's Responsible Investment Policy. These exclusions, which apply on the top of the tests detailed above, cover the following topics: exclusions on controversial weapons, Violations of UN Global Compact principles, coal and tobacco.

Beyond the specific sustainability factors covered in the first filter, Amundi has defined a second filter, which does not take the mandatory Principal Adverse Impact indicators above into account, in order to verify that the company does not badly perform from an overall environmental or social standpoint compared to other companies within its sector which corresponds to an environmental or social score superior or equal to E using Amundi's ESG rating.

*How have the indicators for adverse impacts on sustainability factors been taken into account?*

The indicators for adverse impacts have been taken into account as detailed in the first do not significant harm (DNSH) filter above:

The first DNSH filter relies on monitoring of mandatory Principal Adverse Impacts indicators in Annex 1, Table 1 of the RTS where robust data is available via the combination of following indicators and specific thresholds or rules:

- Have a CO2 intensity which does not belong to the last decile compared to other companies within its sector (only applies to high intensity sectors), and
- Have a Board of Directors' diversity which does not belong to the last decile compared to other companies within its sector, and
- Be cleared of any controversy in relation to work conditions and human rights.

- Be cleared of any controversy in relation to biodiversity and pollution

Amundi already considers specific Principle Adverse Impacts within its exclusion policy as part of Amundi's Responsible Investment Policy. These exclusions, which apply on the top of the tests detailed above, cover the following topics: exclusions on controversial weapons, Violations of UN Global Compact principles, coal and tobacco.

*How are the sustainable investments aligned with the OECD Guidelines for Multinational Enterprises and the UN Guiding Principles on Business and Human Rights? Details:*

The OECD Guidelines for Multinational Enterprises and the UN Guiding Principles on Business and Human Rights are integrated into our ESG scoring methodology. Our proprietary ESG rating tool assesses issuers using available data from our data providers. For example the model has a dedicated criteria called "Community Involvement & Human Rights" which is applied to all sectors in addition to other human rights linked criteria including socially responsible supply chains, working conditions, and labor relations. Furthermore, we conduct controversy monitoring on a, at minimum, quarterly basis which includes companies identified for human rights violations. When controversies arise, analysts will evaluate the situation and apply a score to the controversy (using our proprietary scoring methodology) and determine the best course of action. Controversy scores are updated quarterly to track the trend and remediation efforts

*The EU Taxonomy sets out a "do not significantly harm" principle by which Taxonomy-aligned investments should not significantly harm EU Taxonomy objectives and is accompanied by specific EU criteria.*

The "do not significantly harm" principle applies only to those investments underlying the financial product that take into account the EU criteria for environmentally sustainable economic activities. The investments underlying the remaining portion of this financial product do not take into account the EU criteria for environmentally sustainable economic activities.

*Any other sustainable investments must also not significantly harm any environmental or social objectives.*



### **Does this financial product consider principal adverse impacts on sustainability factors?**

**X** Yes, The Sub-Fund considers Principal Adverse Impacts as per Annex 1, Table 1 of the RTS applying to the Sub-Fund's strategy and relies on a combination of exclusion policies (normative and sectorial), engagement and voting approaches.

- Exclusion: Amundi has defined normative, activity-based and sector-based exclusion rules covering some of the key adverse sustainability indicators listed by the Disclosure Regulation.

- Engagement: Engagement is a continuous and purpose driven process aimed at influencing the activities or behavior of investee companies. The aim of engagement activities can fall into two categories : to engage an issuer to improve the way it integrates the environmental and social dimension, to engage an issuer to improve its impact on environmental, social, and human rights-related or other sustainability matters that are material to society and the global economy.

- Vote: Amundi's voting policy responds to an holistic analysis of all the long-term issues that may influence value creation, including material ESG issues. For more information please refer to Amundi's Voting Policy .

- Controversies monitoring: Amundi has developed a controversy tracking system that relies on three

external data providers to systematically track controversies and their level of severity. This quantitative approach is then enriched with an in-depth assessment of each severe controversy, led by ESG analysts and the periodic review of its evolution. This approach applies to all of Amundi's funds.

For any indication on how mandatory Principal Adverse Impact indicators are used, please refer to the Amundi ESG Regulatory Statement available at [www.amundi.lu](http://www.amundi.lu)

No



**The Investment strategy** guides investment decisions based on factors such as investment objectives and risk tolerance.

**Good governance** practices include sound management structures, employee relations, remuneration of staff and tax compliance.

### What investment strategy does this financial product follow?

To track the performance of iBoxx MSCI ESG EUR Corporates 0-1 TCA Index ("the Index"), and to minimize the tracking error between the net asset value of the sub-fund and the performance of the Index.

Iboxx MSCI ESG EUR Corporates 0-1 TCA Index is a bond index representative of euro-denominated, Investment Grade, fixed-rate bonds issued by private companies (known as 'corporate bonds') with a residual maturity ranging from 1 month to 1 year and applies additional sector and ESG criteria for security eligibility.

#### ● **What are the binding elements of the investment strategy used to select the investments to attain each of the environmental or social characteristics promoted by this financial product?**

This is a passively managed ETF. Its investment strategy is to replicate the Index while minimizing the related tracking error.

iBoxx MSCI ESG EUR Corporates 0-1 TCA Index ("the Index") applies the following ESG filters:

- Companies involved in business lines/activities\*: such as Alcohol, Tobacco, Gambling, Adult Entertainment, Genetically Modified organisms (GMO), Nuclear Power, Conventional and Controversial Weapons, Civilian Firearms, Thermal Coal or Fossil Fuels, as per the standard Bloomberg MSCI SRI screen, are excluded.
- issuers must have an MSCI ESG Rating of BBB or above and an MSCI ESG Controversies score of 1 or above to be eligible.

Issuers in the eligible universe are excluded, then remaining issuers are ranked according to the following criteria

- MSCI ESG rating (higher Ticker ESG rating preferred to remain in the index)
- MSCI ESG Controversies score (higher TICKER controversies score preferred to remain in the index)
- Market value (higher aggregated ticker market value preferred to remain in the index)

Then based on this ranking, issuers will be excluded from the index, until the number of excluded issuers is higher or equal than 20% of the eligible universe total number of issuers.

The weight of each index component is based on its market value. Additionally, the market cap weight of each issuer is capped at 3%.

\* For more information on the business lines/activities and the screen, please refer to the Index methodology available on [bloombergindices.com](http://bloombergindices.com)

The Product strategy is also relying on systematic exclusions policies (normative and sectorials) as further described in Amundi Responsible Investment policy

#### ● **What is the committed minimum rate to reduce the scope of the investments considered prior to the application of that investment strategy?**

There is no committed minimum rate to reduce the scope of the investments considered prior to the

application of that investment strategy.

● **What is the policy to assess good governance practices of the investee companies?**

We rely on Amundi ESG scoring methodology. Amundi's ESG scoring is based on a proprietary ESG analysis framework, which accounts for 38 general and sector-specific criteria, including governance criteria. In the Governance dimension, we assess an issuer's ability to ensure an effective corporate governance framework that guarantees it will meet its long-term objectives (e.g. guaranteeing the issuer's value over the long term) The governance sub-criteria considered are: board structure, audit and control, remuneration, shareholders' rights, ethics, tax practices and ESG strategy

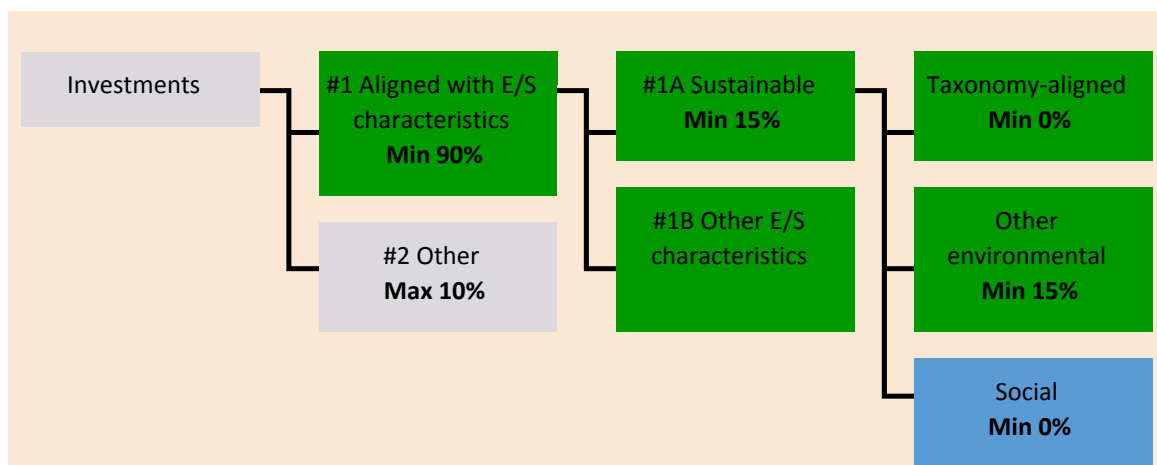
Amundi ESG Rating scale contains seven grades, ranging from A to G, where A is the best and G the worst rating. G-rated companies are excluded from our investment universe.



**What is the asset allocation planned for this financial product?**

At least 90% of the Sub-Fund's securities and instruments will meet the promoted environmental or social characteristics in accordance with the binding elements of the Index methodology. Furthermore, the Sub-Fund commits to have a minimum of 15% of sustainable investments as per the below chart. Investments aligned with other E/S characteristics (#1B) will represent the difference between the actual proportion of investments aligned with environmental or social characteristics (#1) and the actual proportion of sustainable investments (#1A).

The planned proportion of other environmental investment represents a minimum of 15% (i) and may change as the actual proportions of Taxonomy-aligned and/or Social investments increase.



**#1 Aligned with E/S characteristics** includes the investments of the financial product used to attain the environmental or social characteristics promoted by the financial product.

**#2 Other** includes the remaining investments of the financial product which are neither aligned with the environmental or social characteristics, nor are qualified as sustainable investments

The category **#1 Aligned with E/S characteristics** covers:

- The sub-category **#1A Sustainable** covers sustainable investments with environmental or social objectives.
- The sub-category **#1B Other E/S characteristics** covers investments aligned with the environmental or social characteristics that do not qualify as sustainable investments.

● **How does the use of derivatives attain the environmental or social characteristics promoted by the financial product?**

Derivatives are not used to attain the environmental and social characteristics promoted by the Sub-Fund.

**Asset allocation** describes the share of investments in specific assets.

Taxonomy-aligned activities are expressed as a share of:

- **turnover** reflecting the share of revenue from green activities of investee companies
- **capital expenditure** (CapEx) showing the green investments made by investee companies, e.g. for a transition to a green economy.
- **operational expenditure** (OpEx) reflecting green operational activities of investee companies.

### Enabling activities

directly enable other activities to make a substantial contribution to an environmental objective.

### Transitional activities

are activities for which low-carbon alternatives are not yet available and among others have greenhouse gas emission levels corresponding to the best performance.



## To what minimum extent are sustainable investments with an environmental objective aligned with the EU Taxonomy?

The sub-fund currently has no minimum commitment to sustainable investments with an environmental objective aligned with the EU Taxonomy. The Sub-Fund does not commit to make taxonomy-compliant investments in fossil gas and/or nuclear energy as illustrated below. Nevertheless, as part of the investment strategy, it may invest in companies that are also active in these industries. Such investments may or may not be taxonomy aligned.

### Does the financial product invest in fossil gas and/or nuclear energy related activities that comply with the EU Taxonomy ?

Yes :

In fossil gas

In nuclear energy

No

The two graphs below show in green the minimum percentage of investments that are aligned with the EU Taxonomy. As there is no appropriate methodology to determine the Taxonomy-alignment of sovereign bonds\*, the first graph shows the Taxonomy alignment in relation to all the investments of the financial product including sovereign bonds, while the second graph shows the Taxonomy alignment only in relation to the investments of the financial product other than sovereign bonds.

#### 1. Taxonomy-alignment of investments including sovereign bonds\*

Taxonomy-aligned (no fossil gas and nuclear)

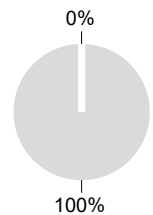
Non Taxonomy-aligned



#### 2. Taxonomy-alignment of investments excluding sovereign bonds\*

Taxonomy-aligned (no fossil gas and nuclear)

Non Taxonomy-aligned



This graph represents 100% of the total investments.\*\*

\* For the purpose of these graphs, 'sovereigns bonds' consist of all sovereign exposures

\*\* This percentage is purely indicative and may vary.

### What is the minimum share of investments in transitional and enabling activities?

The funds has no minimum proportion of investment in transitional or enabling activities.





are sustainable investments with an environmental objective that **do not take into account the criteria** for environmentally sustainable economic activities under the EU Taxonomy.



**What is the minimum share of sustainable investments with an environmental objective that are not aligned with the EU Taxonomy?**

The Sub-Fund will have a minimum commitment of 15% of Sustainable Investments with an environmental objective as indicated in this Annex with no commitment on their alignment with the EU Taxonomy.



**What is the minimum share of socially sustainable investments?**

The Sub-Fund has no minimum share of socially sustainable investments.



**What investments are included under “#2 Other”, what is their purpose and are there any minimum environmental or social safeguards?**

Included in “#2 Other” are cash and instruments for the purpose of liquidity and portfolio risk management. It may also include ESG unrated securities for which data needed for the measurement of attainment of environmental or social characteristics is not available.



**Reference benchmarks** are indexes to measure whether the financial products attain the environmental or social characteristics that they promote.

**Is a specific index designated as a reference benchmark to determine whether this financial product is aligned with the environmental and/or social characteristics that it promotes?**

Yes, the Index has been designated as a reference benchmark to determine whether the Sub-Fund is aligned with the environmental and/or social characteristics that it promotes.

● **How is the reference benchmark continuously aligned with each of the environmental or social characteristics promoted by the financial product?**

According to applicable regulations to index sponsors (including BMR), index sponsors should define appropriate controls/diligence when defining and/or operating index methodologies of regulated indexes.

● **How is the alignment of the investment strategy with the methodology of the index ensured on a continuous basis?**

The investment objective of the Sub-Fund is to track both the upward and downward evolution of the Index, while minimising the difference between the return of the Sub-Fund and the return of the Index.

● **How does the designated index differ from a relevant broad market index?**

Iboxx MSCI ESG EUR Corporates 0-1 TCA Index is a bond index representative of euro-denominated, Investment Grade, fixed-rate bonds issued by private companies (known as 'corporate bonds') with a residual maturity ranging from 1 month to 1 year and applies additional sector and ESG criteria for security eligibility.

● **Where can the methodology used for the calculation of the designated index be found?**

Additional information on the Index can be found at <https://www.markit.com/Documentation/Product/Iboxx>



**Where can I find more product specific information online?**

Additional information on the Sub-Fund can be found at [www.amundiETF.com](http://www.amundiETF.com).

**Disclaimer**

15/10/2023.

**Pre-contractual disclosure for the financial products referred to in Article 8, paragraphs 1, 2 and 2a, of Regulation (EU) 2019/2088 and Article 6, first paragraph, of Regulation (EU) 2020/852**

**Sustainable investment**

means an investment in an economic activity that contributes to an environmental or social objective, provided that the investment does not significantly harm any environmental or social objective and that the investee companies follow good governance practices.

The **EU Taxonomy** is a classification system laid down in Regulation (EU) 2020/852, establishing a list of **environmentally sustainable economic activities**. That Regulation does not lay down a list of socially sustainable economic activities. Sustainable investments with an environmental objective might be aligned with the Taxonomy or not.



**Sustainability**

**indicators** measure how the environmental or social characteristics promoted by the financial product are attained.

**Product name:**

AMUNDI MSCI EUROPE EX SWITZERLAND ESG LEADERS

**Legal entity identifier:**

5493009JG8TNRW3XF071

**Environmental and/or social characteristics**

**Does this financial product have a sustainable investment objective?**

**Yes**

**No**

It will make a minimum of **sustainable investments with an environmental objective: \_\_\_%**

in economic activities that qualify as environmentally sustainable under the EU Taxonomy

in economic activities that do not qualify as environmentally sustainable under the EU Taxonomy

It will make a minimum of **sustainable investments with a social objective: \_\_\_%**

**It promotes Environmental/Social (E/S) characteristics** and while it does not have as its objective a sustainable investment, it will have a minimum proportion of 25% of sustainable investments

with an environmental objective in economic activities that qualify as environmentally sustainable under the EU Taxonomy

with an environmental objective in economic activities that do not qualify as environmentally sustainable under the EU Taxonomy

with a social objective

It promotes E/S characteristics, but **will not make any sustainable investments**

**What environmental and/or social characteristics are promoted by this financial product?**

The Sub-Fund promotes environmental and/or social characteristics through among others, replicating an Index integrating an environmental, social and governance ("ESG") rating.

The Index methodology is constructed using a "Best-in-class approach": best ranked companies are selected to construct the Index.

"Best-in-class" is an approach where leading or best-performing investments are selected within a universe, industry sector or class. Using such Best-in-class approach, the Index follows an extra-financial approach significantly engaging that permits the reduction by at least 20% of the initial investment universe (expressed in number of issuers).

**What sustainability indicators are used to measure the attainment of each of the environmental or social characteristics promoted by this financial product?**

The MSCI ESG Rating is used to measure the attainment of each of the environmental and or social characteristic promoted by this financial product.

MSCI ESG Rating methodology uses a rules-based methodology designed to measure a company's resilience to long-term, industry material ESG risks. It is based on extra-financial ESG key issues that

focus on the intersection between a company's core business and the industry-specific issues that may create significant risks and opportunities for the company. The ESG key issues are weighted according to impact and time horizon of the risk or opportunity. The ESG key issues include for instance, but are not limited to, water stress, carbon emissions, labor management or business ethics.

More detailed on MSCI ESG Rating can be found on the following link:

<https://www.msci.com/documents/1296102/21901542/ESG-Ratings-Methodology-Exec-Summary.pdf>

More details on MSCI ESG Controversy score can be found on the following link:

<https://www.msci.com/documents/1296102/14524248/MSCI+ESG+Research+Controversies+Executive+Summary+Methodology+-+July+2020.pdf/b0a2bb88-2360-1728-b70e-2f0a889b6bd4>

More precisely, MSCI Europe ex Switzerland ESG Leaders Select 5% Issuer Capped Index is an equity index based on the MSCI Europe ex Switzerland Index ("Parent Index") representative of large and mid-cap stocks across 14 Developed Markets (DM) countries in Europe (as of May 2022) excluding Switzerland and issued by companies that have the highest Environmental, Social and Governance (ESG) rating in each sector of the Parent Index.

The applicable universe includes all securities of the Parent Index.

The securities are selected by applying a combination of values based exclusions and a best-in-class selection process to companies in the Parent Index by:

1. Firstly excluding companies involved in the following business activities as per MSCI ESG Research\*: Alcohol, Gambling, Tobacco, Nuclear Power, Conventional Weapons, Nuclear Weapons, Controversial Weapons, Civilian Firearms, Thermal Coal and Unconventional Oil & Gas.

2. The remaining companies are rated based on their ability to manage their ESG risks and opportunities and are given a rating which determines their eligibility for inclusion in the Index :

- Companies that are not existing constituents of the MSCI ESG Leaders Indexes must have an MSCI ESG Rating\*\* of "BB" or above and the MSCI ESG Controversies\*\*\* score of "3" or above to be eligible.

- Current constituents of the MSCI ESG Leaders Indexes must have a MSCI ESG Rating of "BB" or above and the MSCI ESG Controversies score of "1" or above to remain eligible.

3. A best-in-class selection process is then applied to the remaining eligible securities in the selected universe. The methodology aims to include the securities of companies with the highest ESG ratings making up 50% of the market capitalization in each Global Industry Classification Standard (GICS) sector of the Parent Index.

Each constituent is weighted in proportion to its free float-adjusted market capitalization and capped at 5%.

\*For more information on the business activities and the screen, please refer to the Index methodology available on msci.com.

\*\*MSCI ESG Ratings provides research, analysis and ratings of how well companies manage environmental, social and governance risks and opportunities.

\*\*\*MSCI ESG Controversies provides assessments of controversies concerning the negative environmental, social, and/or governance impact of company operations, products and services.

● ***What are the objectives of the sustainable investments that the financial product partially intends to make and how does the sustainable investment contribute to such objectives?***

The objectives of the sustainable investments are to invest in investee companies that seek to meet two criteria:

1) follow best environmental and social practices; and

2) avoid making products or providing services that harm the environment and society.

In order for the investee company to be deemed to contribute to the above objective it must be a "best performer" within its sector of activity on at least one of its material environmental or social factors.

The definition of "best performer" relies on Amundi's proprietary ESG methodology which aims to measure the ESG performance of an investee company. In order to be considered a "best performer", an investee company must perform with the best top three rating (A, B or C, out of a rating scale going from A to G) within its sector on at least one material environmental or social factor. Material environmental and social factors are identified at a sector level. The identification of material factors is based on Amundi ESG analysis framework which combines extra-financial data and qualitative analysis of associated sector and sustainability themes. Factors identified as material result in a contribution of more than 10% to the overall ESG score. For energy sector for example, material factors are: emissions and energy, biodiversity and pollution, health and security, local communities and human rights. For a more complete overview of sectors and factors, please refer to the Amundi ESG Regulatory Statement available at [www.amundi.lu](http://www.amundi.lu)

To contribute to the above objectives, the investee company should not have significant exposure to activities (e.g. tobacco, weapons, gambling, coal, aviation, meat production, fertilizer and pesticide manufacturing, single-use plastic production) not compatible with such criteria.

The sustainable nature of an investment is assessed at investee company level.

By applying the Amundi's above described Sustainable Investment definition to the Index constituents of this passively managed ETF Product, Amundi has determined that this Product has the minimum proportion of sustainable investments stated in page 1 above. However, please note that Amundi Sustainable Investment definition is not implemented at the Index methodology level.

**Principal adverse impacts** are the most significant negative impact of investment decisions on sustainability factors relating to environmental, social and employee matters, respect for human rights, anti-corruption and anti-bribery matters.

● ***How do the sustainable investments that the financial product partially intends to make, not cause significant harm to any environmental or social sustainable investment objective?***

To ensure sustainable investments do no significant harm ('DNSH'), Amundi utilises two filters:

The first DNSH test filter relies on monitoring the mandatory Principal Adverse Impacts indicators in Annex 1, Table 1 of the RTS where robust data is available (e.g. GHG intensity of investee companies) via a combination of indicators (e.g. carbon intensity) and specific thresholds or rules (e.g. that the investee company's carbon intensity does not belong to the last decile of the sector).

Amundi already considers specific Principle Adverse Impacts within its exclusion policy as part of Amundi's Responsible Investment Policy. These exclusions, which apply on the top of the tests detailed above, cover the following topics: exclusions on controversial weapons, Violations of UN Global Compact principles, coal and tobacco.

Beyond the specific sustainability factors covered in the first filter, Amundi has defined a second filter, which does not take the mandatory Principal Adverse Impact indicators above into account, in order to verify that the company does not badly perform from an overall environmental or social standpoint compared to other companies within its sector which corresponds to an environmental or social score superior or equal to E using Amundi's ESG rating.

***How have the indicators for adverse impacts on sustainability factors been taken into account?***

The indicators for adverse impacts have been taken into account as detailed in the first do not significant harm (DNSH) filter above:

The first DNSH filter relies on monitoring of mandatory Principal Adverse Impacts indicators in Annex 1, Table 1 of the RTS where robust data is available via the combination of following indicators and specific thresholds or rules:

- Have a CO2 intensity which does not belong to the last decile compared to other companies within its sector (only applies to high intensity sectors), and
- Have a Board of Directors' diversity which does not belong to the last decile compared to other companies within its sector, and
- Be cleared of any controversy in relation to work conditions and human rights.
- Be cleared of any controversy in relation to biodiversity and pollution

Amundi already considers specific Principle Adverse Impacts within its exclusion policy as part of Amundi's Responsible Investment Policy. These exclusions, which apply on the top of the tests detailed above, cover the following topics: exclusions on controversial weapons, Violations of UN Global Compact principles, coal and tobacco.

*How are the sustainable investments aligned with the OECD Guidelines for Multinational Enterprises and the UN Guiding Principles on Business and Human Rights? Details:*

The OECD Guidelines for Multinational Enterprises and the UN Guiding Principles on Business and Human Rights are integrated into our ESG scoring methodology. Our proprietary ESG rating tool assesses issuers using available data from our data providers. For example the model has a dedicated criteria called "Community Involvement & Human Rights" which is applied to all sectors in addition to other human rights linked criteria including socially responsible supply chains, working conditions, and labor relations. Furthermore, we conduct controversy monitoring on a, at minimum, quarterly basis which includes companies identified for human rights violations. When controversies arise, analysts will evaluate the situation and apply a score to the controversy (using our proprietary scoring methodology) and determine the best course of action. Controversy scores are updated quarterly to track the trend and remediation efforts

*The EU Taxonomy sets out a "do not significantly harm" principle by which Taxonomy-aligned investments should not significantly harm EU Taxonomy objectives and is accompanied by specific EU criteria.*

The "do not significantly harm" principle applies only to those investments underlying the financial product that take into account the EU criteria for environmentally sustainable economic activities. The investments underlying the remaining portion of this financial product do not take into account the EU criteria for environmentally sustainable economic activities.

*Any other sustainable investments must also not significantly harm any environmental or social objectives.*



#### **Does this financial product consider principal adverse impacts on sustainability factors?**

**X** Yes, The Sub-Fund considers Principal Adverse Impacts as per Annex 1, Table 1 of the RTS applying to the Sub-Fund's strategy and relies on a combination of exclusion policies (normative and sectorial), engagement and voting approaches.

- Exclusion: Amundi has defined normative, activity-based and sector-based exclusion rules covering

some of the key adverse sustainability indicators listed by the Disclosure Regulation.

- **Engagement:** Engagement is a continuous and purpose driven process aimed at influencing the activities or behavior of investee companies. The aim of engagement activities can fall into two categories : to engage an issuer to improve the way it integrates the environmental and social dimension, to engage an issuer to improve its impact on environmental, social, and human rights-related or other sustainability matters that are material to society and the global economy.

- **Vote:** Amundi's voting policy responds to an holistic analysis of all the long-term issues that may influence value creation, including material ESG issues. For more information please refer to Amundi's Voting Policy .

- **Controversies monitoring:** Amundi has developed a controversy tracking system that relies on three external data providers to systematically track controversies and their level of severity. This quantitative approach is then enriched with an in-depth assessment of each severe controversy, led by ESG analysts and the periodic review of its evolution. This approach applies to all of Amundi's funds.

For any indication on how mandatory Principal Adverse Impact indicators are used, please refer to the Amundi ESG Regulatory Statement available at [www.amundi.lu](http://www.amundi.lu)

No



#### The Investment strategy guides

investment decisions based on factors such as investment objectives and risk tolerance.

#### Good

governance practices include sound management structures, employee relations, remuneration of staff and tax compliance.

### What investment strategy does this financial product follow?

To track the performance of MSCI Europe ex Switzerland ESG Leaders Select 5% Issuer Capped Index (the "Index"), and to minimize the tracking error between the net asset value of the sub-fund and the performance of the Index.

MSCI Europe ex Switzerland ESG Leaders Select 5% Issuer Capped Index is an equity index based on the MSCI Europe ex Switzerland Index ("Parent Index") representative of large and mid-cap stocks across 14 Developed Markets (DM) countries in Europe (as of May 2022) excluding Switzerland and issued by companies that have the highest Environmental, Social and Governance (ESG) rating in each sector of the Parent Index.

#### ● **What are the binding elements of the investment strategy used to select the investments to attain each of the environmental or social characteristics promoted by this financial product?**

This is a passively managed ETF. Its investment strategy is to replicate the Index while minimizing the related tracking error.

MSCI Europe ex Switzerland ESG Leaders Select 5% Issuer Capped Index is an equity index based on the MSCI Europe ex Switzerland Index ("Parent Index") representative of large and mid-cap stocks across 14 Developed Markets (DM) countries in Europe (as of May 2022) excluding Switzerland and issued by companies that have the highest Environmental, Social and Governance (ESG) rating in each sector of the Parent Index.

The applicable universe includes all securities of the Parent Index.

The securities are selected by applying a combination of values based exclusions and a best-in-class selection process to companies in the Parent Index by:

1. Firstly excluding companies involved in the following business activities as per MSCI ESG Research\*: Alcohol, Gambling, Tobacco, Nuclear Power, Conventional Weapons, Nuclear Weapons, Controversial Weapons, Civilian Firearms, Thermal Coal and Unconventional Oil & Gas.

2. The remaining companies are rated based on their ability to manage their ESG risks and

opportunities and are given a rating which determines their eligibility for inclusion in the Index :

- Companies that are not existing constituents of the MSCI ESG Leaders Indexes must have an MSCI ESG Rating\*\* of "BB" or above and the MSCI ESG Controversies\*\*\* score of "3" or above to be eligible.
- Current constituents of the MSCI ESG Leaders Indexes must have a MSCI ESG Rating of "BB" or above and the MSCI ESG Controversies score of "1" or above to remain eligible.

3. A best-in-class selection process is then applied to the remaining eligible securities in the selected universe. The methodology aims to include the securities of companies with the highest ESG ratings making up 50% of the market capitalization in each Global Industry Classification Standard (GICS) sector of the Parent Index.

Each constituent is weighted in proportion to its free float-adjusted market capitalization and capped at 5%.

\*For more information on the business activities and the screen, please refer to the Index methodology available on msci.com.

\*\*MSCI ESG Ratings provides research, analysis and ratings of how well companies manage environmental, social and governance risks and opportunities.

\*\*\*MSCI ESG Controversies provides assessments of controversies concerning the negative environmental, social, and/or governance impact of company operations, products and services.

The Product strategy is also relying on systematic exclusions policies (normative and sectorials) as further described in Amundi Responsible Investment policy.

● ***What is the committed minimum rate to reduce the scope of the investments considered prior to the application of that investment strategy?***

There is no committed minimum rate to reduce the scope of the investments considered prior to the application of that investment strategy.

● ***What is the policy to assess good governance practices of the investee companies?***

We rely on Amundi ESG scoring methodology. Amundi's ESG scoring is based on a proprietary ESG analysis framework, which accounts for 38 general and sector-specific criteria, including governance criteria. In the Governance dimension, we assess an issuer's ability to ensure an effective corporate governance framework that guarantees it will meet its long-term objectives (e.g. guaranteeing the issuer's value over the long term) The governance sub-criteria considered are: board structure, audit and control, remuneration, shareholders' rights, ethics, tax practices and ESG strategy

Amundi ESG Rating scale contains seven grades, ranging from A to G, where A is the best and G the worst rating. G-rated companies are excluded from our investment universe.





**Asset allocation** describes the share of investments in specific assets.

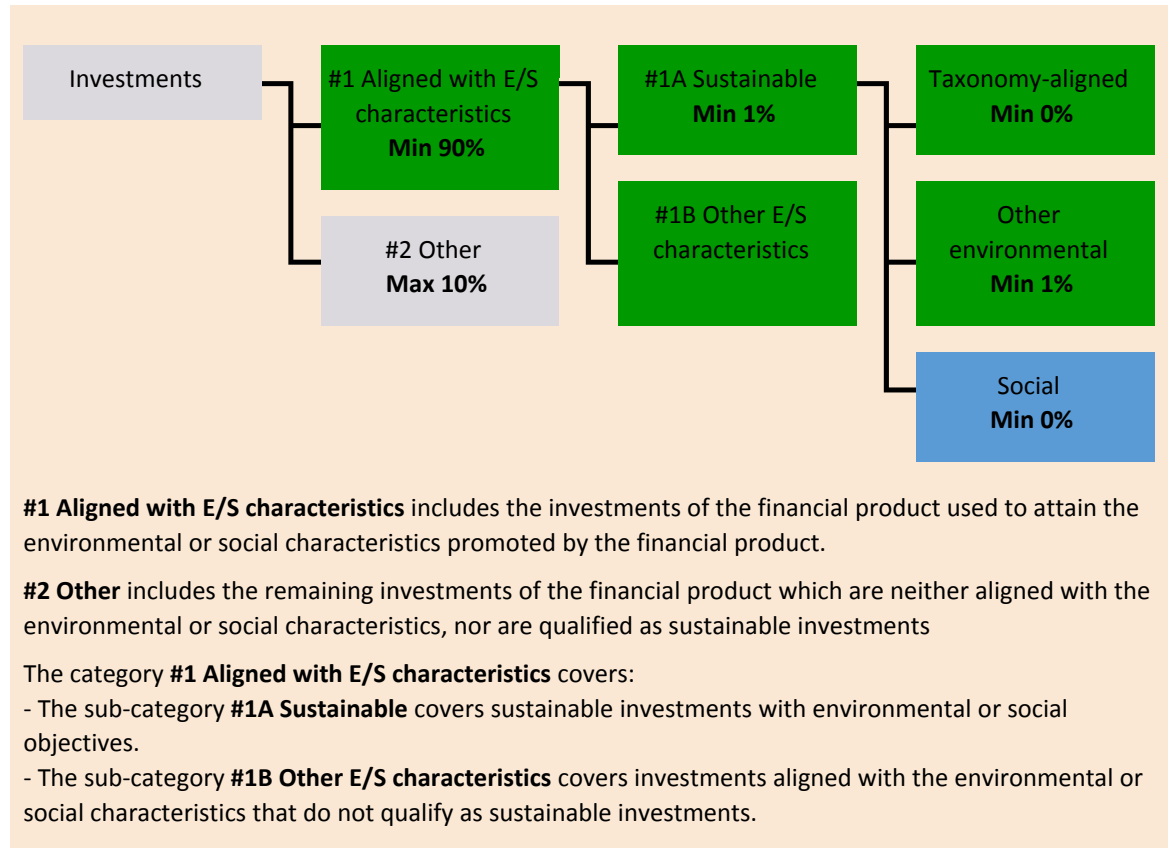
Taxonomy-aligned activities are expressed as a share of:

- **turnover** reflecting the share of revenue from green activities of investee companies
- **capital expenditure (CapEx)** showing the green investments made by investee companies, e.g. for a transition to a green economy.
- **operational expenditure (OpEx)** reflecting green operational activities of investee companies.

## What is the asset allocation planned for this financial product?

At least 90% of the Sub-Fund's securities and instruments will meet the promoted environmental or social characteristics in accordance with the binding elements of the Index methodology. Furthermore, the Sub-Fund commits to have a minimum of 1% of sustainable investments as per the below chart. Investments aligned with other E/S characteristics (#1B) will represent the difference between the actual proportion of investments aligned with environmental or social characteristics (#1) and the actual proportion of sustainable investments (#1A).

The planned proportion of other environmental investment represents a minimum of 1% (i) and may change as the actual proportions of Taxonomy-aligned and/or Social investments increase.



## ● How does the use of derivatives attain the environmental or social characteristics promoted by the financial product?

Derivatives are not used to attain the environmental and social characteristics promoted by the Sub-Fund.

### Enabling activities

directly enable other activities to make a substantial contribution to an environmental objective.

### Transitional activities

are activities for which low-carbon alternatives are not yet available and among others have greenhouse gas emission levels corresponding to the best performance.



## To what minimum extent are sustainable investments with an environmental objective aligned with the EU Taxonomy?

The sub-fund currently has no minimum commitment to sustainable investments with an environmental objective aligned with the EU Taxonomy. The Sub-Fund does not commit to make taxonomy-compliant investments in fossil gas and/or nuclear energy as illustrated below. Nevertheless, as part of the investment strategy, it may invest in companies that are also active in these industries. Such investments may or may not be taxonomy aligned.

### Does the financial product invest in fossil gas and/or nuclear energy related activities that comply with the EU Taxonomy ?

Yes :

In fossil gas

In nuclear energy

No

The two graphs below show in green the minimum percentage of investments that are aligned with the EU Taxonomy. As there is no appropriate methodology to determine the Taxonomy-alignment of sovereign bonds\*, the first graph shows the Taxonomy alignment in relation to all the investments of the financial product including sovereign bonds, while the second graph shows the Taxonomy alignment only in relation to the investments of the financial product other than sovereign bonds.

#### 1. Taxonomy-alignment of investments including sovereign bonds\*

■ Taxonomy-aligned (no fossil gas and nuclear)

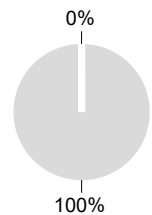
■ Non Taxonomy-aligned



#### 2. Taxonomy-alignment of investments excluding sovereign bonds\*

■ Taxonomy-aligned (no fossil gas and nuclear)

■ Non Taxonomy-aligned



This graph represents 100% of the total investments.\*\*

\* For the purpose of these graphs, 'sovereigns bonds' consist of all sovereign exposures

\*\* This percentage is purely indicative and may vary.

### What is the minimum share of investments in transitional and enabling activities?

The funds has no minimum proportion of investment in transitional or enabling activities.



are sustainable investments with an environmental objective that **do not take into account the criteria** for environmentally sustainable economic activities under the EU Taxonomy.



**What is the minimum share of sustainable investments with an environmental objective that are not aligned with the EU Taxonomy?**

The Sub-Fund will have a minimum commitment of 1% of Sustainable Investments with an environmental objective as indicated in this Annex with no commitment on their alignment with the EU Taxonomy.



**What is the minimum share of socially sustainable investments?**

The Sub-Fund has no minimum share of socially sustainable investments.



**What investments are included under “#2 Other”, what is their purpose and are there any minimum environmental or social safeguards?**

Included in "#2 Other" are cash and instruments for the purpose of liquidity and portfolio risk management. It may also include ESG unrated securities for which data needed for the measurement of attainment of environmental or social characteristics is not available.



**Reference benchmarks** are indexes to measure whether the financial products attain the environmental or social characteristics that they promote.

**Is a specific index designated as a reference benchmark to determine whether this financial product is aligned with the environmental and/or social characteristics that it promotes?**

Yes, the Index has been designated as a reference benchmark to determine whether the Sub-Fund is aligned with the environmental and/or social characteristics that it promotes.

● **How is the reference benchmark continuously aligned with each of the environmental or social characteristics promoted by the financial product?**

According to applicable regulations to index sponsors (including BMR), index sponsors should define appropriate controls/diligence when defining and/or operating index methodologies of regulated indexes.

● **How is the alignment of the investment strategy with the methodology of the index ensured on a continuous basis?**

The investment objective of the Sub-Fund is to track both the upward and downward evolution of the Index, while minimising the difference between the return of the Sub-Fund and the return of the Index.

● **How does the designated index differ from a relevant broad market index?**

MSCI Europe ex Switzerland ESG Leaders Select 5% Issuer Capped Index is an equity index based on the MSCI Europe ex Switzerland Index ("Parent Index") representative of large and mid-cap stocks across 14 Developed Markets (DM) countries in Europe (as of May 2022) excluding Switzerland and issued by companies that have the highest Environmental, Social and Governance (ESG) rating in each sector of the Parent Index.

● **Where can the methodology used for the calculation of the designated index be found?**

Additional information on the Index can be found at <https://www.msci.com/index-methodology>



**Where can I find more product specific information online?**

Additional information on the Sub-Fund can be found at [www.amundiETF.com](http://www.amundiETF.com).

**Disclaimer**

15/10/2023.



focus on the intersection between a company's core business and the industry-specific issues that may create significant risks and opportunities for the company. The ESG key issues are weighted according to impact and time horizon of the risk or opportunity. The ESG key issues include for instance, but are not limited to, water stress, carbon emissions, labor management or business ethics.

More detailed on MSCI ESG Rating can be found on the following link:

<https://www.msci.com/documents/1296102/21901542/ESG-Ratings-Methodology-Exec-Summary.pdf>

More details on MSCI ESG Controversy score can be found on the following link:

<https://www.msci.com/documents/1296102/14524248/MSCI+ESG+Research+Controversies+Executive+Summary+Methodology+-+July+2020.pdf/b0a2bb88-2360-1728-b70e-2f0a889b6bd4>

More precisely, Bloomberg MSCI Euro Aggregate Sustainable SRI Sector Neutral Index (the "Index") applies the following filters:

1. Securities composing the Index must have an ESG rating of BBB or higher to be eligible.
2. Companies involved in business lines/activities\*: such as Alcohol, Tobacco, Gambling, Adult Entertainment, Genetically Modified organisms (GMO), Nuclear Power, Conventional and Controversial Weapons, Civilian Firearms, Thermal Coal or Fossil Fuels, as per the standard Bloomberg MSCI SRI screen, are excluded.
3. Companies with a "Red" MSCI ESG Impact Monitor score, which measures an issuer's involvement in major ESG controversies and how well they adhere to international norms and principles are excluded.

The remaining securities are weighted according to their total market capitalization, rescaled to maintain sector neutral allocation to its Parent Index; the sectors being treasuries, government related, securitized and corporates at the date of the prospectus.

If after having applied the ESG filters, less than 20% of the total number of issuers in the eligible universe are excluded, then remaining issuers are ranked according to the following criteria:

- MSCI ESG Rating score (higher Ticker ESG Rating score preferred to remain in the index)
  - MSCI ESG Controversies score (higher Ticker Controversies score preferred to remain in the index)
- Then based on this ranking, issuers will be excluded from the index, until the number of excluded issuers is higher than 20% of the eligible universe total number of issuers.

\* For more information on the business lines/activities and the screen, please refer to the Index methodology available on [bloombergindices.com](http://bloombergindices.com)

● ***What are the objectives of the sustainable investments that the financial product partially intends to make and how does the sustainable investment contribute to such objectives?***

The objectives of the sustainable investments are to invest in investee companies that seek to meet two criteria:

- 1) follow best environmental and social practices; and
- 2) avoid making products or providing services that harm the environment and society.

In order for the investee company to be deemed to contribute to the above objective it must be a "best performer" within its sector of activity on at least one of its material environmental or social factors.

The definition of "best performer" relies on Amundi's proprietary ESG methodology which aims to measure the ESG performance of an investee company. In order to be considered a "best performer",

an investee company must perform with the best top three rating (A, B or C, out of a rating scale going from A to G) within its sector on at least one material environmental or social factor. Material environmental and social factors are identified at a sector level. The identification of material factors is based on Amundi ESG analysis framework which combines extra-financial data and qualitative analysis of associated sector and sustainability themes. Factors identified as material result in a contribution of more than 10% to the overall ESG score. For energy sector for example, material factors are: emissions and energy, biodiversity and pollution, health and security, local communities and human rights. For a more complete overview of sectors and factors, please refer to the Amundi ESG Regulatory Statement available at [www.amundi.lu](http://www.amundi.lu)

To contribute to the above objectives, the investee company should not have significant exposure to activities (e.g. tobacco, weapons, gambling, coal, aviation, meat production, fertilizer and pesticide manufacturing, single-use plastic production) not compatible with such criteria.

The sustainable nature of an investment is assessed at investee company level.

By applying the Amundi's above described Sustainable Investment definition to the Index constituents of this passively managed ETF Product, Amundi has determined that this Product has the minimum proportion of sustainable investments stated in page 1 above. However, please note that Amundi Sustainable Investment definition is not implemented at the Index methodology level.

**Principal adverse impacts** are the most significant negative impact of investment decisions on sustainability factors relating to environmental, social and employee matters, respect for human rights, anti-corruption and anti-bribery matters.

● ***How do the sustainable investments that the financial product partially intends to make, not cause significant harm to any environmental or social sustainable investment objective?***

To ensure sustainable investments do no significant harm ('DNSH'), Amundi utilises two filters:

The first DNSH test filter relies on monitoring the mandatory Principal Adverse Impacts indicators in Annex 1, Table 1 of the RTS where robust data is available (e.g. GHG intensity of investee companies) via a combination of indicators (e.g. carbon intensity) and specific thresholds or rules (e.g. that the investee company's carbon intensity does not belong to the last decile of the sector).

Amundi already considers specific Principle Adverse Impacts within its exclusion policy as part of Amundi's Responsible Investment Policy. These exclusions, which apply on the top of the tests detailed above, cover the following topics: exclusions on controversial weapons, Violations of UN Global Compact principles, coal and tobacco.

Beyond the specific sustainability factors covered in the first filter, Amundi has defined a second filter, which does not take the mandatory Principal Adverse Impact indicators above into account, in order to verify that the company does not badly perform from an overall environmental or social standpoint compared to other companies within its sector which corresponds to an environmental or social score superior or equal to E using Amundi's ESG rating.

***How have the indicators for adverse impacts on sustainability factors been taken into account?***

The indicators for adverse impacts have been taken into account as detailed in the first do not significant harm (DNSH) filter above:

The first DNSH filter relies on monitoring of mandatory Principal Adverse Impacts indicators in Annex 1, Table 1 of the RTS where robust data is available via the combination of following indicators and specific thresholds or rules:

- Have a CO2 intensity which does not belong to the last decile compared to other companies within its sector (only applies to high intensity sectors), and
- Have a Board of Directors' diversity which does not belong to the last decile compared to other companies within its sector, and

- Be cleared of any controversy in relation to work conditions and human rights.
- Be cleared of any controversy in relation to biodiversity and pollution

Amundi already considers specific Principle Adverse Impacts within its exclusion policy as part of Amundi's Responsible Investment Policy. These exclusions, which apply on the top of the tests detailed above, cover the following topics: exclusions on controversial weapons, Violations of UN Global Compact principles, coal and tobacco.

*How are the sustainable investments aligned with the OECD Guidelines for Multinational Enterprises and the UN Guiding Principles on Business and Human Rights? Details:*

The OECD Guidelines for Multinational Enterprises and the UN Guiding Principles on Business and Human Rights are integrated into our ESG scoring methodology. Our proprietary ESG rating tool assesses issuers using available data from our data providers. For example the model has a dedicated criteria called "Community Involvement & Human Rights" which is applied to all sectors in addition to other human rights linked criteria including socially responsible supply chains, working conditions, and labor relations. Furthermore, we conduct controversy monitoring on a, at minimum, quarterly basis which includes companies identified for human rights violations. When controversies arise, analysts will evaluate the situation and apply a score to the controversy (using our proprietary scoring methodology) and determine the best course of action. Controversy scores are updated quarterly to track the trend and remediation efforts

*The EU Taxonomy sets out a "do not significantly harm" principle by which Taxonomy-aligned investments should not significantly harm EU Taxonomy objectives and is accompanied by specific EU criteria.*

The "do not significantly harm" principle applies only to those investments underlying the financial product that take into account the EU criteria for environmentally sustainable economic activities. The investments underlying the remaining portion of this financial product do not take into account the EU criteria for environmentally sustainable economic activities.

*Any other sustainable investments must also not significantly harm any environmental or social objectives.*



### **Does this financial product consider principal adverse impacts on sustainability factors?**

**X** Yes, The Sub-Fund considers Principal Adverse Impacts as per Annex 1, Table 1 of the RTS applying to the Sub-Fund's strategy and relies on a combination of exclusion policies (normative and sectorial), engagement and voting approaches.

- Exclusion: Amundi has defined normative, activity-based and sector-based exclusion rules covering some of the key adverse sustainability indicators listed by the Disclosure Regulation.

- Engagement: Engagement is a continuous and purpose driven process aimed at influencing the activities or behavior of investee companies. The aim of engagement activities can fall into two categories : to engage an issuer to improve the way it integrates the environmental and social dimension, to engage an issuer to improve its impact on environmental, social, and human rights-related or other sustainability matters that are material to society and the global economy.

- Vote: Amundi's voting policy responds to an holistic analysis of all the long-term issues that may influence value creation, including material ESG issues. For more information please refer to



Amundi's Voting Policy .

- Controversies monitoring: Amundi has developed a controversy tracking system that relies on three external data providers to systematically track controversies and their level of severity. This quantitative approach is then enriched with an in-depth assessment of each severe controversy, led by ESG analysts and the periodic review of its evolution. This approach applies to all of Amundi's funds.

For any indication on how mandatory Principal Adverse Impact indicators are used, please refer to the Amundi ESG Regulatory Statement available at [www.amundi.lu](http://www.amundi.lu)

No



### The Investment strategy guides

investment decisions based on factors such as investment objectives and risk tolerance.

### Good

governance practices include sound management structures, employee relations, remuneration of staff and tax compliance.

## What investment strategy does this financial product follow?

To track the performance of Bloomberg MSCI Euro Aggregate Sustainable SRI Sector Neutral Index (the "Index"), and to minimize the tracking error between the net asset value of the sub-fund and the performance of the Index.

Bloomberg MSCI Euro Aggregate Sustainable SRI Sector Neutral Index is a bond index, representative of the fixed-rate investment grade Euro denominated securities universe that follows the rules of the Bloomberg Euro Aggregate Index (the "Parent Index") and applies sector and ESG criteria for security eligibility.

### ● **What are the binding elements of the investment strategy used to select the investments to attain each of the environmental or social characteristics promoted by this financial product?**

This is a passively managed ETF. Its investment strategy is to replicate the Index while minimizing the related tracking error.

Bloomberg MSCI Euro Aggregate Sustainable SRI Sector Neutral Index (the "Index") applies the following filters:

1. Securities composing the Index must have an ESG rating of BBB or higher to be eligible.
2. Companies involved in business lines/activities\*: such as Alcohol, Tobacco, Gambling, Adult Entertainment, Genetically Modified organisms (GMO), Nuclear Power, Conventional and Controversial Weapons, Civilian Firearms, Thermal Coal or Fossil Fuels, as per the standard Bloomberg MSCI SRI screen, are excluded.
3. Companies with a "Red" MSCI ESG Impact Monitor score, which measures an issuer's involvement in major ESG controversies and how well they adhere to international norms and principles are excluded.

The remaining securities are weighted according to their total market capitalization, rescaled to maintain sector neutral allocation to its Parent Index; the sectors being treasuries, government related, securitized and corporates at the date of the prospectus.

If after having applied the ESG filters, less than 20% of the total number of issuers in the eligible universe are excluded, then remaining issuers are ranked according to the following criteria:

- MSCI ESG Rating score (higher Ticker ESG Rating score preferred to remain in the index)
- MSCI ESG Controversies score (higher Ticker Controversies score preferred to remain in the index)

Then based on this ranking, issuers will be excluded from the index, until the number of excluded issuers is higher than 20% of the eligible universe total number of issuers.

\* For more information on the business lines/activities and the screen, please refer to the Index methodology available on [bloombergindices.com](http://bloombergindices.com)

The Product strategy is also relying on systematic exclusions policies (normative and sectorial) as further described in Amundi Responsible Investment policy.

● ***What is the committed minimum rate to reduce the scope of the investments considered prior to the application of that investment strategy?***

There is no committed minimum rate to reduce the scope of the investments considered prior to the application of that investment strategy.

● ***What is the policy to assess good governance practices of the investee companies?***

We rely on Amundi ESG scoring methodology. Amundi's ESG scoring is based on a proprietary ESG analysis framework, which accounts for 38 general and sector-specific criteria, including governance criteria. In the Governance dimension, we assess an issuer's ability to ensure an effective corporate governance framework that guarantees it will meet its long-term objectives (e.g. guaranteeing the issuer's value over the long term) The governance sub-criteria considered are: board structure, audit and control, remuneration, shareholders' rights, ethics, tax practices and ESG strategy

Amundi ESG Rating scale contains seven grades, ranging from A to G, where A is the best and G the worst rating. G-rated companies are excluded from our investment universe.



**Asset allocation** describes the share of investments in specific assets.

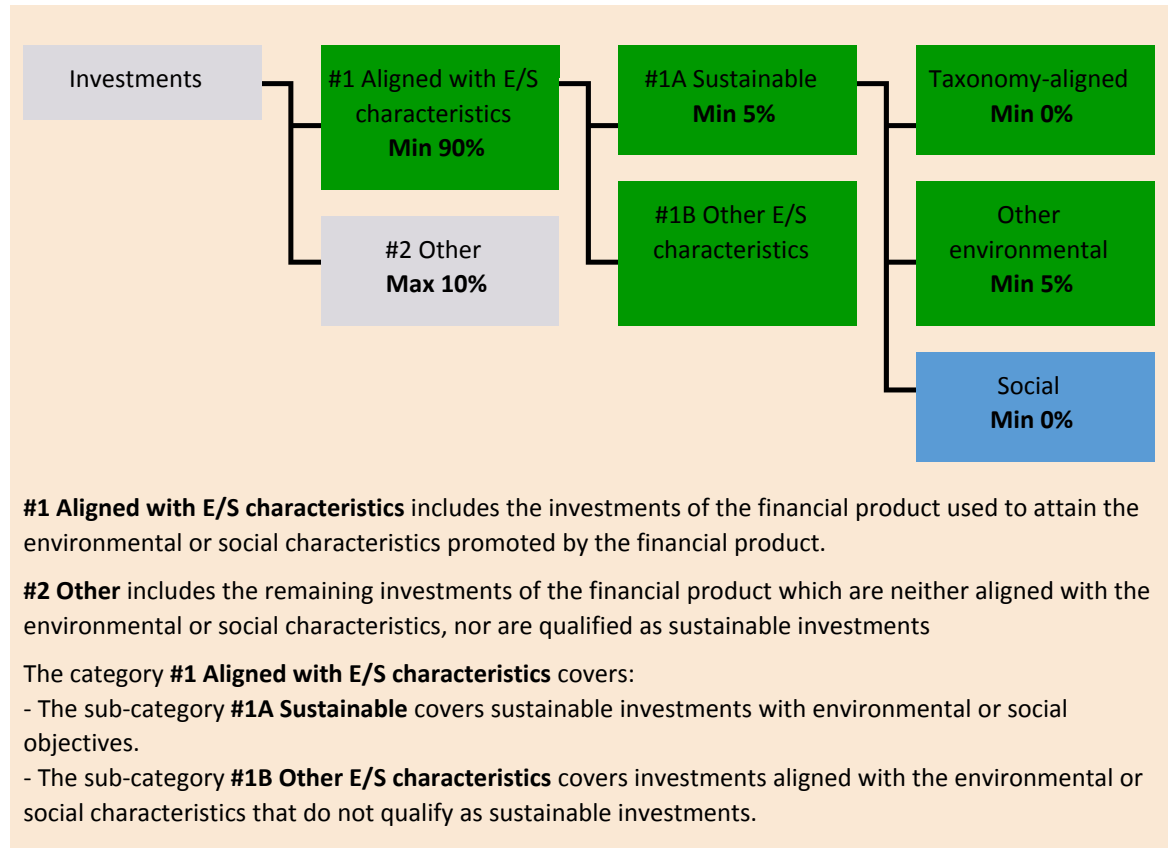
Taxonomy-aligned activities are expressed as a share of:

- **turnover** reflecting the share of revenue from green activities of investee companies
- **capital expenditure (CapEx)** showing the green investments made by investee companies, e.g. for a transition to a green economy.
- **operational expenditure (OpEx)** reflecting green operational activities of investee companies.

## What is the asset allocation planned for this financial product?

At least 90% of the Sub-Fund's securities and instruments will meet the promoted environmental or social characteristics in accordance with the binding elements of the Index methodology. Furthermore, the Sub-Fund commits to have a minimum of 5% of sustainable investments as per the below chart. Investments aligned with other E/S characteristics (#1B) will represent the difference between the actual proportion of investments aligned with environmental or social characteristics (#1) and the actual proportion of sustainable investments (#1A).

The planned proportion of other environmental investment represents a minimum of 5% (i) and may change as the actual proportions of Taxonomy-aligned and/or Social investments increase.



## ● How does the use of derivatives attain the environmental or social characteristics promoted by the financial product?

Derivatives are not used to attain the environmental and social characteristics promoted by the Sub-Fund.

### Enabling activities

directly enable other activities to make a substantial contribution to an environmental objective.

### Transitional activities

are activities for which low-carbon alternatives are not yet available and among others have greenhouse gas emission levels corresponding to the best performance.



## To what minimum extent are sustainable investments with an environmental objective aligned with the EU Taxonomy?

The sub-fund currently has no minimum commitment to sustainable investments with an environmental objective aligned with the EU Taxonomy. The Sub-Fund does not commit to make taxonomy-compliant investments in fossil gas and/or nuclear energy as illustrated below. Nevertheless, as part of the investment strategy, it may invest in companies that are also active in these industries. Such investments may or may not be taxonomy aligned.

### Does the financial product invest in fossil gas and/or nuclear energy related activities that comply with the EU Taxonomy ?

- Yes :
- In fossil gas
  - In nuclear energy
- No

The two graphs below show in green the minimum percentage of investments that are aligned with the EU Taxonomy. As there is no appropriate methodology to determine the Taxonomy-alignment of sovereign bonds\*, the first graph shows the Taxonomy alignment in relation to all the investments of the financial product including sovereign bonds, while the second graph shows the Taxonomy alignment only in relation to the investments of the financial product other than sovereign bonds.

#### 1. Taxonomy-alignment of investments including sovereign bonds\*

- Taxonomy-aligned (no fossil gas and nuclear)
- Non Taxonomy-aligned



#### 2. Taxonomy-alignment of investments excluding sovereign bonds\*

- Taxonomy-aligned (no fossil gas and nuclear)
- Non Taxonomy-aligned



This graph represents 45% of the total investments.\*\*

\* For the purpose of these graphs, 'sovereigns bonds' consist of all sovereign exposures

\*\* This percentage is purely indicative and may vary.

### What is the minimum share of investments in transitional and enabling activities?

The funds has no minimum proportion of investment in transitional or enabling activities.



are sustainable investments with an environmental objective that **do not take into account the criteria** for environmentally sustainable economic activities under the EU Taxonomy.



**What is the minimum share of sustainable investments with an environmental objective that are not aligned with the EU Taxonomy?**

The Sub-Fund will have a minimum commitment of 5% of Sustainable Investments with an environmental objective as indicated in this Annex with no commitment on their alignment with the EU Taxonomy.



**What is the minimum share of socially sustainable investments?**

The Sub-Fund has no minimum share of socially sustainable investments.



**What investments are included under “#2 Other”, what is their purpose and are there any minimum environmental or social safeguards?**

Included in "#2 Other" are cash and instruments for the purpose of liquidity and portfolio risk management. It may also include ESG unrated securities for which data needed for the measurement of attainment of environmental or social characteristics is not available.



**Reference benchmarks** are indexes to measure whether the financial products attain the environmental or social characteristics that they promote.

**Is a specific index designated as a reference benchmark to determine whether this financial product is aligned with the environmental and/or social characteristics that it promotes?**

Yes, the Index has been designated as a reference benchmark to determine whether the Sub-Fund is aligned with the environmental and/or social characteristics that it promotes.

● **How is the reference benchmark continuously aligned with each of the environmental or social characteristics promoted by the financial product?**

According to applicable regulations to index sponsors (including BMR), index sponsors should define appropriate controls/diligence when defining and/or operating index methodologies of regulated indexes.

● **How is the alignment of the investment strategy with the methodology of the index ensured on a continuous basis?**

The investment objective of the Sub-Fund is to track both the upward and downward evolution of the Index, while minimising the difference between the return of the Sub-Fund and the return of the Index.

● **How does the designated index differ from a relevant broad market index?**

Bloomberg MSCI Euro Aggregate Sustainable SRI Sector Neutral Index is a bond index, representative of the fixed-rate investment grade Euro denominated securities universe that follows the rules of the Bloomberg Euro Aggregate Index (the "Parent Index") and applies sector and ESG criteria for security eligibility.

● **Where can the methodology used for the calculation of the designated index be found?**

Additional information on the Index can be found at <https://www.bloomberg.com/professional/product/indices/bloomberg-fixed-income-indices/#/ucits>



**Where can I find more product specific information online?**

Additional information on the Sub-Fund can be found at [www.amundiETF.com](http://www.amundiETF.com).

**Disclaimer**

15/10/2023.

**Pre-contractual disclosure for the financial products referred to in Article 8, paragraphs 1, 2 and 2a, of Regulation (EU) 2019/2088 and Article 6, first paragraph, of Regulation (EU) 2020/852**

**Sustainable investment**

means an investment in an economic activity that contributes to an environmental or social objective, provided that the investment does not significantly harm any environmental or social objective and that the investee companies follow good governance practices.

The **EU Taxonomy** is a classification system laid down in Regulation (EU) 2020/852, establishing a list of **environmentally sustainable economic activities**. That Regulation does not lay down a list of socially sustainable economic activities. Sustainable investments with an environmental objective might be aligned with the Taxonomy or not.



**Sustainability**

**indicators** measure how the environmental or social characteristics promoted by the financial product are attained.

**Product name:**  
AMUNDI S&P 500 ESG

**Legal entity identifier:**  
222100YTW62AGYBTTC41

**Environmental and/or social characteristics**

**Does this financial product have a sustainable investment objective?**

**Yes**    **X No**

It will make a minimum of **sustainable investments with an environmental objective: \_\_\_%**

in economic activities that qualify as environmentally sustainable under the EU Taxonomy

in economic activities that do not qualify as environmentally sustainable under the EU Taxonomy

It will make a minimum of **sustainable investments with a social objective: \_\_\_%**

**It promotes Environmental/Social (E/S) characteristics** and while it does not have as its objective a sustainable investment, it will have a minimum proportion of 15% of sustainable investments

with an environmental objective in economic activities that qualify as environmentally sustainable under the EU Taxonomy

with an environmental objective in economic activities that do not qualify as environmentally sustainable under the EU Taxonomy

with a social objective

It promotes E/S characteristics, but **will not make any sustainable investments**

**What environmental and/or social characteristics are promoted by this financial product?**

The Sub-Fund promotes environmental and/or social characteristics through among others, replicating an Index integrating an environmental, social and governance ("ESG") rating.

The Index methodology is constructed using a "Best-in-class approach": best ranked companies are selected to construct the Index.

"Best-in-class" is an approach where leading or best-performing investments are selected within a universe, industry sector or class. Using such Best-in-class approach, the Index follows an extra-financial approach significantly engaging that permits the reduction by at least 20% of the initial investment universe (expressed in number of issuers).

**What sustainability indicators are used to measure the attainment of each of the environmental or social characteristics promoted by this financial product?**

The S&P DJI ESG Scores is used to measure the attainment of each of the environmental and or social characteristic promoted by this financial product.

S&P Dow Jones Indices (S&P DJI), in association with S&P Global Sustainable1 Research, together provide Environmental, Social, and Governance (ESG) scores, (collectively known as S&P DJI ESG

Scores), which measure companies' overall performance relating to financially material ESG factors. The S&P Global ESG scores dataset contains a total company-level ESG score for one financial year and consists of individual environmental (E), social (S), and governance (G) dimension scores, beneath which are (on average) more than 20 industry-specific criteria scores that can be used as signals of ESG risks and repercussions.

More detailed on S&P DJI ESG Scores can be found on the following link:

<https://www.spglobal.com/spdji/en/documents/methodologies/methodology-sp-dji-esg-score.pdf>

More precisely, The S&P 500 ESG+ Index initial universe includes all securities that compose its Parent Index.

Then, the following filters are applied:

1. Companies involved in business activities identified in accordance with the published Index methodology including tobacco, controversial weapons, unconventional oil and gas, arctic drilling and thermal coal are excluded;
2. Companies with disqualifying United Nations Global Compact (UNGC) scores\* are excluded;
3. Companies that do not have an S&P DJI Score or with an S&P DJI ESG score\* that falls within the worst 25% of ESG scores from each GICS industry group are excluded. The global universe for this categorization is defined as the union of the S&P Global LargeMidCap and S&P Global 1200 as of the end of March of the prior year.

The Index targets 75% of the free-float market capitalization of each industry group within the S&P 500 using the S&P DJI ESG score as the defining characteristic. Constituents are selected in decreasing order of S&P DJI ESG score.

The Index constituents are weighted by float-adjusted market capitalization.

\*For more information on S&P DJI Score, and UNGC score and ESG controversies, please refer to the Index methodology available on [www.spdji.com](http://www.spdji.com)

● ***What are the objectives of the sustainable investments that the financial product partially intends to make and how does the sustainable investment contribute to such objectives?***

The objectives of the sustainable investments are to invest in investee companies that seek to meet two criteria:

- 1) follow best environmental and social practices; and
- 2) avoid making products or providing services that harm the environment and society.

In order for the investee company to be deemed to contribute to the above objective it must be a "best performer" within its sector of activity on at least one of its material environmental or social factors.

The definition of "best performer" relies on Amundi's proprietary ESG methodology which aims to measure the ESG performance of an investee company. In order to be considered a "best performer", an investee company must perform with the best top three rating (A, B or C, out of a rating scale going from A to G) within its sector on at least one material environmental or social factor. Material environmental and social factors are identified at a sector level. The identification of material factors is based on Amundi ESG analysis framework which combines extra-financial data and qualitative analysis of associated sector and sustainability themes. Factors identified as material result in a contribution of more than 10% to the overall ESG score. For energy sector for example, material factors are: emissions and energy, biodiversity and pollution, health and security, local communities and human rights. For a more complete overview of sectors and factors, please refer to the Amundi ESG Regulatory Statement available at [www.amundi.lu](http://www.amundi.lu)

To contribute to the above objectives, the investee company should not have significant exposure to activities (e.g. tobacco, weapons, gambling, coal, aviation, meat production, fertilizer and pesticide



manufacturing, single-use plastic production) not compatible with such criteria.

The sustainable nature of an investment is assessed at investee company level.

By applying the Amundi's above described Sustainable Investment definition to the Index constituents of this passively managed ETF Product, Amundi has determined that this Product has the minimum proportion of sustainable investments stated in page 1 above. However, please note that Amundi Sustainable Investment definition is not implemented at the Index methodology level.

**Principal adverse impacts** are the most significant negative impact of investment decisions on sustainability factors relating to environmental, social and employee matters, respect for human rights, anti-corruption and anti-bribery matters.

● ***How do the sustainable investments that the financial product partially intends to make, not cause significant harm to any environmental or social sustainable investment objective?***

To ensure sustainable investments do no significant harm ('DNSH'), Amundi utilises two filters:

The first DNSH test filter relies on monitoring the mandatory Principal Adverse Impacts indicators in Annex 1, Table 1 of the RTS where robust data is available (e.g. GHG intensity of investee companies) via a combination of indicators (e.g. carbon intensity) and specific thresholds or rules (e.g. that the investee company's carbon intensity does not belong to the last decile of the sector).

Amundi already considers specific Principle Adverse Impacts within its exclusion policy as part of Amundi's Responsible Investment Policy. These exclusions, which apply on the top of the tests detailed above, cover the following topics: exclusions on controversial weapons, Violations of UN Global Compact principles, coal and tobacco.

Beyond the specific sustainability factors covered in the first filter, Amundi has defined a second filter, which does not take the mandatory Principal Adverse Impact indicators above into account, in order to verify that the company does not badly perform from an overall environmental or social standpoint compared to other companies within its sector which corresponds to an environmental or social score superior or equal to E using Amundi's ESG rating.

***How have the indicators for adverse impacts on sustainability factors been taken into account?***

The indicators for adverse impacts have been taken into account as detailed in the first do not significant harm (DNSH) filter above: The first DNSH filter relies on monitoring of mandatory Principal Adverse Impacts indicators in Annex 1, Table 1 of the RTS where robust data is available via the combination of following indicators and specific thresholds or rules: • Have a CO2 intensity which does not belong to the last decile compared to other companies within its sector (only applies to high intensity sectors), and • Have a Board of Directors' diversity which does not belong to the last decile compared to other companies within its sector, and • Be cleared of any controversy in relation to work conditions and human rights. • Be cleared of any controversy in relation to biodiversity and pollution Amundi already considers specific Principle Adverse Impacts within its exclusion policy as part of Amundi's Responsible Investment Policy. These exclusions, which apply on the top of the tests detailed above, cover the following topics: exclusions on controversial weapons, Violations of UN Global Compact principles, coal and tobacco.

***How are the sustainable investments aligned with the OECD Guidelines for Multinational Enterprises and the UN Guiding Principles on Business and Human Rights? Details:***

The OECD Guidelines for Multinational Enterprises and the UN Guiding Principles on Business and Human Rights are integrated into our ESG scoring methodology. Our proprietary ESG rating tool assesses issuers using available data from our data providers. For example the model has a dedicated criteria called "Community Involvement & Human Rights" which is applied to all sectors in addition to other human rights linked criteria including socially responsible supply chains, working conditions, and labor relations. Furthermore, we conduct controversy monitoring on a, at minimum, quarterly basis which includes companies identified for human rights violations. When controversies arise, analysts will evaluate the situation and apply a score to the controversy (using our proprietary scoring

methodology) and determine the best course of action. Controversy scores are updated quarterly to track the trend and remediation efforts

*The EU Taxonomy sets out a "do not significantly harm" principle by which Taxonomy-aligned investments should not significantly harm EU Taxonomy objectives and is accompanied by specific EU criteria.*

The "do not significantly harm" principle applies only to those investments underlying the financial product that take into account the EU criteria for environmentally sustainable economic activities. The investments underlying the remaining portion of this financial product do not take into account the EU criteria for environmentally sustainable economic activities.

*Any other sustainable investments must also not significantly harm any environmental or social objectives.*



### Does this financial product consider principal adverse impacts on sustainability factors?

**X** Yes, The Sub-Fund considers Principal Adverse Impacts as per Annex 1, Table 1 of the RTS applying to the Sub-Fund's strategy and relies on a combination of exclusion policies (normative and sectorial), engagement and voting approaches.

- Exclusion: Amundi has defined normative, activity-based and sector-based exclusion rules covering some of the key adverse sustainability indicators listed by the Disclosure Regulation.

- Engagement: Engagement is a continuous and purpose driven process aimed at influencing the activities or behavior of investee companies. The aim of engagement activities can fall into two categories : to engage an issuer to improve the way it integrates the environmental and social dimension, to engage an issuer to improve its impact on environmental, social, and human rights-related or other sustainability matters that are material to society and the global economy.

- Vote: Amundi's voting policy responds to an holistic analysis of all the long-term issues that may influence value creation, including material ESG issues. For more information please refer to Amundi's Voting Policy .

- Controversies monitoring: Amundi has developed a controversy tracking system that relies on three external data providers to systematically track controversies and their level of severity. This quantitative approach is then enriched with an in-depth assessment of each severe controversy, led by ESG analysts and the periodic review of its evolution. This approach applies to all of Amundi's funds.

For any indication on how mandatory Principal Adverse Impact indicators are used, please refer to the Amundi ESG Regulatory Statement available at [www.amundi.lu](http://www.amundi.lu)

No



### What investment strategy does this financial product follow?

To track the performance of S&P 500 ESG+ Index (the "Index"), and to minimize the tracking error between the net asset value of the sub-fund and the performance of the Index.

S&P 500 ESG+ Index (the "Index") is a broad-based, market-cap-weighted index that measures the performance of securities meeting sustainability criteria, while maintaining similar overall industry group weight as the S&P 500 (the "Parent Index"). The S&P500 Index is an equity index representative of the

**The Investment strategy** guides investment decisions based on factors such as

investment objectives and risk tolerance.

**Good governance** practices include sound management structures, employee relations, remuneration of staff and tax compliance.

leading securities traded in the USA.

● ***What are the binding elements of the investment strategy used to select the investments to attain each of the environmental or social characteristics promoted by this financial product?***

This is a passively managed ETF. Its investment strategy is to replicate the Index while minimizing the related tracking error.

The S&P 500 ESG+ Index initial universe includes all securities that compose its Parent Index.

Then, the following filters are applied:

1. Companies involved in business activities identified in accordance with the published Index methodology including tobacco, controversial weapons, unconventional oil and gas, arctic drilling and thermal coal are excluded;
2. Companies with disqualifying United Nations Global Compact (UNGC) scores\* are excluded;
3. Companies that do not have an S&P DJI Score or with an S&P DJI ESG score\* that falls within the worst 25% of ESG scores from each GICS industry group are excluded. The global universe for this categorization is defined as the union of the S&P Global LargeMidCap and S&P Global 1200 as of the end of March of the prior year.

The Index targets 75% of the free-float market capitalization of each industry group within the S&P 500 using the S&P DJI ESG score as the defining characteristic. Constituents are selected in decreasing order of S&P DJI ESG score.

The Index constituents are weighted by float-adjusted market capitalization.

\*For more information on S&P DJI Score, and UNGC score and ESG controversies, please refer to the Index methodology available on [www.spdji.com](http://www.spdji.com)

The Product strategy is also relying on systematic exclusions policies (normative and sectorials) as further described in Amundi Responsible Investment policy.

● ***What is the committed minimum rate to reduce the scope of the investments considered prior to the application of that investment strategy?***

There is no committed minimum rate to reduce the scope of the investments considered prior to the application of that investment strategy.

● ***What is the policy to assess good governance practices of the investee companies?***

We rely on Amundi ESG scoring methodology. Amundi's ESG scoring is based on a proprietary ESG analysis framework, which accounts for 38 general and sector-specific criteria, including governance criteria. In the Governance dimension, we assess an issuer's ability to ensure an effective corporate governance framework that guarantees it will meet its long-term objectives (e.g. guaranteeing the issuer's value over the long term) The governance sub-criteria considered are: board structure, audit and control, remuneration, shareholders' rights, ethics, tax practices and ESG strategy

Amundi ESG Rating scale contains seven grades, ranging from A to G, where A is the best and G the worst rating. G-rated companies are excluded from our investment universe.



**Asset allocation** describes the share of investments in specific assets.

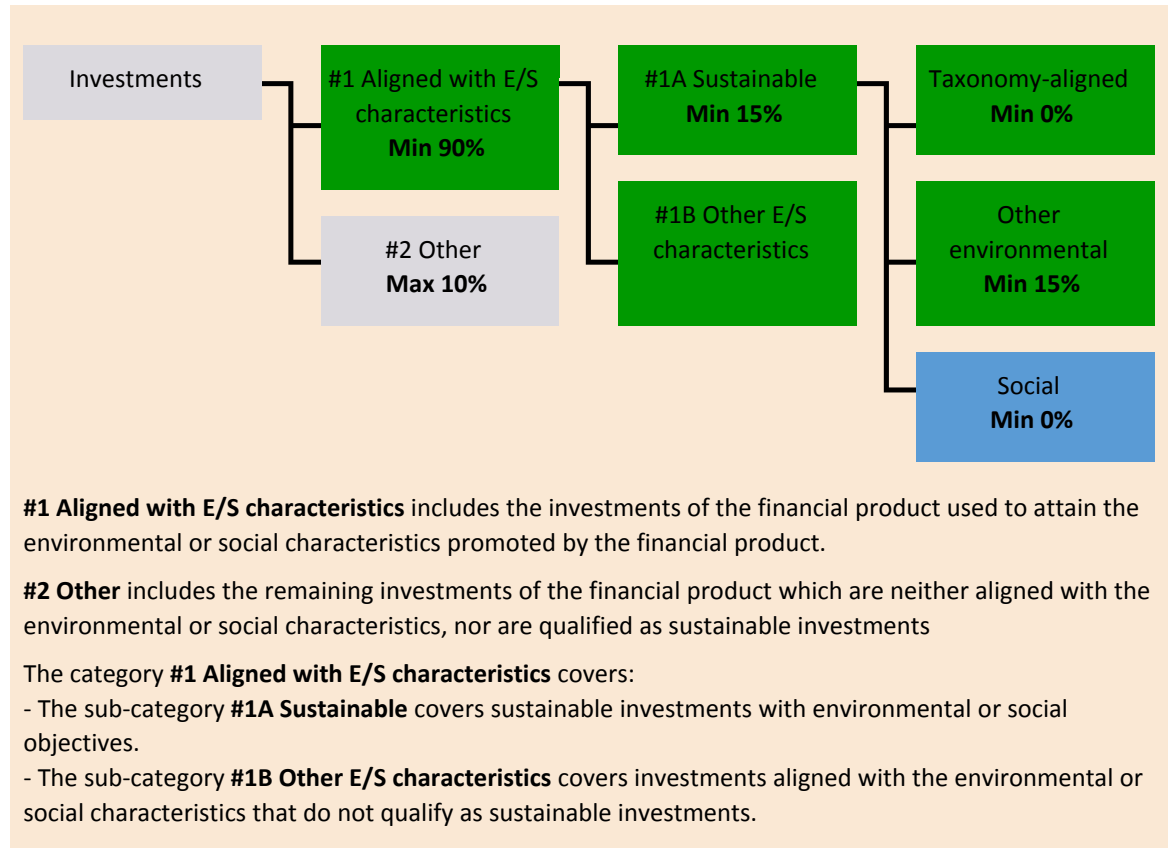
Taxonomy-aligned activities are expressed as a share of:

- **turnover** reflecting the share of revenue from green activities of investee companies
- **capital expenditure (CapEx)** showing the green investments made by investee companies, e.g. for a transition to a green economy.
- **operational expenditure (OpEx)** reflecting green operational activities of investee companies.

## What is the asset allocation planned for this financial product?

At least 90% of the Sub-Fund's securities and instruments will meet the promoted environmental or social characteristics in accordance with the binding elements of the Index methodology. Furthermore, the Sub-Fund commits to have a minimum of 15% of sustainable investments as per the below chart. Investments aligned with other E/S characteristics (#1B) will represent the difference between the actual proportion of investments aligned with environmental or social characteristics (#1) and the actual proportion of sustainable investments (#1A).

The planned proportion of other environmental investment represents a minimum of 15% (i) and may change as the actual proportions of Taxonomy-aligned and/or Social investments increase.



## ● How does the use of derivatives attain the environmental or social characteristics promoted by the financial product?

Derivatives are not used to attain the environmental and social characteristics promoted by the Sub-Fund.

### Enabling activities

directly enable other activities to make a substantial contribution to an environmental objective.

### Transitional activities

are activities for which low-carbon alternatives are not yet available and among others have greenhouse gas emission levels corresponding to the best performance.



## To what minimum extent are sustainable investments with an environmental objective aligned with the EU Taxonomy?

The sub-fund currently has no minimum commitment to sustainable investments with an environmental objective aligned with the EU Taxonomy. The Sub-Fund does not commit to make taxonomy-compliant investments in fossil gas and/or nuclear energy as illustrated below. Nevertheless, as part of the investment strategy, it may invest in companies that are also active in these industries. Such investments may or may not be taxonomy aligned.

### Does the financial product invest in fossil gas and/or nuclear energy related activities that comply with the EU Taxonomy ?

- Yes :
- In fossil gas
  - In nuclear energy
- No

The two graphs below show in green the minimum percentage of investments that are aligned with the EU Taxonomy. As there is no appropriate methodology to determine the Taxonomy-alignment of sovereign bonds\*, the first graph shows the Taxonomy alignment in relation to all the investments of the financial product including sovereign bonds, while the second graph shows the Taxonomy alignment only in relation to the investments of the financial product other than sovereign bonds.

#### 1. Taxonomy-alignment of investments including sovereign bonds\*

- Taxonomy-aligned (no fossil gas and nuclear)
- Non Taxonomy-aligned



#### 2. Taxonomy-alignment of investments excluding sovereign bonds\*

- Taxonomy-aligned (no fossil gas and nuclear)
- Non Taxonomy-aligned



This graph represents 100% of the total investments.\*\*

\* For the purpose of these graphs, 'sovereigns bonds' consist of all sovereign exposures

\*\* This percentage is purely indicative and may vary.

### What is the minimum share of investments in transitional and enabling activities?

The funds has no minimum proportion of investment in transitional or enabling activities.



are sustainable investments with an environmental objective that **do not take into account the criteria** for environmentally sustainable economic activities under the EU Taxonomy.



**What is the minimum share of sustainable investments with an environmental objective that are not aligned with the EU Taxonomy?**

The Sub-Fund will have a minimum commitment of 15% of Sustainable Investments with an environmental objective as indicated in this Annex with no commitment on their alignment with the EU Taxonomy.



**What is the minimum share of socially sustainable investments?**

The Sub-Fund has no minimum share of socially sustainable investments.



**What investments are included under “#2 Other”, what is their purpose and are there any minimum environmental or social safeguards?**

Included in "#2 Other" are cash and instruments for the purpose of liquidity and portfolio risk management. It may also include ESG unrated securities for which data needed for the measurement of attainment of environmental or social characteristics is not available.



**Reference benchmarks** are indexes to measure whether the financial products attain the environmental or social characteristics that they promote.

**Is a specific index designated as a reference benchmark to determine whether this financial product is aligned with the environmental and/or social characteristics that it promotes?**

Yes, the Index has been designated as a reference benchmark to determine whether the Sub-Fund is aligned with the environmental and/or social characteristics that it promotes.

● **How is the reference benchmark continuously aligned with each of the environmental or social characteristics promoted by the financial product?**

According to applicable regulations to index sponsors (including BMR), index sponsors should define appropriate controls/diligence when defining and/or operating index methodologies of regulated indexes.

● **How is the alignment of the investment strategy with the methodology of the index ensured on a continuous basis?**

The investment objective of the Sub-Fund is to track both the upward and downward evolution of the Index, while minimising the difference between the return of the Sub-Fund and the return of the Index.

● **How does the designated index differ from a relevant broad market index?**

S&P 500 ESG+ Index (the "Index") is a broad-based, market-cap-weighted index that measures the performance of securities meeting sustainability criteria, while maintaining similar overall industry group weight as the S&P 500 (the "Parent Index"). The S&P500 Index is an equity index representative of the leading securities traded in the USA.

● **Where can the methodology used for the calculation of the designated index be found?**

Additional information on the Index can be found at <https://www.spglobal.com/spdji/en/index-family/esg/core-esg/sp-esg/#overview>



**Where can I find more product specific information online?**

Additional information on the Sub-Fund can be found at [www.amundiETF.com](http://www.amundiETF.com).

**Disclaimer**

15/10/2023.





focus on the intersection between a company's core business and the industry-specific issues that may create significant risks and opportunities for the company. The ESG key issues are weighted according to impact and time horizon of the risk or opportunity. The ESG key issues include for instance, but are not limited to, water stress, carbon emissions, labor management or business ethics.

More detailed on MSCI ESG Rating can be found on the following link:

<https://www.msci.com/documents/1296102/21901542/ESG-Ratings-Methodology-Exec-Summary.pdf>

More details on MSCI ESG Controversy score can be found on the following link:

<https://www.msci.com/documents/1296102/14524248/MSCI+ESG+Research+Controversies+Executive+Summary+Methodology+-+July+2020.pdf/b0a2bb88-2360-1728-b70e-2f0a889b6bd4>

More precisely, Bloomberg MSCI Global Corporate ESG Sustainability SRI 1-5 Year Index (the "Index") applies the following filters:

1. Securities composing the Index must have a MSCI ESG rating of BBB or higher to be eligible.
2. Companies involved in business lines/activities\*: such as Alcohol, Tobacco, Gambling, Adult Entertainment, Genetically Modified organisms (GMO), Nuclear Power, Conventional and Controversial Weapons, Civilian Firearms, Thermal Coal or Fossil Fuels, as per the standard Bloomberg MSCI SRI screen, are excluded.
3. Companies with a "Red" MSCI ESG Impact Monitor score, which measures an issuer's involvement in major ESG controversies and how well they adhere to international norms and principles are excluded.

The remaining securities are weighted according to their total market capitalization.

If, after having additionally applied the ESG selection criteria above, less than 20% of the total number of issuers in the eligible universe are excluded, then the eligible issuers are ranked in the order below, according to the following criteria:

- MSCI ESG Rating score (higher Ticker ESG Rating score preferred to remain in the index)
- MSCI ESG Controversies score (higher Ticker Controversies score preferred to remain in the index)

Then based on this ranking, issuers will be excluded from the index, until the number of excluded issuers is higher than 20% of the eligible universe total number of issuers. If, more than one issuer has the same ESG Rating and Controversy score and is required to be removed to reach the 20% threshold, then all issuers with the same ESG Rating and Controversy score are removed.

\* For more information on the business lines/activities and the screen, please refer to the Index methodology available on [bloombergindices.com](http://bloombergindices.com)

### ● ***What are the objectives of the sustainable investments that the financial product partially intends to make and how does the sustainable investment contribute to such objectives?***

The objectives of the sustainable investments are to invest in investee companies that seek to meet two criteria:

- 1) follow best environmental and social practices; and
- 2) avoid making products or providing services that harm the environment and society.

In order for the investee company to be deemed to contribute to the above objective it must be a "best performer" within its sector of activity on at least one of its material environmental or social factors.

The definition of "best performer" relies on Amundi's proprietary ESG methodology which aims to measure the ESG performance of an investee company. In order to be considered a "best performer", an investee company must perform with the best top three rating (A, B or C, out of a rating scale

going from A to G) within its sector on at least one material environmental or social factor. Material environmental and social factors are identified at a sector level. The identification of material factors is based on Amundi ESG analysis framework which combines extra-financial data and qualitative analysis of associated sector and sustainability themes. Factors identified as material result in a contribution of more than 10% to the overall ESG score. For energy sector for example, material factors are: emissions and energy, biodiversity and pollution, health and security, local communities and human rights. For a more complete overview of sectors and factors, please refer to the Amundi ESG Regulatory Statement available at [www.amundi.lu](http://www.amundi.lu)

To contribute to the above objectives, the investee company should not have significant exposure to activities (e.g. tobacco, weapons, gambling, coal, aviation, meat production, fertilizer and pesticide manufacturing, single-use plastic production) not compatible with such criteria.

The sustainable nature of an investment is assessed at investee company level.

By applying the Amundi's above described Sustainable Investment definition to the Index constituents of this passively managed ETF Product, Amundi has determined that this Product has the minimum proportion of sustainable investments stated in page 1 above. However, please note that Amundi Sustainable Investment definition is not implemented at the Index methodology level.

**Principal adverse impacts** are the most significant negative impact of investment decisions on sustainability factors relating to environmental, social and employee matters, respect for human rights, anti-corruption and anti-bribery matters.

● ***How do the sustainable investments that the financial product partially intends to make, not cause significant harm to any environmental or social sustainable investment objective?***

To ensure sustainable investments do no significant harm ('DNSH'), Amundi utilises two filters:

The first DNSH test filter relies on monitoring the mandatory Principal Adverse Impacts indicators in Annex 1, Table 1 of the RTS where robust data is available (e.g. GHG intensity of investee companies) via a combination of indicators (e.g. carbon intensity) and specific thresholds or rules (e.g. that the investee company's carbon intensity does not belong to the last decile of the sector).

Amundi already considers specific Principle Adverse Impacts within its exclusion policy as part of Amundi's Responsible Investment Policy. These exclusions, which apply on the top of the tests detailed above, cover the following topics: exclusions on controversial weapons, Violations of UN Global Compact principles, coal and tobacco.

Beyond the specific sustainability factors covered in the first filter, Amundi has defined a second filter, which does not take the mandatory Principal Adverse Impact indicators above into account, in order to verify that the company does not badly perform from an overall environmental or social standpoint compared to other companies within its sector which corresponds to an environmental or social score superior or equal to E using Amundi's ESG rating.

***How have the indicators for adverse impacts on sustainability factors been taken into account?***

The indicators for adverse impacts have been taken into account as detailed in the first do not significant harm (DNSH) filter above:

The first DNSH filter relies on monitoring of mandatory Principal Adverse Impacts indicators in Annex 1, Table 1 of the RTS where robust data is available via the combination of following indicators and specific thresholds or rules:

- Have a CO2 intensity which does not belong to the last decile compared to other companies within its sector (only applies to high intensity sectors), and
- Have a Board of Directors' diversity which does not belong to the last decile compared to other companies within its sector, and

- Be cleared of any controversy in relation to work conditions and human rights.
- Be cleared of any controversy in relation to biodiversity and pollution

Amundi already considers specific Principle Adverse Impacts within its exclusion policy as part of Amundi's Responsible Investment Policy. These exclusions, which apply on the top of the tests detailed above, cover the following topics: exclusions on controversial weapons, Violations of UN Global Compact principles, coal and tobacco.

*How are the sustainable investments aligned with the OECD Guidelines for Multinational Enterprises and the UN Guiding Principles on Business and Human Rights? Details:*

The OECD Guidelines for Multinational Enterprises and the UN Guiding Principles on Business and Human Rights are integrated into our ESG scoring methodology. Our proprietary ESG rating tool assesses issuers using available data from our data providers. For example the model has a dedicated criteria called "Community Involvement & Human Rights" which is applied to all sectors in addition to other human rights linked criteria including socially responsible supply chains, working conditions, and labor relations. Furthermore, we conduct controversy monitoring on a, at minimum, quarterly basis which includes companies identified for human rights violations. When controversies arise, analysts will evaluate the situation and apply a score to the controversy (using our proprietary scoring methodology) and determine the best course of action. Controversy scores are updated quarterly to track the trend and remediation efforts

*The EU Taxonomy sets out a "do not significantly harm" principle by which Taxonomy-aligned investments should not significantly harm EU Taxonomy objectives and is accompanied by specific EU criteria.*

The "do not significantly harm" principle applies only to those investments underlying the financial product that take into account the EU criteria for environmentally sustainable economic activities. The investments underlying the remaining portion of this financial product do not take into account the EU criteria for environmentally sustainable economic activities.

*Any other sustainable investments must also not significantly harm any environmental or social objectives.*



### **Does this financial product consider principal adverse impacts on sustainability factors?**

**X** Yes, The Sub-Fund considers Principal Adverse Impacts as per Annex 1, Table 1 of the RTS applying to the Sub-Fund's strategy and relies on a combination of exclusion policies (normative and sectorial), engagement and voting approaches.

- Exclusion: Amundi has defined normative, activity-based and sector-based exclusion rules covering some of the key adverse sustainability indicators listed by the Disclosure Regulation.

- Engagement: Engagement is a continuous and purpose driven process aimed at influencing the activities or behavior of investee companies. The aim of engagement activities can fall into two categories : to engage an issuer to improve the way it integrates the environmental and social dimension, to engage an issuer to improve its impact on environmental, social, and human rights-related or other sustainability matters that are material to society and the global economy.

- Vote: Amundi's voting policy responds to an holistic analysis of all the long-term issues that may influence value creation, including material ESG issues. For more information please refer to Amundi's Voting Policy .

- Controversies monitoring: Amundi has developed a controversy tracking system that relies on three external data providers to systematically track controversies and their level of severity. This quantitative approach is then enriched with an in-depth assessment of each severe controversy, led by ESG analysts and the periodic review of its evolution. This approach applies to all of Amundi's funds.

For any indication on how mandatory Principal Adverse Impact indicators are used, please refer to the Amundi ESG Regulatory Statement available at [www.amundi.lu](http://www.amundi.lu)

No



### The Investment strategy guides

investment decisions based on factors such as investment objectives and risk tolerance.

### Good

governance practices include sound management structures, employee relations, remuneration of staff and tax compliance.

## What investment strategy does this financial product follow?

To track the performance of Bloomberg MSCI Global Corporate ESG Sustainability SRI 1-5 Year Index (the "Index"), and to minimize the tracking error between the net asset value of the sub-fund and the performance of the Index.

Bloomberg MSCI Global Corporate ESG Sustainability SRI 1-5 Year Index is a bond index comprising multi-currency fixed-rate, investment-grade corporate debt with between 1 and up to, but not including, 5 years remaining to maturity that applies sector and additional ESG criteria for security eligibility.

## What are the binding elements of the investment strategy used to select the investments to attain each of the environmental or social characteristics promoted by this financial product?

This is a passively managed ETF. Its investment strategy is to replicate the Index while minimizing the related tracking error.

Bloomberg MSCI Global Corporate ESG Sustainability SRI 1-5 Year Index (the "Index") applies the following filters:

1. Securities composing the Index must have a MSCI ESG rating of BBB or higher to be eligible.
2. Companies involved in business lines/activities\*: such as Alcohol, Tobacco, Gambling, Adult Entertainment, Genetically Modified organisms (GMO), Nuclear Power, Conventional and Controversial Weapons, Civilian Firearms, Thermal Coal or Fossil Fuels, as per the standard Bloomberg MSCI SRI screen, are excluded.
3. Companies with a "Red" MSCI ESG Impact Monitor score, which measures an issuer's involvement in major ESG controversies and how well they adhere to international norms and principles are excluded.

The remaining securities are weighted according to their total market capitalization.

If, after having additionally applied the ESG selection criteria above, less than 20% of the total number of issuers in the eligible universe are excluded, then the eligible issuers are ranked in the order below, according to the following criteria:

- MSCI ESG Rating score (higher Ticker ESG Rating score preferred to remain in the index)
- MSCI ESG Controversies score (higher Ticker Controversies score preferred to remain in the index)

Then based on this ranking, issuers will be excluded from the index, until the number of excluded issuers is higher than 20% of the eligible universe total number of issuers. If, more than one issuer has the same ESG Rating and Controversy score and is required to be removed to reach the 20% threshold, then all issuers with the same ESG Rating and Controversy score are removed.

\* For more information on the business lines/activities and the screen, please refer to the Index

methodology available on bloombergindices.com

The Product strategy is also relying on systematic exclusions policies (normative and sectorials) as further described in Amundi Responsible Investment policy.

● ***What is the committed minimum rate to reduce the scope of the investments considered prior to the application of that investment strategy?***

There is no committed minimum rate to reduce the scope of the investments considered prior to the application of that investment strategy.

● ***What is the policy to assess good governance practices of the investee companies?***

We rely on Amundi ESG scoring methodology. Amundi's ESG scoring is based on a proprietary ESG analysis framework, which accounts for 38 general and sector-specific criteria, including governance criteria. In the Governance dimension, we assess an issuer's ability to ensure an effective corporate governance framework that guarantees it will meet its long-term objectives (e.g. guaranteeing the issuer's value over the long term) The governance sub-criteria considered are: board structure, audit and control, remuneration, shareholders' rights, ethics, tax practices and ESG strategy

Amundi ESG Rating scale contains seven grades, ranging from A to G, where A is the best and G the worst rating. G-rated companies are excluded from our investment universe.



**Asset allocation** describes the share of investments in specific assets.

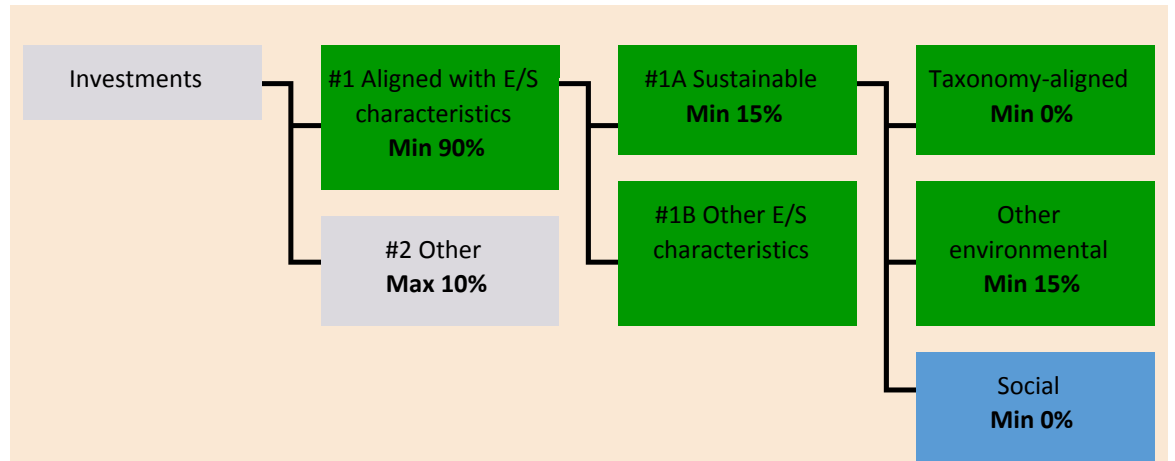
Taxonomy-aligned activities are expressed as a share of:

- **turnover** reflecting the share of revenue from green activities of investee companies
- **capital expenditure (CapEx)** showing the green investments made by investee companies, e.g. for a transition to a green economy.
- **operational expenditure (OpEx)** reflecting green operational activities of investee companies.

### What is the asset allocation planned for this financial product?

At least 90% of the Sub-Fund's securities and instruments will meet the promoted environmental or social characteristics in accordance with the binding elements of the Index methodology. Furthermore, the Sub-Fund commits to have a minimum of 15% of sustainable investments as per the below chart. Investments aligned with other E/S characteristics (#1B) will represent the difference between the actual proportion of investments aligned with environmental or social characteristics (#1) and the actual proportion of sustainable investments (#1A).

The planned proportion of other environmental investment represents a minimum of 15% (i) and may change as the actual proportions of Taxonomy-aligned and/or Social investments increase.



**#1 Aligned with E/S characteristics** includes the investments of the financial product used to attain the environmental or social characteristics promoted by the financial product.

**#2 Other** includes the remaining investments of the financial product which are neither aligned with the environmental or social characteristics, nor are qualified as sustainable investments

The category **#1 Aligned with E/S characteristics** covers:

- The sub-category **#1A Sustainable** covers sustainable investments with environmental or social objectives.
- The sub-category **#1B Other E/S characteristics** covers investments aligned with the environmental or social characteristics that do not qualify as sustainable investments.

### ● How does the use of derivatives attain the environmental or social characteristics promoted by the financial product?

Derivatives are not used to attain the environmental and social characteristics promoted by the Sub-Fund.

### Enabling activities

directly enable other activities to make a substantial contribution to an environmental objective.

### Transitional activities

are activities for which low-carbon alternatives are not yet available and among others have greenhouse gas emission levels corresponding to the best performance.



## To what minimum extent are sustainable investments with an environmental objective aligned with the EU Taxonomy?

The sub-fund currently has no minimum commitment to sustainable investments with an environmental objective aligned with the EU Taxonomy. The Sub-Fund does not commit to make taxonomy-compliant investments in fossil gas and/or nuclear energy as illustrated below. Nevertheless, as part of the investment strategy, it may invest in companies that are also active in these industries. Such investments may or may not be taxonomy aligned.

### Does the financial product invest in fossil gas and/or nuclear energy related activities that comply with the EU Taxonomy ?

- Yes :
- In fossil gas
  - In nuclear energy
- No

The two graphs below show in green the minimum percentage of investments that are aligned with the EU Taxonomy. As there is no appropriate methodology to determine the Taxonomy-alignment of sovereign bonds\*, the first graph shows the Taxonomy alignment in relation to all the investments of the financial product including sovereign bonds, while the second graph shows the Taxonomy alignment only in relation to the investments of the financial product other than sovereign bonds.

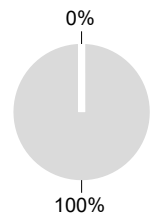
#### 1. Taxonomy-alignment of investments including sovereign bonds\*

- Taxonomy-aligned (no fossil gas and nuclear)
- Non Taxonomy-aligned



#### 2. Taxonomy-alignment of investments excluding sovereign bonds\*

- Taxonomy-aligned (no fossil gas and nuclear)
- Non Taxonomy-aligned



This graph represents 100% of the total investments.\*\*

\* For the purpose of these graphs, 'sovereigns bonds' consist of all sovereign exposures

\*\* This percentage is purely indicative and may vary.

### What is the minimum share of investments in transitional and enabling activities?

The funds has no minimum proportion of investment in transitional or enabling activities.



are sustainable investments with an environmental objective that **do not take into account the criteria** for environmentally sustainable economic activities under the EU Taxonomy.



**What is the minimum share of sustainable investments with an environmental objective that are not aligned with the EU Taxonomy?**

The Sub-Fund will have a minimum commitment of 15% of Sustainable Investments with an environmental objective as indicated in this Annex with no commitment on their alignment with the EU Taxonomy.



**What is the minimum share of socially sustainable investments?**

The Sub-Fund has no minimum share of socially sustainable investments.



**What investments are included under “#2 Other”, what is their purpose and are there any minimum environmental or social safeguards?**

Included in "#2 Other" are cash and instruments for the purpose of liquidity and portfolio risk management. It may also include ESG unrated securities for which data needed for the measurement of attainment of environmental or social characteristics is not available.



**Reference benchmarks** are indexes to measure whether the financial products attain the environmental or social characteristics that they promote.

**Is a specific index designated as a reference benchmark to determine whether this financial product is aligned with the environmental and/or social characteristics that it promotes?**

Yes, the Index has been designated as a reference benchmark to determine whether the Sub-Fund is aligned with the environmental and/or social characteristics that it promotes.

● **How is the reference benchmark continuously aligned with each of the environmental or social characteristics promoted by the financial product?**

According to applicable regulations to index sponsors (including BMR), index sponsors should define appropriate controls/diligence when defining and/or operating index methodologies of regulated indexes.

● **How is the alignment of the investment strategy with the methodology of the index ensured on a continuous basis?**

The investment objective of the Sub-Fund is to track both the upward and downward evolution of the Index, while minimising the difference between the return of the Sub-Fund and the return of the Index.

● **How does the designated index differ from a relevant broad market index?**

Bloomberg MSCI Global Corporate ESG Sustainability SRI 1-5 Year Index is a bond index comprising multi-currency fixed-rate, investment-grade corporate debt with between 1 and up to, but not including, 5 years remaining to maturity that applies sector and additional ESG criteria for security eligibility.

● **Where can the methodology used for the calculation of the designated index be found?**

Additional information on the Index can be found at <https://www.bloomberg.com/professional/product/indices/bloomberg-fixed-income-indices/#/ucits>



**Where can I find more product specific information online?**

Additional information on the Sub-Fund can be found at [www.amundiETF.com](http://www.amundiETF.com).



**Disclaimer**

15/10/2023.

**Pre-contractual disclosure for the financial products referred to in Article 8, paragraphs 1, 2 and 2a, of Regulation (EU) 2019/2088 and Article 6, first paragraph, of Regulation (EU) 2020/852**

**Sustainable investment**

means an investment in an economic activity that contributes to an environmental or social objective, provided that the investment does not significantly harm any environmental or social objective and that the investee companies follow good governance practices.

The **EU Taxonomy** is a classification system laid down in Regulation (EU) 2020/852, establishing a list of **environmentally sustainable economic activities**. That Regulation does not lay down a list of socially sustainable economic activities. Sustainable investments with an environmental objective might be aligned with the Taxonomy or not.



**Sustainability**

**indicators** measure how the environmental or social characteristics promoted by the financial product are attained.

**Product name:**  
Amundi Stoxx Europe 600 ESG

**Legal entity identifier:**  
549300JX3L7U61W4HF88

**Environmental and/or social characteristics**

**Does this financial product have a sustainable investment objective?**

**Yes**

**No**

It will make a minimum of **sustainable investments with an environmental objective: \_\_\_%**

in economic activities that qualify as environmentally sustainable under the EU Taxonomy

in economic activities that do not qualify as environmentally sustainable under the EU Taxonomy

It will make a minimum of **sustainable investments with a social objective: \_\_\_%**

**It promotes Environmental/Social (E/S) characteristics** and while it does not have as its objective a sustainable investment, it will have a minimum proportion of 30% of sustainable investments

with an environmental objective in economic activities that qualify as environmentally sustainable under the EU Taxonomy

with an environmental objective in economic activities that do not qualify as environmentally sustainable under the EU Taxonomy

with a social objective

It promotes E/S characteristics, but **will not make any sustainable investments**

**What environmental and/or social characteristics are promoted by this financial product?**

The Sub-Fund promotes environmental and/or social characteristics through among others, replicating an Index integrating an environmental, social and governance ("ESG") rating.

The Index methodology is constructed using a "Best-in-class approach": best ranked companies are selected to construct the Index.

"Best-in-class" is an approach where leading or best-performing investments are selected within a universe, industry sector or class. Using such Best-in-class approach, the Index follows an extra-financial approach significantly engaging that permits the reduction by at least 20% of the initial investment universe (expressed in number of issuers).

**What sustainability indicators are used to measure the attainment of each of the environmental or social characteristics promoted by this financial product?**

The ISS ESG Corporate Rating is used to measure the attainment of each of the environmental and or social characteristic promoted by this financial product.

The ISS ESG Corporate Rating provides relevant and forward-looking environmental, social, and governance (ESG) data and performance assessments. Rooted in a holistic understanding of

materiality, companies are assessed against a standard set of universal ESG topics as well as additional industry-specific topics. The materiality approach covers both material sustainability risks as well as adverse impacts on society and the environment. Drawing on an overall pool of more than 700 indicators, ISS ESG applies approximately 100 social, environmental, and governance-related indicators per rated entity, covering topics such as employee matters, supply chain management, business ethics, corporate governance, environmental management, eco-efficiency, and others.

Differentiated weighting scenarios ensure that the topics most material for a given line of business/industry are duly taken into account. "Prime" status is granted to rated entities that are leaders in their respective industries and who meet demanding absolute performance expectations and are thus seen as well-positioned to manage critical ESG risks as well as capitalize on opportunities offered by transformations towards sustainable development.

The ESG Corporate Rating framework recognizes that environmental, social, and governance risks and impact differ by industry. The extent of industry-specific E, S, and G risks and impact defines the respective performance requirements, the distribution of weights between these rating dimensions, as well as the Prime threshold per sector. Companies in high risk and impact sectors such as oil and gas, for example, must demonstrate better performance in terms of their overall rating grade than those in low-risk sectors such as real estate to obtain the ISS ESG Prime status.

More detailed on ISS ESG Corporate Rating can be found on the following link:  
<https://www.issgovernance.com/file/publications/methodology/Corporate-Rating-Methodology.pdf>

More precisely, STOXX EUROPE 600 ESG+ index is an equity index based on Stoxx Europe 600 - representing the 600 leading securities of European developed countries (the "Parent Index") that applies a set of sector exclusion and ESG performance screen for security eligibility and targets a total selection of 80% of the number of securities from the Parent Index.

The applicable universe consists of the companies included in the Parent Index.  
Then the following filters are applied:

- Companies that are non-compliant based on the ISS-ESG Norms - Based Screening assessment are excluded. Norms - Based Screening identifies companies that violate or are at risk of violating commonly accepted international norms on human rights, labor standards, environmental protection and anti-corruption established in the UN Global Compact Principles and the OECD Guidelines.
- Companies that ISS-ESG identifies to be involved in controversial activities such as controversial weapons, tobacco, thermal coal, unconventional oil & gas, civilian firearms, and military contracting are not eligible for selection.

The remaining securities in the selection list are allocated to the 11 ICB Industry groups according to their ICB classifications.

The STOXX EUROPE 600 ESG+ index targets a total selection of 80% of the number of securities from the Parent Index. The selection is applied across all industry groups, selecting the highest scores and preserving the 80% selection ratio within each of the industry groups.

The eligible securities in the selection list are ranked in descending order of their ISS ESG Corporate Rating within the 11 ICB Industry groups. In the event that two companies for a given industry group have the same ISS ESG Corporate Rating, priority is given to the company with the highest free float market capitalization.

Each Index component is then weighted according to the free float-adjusted market capitalization with a 10% cap.

For more information on controversial activities and screen, on ICB Classification system, please refer to the Index methodology available on [stoxx.com](https://www.stoxx.com).

● **What are the objectives of the sustainable investments that the financial product partially**

### ***intends to make and how does the sustainable investment contribute to such objectives?***

The objectives of the sustainable investments are to invest in investee companies that seek to meet two criteria:

- 1) follow best environmental and social practices; and
- 2) avoid making products or providing services that harm the environment and society.

In order for the investee company to be deemed to contribute to the above objective it must be a "best performer" within its sector of activity on at least one of its material environmental or social factors.

The definition of "best performer" relies on Amundi's proprietary ESG methodology which aims to measure the ESG performance of an investee company. In order to be considered a "best performer", an investee company must perform with the best top three rating (A, B or C, out of a rating scale going from A to G) within its sector on at least one material environmental or social factor. Material environmental and social factors are identified at a sector level. The identification of material factors is based on Amundi ESG analysis framework which combines extra-financial data and qualitative analysis of associated sector and sustainability themes. Factors identified as material result in a contribution of more than 10% to the overall ESG score. For energy sector for example, material factors are: emissions and energy, biodiversity and pollution, health and security, local communities and human rights. For a more complete overview of sectors and factors, please refer to the Amundi ESG Regulatory Statement available at [www.amundi.lu](http://www.amundi.lu)

To contribute to the above objectives, the investee company should not have significant exposure to activities (e.g. tobacco, weapons, gambling, coal, aviation, meat production, fertilizer and pesticide manufacturing, single-use plastic production) not compatible with such criteria.

The sustainable nature of an investment is assessed at investee company level.

By applying the Amundi's above described Sustainable Investment definition to the Index constituents of this passively managed ETF Product, Amundi has determined that this Product has the minimum proportion of sustainable investments stated in page 1 above. However, please note that Amundi Sustainable Investment definition is not implemented at the Index methodology level.

### ● ***How do the sustainable investments that the financial product partially intends to make, not cause significant harm to any environmental or social sustainable investment objective?***

To ensure sustainable investments do no significant harm ('DNSH'), Amundi utilises two filters:

The first DNSH test filter relies on monitoring the mandatory Principal Adverse Impacts indicators in Annex 1, Table 1 of the RTS where robust data is available (e.g. GHG intensity of investee companies) via a combination of indicators (e.g. carbon intensity) and specific thresholds or rules (e.g. that the investee company's carbon intensity does not belong to the last decile of the sector).

Amundi already considers specific Principle Adverse Impacts within its exclusion policy as part of Amundi's Responsible Investment Policy. These exclusions, which apply on the top of the tests detailed above, cover the following topics: exclusions on controversial weapons, Violations of UN Global Compact principles, coal and tobacco.

Beyond the specific sustainability factors covered in the first filter, Amundi has defined a second filter, which does not take the mandatory Principal Adverse Impact indicators above into account, in order to verify that the company does not badly perform from an overall environmental or social standpoint compared to other companies within its sector which corresponds to an environmental or social score superior or equal to E using Amundi's ESG rating.

**Principal adverse impacts** are the most significant negative impact of investment decisions on sustainability factors relating to environmental, social and employee matters, respect for human rights, anti-corruption and anti-bribery matters.

*How have the indicators for adverse impacts on sustainability factors been taken into account?*

The indicators for adverse impacts have been taken into account as detailed in the first do not significant harm (DNSH) filter above: The first DNSH filter relies on monitoring of mandatory Principal Adverse Impacts indicators in Annex 1, Table 1 of the RTS where robust data is available via the combination of following indicators and specific thresholds or rules: • Have a CO2 intensity which does not belong to the last decile compared to other companies within its sector (only applies to high intensity sectors), and • Have a Board of Directors' diversity which does not belong to the last decile compared to other companies within its sector, and • Be cleared of any controversy in relation to work conditions and human rights. • Be cleared of any controversy in relation to biodiversity and pollution Amundi already considers specific Principle Adverse Impacts within its exclusion policy as part of Amundi's Responsible Investment Policy. These exclusions, which apply on the top of the tests detailed above, cover the following topics: exclusions on controversial weapons, Violations of UN Global Compact principles, coal and tobacco.

*How are the sustainable investments aligned with the OECD Guidelines for Multinational Enterprises and the UN Guiding Principles on Business and Human Rights? Details:*

The OECD Guidelines for Multinational Enterprises and the UN Guiding Principles on Business and Human Rights are integrated into our ESG scoring methodology. Our proprietary ESG rating tool assesses issuers using available data from our data providers. For example the model has a dedicated criteria called "Community Involvement & Human Rights" which is applied to all sectors in addition to other human rights linked criteria including socially responsible supply chains, working conditions, and labor relations. Furthermore, we conduct controversy monitoring on a, at minimum, quarterly basis which includes companies identified for human rights violations. When controversies arise, analysts will evaluate the situation and apply a score to the controversy (using our proprietary scoring methodology) and determine the best course of action. Controversy scores are updated quarterly to track the trend and remediation efforts

*The EU Taxonomy sets out a "do not significantly harm" principle by which Taxonomy-aligned investments should not significantly harm EU Taxonomy objectives and is accompanied by specific EU criteria.*

The "do not significantly harm" principle applies only to those investments underlying the financial product that take into account the EU criteria for environmentally sustainable economic activities. The investments underlying the remaining portion of this financial product do not take into account the EU criteria for environmentally sustainable economic activities.

*Any other sustainable investments must also not significantly harm any environmental or social objectives.*



### **Does this financial product consider principal adverse impacts on sustainability factors?**

**X** Yes, The Sub-Fund considers Principal Adverse Impacts as per Annex 1, Table 1 of the RTS applying to the Sub-Fund's strategy and relies on a combination of exclusion policies (normative and sectorial), engagement and voting approaches.

- Exclusion: Amundi has defined normative, activity-based and sector-based exclusion rules covering some of the key adverse sustainability indicators listed by the Disclosure Regulation.

- Engagement: Engagement is a continuous and purpose driven process aimed at influencing the activities or behavior of investee companies. The aim of engagement activities can fall into two categories : to engage an issuer to improve the way it integrates the environmental and social

dimension, to engage an issuer to improve its impact on environmental, social, and human rights-related or other sustainability matters that are material to society and the global economy.

- Vote: Amundi's voting policy responds to an holistic analysis of all the long-term issues that may influence value creation, including material ESG issues. For more information please refer to Amundi's Voting Policy .

- Controversies monitoring: Amundi has developed a controversy tracking system that relies on three external data providers to systematically track controversies and their level of severity. This quantitative approach is then enriched with an in-depth assessment of each severe controversy, led by ESG analysts and the periodic review of its evolution. This approach applies to all of Amundi's funds.

For any indication on how mandatory Principal Adverse Impact indicators are used, please refer to the Amundi ESG Regulatory Statement available at [www.amundi.lu](http://www.amundi.lu)

No



**The Investment strategy** guides investment decisions based on factors such as investment objectives and risk tolerance.

**Good governance** practices include sound management structures, employee relations, remuneration of staff and tax compliance.

### What investment strategy does this financial product follow?

To track the performance of STOXX EUROPE 600 ESG+ index (the "Index"), and to minimize the tracking error between the net asset value of the sub-fund and the performance of the Index.

STOXX EUROPE 600 ESG+ index is an equity index based on Stoxx Europe 600 - representing the 600 leading securities of European developed countries (the "Parent Index") that applies a set of sector exclusion and ESG performance screen for security eligibility and targets a total selection of 80% of the number of securities from the Parent Index.

● **What are the binding elements of the investment strategy used to select the investments to attain each of the environmental or social characteristics promoted by this financial product?**

This is a passively managed ETF. Its investment strategy is to replicate the Index while minimizing the related tracking error.

STOXX EUROPE 600 ESG+ index is an equity index based on Stoxx Europe 600 - representing the 600 leading securities of European developed countries (the "Parent Index") that applies a set of sector exclusion and ESG performance screen for security eligibility and targets a total selection of 80% of the number of securities from the Parent Index.

The applicable universe consists of the companies included in the Parent Index.

Then the following filters are applied:

- Companies that are non-compliant based on the ISS-ESG Norms - Based Screening assessment are excluded. Norms - Based Screening identifies companies that violate or are at risk of violating commonly accepted international norms on human rights, labor standards, environmental protection and anti-corruption established in the UN Global Compact Principles and the OECD Guidelines.
- Companies that ISS-ESG identifies to be involved in controversial activities such as controversial weapons , tobacco, thermal coal, unconventional oil & gas, civilian firearms, and military contracting are not eligible for selection.

The remaining securities in the selection list are allocated to the 11 ICB Industry groups according to their ICB classifications.

The STOXX EUROPE 600 ESG+ index targets a total selection of 80% of the number of securities from the Parent Index. The selection is applied across all industry groups, selecting the highest scores and preserving the 80% selection ratio within each of the industry groups.

The eligible securities in the selection list are ranked in descending order of their ISS ESG Corporate Rating within the 11 ICB Industry groups. In the event that two companies for a given industry group have the same ISS ESG Corporate Rating, priority is given to the company with the highest free float market capitalization.

Each Index component is then weighted according to the free float-adjusted market capitalization with a 10% cap.

For more information on controversial activities and screen, on ICB Classification system, please refer to the Index methodology available on [stoxx.com](https://www.stoxx.com).

The Product strategy is also relying on systematic exclusions policies (normative and sectorials) as further described in Amundi Responsible Investment policy.

● ***What is the committed minimum rate to reduce the scope of the investments considered prior to the application of that investment strategy?***

There is no committed minimum rate to reduce the scope of the investments considered prior to the application of that investment strategy.

● ***What is the policy to assess good governance practices of the investee companies?***

We rely on Amundi ESG scoring methodology. Amundi's ESG scoring is based on a proprietary ESG analysis framework, which accounts for 38 general and sector-specific criteria, including governance criteria. In the Governance dimension, we assess an issuer's ability to ensure an effective corporate governance framework that guarantees it will meet its long-term objectives (e.g. guaranteeing the issuer's value over the long term) The governance sub-criteria considered are: board structure, audit and control, remuneration, shareholders' rights, ethics, tax practices and ESG strategy

Amundi ESG Rating scale contains seven grades, ranging from A to G, where A is the best and G the worst rating. G-rated companies are excluded from our investment universe.



**Asset allocation** describes the share of investments in specific assets.

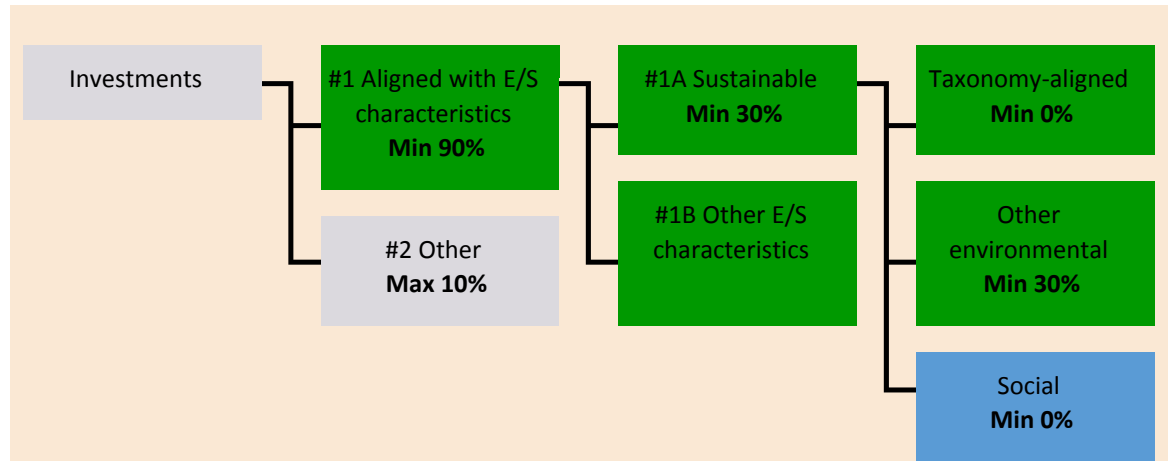
Taxonomy-aligned activities are expressed as a share of:

- **turnover** reflecting the share of revenue from green activities of investee companies
- **capital expenditure (CapEx)** showing the green investments made by investee companies, e.g. for a transition to a green economy.
- **operational expenditure (OpEx)** reflecting green operational activities of investee companies.

### What is the asset allocation planned for this financial product?

At least 90% of the Sub-Fund's securities and instruments will meet the promoted environmental or social characteristics in accordance with the binding elements of the Index methodology. Furthermore, the Sub-Fund commits to have a minimum of 30% of sustainable investments as per the below chart. Investments aligned with other E/S characteristics (#1B) will represent the difference between the actual proportion of investments aligned with environmental or social characteristics (#1) and the actual proportion of sustainable investments (#1A).

The planned proportion of other environmental investment represents a minimum of 30% (i) and may change as the actual proportions of Taxonomy-aligned and/or Social investments increase.



**#1 Aligned with E/S characteristics** includes the investments of the financial product used to attain the environmental or social characteristics promoted by the financial product.

**#2 Other** includes the remaining investments of the financial product which are neither aligned with the environmental or social characteristics, nor are qualified as sustainable investments

The category **#1 Aligned with E/S characteristics** covers:

- The sub-category **#1A Sustainable** covers sustainable investments with environmental or social objectives.
- The sub-category **#1B Other E/S characteristics** covers investments aligned with the environmental or social characteristics that do not qualify as sustainable investments.

### ● How does the use of derivatives attain the environmental or social characteristics promoted by the financial product?

Derivatives are not used to attain the environmental and social characteristics promoted by the Sub-Fund.



### Enabling activities

directly enable other activities to make a substantial contribution to an environmental objective.

### Transitional activities

are activities for which low-carbon alternatives are not yet available and among others have greenhouse gas emission levels corresponding to the best performance.



## To what minimum extent are sustainable investments with an environmental objective aligned with the EU Taxonomy?

The sub-fund currently has no minimum commitment to sustainable investments with an environmental objective aligned with the EU Taxonomy. The Sub-Fund does not commit to make taxonomy-compliant investments in fossil gas and/or nuclear energy as illustrated below. Nevertheless, as part of the investment strategy, it may invest in companies that are also active in these industries. Such investments may or may not be taxonomy aligned.

### Does the financial product invest in fossil gas and/or nuclear energy related activities that comply with the EU Taxonomy ?

Yes :

In fossil gas

In nuclear energy

No

The two graphs below show in green the minimum percentage of investments that are aligned with the EU Taxonomy. As there is no appropriate methodology to determine the Taxonomy-alignment of sovereign bonds\*, the first graph shows the Taxonomy alignment in relation to all the investments of the financial product including sovereign bonds, while the second graph shows the Taxonomy alignment only in relation to the investments of the financial product other than sovereign bonds.

#### 1. Taxonomy-alignment of investments including sovereign bonds\*

Taxonomy-aligned (no fossil gas and nuclear)

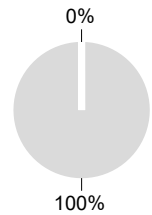
Non Taxonomy-aligned



#### 2. Taxonomy-alignment of investments excluding sovereign bonds\*

Taxonomy-aligned (no fossil gas and nuclear)

Non Taxonomy-aligned



This graph represents 100% of the total investments.\*\*

\* For the purpose of these graphs, 'sovereigns bonds' consist of all sovereign exposures

\*\* This percentage is purely indicative and may vary.

### What is the minimum share of investments in transitional and enabling activities?

The funds has no minimum proportion of investment in transitional or enabling activities.



are sustainable investments with an environmental objective that **do not take into account the criteria** for environmentally sustainable economic activities under the EU Taxonomy.



**What is the minimum share of sustainable investments with an environmental objective that are not aligned with the EU Taxonomy?**

The Sub-Fund will have a minimum commitment of 30% of Sustainable Investments with an environmental objective as indicated in this Annex with no commitment on their alignment with the EU Taxonomy.



**What is the minimum share of socially sustainable investments?**

The Sub-Fund has no minimum share of socially sustainable investments.



**What investments are included under “#2 Other”, what is their purpose and are there any minimum environmental or social safeguards?**

Included in "#2 Other" are cash and instruments for the purpose of liquidity and portfolio risk management. It may also include ESG unrated securities for which data needed for the measurement of attainment of environmental or social characteristics is not available.



**Reference benchmarks** are indexes to measure whether the financial products attain the environmental or social characteristics that they promote.

**Is a specific index designated as a reference benchmark to determine whether this financial product is aligned with the environmental and/or social characteristics that it promotes?**

Yes, the Index has been designated as a reference benchmark to determine whether the Sub-Fund is aligned with the environmental and/or social characteristics that it promotes.

● **How is the reference benchmark continuously aligned with each of the environmental or social characteristics promoted by the financial product?**

According to applicable regulations to index sponsors (including BMR), index sponsors should define appropriate controls/diligence when defining and/or operating index methodologies of regulated indexes.

● **How is the alignment of the investment strategy with the methodology of the index ensured on a continuous basis?**

The investment objective of the Sub-Fund is to track both the upward and downward evolution of the Index, while minimising the difference between the return of the Sub-Fund and the return of the Index.

● **How does the designated index differ from a relevant broad market index?**

STOXX EUROPE 600 ESG+ index is an equity index based on Stoxx Europe 600 - representing the 600 leading securities of European developed countries (the "Parent Index") that applies a set of sector exclusion and ESG performance screen for security eligibility and targets a total selection of 80% of the number of securities from the Parent Index.

● **Where can the methodology used for the calculation of the designated index be found?**

Additional information on the Index can be found at <https://www.stoxx.com/rulebooks>



**Where can I find more product specific information online?**

Additional information on the Sub-Fund can be found at [www.amundiETF.com](http://www.amundiETF.com).

**Disclaimer**

15/10/2023.

**Pre-contractual disclosure for the financial products referred to in Article 8, paragraphs 1, 2 and 2a, of Regulation (EU) 2019/2088 and Article 6, first paragraph, of Regulation (EU) 2020/852**

**Sustainable investment**

means an investment in an economic activity that contributes to an environmental or social objective, provided that the investment does not significantly harm any environmental or social objective and that the investee companies follow good governance practices.

The **EU Taxonomy** is a classification system laid down in Regulation (EU) 2020/852, establishing a list of **environmentally sustainable economic activities**. That Regulation does not lay down a list of socially sustainable economic activities. Sustainable investments with an environmental objective might be aligned with the Taxonomy or not.



**Sustainability**

**indicators** measure how the environmental or social characteristics promoted by the financial product are attained.

**Product name:**

AMUNDI EURO GOVERNMENT TILTED GREEN BOND

**Legal entity identifier:**

54930086L1BR8DOJL973

**Environmental and/or social characteristics**

**Does this financial product have a sustainable investment objective?**

**Yes**

**No**

It will make a minimum of **sustainable investments with an environmental objective: \_\_\_%**

in economic activities that qualify as environmentally sustainable under the EU Taxonomy

in economic activities that do not qualify as environmentally sustainable under the EU Taxonomy

It will make a minimum of **sustainable investments with a social objective: \_\_\_%**

**It promotes Environmental/Social (E/S) characteristics** and while it does not have as its objective a sustainable investment, it will have a minimum proportion of 25% of sustainable investments

with an environmental objective in economic activities that qualify as environmentally sustainable under the EU Taxonomy

with an environmental objective in economic activities that do not qualify as environmentally sustainable under the EU Taxonomy

with a social objective

It promotes E/S characteristics, but **will not make any sustainable investments**

**What environmental and/or social characteristics are promoted by this financial product?**

The Sub-Fund promotes environmental and/or social characteristics through among others, replicating the Bloomberg Euro Treasury Green Bond Tilted Index (the "Reference Benchmark") an Index of EMU government bonds where the Green Bonds are overweighted with respect to a standard market-value EMU government bond index.

The Reference Benchmark includes standard bonds and green bonds issued by EMU governments. The bonds considered "Green Bonds" are identified using data provided by Bloomberg.

The Green Bonds in the Index are bonds whose net bond proceeds will be entirely designated for market-accepted green activities based on the classification by Bloomberg (for example but not only : Renewable Energy, Energy Efficiency, green Buildings, others). See [www.bloomberg.com](http://www.bloomberg.com) for further details on eligible project categories.

The Green Bonds are reviewed by Bloomberg to ensure they meet the minimum criteria to be classified appropriately. The criteria are reflective of the Green Bond Principles which include:

- Use of proceeds
- Project selection process
- Management of proceeds

- Reporting

All green bond securities are reviewed on an annual basis to confirm proceeds are used to support green projects. Bonds with proceeds that are not confirmed to be used for green purposes within 18 months of its last review will be removed from the index. Bonds with proceeds confirmed not to be used for green will also be removed from the index.

● ***What sustainability indicators are used to measure the attainment of each of the environmental or social characteristics promoted by this financial product?***

The percentage of the fund allocated to bonds considered as "Green Bonds" by Bloomberg is used to measure the attainment of each of the environmental and or social characteristic promoted by this financial product.

More precisely, the methodology of the Bloomberg Euro Treasury Green Bond Tilted Index (the "Reference Benchmark") The index respects the following criteria:

- Eligible bonds have at least EUR 300 mn outstanding nominal and are issued by Eurozone countries with at least EUR 50 bn in issuance. The list of countries eligible for the index is reviewed on an annual basis.
- Countries must be rated investment grade (Baa3/BBB-/BBB-) or higher to enter the index using the middle rating of Moody's, S&P and Fitch.
- Maturity must be at least one year until final maturity, regardless of optionality.
- Principal and interest must be denominated in EUR.
- The index is rebalanced monthly. Prior to the end of the month, the index composition for the following month is determined based on the Parent Index values in order to set the total weight of green bonds to at least 30%, and maintain a comparable risk profile with the one of the Parent Index.

Additionally, the index excludes sovereign issuers designated as "Not Free" by Freedom House.

● ***What are the objectives of the sustainable investments that the financial product partially intends to make and how does the sustainable investment contribute to such objectives?***

The objectives of the sustainable investments is to invest in Green Bonds issued by EMU governments which meet the do not significant harm criteria and minimum safeguards as specified in the index methodology.

● ***How do the sustainable investments that the financial product partially intends to make, not cause significant harm to any environmental or social sustainable investment objective?***

To ensure sustainable investments do no significant harm ('DNSH'), the index methodology excludes countries designated as "Not Free" by Freedom House. In addition, the fund will not invest in securities issued by sovereign issuers included in the European Union (EU) sanction list with a sanction consisting of asset freezing, and a sanction index at the highest level (considering both United States and EU sanctions), after formal review and validation from Amundi's Rating Committee

*How have the indicators for adverse impacts on sustainability factors been taken into account?*

PAI 15 "GHG intensity" is taken into account by overweighting the Green Bonds with respect to a standard market-value government bond index. Green Bonds are issued in order to fund projects that have positive environmental outcomes based on Bloomberg's methodology.

**Principal adverse impacts** are the most significant negative impact of investment decisions on sustainability factors relating to environmental, social and employee matters, respect for human rights, anti-corruption and anti-bribery matters.

PAI 16 "Investee countries subject to social violations" is taken into account through the exclusion from the sub-fund of countries on the European Union (EU) sanction list with a sanction consisting of asset freezing, and a sanction index at the highest level (considering both United States and EU sanctions), after formal review and validation from Amundi's Rating Committee. In addition, the Reference Benchmark excludes sovereign issuers categorized as "Not Free" by Freedom House.

*How are the sustainable investments aligned with the OECD Guidelines for Multinational Enterprises and the UN Guiding Principles on Business and Human Rights? Details:*

Not applicable to sovereign issuers.

*The EU Taxonomy sets out a "do not significantly harm" principle by which Taxonomy-aligned investments should not significantly harm EU Taxonomy objectives and is accompanied by specific EU criteria.*

The "do not significantly harm" principle applies only to those investments underlying the financial product that take into account the EU criteria for environmentally sustainable economic activities. The investments underlying the remaining portion of this financial product do not take into account the EU criteria for environmentally sustainable economic activities.

*Any other sustainable investments must also not significantly harm any environmental or social objectives.*



#### Does this financial product consider principal adverse impacts on sustainability factors?

Yes, The PAI 15 "GHG intensity" is taken into account by overweighting the Green Bonds with respect to a standard market-value government bond index. Green Bonds are issued in order to fund projects that have positive environmental outcomes.

The PAI 16 "Investee countries subject to social violations" is taken into account through the exclusion from the sub-fund of countries on the European Union (EU) sanction list with a sanction consisting of asset freezing, and a sanction index at the highest level (considering both United States and EU sanctions), after formal review and validation from Amundi's Rating Committee. In addition, the Reference Benchmark excludes sovereign issuers categorized as "Not Free" by Freedom House.

No



#### What investment strategy does this financial product follow?

The Sub-Fund tracks the performance of Bloomberg Euro Treasury Green Bond Tilted Index (the "Reference Benchmark"), and minimizes the tracking error between the net asset value of the sub-fund and the performance of the Index.

The Bloomberg Euro Treasury Green Bond Tilted Index is based on the Euro Treasury 50bn Bond Index (the "Parent Index"), and measures the performance of investment grade, EUR-denominated, fixed-rate government debt. The Index is tilted such that, on a rebalancing date, at least 30% of the Index's market value is allocated to securities classified as Green Bonds and the remaining percentage is allocated to non-Green Bonds, and the risk profiles of the Index and the Parent Index are comparable.

**What are the binding elements of the investment strategy used to select the investments to attain each of the environmental or social characteristics promoted by this financial**

**The Investment strategy** guides investment decisions based on factors such as investment objectives and risk tolerance.

**Good governance** practices

include sound management structures, employee relations, remuneration of staff and tax compliance.

### ***product?***

This is a passively managed ETF. Its investment strategy is to replicate the Reference Benchmark while minimizing the related tracking error.

More precisely, Bloomberg Euro Treasury Green Bond Tilted Index (the "Reference Benchmark") meets the following criteria:

- Eligible bonds have at least EUR 300 mn outstanding nominal and are issued by Eurozone countries with at least EUR 50 bn in issuance. The list of countries eligible for the index is reviewed on an annual basis.
- Countries must be rated investment grade (Baa3/BBB-/BBB-) or higher to enter the index using the middle rating of Moody's, S&P and Fitch.
- Maturity must be at least one year until final maturity, regardless of optionality.
- Principal and interest must be denominated in EUR.
- The index is rebalanced monthly. Prior to the end of the month, the index composition for the following month is determined based on the Parent Index values in order to set the total weight of green bonds to at least 30%, and maintain a comparable risk profile with the one of the Parent Index.

The Product strategy is also relying on systematic exclusions policies (normative and sectorials) as further described in Amundi Responsible Investment policy.

● ***What is the committed minimum rate to reduce the scope of the investments considered prior to the application of that investment strategy?***

There is no committed minimum rate to reduce the scope of the investments considered prior to the application of that investment strategy.

● ***What is the policy to assess good governance practices of the investee companies?***

Not applicable to sovereign issuers.



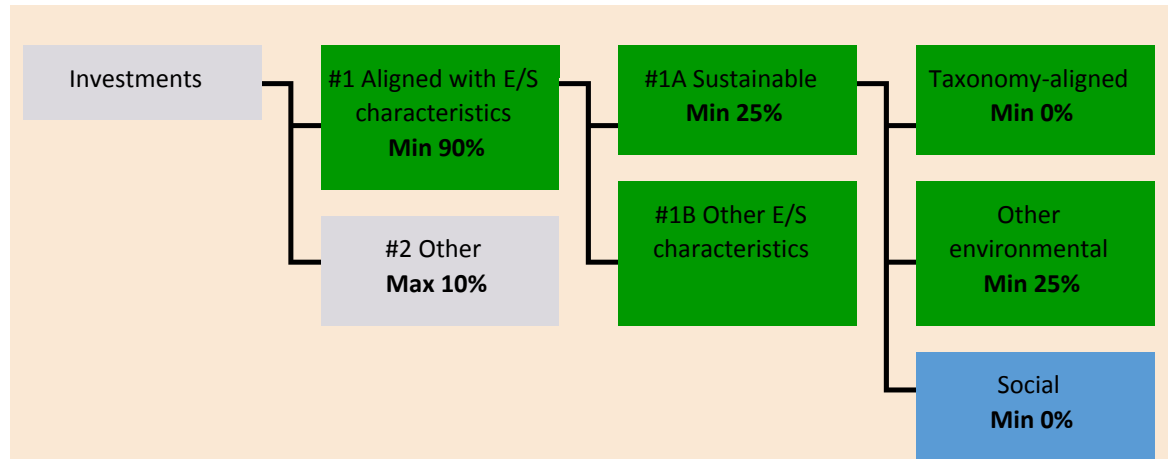
**Asset allocation** describes the share of investments in specific assets.

Taxonomy-aligned activities are expressed as a share of:

- **turnover** reflecting the share of revenue from green activities of investee companies
- **capital expenditure (CapEx)** showing the green investments made by investee companies, e.g. for a transition to a green economy.
- **operational expenditure (OpEx)** reflecting green operational activities of investee companies.

## What is the asset allocation planned for this financial product?

At least 90% of the Sub-Fund's securities and instruments will meet the promoted environmental or social characteristics in accordance with the binding elements of the Index methodology. Furthermore, the Sub-Fund commits to have a minimum of 25% of sustainable investments as per the below chart. Investments aligned with other E/S characteristics (#1B) will represent the difference between the actual proportion of investments aligned with environmental or social characteristics (#1) and the actual proportion of sustainable investments (#1A).



**#1 Aligned with E/S characteristics** includes the investments of the financial product used to attain the environmental or social characteristics promoted by the financial product.

**#2 Other** includes the remaining investments of the financial product which are neither aligned with the environmental or social characteristics, nor are qualified as sustainable investments

The category **#1 Aligned with E/S characteristics** covers:

- The sub-category **#1A Sustainable** covers sustainable investments with environmental or social objectives.
- The sub-category **#1B Other E/S characteristics** covers investments aligned with the environmental or social characteristics that do not qualify as sustainable investments.

## ● How does the use of derivatives attain the environmental or social characteristics promoted by the financial product?

Derivatives are not used to attain the environmental and social characteristics promoted by the Sub-Fund.



### Enabling activities

directly enable other activities to make a substantial contribution to an environmental objective.

### Transitional activities

are activities for which low-carbon alternatives are not yet available and among others have greenhouse gas emission levels corresponding to the best performance.



## To what minimum extent are sustainable investments with an environmental objective aligned with the EU Taxonomy?

The sub-fund currently has no minimum commitment to sustainable investments with an environmental objective aligned with the EU Taxonomy. The Sub-Fund does not commit to make taxonomy-compliant investments in fossil gas and/or nuclear energy as illustrated below. Nevertheless, as part of the investment strategy, it may invest in companies that are also active in these industries. Such investments may or may not be taxonomy aligned.

### Does the financial product invest in fossil gas and/or nuclear energy related activities that comply with the EU Taxonomy ?

- Yes :
- In fossil gas
  - In nuclear energy
- No

The two graphs below show in green the minimum percentage of investments that are aligned with the EU Taxonomy. As there is no appropriate methodology to determine the Taxonomy-alignment of sovereign bonds\*, the first graph shows the Taxonomy alignment in relation to all the investments of the financial product including sovereign bonds, while the second graph shows the Taxonomy alignment only in relation to the investments of the financial product other than sovereign bonds.

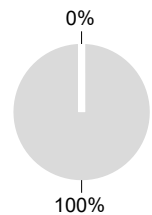
#### 1. Taxonomy-alignment of investments including sovereign bonds\*

- Taxonomy-aligned (no fossil gas and nuclear)
- Non Taxonomy-aligned



#### 2. Taxonomy-alignment of investments excluding sovereign bonds\*

- Taxonomy-aligned (no fossil gas and nuclear)
- Non Taxonomy-aligned



This graph represents 0% of the total investments.\*\*

\* For the purpose of these graphs, 'sovereigns bonds' consist of all sovereign exposures

\*\* This percentage is purely indicative and may vary.

### What is the minimum share of investments in transitional and enabling activities?

The funds has no minimum proportion of investment in transitional or enabling activities.



are sustainable investments with an environmental objective that **do not take into account the criteria** for environmentally sustainable economic activities under the EU Taxonomy.



**Reference benchmarks** are indexes to measure whether the financial products attain the environmental or social characteristics that they promote.



**What is the minimum share of sustainable investments with an environmental objective that are not aligned with the EU Taxonomy?**

The Sub-Fund will have a minimum commitment of 25% of Sustainable Investments with an environmental objective as indicated in this Annex with no commitment on their alignment with the EU Taxonomy.



**What is the minimum share of socially sustainable investments?**

The Sub-Fund has no minimum share of socially sustainable investments.



**What investments are included under “#2 Other”, what is their purpose and are there any minimum environmental or social safeguards?**

Included in "#2 Other" are cash and instruments for the purpose of liquidity and portfolio risk management.

**Is a specific index designated as a reference benchmark to determine whether this financial product is aligned with the environmental and/or social characteristics that it promotes?**

Yes, the Bloomberg Euro Treasury Green Bond Tilted Index has been designated as a reference benchmark to determine whether the Sub-Fund is aligned with the environmental and/or social characteristics that it promotes.

● **How is the reference benchmark continuously aligned with each of the environmental or social characteristics promoted by the financial product?**

According to applicable regulations to index sponsors (including BMR), index sponsors should define appropriate controls/diligence when defining and/or operating index methodologies of regulated indexes.

● **How is the alignment of the investment strategy with the methodology of the index ensured on a continuous basis?**

The investment objective of the Sub-Fund is to track both the upward and downward evolution of the Index, while minimising the difference between the return of the Sub-Fund and the return of the Index.

● **How does the designated index differ from a relevant broad market index?**

The Index is based on a standard market-value EMU government bond universe with modified weights in order to overweight the Green Bonds. As a consequence performance will not be the same than the parent's.

More precisely, the Bloomberg Euro Treasury Green Bond Tilted Index is based on the Euro Treasury 50bn Bond Index (the "Parent Index"), and measures the performance of investment grade, EUR-denominated, fixed-rate government debt. The Index is tilted such that, on a rebalancing date, at least 30% of the Index's market value is allocated to securities classified as Green Bonds and the remaining percentage is allocated to non-Green Bonds, and the risk profiles of the Index and the Parent Index are comparable.

● **Where can the methodology used for the calculation of the designated index be found?**

Additional information on the Index can be found at <https://www.bloomberg.com/professional/product/indices/bloomberg-fixed-income-indices/#/ucits>



**Where can I find more product specific information online?**

Additional information on the Sub-Fund can be found at [www.amundiETF.com](http://www.amundiETF.com).

**Disclaimer**

15/10/2023.



focus on the intersection between a company's core business and the industry-specific issues that may create significant risks and opportunities for the company. The ESG key issues are weighted according to impact and time horizon of the risk or opportunity. The ESG key issues include for instance, but are not limited to, water stress, carbon emissions, labor management or business ethics.

More detailed on MSCI ESG Rating can be found on the following link:

<https://www.msci.com/documents/1296102/21901542/ESG-Ratings-Methodology-Exec-Summary.pdf>

More details on MSCI ESG Controversy score can be found on the following link:

<https://www.msci.com/documents/1296102/14524248/MSCI+ESG+Research+Controversies+Executive+Summary+Methodology+-+July+2020.pdf/b0a2bb88-2360-1728-b70e-2f0a889b6bd4>

More precisely, Bloomberg MSCI Euro Corporate ESG Sustainability SRI Index (the "Index") applies the following filters:

1. Securities composing the Index must have an MSCI ESG rating of BBB or higher to be eligible.
2. Companies involved in business lines/activities\*: such as Alcohol, Tobacco, Gambling, Adult Entertainment, Genetically Modified organisms (GMO), Nuclear Power, Conventional and Controversial Weapons, Civilian Firearms, Thermal Coal or Fossil Fuels, as per the standard Bloomberg MSCI SRI screen, are excluded.
3. Companies with a "Red" MSCI ESG Impact Monitor score, which measures an issuer's involvement in major ESG controversies and how well they adhere to international norms and principles are excluded.

The remaining securities are weighted according to their total market capitalization, rescaled to maintain sector neutral allocation to its Parent Index. If after having applied the ESG filters, less than 20% of the total number of issuers in the eligible universe are excluded, then remaining issuers are ranked according to the following criteria:

- MSCI ESG Rating score (higher Ticker ESG Rating score preferred to remain in the index)
- MSCI ESG Controversies score (higher Ticker Controversies score preferred to remain in the index)

Then based on this ranking, issuers will be excluded from the index, until the number of excluded issuers is higher than 20% of the eligible universe total number of issuers.

\* For more information on the business lines/activities and the screen, please refer to the Index methodology available on [bloombergindices.com](http://bloombergindices.com)

● ***What are the objectives of the sustainable investments that the financial product partially intends to make and how does the sustainable investment contribute to such objectives?***

The objectives of the sustainable investments are to invest in investee companies that seek to meet two criteria:

- 1) follow best environmental and social practices; and
- 2) avoid making products or providing services that harm the environment and society.

In order for the investee company to be deemed to contribute to the above objective it must be a "best performer" within its sector of activity on at least one of its material environmental or social factors.

The definition of "best performer" relies on Amundi's proprietary ESG methodology which aims to measure the ESG performance of an investee company. In order to be considered a "best performer", an investee company must perform with the best top three rating (A, B or C, out of a rating scale going from A to G) within its sector on at least one material environmental or social factor. Material

environmental and social factors are identified at a sector level. The identification of material factors is based on Amundi ESG analysis framework which combines extra-financial data and qualitative analysis of associated sector and sustainability themes. Factors identified as material result in a contribution of more than 10% to the overall ESG score. For energy sector for example, material factors are: emissions and energy, biodiversity and pollution, health and security, local communities and human rights. For a more complete overview of sectors and factors, please refer to the Amundi ESG Regulatory Statement available at [www.amundi.lu](http://www.amundi.lu)

To contribute to the above objectives, the investee company should not have significant exposure to activities (e.g. tobacco, weapons, gambling, coal, aviation, meat production, fertilizer and pesticide manufacturing, single-use plastic production) not compatible with such criteria.

The sustainable nature of an investment is assessed at investee company level.

By applying the Amundi's above described Sustainable Investment definition to the Index constituents of this passively managed ETF Product, Amundi has determined that this Product has the minimum proportion of sustainable investments stated in page 1 above. However, please note that Amundi Sustainable Investment definition is not implemented at the Index methodology level.

**Principal adverse impacts** are the most significant negative impact of investment decisions on sustainability factors relating to environmental, social and employee matters, respect for human rights, anti-corruption and anti-bribery matters.

● ***How do the sustainable investments that the financial product partially intends to make, not cause significant harm to any environmental or social sustainable investment objective?***

To ensure sustainable investments do no significant harm ('DNSH'), Amundi utilises two filters:

The first DNSH test filter relies on monitoring the mandatory Principal Adverse Impacts indicators in Annex 1, Table 1 of the RTS where robust data is available (e.g. GHG intensity of investee companies) via a combination of indicators (e.g. carbon intensity) and specific thresholds or rules (e.g. that the investee company's carbon intensity does not belong to the last decile of the sector).

Amundi already considers specific Principle Adverse Impacts within its exclusion policy as part of Amundi's Responsible Investment Policy. These exclusions, which apply on the top of the tests detailed above, cover the following topics: exclusions on controversial weapons, Violations of UN Global Compact principles, coal and tobacco.

Beyond the specific sustainability factors covered in the first filter, Amundi has defined a second filter, which does not take the mandatory Principal Adverse Impact indicators above into account, in order to verify that the company does not badly perform from an overall environmental or social standpoint compared to other companies within its sector which corresponds to an environmental or social score superior or equal to E using Amundi's ESG rating.

***How have the indicators for adverse impacts on sustainability factors been taken into account?***

The indicators for adverse impacts have been taken into account as detailed in the first do not significant harm (DNSH) filter above:

The first DNSH filter relies on monitoring of mandatory Principal Adverse Impacts indicators in Annex 1, Table 1 of the RTS where robust data is available via the combination of following indicators and specific thresholds or rules:

- Have a CO2 intensity which does not belong to the last decile compared to other companies within its sector (only applies to high intensity sectors), and
- Have a Board of Directors' diversity which does not belong to the last decile compared to other companies within its sector, and
- Be cleared of any controversy in relation to work conditions and human rights.

- Be cleared of any controversy in relation to biodiversity and pollution

Amundi already considers specific Principle Adverse Impacts within its exclusion policy as part of Amundi's Responsible Investment Policy. These exclusions, which apply on the top of the tests detailed above, cover the following topics: exclusions on controversial weapons, Violations of UN Global Compact principles, coal and tobacco.

*How are the sustainable investments aligned with the OECD Guidelines for Multinational Enterprises and the UN Guiding Principles on Business and Human Rights? Details:*

The OECD Guidelines for Multinational Enterprises and the UN Guiding Principles on Business and Human Rights are integrated into our ESG scoring methodology. Our proprietary ESG rating tool assesses issuers using available data from our data providers. For example the model has a dedicated criteria called "Community Involvement & Human Rights" which is applied to all sectors in addition to other human rights linked criteria including socially responsible supply chains, working conditions, and labor relations. Furthermore, we conduct controversy monitoring on a, at minimum, quarterly basis which includes companies identified for human rights violations. When controversies arise, analysts will evaluate the situation and apply a score to the controversy (using our proprietary scoring methodology) and determine the best course of action. Controversy scores are updated quarterly to track the trend and remediation efforts

*The EU Taxonomy sets out a "do not significantly harm" principle by which Taxonomy-aligned investments should not significantly harm EU Taxonomy objectives and is accompanied by specific EU criteria.*

The "do not significantly harm" principle applies only to those investments underlying the financial product that take into account the EU criteria for environmentally sustainable economic activities. The investments underlying the remaining portion of this financial product do not take into account the EU criteria for environmentally sustainable economic activities.

*Any other sustainable investments must also not significantly harm any environmental or social objectives.*



### **Does this financial product consider principal adverse impacts on sustainability factors?**

**X** Yes, The Sub-Fund considers Principal Adverse Impacts as per Annex 1, Table 1 of the RTS applying to the Sub-Fund's strategy and relies on a combination of exclusion policies (normative and sectorial), engagement and voting approaches.

- Exclusion: Amundi has defined normative, activity-based and sector-based exclusion rules covering some of the key adverse sustainability indicators listed by the Disclosure Regulation.

- Engagement: Engagement is a continuous and purpose driven process aimed at influencing the activities or behavior of investee companies. The aim of engagement activities can fall into two categories : to engage an issuer to improve the way it integrates the environmental and social dimension, to engage an issuer to improve its impact on environmental, social, and human rights-related or other sustainability matters that are material to society and the global economy.

- Vote: Amundi's voting policy responds to an holistic analysis of all the long-term issues that may influence value creation, including material ESG issues. For more information please refer to Amundi's Voting Policy .

- Controversies monitoring: Amundi has developed a controversy tracking system that relies on three external data providers to systematically track controversies and their level of severity. This quantitative approach is then enriched with an in-depth assessment of each severe controversy, led by ESG analysts and the periodic review of its evolution. This approach applies to all of Amundi's funds.

For any indication on how mandatory Principal Adverse Impact indicators are used, please refer to the Amundi ESG Regulatory Statement available at [www.amundi.lu](http://www.amundi.lu)

No



### The Investment strategy guides

investment decisions based on factors such as investment objectives and risk tolerance.

### Good

governance practices include sound management structures, employee relations, remuneration of staff and tax compliance.

## What investment strategy does this financial product follow?

To track the performance of Bloomberg MSCI Euro Corporate ESG Sustainability SRI Index (the "Index"), and to minimize the tracking error between the net asset value of the sub-fund and the performance of the Index.

Bloomberg MSCI Euro Corporate ESG Sustainability SRI Index is a bond index, representative of the corporate fixed-rate investment grade Euro denominated securities, that follows the rules of the Bloomberg Euro Aggregate Corporate Index (the "Parent Index") and applies sector and additional ESG criteria for security eligibility.

## What are the binding elements of the investment strategy used to select the investments to attain each of the environmental or social characteristics promoted by this financial product?

This is a passively managed ETF. Its investment strategy is to replicate the Index while minimizing the related tracking error.

Bloomberg MSCI Euro Corporate ESG Sustainability SRI Index (the "Index") applies the following filters:

1. Securities composing the Index must have an MSCI ESG rating of BBB or higher to be eligible.
2. Companies involved in business lines/activities\*: such as Alcohol, Tobacco, Gambling, Adult Entertainment, Genetically Modified organisms (GMO), Nuclear Power, Conventional and Controversial Weapons, Civilian Firearms, Thermal Coal or Fossil Fuels, as per the standard Bloomberg MSCI SRI screen, are excluded.
3. Companies with a "Red" MSCI ESG Impact Monitor score, which measures an issuer's involvement in major ESG controversies and how well they adhere to international norms and principles are excluded.

The remaining securities are weighted according to their total market capitalization.

The remaining securities are weighted according to their total market capitalization, rescaled to maintain sector neutral allocation to its Parent Index. If after having applied the ESG filters, less than 20% of the total number of issuers in the eligible universe are excluded, then remaining issuers are ranked according to the following criteria:

- MSCI ESG Rating score (higher Ticker ESG Rating score preferred to remain in the index)
  - MSCI ESG Controversies score (higher Ticker Controversies score preferred to remain in the index)
- Then based on this ranking, issuers will be excluded from the index, until the number of excluded issuers is higher than 20% of the eligible universe total number of issuers.

\* For more information on the business lines/activities and the screen, please refer to the Index methodology available on [bloombergindices.com](http://bloombergindices.com)



The Product strategy is also relying on systematic exclusions policies (normative and sectorials) as further described in Amundi Responsible Investment policy.

● ***What is the committed minimum rate to reduce the scope of the investments considered prior to the application of that investment strategy?***

There is no committed minimum rate to reduce the scope of the investments considered prior to the application of that investment strategy.

● ***What is the policy to assess good governance practices of the investee companies?***

We rely on Amundi ESG scoring methodology. Amundi's ESG scoring is based on a proprietary ESG analysis framework, which accounts for 38 general and sector-specific criteria, including governance criteria. In the Governance dimension, we assess an issuer's ability to ensure an effective corporate governance framework that guarantees it will meet its long-term objectives (e.g. guaranteeing the issuer's value over the long term) The governance sub-criteria considered are: board structure, audit and control, remuneration, shareholders' rights, ethics, tax practices and ESG strategy

Amundi ESG Rating scale contains seven grades, ranging from A to G, where A is the best and G the worst rating. G-rated companies are excluded from our investment universe.



**Asset allocation** describes the share of investments in specific assets.

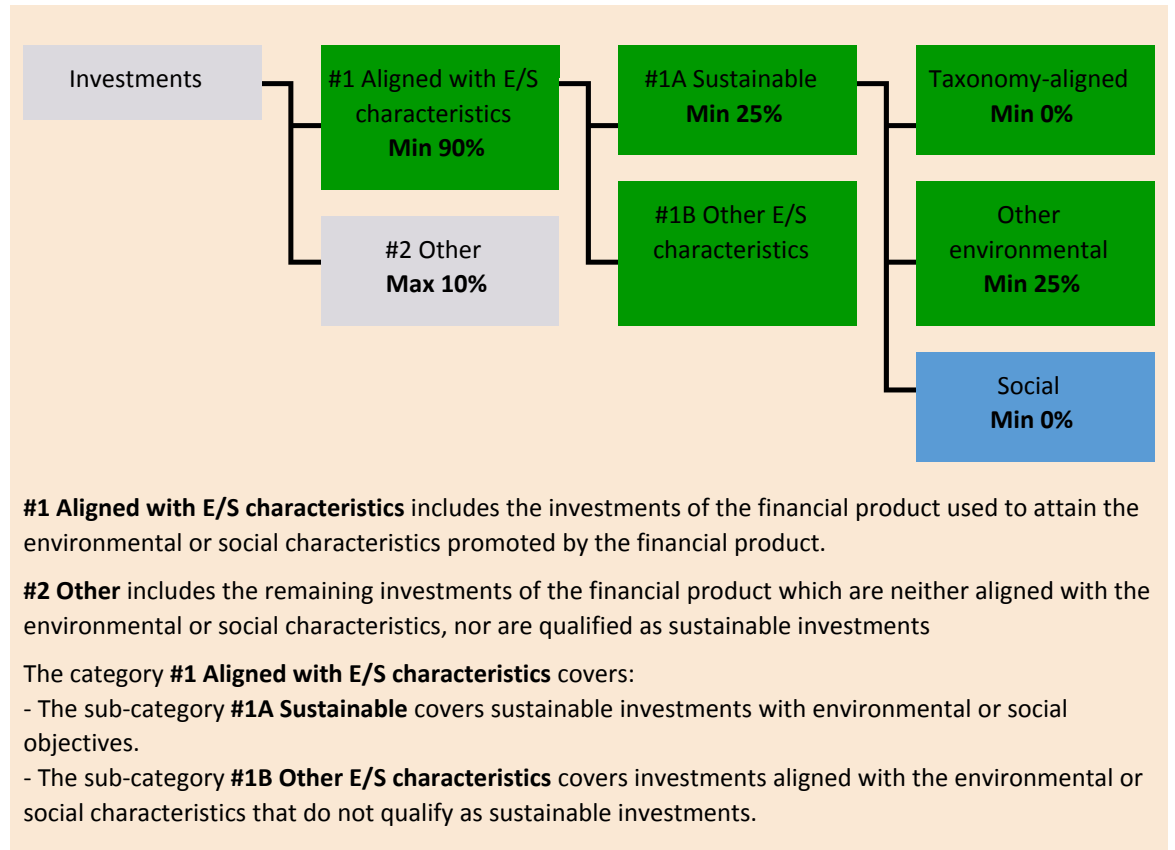
Taxonomy-aligned activities are expressed as a share of:

- **turnover** reflecting the share of revenue from green activities of investee companies
- **capital expenditure (CapEx)** showing the green investments made by investee companies, e.g. for a transition to a green economy.
- **operational expenditure (OpEx)** reflecting green operational activities of investee companies.

### What is the asset allocation planned for this financial product?

At least 90% of the Sub-Fund's securities and instruments will meet the promoted environmental or social characteristics in accordance with the binding elements of the Index methodology. Furthermore, the Sub-Fund commits to have a minimum of 25% of sustainable investments as per the below chart. Investments aligned with other E/S characteristics (#1B) will represent the difference between the actual proportion of investments aligned with environmental or social characteristics (#1) and the actual proportion of sustainable investments (#1A).

The planned proportion of other environmental investment represents a minimum of 25% (i) and may change as the actual proportions of Taxonomy-aligned and/or Social investments increase.



● **How does the use of derivatives attain the environmental or social characteristics promoted by the financial product?**

Derivatives are not used to attain the environmental and social characteristics promoted by the Sub-Fund.

### Enabling activities

directly enable other activities to make a substantial contribution to an environmental objective.

### Transitional activities

are activities for which low-carbon alternatives are not yet available and among others have greenhouse gas emission levels corresponding to the best performance.



## To what minimum extent are sustainable investments with an environmental objective aligned with the EU Taxonomy?

The sub-fund currently has no minimum commitment to sustainable investments with an environmental objective aligned with the EU Taxonomy. The Sub-Fund does not commit to make taxonomy-compliant investments in fossil gas and/or nuclear energy as illustrated below. Nevertheless, as part of the investment strategy, it may invest in companies that are also active in these industries. Such investments may or may not be taxonomy aligned.

### Does the financial product invest in fossil gas and/or nuclear energy related activities that comply with the EU Taxonomy ?

- Yes :
- In fossil gas
  - In nuclear energy
- No

The two graphs below show in green the minimum percentage of investments that are aligned with the EU Taxonomy. As there is no appropriate methodology to determine the Taxonomy-alignment of sovereign bonds\*, the first graph shows the Taxonomy alignment in relation to all the investments of the financial product including sovereign bonds, while the second graph shows the Taxonomy alignment only in relation to the investments of the financial product other than sovereign bonds.

#### 1. Taxonomy-alignment of investments including sovereign bonds\*

- Taxonomy-aligned (no fossil gas and nuclear)
- Non Taxonomy-aligned



#### 2. Taxonomy-alignment of investments excluding sovereign bonds\*

- Taxonomy-aligned (no fossil gas and nuclear)
- Non Taxonomy-aligned



This graph represents 100% of the total investments.\*\*

\* For the purpose of these graphs, 'sovereigns bonds' consist of all sovereign exposures

\*\* This percentage is purely indicative and may vary.

### What is the minimum share of investments in transitional and enabling activities?

The funds has no minimum proportion of investment in transitional or enabling activities.



are sustainable investments with an environmental objective that **do not take into account the criteria** for environmentally sustainable economic activities under the EU Taxonomy.



**What is the minimum share of sustainable investments with an environmental objective that are not aligned with the EU Taxonomy?**

The Sub-Fund will have a minimum commitment of 25% of Sustainable Investments with an environmental objective as indicated in this Annex with no commitment on their alignment with the EU Taxonomy.



**What is the minimum share of socially sustainable investments?**

The Sub-Fund has no minimum share of socially sustainable investments.



**What investments are included under “#2 Other”, what is their purpose and are there any minimum environmental or social safeguards?**

Included in "#2 Other" are cash and instruments for the purpose of liquidity and portfolio risk management. It may also include ESG unrated securities for which data needed for the measurement of attainment of environmental or social characteristics is not available.



**Reference benchmarks** are indexes to measure whether the financial products attain the environmental or social characteristics that they promote.

**Is a specific index designated as a reference benchmark to determine whether this financial product is aligned with the environmental and/or social characteristics that it promotes?**

Yes, the Index has been designated as a reference benchmark to determine whether the Sub-Fund is aligned with the environmental and/or social characteristics that it promotes.

● **How is the reference benchmark continuously aligned with each of the environmental or social characteristics promoted by the financial product?**

According to applicable regulations to index sponsors (including BMR), index sponsors should define appropriate controls/diligence when defining and/or operating index methodologies of regulated indexes.

● **How is the alignment of the investment strategy with the methodology of the index ensured on a continuous basis?**

The investment objective of the Sub-Fund is to track both the upward and downward evolution of the Index, while minimising the difference between the return of the Sub-Fund and the return of the Index.

● **How does the designated index differ from a relevant broad market index?**

Bloomberg MSCI Euro Corporate ESG Sustainability SRI Index is a bond index, representative of the corporate fixed-rate investment grade Euro denominated securities, that follows the rules of the Bloomberg Euro Aggregate Corporate Index (the "Parent Index") and applies sector and additional ESG criteria for security eligibility.

● **Where can the methodology used for the calculation of the designated index be found?**

Additional information on the Index can be found at <https://www.bloomberg.com/professional/product/indices/bloomberg-fixed-income-indices/#/ucits>



**Where can I find more product specific information online?**

Additional information on the Sub-Fund can be found at [www.amundiETF.com](http://www.amundiETF.com).

**Disclaimer**

15/10/2023.

**Pre-contractual disclosure for the financial products referred to in Article 8, paragraphs 1, 2 and 2a, of Regulation (EU) 2019/2088 and Article 6, first paragraph, of Regulation (EU) 2020/852**

**Sustainable investment**

means an investment in an economic activity that contributes to an environmental or social objective, provided that the investment does not significantly harm any environmental or social objective and that the investee companies follow good governance practices.

The **EU Taxonomy** is a classification system laid down in Regulation (EU) 2020/852, establishing a list of **environmentally sustainable economic activities**. That Regulation does not lay down a list of socially sustainable economic activities. Sustainable investments with an environmental objective might be aligned with the Taxonomy or not.



**Sustainability**

**indicators** measure how the environmental or social characteristics promoted by the financial product are attained.

**Product name:**  
AMUNDI MSCI EUROPE ESG LEADERS SELECT

**Legal entity identifier:**  
213800F8YTMWBXNF3B48

**Environmental and/or social characteristics**

**Does this financial product have a sustainable investment objective?**

**Yes**    **No**

- It will make a minimum of **sustainable investments with an environmental objective: \_\_\_%**
  - in economic activities that qualify as environmentally sustainable under the EU Taxonomy
  - in economic activities that do not qualify as environmentally sustainable under the EU Taxonomy
- It **promotes Environmental/Social (E/S) characteristics** and while it does not have as its objective a sustainable investment, it will have a minimum proportion of 30% of sustainable investments
  - with an environmental objective in economic activities that qualify as environmentally sustainable under the EU Taxonomy
  - with an environmental objective in economic activities that do not qualify as environmentally sustainable under the EU Taxonomy
  - with a social objective
- It will make a minimum of **sustainable investments with a social objective: \_\_\_%**
- It promotes E/S characteristics, but **will not make any sustainable investments**

**What environmental and/or social characteristics are promoted by this financial product?**

The Sub-Fund promotes environmental and/or social characteristics through among others, replicating an Index integrating an environmental, social and governance ("ESG") rating.

The Index methodology is constructed using a "Best-in-class approach": best ranked companies are selected to construct the Index.

"Best-in-class" is an approach where leading or best-performing investments are selected within a universe, industry sector or class. Using such Best-in-class approach, the Index follows an extra-financial approach significantly engaging that permits the reduction by at least 20% of the initial investment universe (expressed in number of issuers).

**What sustainability indicators are used to measure the attainment of each of the environmental or social characteristics promoted by this financial product?**

The MSCI ESG Rating is used to measure the attainment of each of the environmental and or social characteristic promoted by this financial product.

MSCI ESG Rating methodology uses a rules-based methodology designed to measure a company's resilience to long-term, industry material ESG risks. It is based on extra-financial ESG key issues that

focus on the intersection between a company's core business and the industry-specific issues that may create significant risks and opportunities for the company. The ESG key issues are weighted according to impact and time horizon of the risk or opportunity. The ESG key issues include for instance, but are not limited to, water stress, carbon emissions, labor management or business ethics.

More detailed on MSCI ESG Rating can be found on the following link:

<https://www.msci.com/documents/1296102/21901542/ESG-Ratings-Methodology-Exec-Summary.pdf>

More details on MSCI ESG Controversy score can be found on the following link:

<https://www.msci.com/documents/1296102/14524248/MSCI+ESG+Research+Controversies+Executive+Summary+Methodology+-+July+2020.pdf/b0a2bb88-2360-1728-b70e-2f0a889b6bd4>

More precisely, MSCI Europe ESG Leaders Select 5% Issuer Capped Index (the "Index") applicable universe includes all securities of the Parent Index.

The securities are selected by applying a combination of values based exclusions and a best-in-class selection process to companies in the MSCI Europe Index by:

1. Firstly excluding companies involved in the following business activities as per MSCI ESG Research: Alcohol, Gambling, Tobacco, Nuclear Power, Conventional Weapons, Nuclear Weapons, Controversial Weapons, Civilian Firearms, Thermal Coal and Unconventional Oil & Gas.

2. The remaining companies are rated based on their ability to manage their ESG risks and opportunities and are given a rating which determines their eligibility for inclusion in the Index :

- Companies that are not existing constituents of the MSCI ESG Leaders Indexes must have an MSCI ESG Rating of "BB" or above and the MSCI ESG Controversies score of "3" or above to be eligible.

- Current constituents of the MSCI ESG Leaders Indexes must have a MSCI ESG Rating of "BB" or above and the MSCI ESG Controversies score of "1" or above to remain eligible.

3. A best-in-class selection process is then applied to the remaining eligible securities in the selected universe. The methodology aims to include the securities of companies with the highest ESG ratings making up 50% of the market capitalization in each Global Industry Classification Standard (GICS) sector of the Parent Index.

● ***What are the objectives of the sustainable investments that the financial product partially intends to make and how does the sustainable investment contribute to such objectives?***

The objectives of the sustainable investments are to invest in investee companies that seek to meet two criteria:

1) follow best environmental and social practices; and

2) avoid making products or providing services that harm the environment and society.

In order for the investee company to be deemed to contribute to the above objective it must be a "best performer" within its sector of activity on at least one of its material environmental or social factors.

The definition of "best performer" relies on Amundi's proprietary ESG methodology which aims to measure the ESG performance of an investee company. In order to be considered a "best performer", an investee company must perform with the best top three rating (A, B or C, out of a rating scale going from A to G) within its sector on at least one material environmental or social factor. Material environmental and social factors are identified at a sector level. The identification of material factors is based on Amundi ESG analysis framework which combines extra-financial data and qualitative analysis of associated sector and sustainability themes. Factors identified as material result in a

contribution of more than 10% to the overall ESG score. For energy sector for example, material factors are: emissions and energy, biodiversity and pollution, health and security, local communities and human rights. For a more complete overview of sectors and factors, please refer to the Amundi ESG Regulatory Statement available at [www.amundi.lu](http://www.amundi.lu)

To contribute to the above objectives, the investee company should not have significant exposure to activities (e.g. tobacco, weapons, gambling, coal, aviation, meat production, fertilizer and pesticide manufacturing, single-use plastic production) not compatible with such criteria.

The sustainable nature of an investment is assessed at investee company level.

By applying the Amundi's above described Sustainable Investment definition to the Index constituents of this passively managed ETF Product, Amundi has determined that this Product has the minimum proportion of sustainable investments stated in page 1 above. However, please note that Amundi Sustainable Investment definition is not implemented at the Index methodology level.

**Principal adverse impacts** are the most significant negative impact of investment decisions on sustainability factors relating to environmental, social and employee matters, respect for human rights, anti-corruption and anti-bribery matters.

● ***How do the sustainable investments that the financial product partially intends to make, not cause significant harm to any environmental or social sustainable investment objective?***

To ensure sustainable investments do no significant harm ('DNSH'), Amundi utilises two filters:

The first DNSH test filter relies on monitoring the mandatory Principal Adverse Impacts indicators in Annex 1, Table 1 of the RTS where robust data is available (e.g. GHG intensity of investee companies) via a combination of indicators (e.g. carbon intensity) and specific thresholds or rules (e.g. that the investee company's carbon intensity does not belong to the last decile of the sector).

Amundi already considers specific Principle Adverse Impacts within its exclusion policy as part of Amundi's Responsible Investment Policy. These exclusions, which apply on the top of the tests detailed above, cover the following topics: exclusions on controversial weapons, Violations of UN Global Compact principles, coal and tobacco.

Beyond the specific sustainability factors covered in the first filter, Amundi has defined a second filter, which does not take the mandatory Principal Adverse Impact indicators above into account, in order to verify that the company does not badly perform from an overall environmental or social standpoint compared to other companies within its sector which corresponds to an environmental or social score superior or equal to E using Amundi's ESG rating.

***How have the indicators for adverse impacts on sustainability factors been taken into account?***

The indicators for adverse impacts have been taken into account as detailed in the first do not significant harm (DNSH) filter above:

The first DNSH filter relies on monitoring of mandatory Principal Adverse Impacts indicators in Annex 1, Table 1 of the RTS where robust data is available via the combination of following indicators and specific thresholds or rules:

- Have a CO2 intensity which does not belong to the last decile compared to other companies within its sector (only applies to high intensity sectors), and
- Have a Board of Directors' diversity which does not belong to the last decile compared to other companies within its sector, and
- Be cleared of any controversy in relation to work conditions and human rights.
- Be cleared of any controversy in relation to biodiversity and pollution



Amundi already considers specific Principle Adverse Impacts within its exclusion policy as part of Amundi's Responsible Investment Policy. These exclusions, which apply on the top of the tests detailed above, cover the following topics: exclusions on controversial weapons, Violations of UN Global Compact principles, coal and tobacco.

*How are the sustainable investments aligned with the OECD Guidelines for Multinational Enterprises and the UN Guiding Principles on Business and Human Rights? Details:*

The OECD Guidelines for Multinational Enterprises and the UN Guiding Principles on Business and Human Rights are integrated into our ESG scoring methodology. Our proprietary ESG rating tool assesses issuers using available data from our data providers. For example the model has a dedicated criteria called "Community Involvement & Human Rights" which is applied to all sectors in addition to other human rights linked criteria including socially responsible supply chains, working conditions, and labor relations. Furthermore, we conduct controversy monitoring on a, at minimum, quarterly basis which includes companies identified for human rights violations. When controversies arise, analysts will evaluate the situation and apply a score to the controversy (using our proprietary scoring methodology) and determine the best course of action. Controversy scores are updated quarterly to track the trend and remediation efforts

*The EU Taxonomy sets out a "do not significantly harm" principle by which Taxonomy-aligned investments should not significantly harm EU Taxonomy objectives and is accompanied by specific EU criteria.*

The "do not significantly harm" principle applies only to those investments underlying the financial product that take into account the EU criteria for environmentally sustainable economic activities. The investments underlying the remaining portion of this financial product do not take into account the EU criteria for environmentally sustainable economic activities.

*Any other sustainable investments must also not significantly harm any environmental or social objectives.*



#### **Does this financial product consider principal adverse impacts on sustainability factors?**

**X** Yes, The Sub-Fund considers Principal Adverse Impacts as per Annex 1, Table 1 of the RTS applying to the Sub-Fund's strategy and relies on a combination of exclusion policies (normative and sectorial), engagement and voting approaches.

- Exclusion: Amundi has defined normative, activity-based and sector-based exclusion rules covering some of the key adverse sustainability indicators listed by the Disclosure Regulation.

- Engagement: Engagement is a continuous and purpose driven process aimed at influencing the activities or behavior of investee companies. The aim of engagement activities can fall into two categories : to engage an issuer to improve the way it integrates the environmental and social dimension, to engage an issuer to improve its impact on environmental, social, and human rights-related or other sustainability matters that are material to society and the global economy.

- Vote: Amundi's voting policy responds to an holistic analysis of all the long-term issues that may influence value creation, including material ESG issues. For more information please refer to Amundi's Voting Policy .

- Controversies monitoring: Amundi has developed a controversy tracking system that relies on three external data providers to systematically track controversies and their level of severity. This quantitative approach is then enriched with an in-depth assessment of each severe controversy, led

by ESG analysts and the periodic review of its evolution. This approach applies to all of Amundi's funds.

For any indication on how mandatory Principal Adverse Impact indicators are used, please refer to the Amundi ESG Regulatory Statement available at [www.amundi.lu](http://www.amundi.lu)

No



### The Investment strategy guides

investment decisions based on factors such as investment objectives and risk tolerance.

### Good

governance practices include sound management structures, employee relations, remuneration of staff and tax compliance.

## What investment strategy does this financial product follow?

The Sub-Fund tracks the performance of MSCI EUROPE ESG LEADERS SELECT 5% Issuer Capped Index ("the Index"), and to minimize the tracking error between the net asset value of the sub-fund and the performance of the Index.

MSCI Europe ESG Leaders Select 5% Issuer Capped Index is an equity index based on the MSCI Europe Index ("Parent Index"), representative of the large and mid-cap securities of the 15 developed European countries and issued by companies that have the highest Environmental, Social and Governance (ESG) rating in each sector of the Parent Index.

### ● **What are the binding elements of the investment strategy used to select the investments to attain each of the environmental or social characteristics promoted by this financial product?**

This is a passively managed ETF. Its investment strategy is to replicate the Index while minimizing the related tracking error.

MSCI Europe ESG Leaders Select 5% Issuer Capped Index (the "Index") applicable universe includes all securities of the Parent Index.

The securities are selected by applying a combination of values based exclusions and a best-in-class selection process to companies in the MSCI Europe Index by:

1. Firstly excluding companies involved in the following business activities as per MSCI ESG Research: Alcohol, Gambling, Tobacco, Nuclear Power, Conventional Weapons, Nuclear Weapons, Controversial Weapons, Civilian Firearms, Thermal Coal and Unconventional Oil & Gas.
2. The remaining companies are rated based on their ability to manage their ESG risks and opportunities and are given a rating which determines their eligibility for inclusion in the Index :

- Companies that are not existing constituents of the MSCI ESG Leaders Indexes must have an MSCI ESG Rating of "BB" or above and the MSCI ESG Controversies score of "3" or above to be eligible.
- Current constituents of the MSCI ESG Leaders Indexes must have a MSCI ESG Rating of "BB" or above and the MSCI ESG Controversies score of "1" or above to remain eligible.

3. A best-in-class selection process is then applied to the remaining eligible securities in the selected universe. The methodology aims to include the securities of companies with the highest ESG ratings making up 50% of the market capitalization in each Global Industry Classification Standard (GICS) sector of the Parent Index.

The Product strategy is also relying on systematic exclusions policies (normative and sectorial) as further described in Amundi Responsible Investment policy.

### ● **What is the committed minimum rate to reduce the scope of the investments considered prior to the application of that investment strategy?**

There is no committed minimum rate to reduce the scope of the investments considered prior to the application of that investment strategy.

● **What is the policy to assess good governance practices of the investee companies?**

We rely on Amundi ESG scoring methodology. Amundi's ESG scoring is based on a proprietary ESG analysis framework, which accounts for 38 general and sector-specific criteria, including governance criteria. In the Governance dimension, we assess an issuer's ability to ensure an effective corporate governance framework that guarantees it will meet its long-term objectives (e.g. guaranteeing the issuer's value over the long term) The governance sub-criteria considered are: board structure, audit and control, remuneration, shareholders' rights, ethics, tax practices and ESG strategy

Amundi ESG Rating scale contains seven grades, ranging from A to G, where A is the best and G the worst rating. G-rated companies are excluded from our investment universe.



**Asset allocation** describes the share of investments in specific assets.

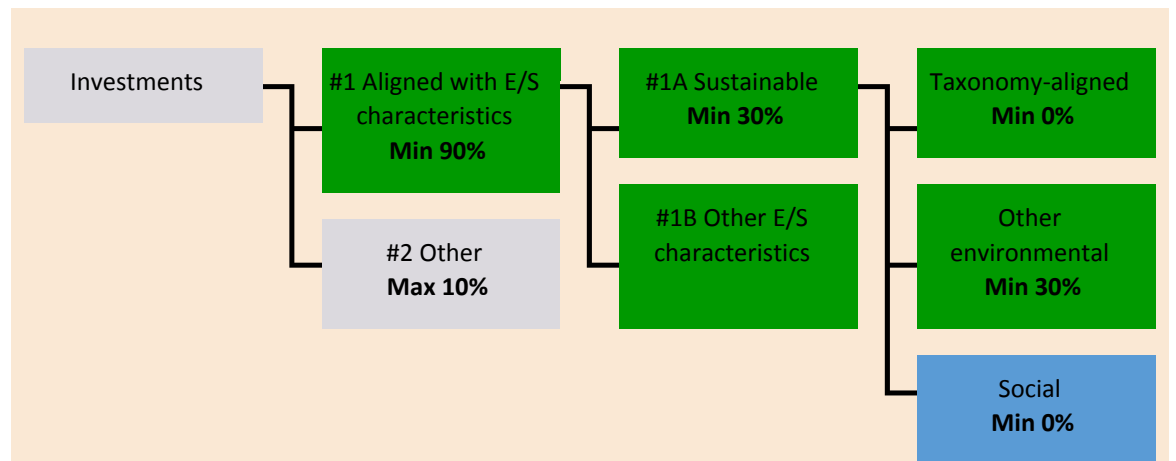
Taxonomy-aligned activities are expressed as a share of:

- **turnover** reflecting the share of revenue from green activities of investee companies
- **capital expenditure (CapEx)** showing the green investments made by investee companies, e.g. for a transition to a green economy.
- **operational expenditure (OpEx)** reflecting green operational activities of investee companies.

**What is the asset allocation planned for this financial product?**

At least 90% of the Sub-Fund's securities and instruments will meet the promoted environmental or social characteristics in accordance with the binding elements of the Index methodology. Furthermore, the Sub-Fund commits to have a minimum of 30% of sustainable investments as per the below chart. Investments aligned with other E/S characteristics (#1B) will represent the difference between the actual proportion of investments aligned with environmental or social characteristics (#1) and the actual proportion of sustainable investments (#1A).

The planned proportion of other environmental investment represents a minimum of 30% (i) and may change as the actual proportions of Taxonomy-aligned and/or Social investments increase.



**#1 Aligned with E/S characteristics** includes the investments of the financial product used to attain the environmental or social characteristics promoted by the financial product.

**#2 Other** includes the remaining investments of the financial product which are neither aligned with the environmental or social characteristics, nor are qualified as sustainable investments

The category **#1 Aligned with E/S characteristics** covers:

- The sub-category **#1A Sustainable** covers sustainable investments with environmental or social objectives.
- The sub-category **#1B Other E/S characteristics** covers investments aligned with the environmental or social characteristics that do not qualify as sustainable investments.

● **How does the use of derivatives attain the environmental or social characteristics promoted by the financial product?**

Derivatives are not used to attain the environmental and social characteristics promoted by the Sub-Fund.

### Enabling activities

directly enable other activities to make a substantial contribution to an environmental objective.

### Transitional activities

are activities for which low-carbon alternatives are not yet available and among others have greenhouse gas emission levels corresponding to the best performance.



## To what minimum extent are sustainable investments with an environmental objective aligned with the EU Taxonomy?

The sub-fund currently has no minimum commitment to sustainable investments with an environmental objective aligned with the EU Taxonomy. The Sub-Fund does not commit to make taxonomy-compliant investments in fossil gas and/or nuclear energy as illustrated below. Nevertheless, as part of the investment strategy, it may invest in companies that are also active in these industries. Such investments may or may not be taxonomy aligned.

### Does the financial product invest in fossil gas and/or nuclear energy related activities that comply with the EU Taxonomy ?

- Yes :
- In fossil gas
  - In nuclear energy
- No

The two graphs below show in green the minimum percentage of investments that are aligned with the EU Taxonomy. As there is no appropriate methodology to determine the Taxonomy-alignment of sovereign bonds\*, the first graph shows the Taxonomy alignment in relation to all the investments of the financial product including sovereign bonds, while the second graph shows the Taxonomy alignment only in relation to the investments of the financial product other than sovereign bonds.

#### 1. Taxonomy-alignment of investments including sovereign bonds\*

- Taxonomy-aligned (no fossil gas and nuclear)
- Non Taxonomy-aligned



#### 2. Taxonomy-alignment of investments excluding sovereign bonds\*

- Taxonomy-aligned (no fossil gas and nuclear)
- Non Taxonomy-aligned



This graph represents 100% of the total investments.\*\*

\* For the purpose of these graphs, 'sovereigns bonds' consist of all sovereign exposures

\*\* This percentage is purely indicative and may vary.

### What is the minimum share of investments in transitional and enabling activities?

The funds has no minimum proportion of investment in transitional or enabling activities.



are sustainable investments with an environmental objective that **do not take into account the criteria** for environmentally sustainable economic activities under the EU Taxonomy.



**What is the minimum share of sustainable investments with an environmental objective that are not aligned with the EU Taxonomy?**

The Sub-Fund will have a minimum commitment of 30% of Sustainable Investments with an environmental objective as indicated in this Annex with no commitment on their alignment with the EU Taxonomy.



**What is the minimum share of socially sustainable investments?**

The Sub-Fund has no minimum share of socially sustainable investments.



**What investments are included under “#2 Other”, what is their purpose and are there any minimum environmental or social safeguards?**

Included in "#2 Other" are cash and instruments for the purpose of liquidity and portfolio risk management. It may also include ESG unrated securities for which data needed for the measurement of attainment of environmental or social characteristics is not available.



**Reference benchmarks** are indexes to measure whether the financial products attain the environmental or social characteristics that they promote.

**Is a specific index designated as a reference benchmark to determine whether this financial product is aligned with the environmental and/or social characteristics that it promotes?**

Yes, the Index has been designated as a reference benchmark to determine whether the Sub-Fund is aligned with the environmental and/or social characteristics that it promotes.

● **How is the reference benchmark continuously aligned with each of the environmental or social characteristics promoted by the financial product?**

According to applicable regulations to index sponsors (including BMR), index sponsors should define appropriate controls/diligence when defining and/or operating index methodologies of regulated indexes.

● **How is the alignment of the investment strategy with the methodology of the index ensured on a continuous basis?**

The investment objective of the Sub-Fund is to track both the upward and downward evolution of the Index, while minimising the difference between the return of the Sub-Fund and the return of the Index.

● **How does the designated index differ from a relevant broad market index?**

MSCI Europe ESG Leaders Select 5% Issuer Capped Index is an equity index based on the MSCI Europe Index ("Parent Index"), representative of the large and mid-cap securities of the 15 developed European countries and issued by companies that have the highest Environmental, Social and Governance (ESG) rating in each sector of the Parent Index.

● **Where can the methodology used for the calculation of the designated index be found?**

Additional information on the Index can be found at <https://www.msci.com/index-methodology>



**Where can I find more product specific information online?**

Additional information on the Sub-Fund can be found at [www.amundiETF.com](http://www.amundiETF.com).

**Disclaimer**

15/10/2023.

**Pre-contractual disclosure for the financial products referred to in Article 8, paragraphs 1, 2 and 2a, of Regulation (EU) 2019/2088 and Article 6, first paragraph, of Regulation (EU) 2020/852**

**Sustainable investment**

means an investment in an economic activity that contributes to an environmental or social objective, provided that the investment does not significantly harm any environmental or social objective and that the investee companies follow good governance practices.

The **EU Taxonomy** is a classification system laid down in Regulation (EU) 2020/852, establishing a list of **environmentally sustainable economic activities**. That Regulation does not lay down a list of socially sustainable economic activities. Sustainable investments with an environmental objective might be aligned with the Taxonomy or not.



**Sustainability**

**indicators** measure how the environmental or social characteristics promoted by the financial product are attained.

**Product name:**

AMUNDI MSCI WORLD CLIMATE TRANSITION CTB

**Legal entity identifier:**

222100479LWJEIXZB875

**Environmental and/or social characteristics**

**Does this financial product have a sustainable investment objective?**

**Yes**

**No**

It will make a minimum of **sustainable investments with an environmental objective: \_\_\_%**

in economic activities that qualify as environmentally sustainable under the EU Taxonomy

in economic activities that do not qualify as environmentally sustainable under the EU Taxonomy

It will make a minimum of **sustainable investments with a social objective: \_\_\_%**

**It promotes Environmental/Social (E/S) characteristics** and while it does not have as its objective a sustainable investment, it will have a minimum proportion of 30% of sustainable investments

with an environmental objective in economic activities that qualify as environmentally sustainable under the EU Taxonomy

with an environmental objective in economic activities that do not qualify as environmentally sustainable under the EU Taxonomy

with a social objective

It promotes E/S characteristics, but **will not make any sustainable investments**

**What environmental and/or social characteristics are promoted by this financial product?**

The Sub-Fund promotes environmental and/or social characteristics through among others, replicating an Index that is meeting the minimum standards for EU Climate Transition Benchmarks (EU CTBs) under Regulation (EU) 2019/2089 amending Regulation (EU) 2016/1011. The law proposes the definitions of minimum standards for the methodology of any 'EU Climate Transition' benchmark indices that would be aligned with the objectives of the Paris Agreement. The Index methodology align with certain criteria such as:

- A minimum reduction in Greenhouse Gas (GHG) intensity relative to Parent Index of 30%.
- A minimum self-decarbonization rate of GHG emissions intensity in accordance with the trajectory implied by Intergovernmental Panel on Climate Change's (IPCC) most ambitious 1.5°C scenario, equating to at least 7% GHG intensity reduction on average per annum.

**What sustainability indicators are used to measure the attainment of each of the environmental or social characteristics promoted by this financial product?**

The weighted average greenhouse gas (GHG) intensity (the "WACI") is used to measure the attainment of each of the environmental or social characteristics promoted by this financial product.

The WACI is the weighted average of the Index components' greenhouse gas (GHG) emissions

(expressed in tCO<sub>2</sub>) divided by the enterprise value including cash.

The GHG emissions are divided into Scope 1, Scope 2, and Scope 3 emissions.

- Scope 1 emissions: those from sources owned or controlled by the company.
- Scope 2 emissions: those caused by the generation of electricity purchased by the company.
- Scope 3 emissions: include all other indirect emissions that occur in a company's value chain.

More precisely, MSCI World Climate Change CTB Select Index ("the Index") aims to reduce its greenhouse gas (GHG) emissions intensity by at least 30% when compared to the Parent Index, and is designed to meet the year on year 7% decarbonisation target. The Index will be constructed as follows:

- The Applicable Universe includes all the existing constituents of the Parent Index (i.e. mid and large-cap equities that equate to 85% of the total capitalization for the geographical area covered by the Parent Index).

- The Initial Universe is constructed by excluding from the Applicable Universe securities based on the following criteria:

1. Unrated companies: companies not rated by MSCI ESG Research for Low Carbon Transition Assessment.
2. Companies involved in Controversial Weapons Businesses as defined by the methodology of the MSCI Ex Controversial Weapons Indexes.

Each remaining company is weighted according to its market capitalization and its Low Carbon Transition (LCT) Combined Score\* and Carbon Emissions Intensity\*, in order to increase the exposure to companies participating in opportunities associated with climate transition and decrease the exposure to companies exposed to risks associated with climate transition.

- The Eligible Universe is constructed from the Initial Universe by excluding securities based on the following criteria:

1. Companies that have faced very severe controversies pertaining to ESG issues,
2. Companies involved in Tobacco, Coal, Thermal coal based power generation.

- The Parent index and the Eligible universe are both broken into two universes: 'High Climate Impact' and 'Low Climate Impact'.

- The Final Universe is constructed from the Eligible Universe by weighting: the 'High Climate Impact' and 'Low Climate Impact' universes according to their respective allocations in the Parent index and the securities based upon their targets and commitments to meet the EU Climate Transition benchmark (EU CTB) minimum requirements. The weight of each security in the Index is capped at 4%.

● ***What are the objectives of the sustainable investments that the financial product partially intends to make and how does the sustainable investment contribute to such objectives?***

The objectives of the sustainable investments are to invest in investee companies that seek to meet two criteria:

- 1) follow best environmental and social practices; and
- 2) avoid making products or providing services that harm the environment and society.



In order for the investee company to be deemed to contribute to the above objective it must be a "best performer" within its sector of activity on at least one of its material environmental or social factors.

The definition of "best performer" relies on Amundi's proprietary ESG methodology which aims to measure the ESG performance of an investee company. In order to be considered a "best performer", an investee company must perform with the best top three rating (A, B or C, out of a rating scale going from A to G) within its sector on at least one material environmental or social factor. Material environmental and social factors are identified at a sector level. The identification of material factors is based on Amundi ESG analysis framework which combines extra-financial data and qualitative analysis of associated sector and sustainability themes. Factors identified as material result in a contribution of more than 10% to the overall ESG score. For energy sector for example, material factors are: emissions and energy, biodiversity and pollution, health and security, local communities and human rights. For a more complete overview of sectors and factors, please refer to the Amundi ESG Regulatory Statement available at [www.amundi.lu](http://www.amundi.lu)

To contribute to the above objectives, the investee company should not have significant exposure to activities (e.g. tobacco, weapons, gambling, coal, aviation, meat production, fertilizer and pesticide manufacturing, single-use plastic production) not compatible with such criteria.

The sustainable nature of an investment is assessed at investee company level.

By applying the Amundi's above described Sustainable Investment definition to the Index constituents of this passively managed ETF Product, Amundi has determined that this Product has the minimum proportion of sustainable investments stated in page 1 above. However, please note that Amundi Sustainable Investment definition is not implemented at the Index methodology level.

**Principal adverse impacts** are the most significant negative impact of investment decisions on sustainability factors relating to environmental, social and employee matters, respect for human rights, anti-corruption and anti-bribery matters.

● ***How do the sustainable investments that the financial product partially intends to make, not cause significant harm to any environmental or social sustainable investment objective?***

To ensure sustainable investments do no significant harm ('DNSH'), Amundi utilises two filters:

The first DNSH test filter relies on monitoring the mandatory Principal Adverse Impacts indicators in Annex 1, Table 1 of the RTS where robust data is available (e.g. GHG intensity of investee companies) via a combination of indicators (e.g. carbon intensity) and specific thresholds or rules (e.g. that the investee company's carbon intensity does not belong to the last decile of the sector).

Amundi already considers specific Principle Adverse Impacts within its exclusion policy as part of Amundi's Responsible Investment Policy. These exclusions, which apply on the top of the tests detailed above, cover the following topics: exclusions on controversial weapons, Violations of UN Global Compact principles, coal and tobacco.

Beyond the specific sustainability factors covered in the first filter, Amundi has defined a second filter, which does not take the mandatory Principal Adverse Impact indicators above into account, in order to verify that the company does not badly perform from an overall environmental or social standpoint compared to other companies within its sector which corresponds to an environmental or social score superior or equal to E using Amundi's ESG rating.

***How have the indicators for adverse impacts on sustainability factors been taken into account?***

The indicators for adverse impacts have been taken into account as detailed in the first do not significant harm (DNSH) filter above:

The first DNSH filter relies on monitoring of mandatory Principal Adverse Impacts indicators in Annex 1, Table 1 of the RTS where robust data is available via the combination of following indicators and

specific thresholds or rules:

- Have a CO2 intensity which does not belong to the last decile compared to other companies within its sector (only applies to high intensity sectors), and
- Have a Board of Directors' diversity which does not belong to the last decile compared to other companies within its sector, and
- Be cleared of any controversy in relation to work conditions and human rights.
- Be cleared of any controversy in relation to biodiversity and pollution

Amundi already considers specific Principle Adverse Impacts within its exclusion policy as part of Amundi's Responsible Investment Policy. These exclusions, which apply on the top of the tests detailed above, cover the following topics: exclusions on controversial weapons, Violations of UN Global Compact principles, coal and tobacco.

*How are the sustainable investments aligned with the OECD Guidelines for Multinational Enterprises and the UN Guiding Principles on Business and Human Rights? Details:*

The OECD Guidelines for Multinational Enterprises and the UN Guiding Principles on Business and Human Rights are integrated into our ESG scoring methodology. Our proprietary ESG rating tool assesses issuers using available data from our data providers. For example the model has a dedicated criteria called "Community Involvement & Human Rights" which is applied to all sectors in addition to other human rights linked criteria including socially responsible supply chains, working conditions, and labor relations. Furthermore, we conduct controversy monitoring on a, at minimum, quarterly basis which includes companies identified for human rights violations. When controversies arise, analysts will evaluate the situation and apply a score to the controversy (using our proprietary scoring methodology) and determine the best course of action. Controversy scores are updated quarterly to track the trend and remediation efforts

*The EU Taxonomy sets out a "do not significantly harm" principle by which Taxonomy-aligned investments should not significantly harm EU Taxonomy objectives and is accompanied by specific EU criteria.*

The "do not significantly harm" principle applies only to those investments underlying the financial product that take into account the EU criteria for environmentally sustainable economic activities. The investments underlying the remaining portion of this financial product do not take into account the EU criteria for environmentally sustainable economic activities.

*Any other sustainable investments must also not significantly harm any environmental or social objectives.*



#### **Does this financial product consider principal adverse impacts on sustainability factors?**

**X** Yes, The Sub-Fund considers Principal Adverse Impacts as per Annex 1, Table 1 of the RTS applying to the Sub-Fund's strategy and relies on a combination of exclusion policies (normative and sectorial), engagement and voting approaches.

- Exclusion: Amundi has defined normative, activity-based and sector-based exclusion rules covering some of the key adverse sustainability indicators listed by the Disclosure Regulation.

- Engagement: Engagement is a continuous and purpose driven process aimed at influencing the activities or behavior of investee companies. The aim of engagement activities can fall into two

categories : to engage an issuer to improve the way it integrates the environmental and social dimension, to engage an issuer to improve its impact on environmental, social, and human rights-related or other sustainability matters that are material to society and the global economy.

- Vote: Amundi's voting policy responds to an holistic analysis of all the long-term issues that may influence value creation, including material ESG issues. For more information please refer to Amundi's Voting Policy .

- Controversies monitoring: Amundi has developed a controversy tracking system that relies on three external data providers to systematically track controversies and their level of severity. This quantitative approach is then enriched with an in-depth assessment of each severe controversy, led by ESG analysts and the periodic review of its evolution. This approach applies to all of Amundi's funds.

For any indication on how mandatory Principal Adverse Impact indicators are used, please refer to the Amundi ESG Regulatory Statement available at [www.amundi.lu](http://www.amundi.lu)

No



#### The Investment

**strategy** guides investment decisions based on factors such as investment objectives and risk tolerance.

#### Good

**governance** practices include sound management structures, employee relations, remuneration of staff and tax compliance.

### What investment strategy does this financial product follow?

To track the performance of MSCI World Climate Change CTB Select Index ("the Index"), and to minimize the tracking error between the net asset value of the sub-fund and the performance of the Index.

The MSCI World Climate Change CTB Select Index is an equity index based on the MSCI World Index ("Parent Index"). representative of the large and mid-cap securities across 23 Developed Markets countries (as of December 2020). The Index aims to represent the performance of a strategy that reweights securities based upon the opportunities and risks associated with the climate transition to meet the EU Climate Transition Benchmark (EU CTB) label minimum requirements.

### ● **What are the binding elements of the investment strategy used to select the investments to attain each of the environmental or social characteristics promoted by this financial product?**

This is a passively managed ETF. Its investment strategy is to replicate the Index while minimizing the related tracking error.

MSCI World Climate Change CTB Select Index ("the Index") aims to reduce its greenhouse gas (GHG) emissions intensity by at least 30% when compared to the Parent Index, and is designed to meet the year on year 7% decarbonisation target. The Index will be constructed as follows:

- The Applicable Universe includes all the existing constituents of the Parent Index (i.e. mid and large-cap equities that equate to 85% of the total capitalization for the geographical area covered by the Parent Index).

- The Initial Universe is constructed by excluding from the Applicable Universe securities based on the following criteria:

1. Unrated companies: companies not rated by MSCI ESG Research for Low Carbon Transition Assessment.

2. Companies involved in Controversial Weapons Businesses as defined by the methodology of the MSCI Ex Controversial Weapons Indexes.

Each remaining company is weighted according to its market capitalization and its Low Carbon

Transition (LCT) Combined Score\* and Carbon Emissions Intensity\*, in order to increase the exposure to companies participating in opportunities associated with climate transition and decrease the exposure to companies exposed to risks associated with climate transition.

- The Eligible Universe is constructed from the Initial Universe by excluding securities based on the following criteria:

1. Companies that have faced very severe controversies pertaining to ESG issues,
2. Companies involved in Tobacco, Coal, Thermal coal based power generation.

- The Parent index and the Eligible universe are both broken into two universes: 'High Climate Impact' and 'Low Climate Impact'.

- The Final Universe is constructed from the Eligible Universe by weighting: the 'High Climate Impact' and 'Low Climate Impact' universes according to their respective allocations in the Parent index and the securities based upon their targets and commitments to meet the EU Climate Transition benchmark (EU CTB) minimum requirements. The weight of each security in the Index is capped at 4%.

The Product strategy is also relying on systematic exclusions policies (normative and sectorial) as further described in Amundi Responsible Investment policy.

● ***What is the committed minimum rate to reduce the scope of the investments considered prior to the application of that investment strategy?***

There is no committed minimum rate to reduce the scope of the investments considered prior to the application of that investment strategy.

● ***What is the policy to assess good governance practices of the investee companies?***

We rely on Amundi ESG scoring methodology. Amundi's ESG scoring is based on a proprietary ESG analysis framework, which accounts for 38 general and sector-specific criteria, including governance criteria. In the Governance dimension, we assess an issuer's ability to ensure an effective corporate governance framework that guarantees it will meet its long-term objectives (e.g. guaranteeing the issuer's value over the long term) The governance sub-criteria considered are: board structure, audit and control, remuneration, shareholders' rights, ethics, tax practices and ESG strategy

Amundi ESG Rating scale contains seven grades, ranging from A to G, where A is the best and G the worst rating. G-rated companies are excluded from our investment universe.



**Asset allocation** describes the share of investments in specific assets.

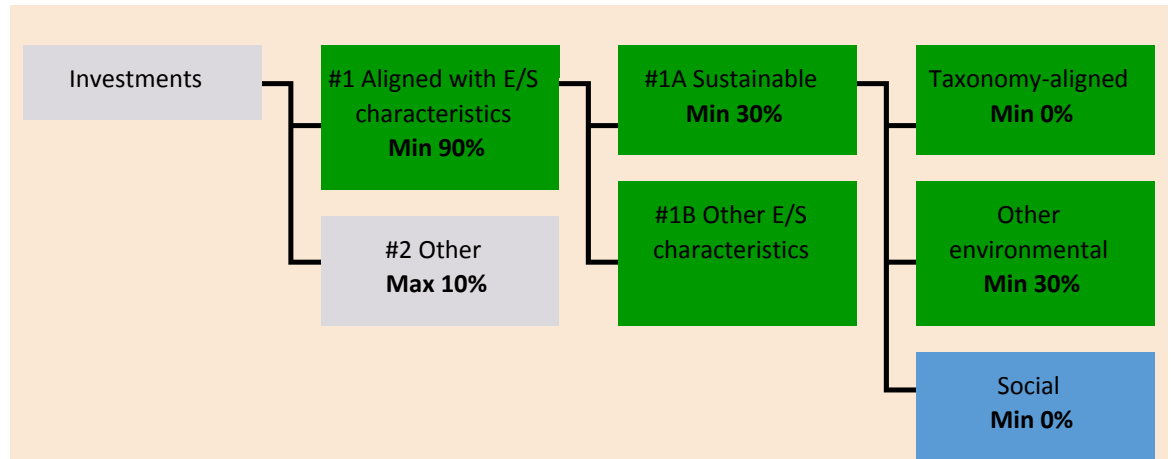
Taxonomy-aligned activities are expressed as a share of:

- **turnover** reflecting the share of revenue from green activities of investee companies
- **capital expenditure (CapEx)** showing the green investments made by investee companies, e.g. for a transition to a green economy.
- **operational expenditure (OpEx)** reflecting green operational activities of investee companies.

### What is the asset allocation planned for this financial product?

At least 90% of the Sub-Fund's securities and instruments will meet the promoted environmental or social characteristics in accordance with the binding elements of the Index methodology. Furthermore, the Sub-Fund commits to have a minimum of 30% of sustainable investments as per the below chart. Investments aligned with other E/S characteristics (#1B) will represent the difference between the actual proportion of investments aligned with environmental or social characteristics (#1) and the actual proportion of sustainable investments (#1A).

The planned proportion of other environmental investment represents a minimum of 30% (i) and may change as the actual proportions of Taxonomy-aligned and/or Social investments increase.



**#1 Aligned with E/S characteristics** includes the investments of the financial product used to attain the environmental or social characteristics promoted by the financial product.

**#2 Other** includes the remaining investments of the financial product which are neither aligned with the environmental or social characteristics, nor are qualified as sustainable investments

The category **#1 Aligned with E/S characteristics** covers:

- The sub-category **#1A Sustainable** covers sustainable investments with environmental or social objectives.
- The sub-category **#1B Other E/S characteristics** covers investments aligned with the environmental or social characteristics that do not qualify as sustainable investments.

### ● How does the use of derivatives attain the environmental or social characteristics promoted by the financial product?

Derivatives are not used to attain the environmental and social characteristics promoted by the Sub-Fund.

### Enabling activities

directly enable other activities to make a substantial contribution to an environmental objective.

### Transitional activities

are activities for which low-carbon alternatives are not yet available and among others have greenhouse gas emission levels corresponding to the best performance.



## To what minimum extent are sustainable investments with an environmental objective aligned with the EU Taxonomy?

The sub-fund currently has no minimum commitment to sustainable investments with an environmental objective aligned with the EU Taxonomy. The Sub-Fund does not commit to make taxonomy-compliant investments in fossil gas and/or nuclear energy as illustrated below. Nevertheless, as part of the investment strategy, it may invest in companies that are also active in these industries. Such investments may or may not be taxonomy aligned.

### Does the financial product invest in fossil gas and/or nuclear energy related activities that comply with the EU Taxonomy ?

Yes :

In fossil gas

In nuclear energy

No

The two graphs below show in green the minimum percentage of investments that are aligned with the EU Taxonomy. As there is no appropriate methodology to determine the Taxonomy-alignment of sovereign bonds\*, the first graph shows the Taxonomy alignment in relation to all the investments of the financial product including sovereign bonds, while the second graph shows the Taxonomy alignment only in relation to the investments of the financial product other than sovereign bonds.

#### 1. Taxonomy-alignment of investments including sovereign bonds\*

■ Taxonomy-aligned (no fossil gas and nuclear)

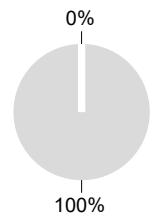
■ Non Taxonomy-aligned



#### 2. Taxonomy-alignment of investments excluding sovereign bonds\*

■ Taxonomy-aligned (no fossil gas and nuclear)

■ Non Taxonomy-aligned



This graph represents 100% of the total investments.\*\*

\* For the purpose of these graphs, 'sovereigns bonds' consist of all sovereign exposures

\*\* This percentage is purely indicative and may vary.

### What is the minimum share of investments in transitional and enabling activities?

The funds has no minimum proportion of investment in transitional or enabling activities.



are sustainable investments with an environmental objective that **do not take into account the criteria** for environmentally sustainable economic activities under the EU Taxonomy.



**What is the minimum share of sustainable investments with an environmental objective that are not aligned with the EU Taxonomy?**

The Sub-Fund will have a minimum commitment of 30% of Sustainable Investments with an environmental objective as indicated in this Annex with no commitment on their alignment with the EU Taxonomy.



**What is the minimum share of socially sustainable investments?**

The Sub-Fund has no minimum share of socially sustainable investments.



**What investments are included under “#2 Other”, what is their purpose and are there any minimum environmental or social safeguards?**

Included in "#2 Other" are cash and instruments for the purpose of liquidity and portfolio risk management. It may also include ESG unrated securities for which data needed for the measurement of attainment of environmental or social characteristics is not available.



**Reference benchmarks** are indexes to measure whether the financial products attain the environmental or social characteristics that they promote.

**Is a specific index designated as a reference benchmark to determine whether this financial product is aligned with the environmental and/or social characteristics that it promotes?**

Yes, the Index has been designated as a reference benchmark to determine whether the Sub-Fund is aligned with the environmental and/or social characteristics that it promotes.

● **How is the reference benchmark continuously aligned with each of the environmental or social characteristics promoted by the financial product?**

According to applicable regulations to index sponsors (including BMR), index sponsors should define appropriate controls/diligence when defining and/or operating index methodologies of regulated indexes.

● **How is the alignment of the investment strategy with the methodology of the index ensured on a continuous basis?**

The investment objective of the Sub-Fund is to track both the upward and downward evolution of the Index, while minimising the difference between the return of the Sub-Fund and the return of the Index.

● **How does the designated index differ from a relevant broad market index?**

The MSCI World Climate Change CTB Select Index is an equity index based on the MSCI World Index ("Parent Index"). representative of the large and mid-cap securities across 23 Developed Markets countries (as of December 2020). The Index aims to represent the performance of a strategy that reweights securities based upon the opportunities and risks associated with the climate transition to meet the EU Climate Transition Benchmark (EU CTB) label minimum requirements.

● **Where can the methodology used for the calculation of the designated index be found?**

Additional information on the Index can be found at <https://www.msci.com/index-methodology>



**Where can I find more product specific information online?**

Additional information on the Sub-Fund can be found at [www.amundiETF.com](http://www.amundiETF.com).

**Disclaimer**

15/10/2023.



**Pre-contractual disclosure for the financial products referred to in Article 8, paragraphs 1, 2 and 2a, of Regulation (EU) 2019/2088 and Article 6, first paragraph, of Regulation (EU) 2020/852**

**Sustainable investment**

means an investment in an economic activity that contributes to an environmental or social objective, provided that the investment does not significantly harm any environmental or social objective and that the investee companies follow good governance practices.

The **EU Taxonomy** is a classification system laid down in Regulation (EU) 2020/852, establishing a list of **environmentally sustainable economic activities**. That Regulation does not lay down a list of socially sustainable economic activities. Sustainable investments with an environmental objective might be aligned with the Taxonomy or not.



**Sustainability**

**indicators** measure how the environmental or social characteristics promoted by the financial product are attained.

**Product name:**  
AMUNDI MSCI UK IMI SRI PAB

**Legal entity identifier:**  
222100W4JS565M7W3C88

**Environmental and/or social characteristics**

**Does this financial product have a sustainable investment objective?**

**Yes**    **No**

- |  |   |
|--|---|
| <input type="checkbox"/> It will make a minimum of <b>sustainable investments with an environmental objective: ___%</b>  | <input checked="" type="checkbox"/> It <b>promotes Environmental/Social (E/S) characteristics</b> and while it does not have as its objective a sustainable investment, it will have a minimum proportion of 20% of sustainable investments |
| <input type="checkbox"/> in economic activities that qualify as environmentally sustainable under the EU Taxonomy        | <input type="checkbox"/> with an environmental objective in economic activities that qualify as environmentally sustainable under the EU Taxonomy   |
| <input type="checkbox"/> in economic activities that do not qualify as environmentally sustainable under the EU Taxonomy | <input checked="" type="checkbox"/> with an environmental objective in economic activities that do not qualify as environmentally sustainable under the EU Taxonomy   |
| <input type="checkbox"/> It will make a minimum of <b>sustainable investments with a social objective: ___%</b>          | <input type="checkbox"/> with a social objective  |
| <input type="checkbox"/> It promotes E/S characteristics, but <b>will not make any sustainable investments</b>           |   |

**What environmental and/or social characteristics are promoted by this financial product?**

The Sub-Fund promotes environmental and/or social characteristics through among others, replicating an Index that is meeting the minimum standards for EU Paris Aligned Benchmarks (EU PABs) under Regulation (EU) 2019/2089 amending Regulation (EU) 2016/1011. The law proposes the definitions of minimum standards for the methodology of any 'EU Paris Aligned' benchmark indices that would be aligned with the objectives of the Paris Agreement. The Index methodology align with certain criteria such as:

- A minimum reduction in Greenhouse Gas (GHG) intensity relative to Parent Index of 50%.
- A minimum self-decarbonization rate of GHG emissions intensity in accordance with the trajectory implied by Intergovernmental Panel on Climate Change's (IPCC) most ambitious 1.5°C scenario, equating to at least 7% GHG intensity reduction on average per annum

**What sustainability indicators are used to measure the attainment of each of the environmental or social characteristics promoted by this financial product?**

The weighted average greenhouse gas (GHG) intensity (the "WACI") is used to measure the attainment of each of the environmental or social characteristics promoted by this financial product.

The WACI is the weighted average of the Index components' greenhouse gas (GHG) emissions

(expressed in tCO<sub>2</sub>) divided by the enterprise value including cash.

The GHG emissions are divided into Scope 1, Scope 2, and Scope 3 emissions.

- Scope 1 emissions: those from sources owned or controlled by the company.
- Scope 2 emissions: those caused by the generation of electricity purchased by the company.
- Scope 3 emissions: include all other indirect emissions that occur in a company's value chain.

More precisely, MSCI UK IMI SRI Filtered PAB Index (the "Index") is constructed by applying a combination of values based exclusions and a best-in-class selection process to companies in the Parent Index and to meet the EU Paris-aligned benchmark (EU PAB) regulation minimum requirements:

1. First, securities of companies involved in controversial activities as per MSCI ESG Research including Nuclear, Tobacco, Alcohol, Gambling, Controversial Weapons, Conventional Weapons, Civilian Firearms, Oil and Gas, Thermal Coal, Fossil Fuels, Genetically Modified organisms (GMO) and Adult Entertainment are excluded.

2. The remaining companies are then rated based on their ability to manage their ESG risks and opportunities and are given a rating which determines their eligibility for inclusion in the Index.

- Companies that are not existing constituents of the Index must have an MSCI ESG Rating of BBB or above and the MSCI ESG Controversies score of 1 or above to be eligible.
- Constituents of the Index must have an MSCI ESG Rating of BB or above and an MSCI ESG Controversies Score of 1 or above.

3. Then a best-in-class selection process is then applied to the remaining eligible securities in the selected universe. The methodology aims to include the securities of companies with the highest ESG ratings making up 50% of the market capitalization in each Global Industry Classification Standard (GICS) sector of the Parent Index.

Securities are ranked based on the following criteria (in order):

- MSCI ESG Rating,
- ESG Trend (positive ESG trend preferred to neutral ESG Trend and neutral ESG Trend preferred to negative ESG Trend)
- current index membership (existing constituents are preferred over non-constituents),
- industry adjusted ESG scores, and
- decreasing free float-adjusted market capitalization.

4. Securities of companies having faced very severe and severe controversies pertaining to Environmental issues as per MSCI are excluded. MSCI applies on the remaining investment universe an optimization aimed at complying notably with the following constraints:

- Compliance with the EU Paris-aligned benchmark (EU PAB) regulation minimum requirements on carbon footprint reduction Carbon footprint reduction of 50% compared to the Parent Index Annual reduction of 7% of carbon footprint
- Minimum allocation to "High Climate Impact Sector" as high as in the Parent Index

● ***What are the objectives of the sustainable investments that the financial product partially intends to make and how does the sustainable investment contribute to such objectives?***

The objectives of the sustainable investments are to invest in investee companies that seek to meet two criteria:

- 1) follow best environmental and social practices; and
- 2) avoid making products or providing services that harm the environment and society.

In order for the investee company to be deemed to contribute to the above objective it must be a "best performer" within its sector of activity on at least one of its material environmental or social

factors.

The definition of "best performer" relies on Amundi's proprietary ESG methodology which aims to measure the ESG performance of an investee company. In order to be considered a "best performer", an investee company must perform with the best top three rating (A, B or C, out of a rating scale going from A to G) within its sector on at least one material environmental or social factor. Material environmental and social factors are identified at a sector level. The identification of material factors is based on Amundi ESG analysis framework which combines extra-financial data and qualitative analysis of associated sector and sustainability themes. Factors identified as material result in a contribution of more than 10% to the overall ESG score. For energy sector for example, material factors are: emissions and energy, biodiversity and pollution, health and security, local communities and human rights. For a more complete overview of sectors and factors, please refer to the Amundi ESG Regulatory Statement available at [www.amundi.lu](http://www.amundi.lu)

To contribute to the above objectives, the investee company should not have significant exposure to activities (e.g. tobacco, weapons, gambling, coal, aviation, meat production, fertilizer and pesticide manufacturing, single-use plastic production) not compatible with such criteria.

The sustainable nature of an investment is assessed at investee company level.

By applying the Amundi's above described Sustainable Investment definition to the Index constituents of this passively managed ETF Product, Amundi has determined that this Product has the minimum proportion of sustainable investments stated in page 1 above. However, please note that Amundi Sustainable Investment definition is not implemented at the Index methodology level.

**Principal adverse impacts** are the most significant negative impact of investment decisions on sustainability factors relating to environmental, social and employee matters, respect for human rights, anti-corruption and anti-bribery matters.

● ***How do the sustainable investments that the financial product partially intends to make, not cause significant harm to any environmental or social sustainable investment objective?***

To ensure sustainable investments do no significant harm ('DNSH'), Amundi utilises two filters:

The first DNSH test filter relies on monitoring the mandatory Principal Adverse Impacts indicators in Annex 1, Table 1 of the RTS where robust data is available (e.g. GHG intensity of investee companies) via a combination of indicators (e.g. carbon intensity) and specific thresholds or rules (e.g. that the investee company's carbon intensity does not belong to the last decile of the sector).

Amundi already considers specific Principle Adverse Impacts within its exclusion policy as part of Amundi's Responsible Investment Policy. These exclusions, which apply on the top of the tests detailed above, cover the following topics: exclusions on controversial weapons, Violations of UN Global Compact principles, coal and tobacco.

Beyond the specific sustainability factors covered in the first filter, Amundi has defined a second filter, which does not take the mandatory Principal Adverse Impact indicators above into account, in order to verify that the company does not badly perform from an overall environmental or social standpoint compared to other companies within its sector which corresponds to an environmental or social score superior or equal to E using Amundi's ESG rating.

***How have the indicators for adverse impacts on sustainability factors been taken into account?***

The indicators for adverse impacts have been taken into account as detailed in the first do not significant harm (DNSH) filter above:

The first DNSH filter relies on monitoring of mandatory Principal Adverse Impacts indicators in Annex 1, Table 1 of the RTS where robust data is available via the combination of following indicators and specific thresholds or rules:

- Have a CO2 intensity which does not belong to the last decile compared to other companies within

its sector (only applies to high intensity sectors), and

- Have a Board of Directors' diversity which does not belong to the last decile compared to other companies within its sector, and
- Be cleared of any controversy in relation to work conditions and human rights.
- Be cleared of any controversy in relation to biodiversity and pollution

Amundi already considers specific Principle Adverse Impacts within its exclusion policy as part of Amundi's Responsible Investment Policy. These exclusions, which apply on the top of the tests detailed above, cover the following topics: exclusions on controversial weapons, Violations of UN Global Compact principles, coal and tobacco.

*How are the sustainable investments aligned with the OECD Guidelines for Multinational Enterprises and the UN Guiding Principles on Business and Human Rights? Details:*

The OECD Guidelines for Multinational Enterprises and the UN Guiding Principles on Business and Human Rights are integrated into our ESG scoring methodology. Our proprietary ESG rating tool assesses issuers using available data from our data providers. For example the model has a dedicated criteria called "Community Involvement & Human Rights" which is applied to all sectors in addition to other human rights linked criteria including socially responsible supply chains, working conditions, and labor relations. Furthermore, we conduct controversy monitoring on a, at minimum, quarterly basis which includes companies identified for human rights violations. When controversies arise, analysts will evaluate the situation and apply a score to the controversy (using our proprietary scoring methodology) and determine the best course of action. Controversy scores are updated quarterly to track the trend and remediation efforts

*The EU Taxonomy sets out a "do not significantly harm" principle by which Taxonomy-aligned investments should not significantly harm EU Taxonomy objectives and is accompanied by specific EU criteria.*

The "do not significantly harm" principle applies only to those investments underlying the financial product that take into account the EU criteria for environmentally sustainable economic activities. The investments underlying the remaining portion of this financial product do not take into account the EU criteria for environmentally sustainable economic activities.

*Any other sustainable investments must also not significantly harm any environmental or social objectives.*



### **Does this financial product consider principal adverse impacts on sustainability factors?**

**X** Yes, The Sub-Fund considers Principal Adverse Impacts as per Annex 1, Table 1 of the RTS applying to the Sub-Fund's strategy and relies on a combination of exclusion policies (normative and sectorial), engagement and voting approaches.

- Exclusion: Amundi has defined normative, activity-based and sector-based exclusion rules covering some of the key adverse sustainability indicators listed by the Disclosure Regulation.

- Engagement: Engagement is a continuous and purpose driven process aimed at influencing the activities or behavior of investee companies. The aim of engagement activities can fall into two categories : to engage an issuer to improve the way it integrates the environmental and social dimension, to engage an issuer to improve its impact on environmental, social, and human rights-related or other sustainability matters that are material to society and the global economy.

- Vote: Amundi's voting policy responds to an holistic analysis of all the long-term issues that may influence value creation, including material ESG issues. For more information please refer to Amundi's Voting Policy .

- Controversies monitoring: Amundi has developed a controversy tracking system that relies on three external data providers to systematically track controversies and their level of severity. This quantitative approach is then enriched with an in-depth assessment of each severe controversy, led by ESG analysts and the periodic review of its evolution. This approach applies to all of Amundi's funds.

For any indication on how mandatory Principal Adverse Impact indicators are used, please refer to the Amundi ESG Regulatory Statement available at [www.amundi.lu](http://www.amundi.lu)

No



#### The Investment strategy guides

investment decisions based on factors such as investment objectives and risk tolerance.

#### Good governance practices

include sound management structures, employee relations, remuneration of staff and tax compliance.

### What investment strategy does this financial product follow?

The Sub-Fund tracks the performance of MSCI UK IMI SRI Filtered PAB Index (the "Index"), and to minimize the tracking error between the net asset value of the sub-fund and the performance of the Index.

MSCI UK IMI SRI Filtered PAB Index is an equity index based on the MSCI United Kingdom IMI Index representative of the large, mid and small-cap securities of the UK market ("Parent Index"). The Index provides exposure to companies that have the highest Environmental, Social and Governance (ESG) rating in each sector of the Parent Index and excludes companies whose products have negative social or environmental impacts. Additionally, the Index aims to represent the performance of a strategy that reweights securities based upon the opportunities and risks associated with the climate transition to meet the EU Paris-aligned benchmark (EU PAB) regulation minimum requirements.

### What are the binding elements of the investment strategy used to select the investments to attain each of the environmental or social characteristics promoted by this financial product?

This is a passively managed ETF. Its investment strategy is to replicate the Index while minimizing the related tracking error.

MSCI UK IMI SRI Filtered PAB Index (the "Index") is constructed by applying a combination of values based exclusions and a best-in-class selection process to companies in the Parent Index and to meet the EU Paris-aligned benchmark (EU PAB) regulation minimum requirements:

1. First, securities of companies involved in controversial activities as per MSCI ESG Research including Nuclear, Tobacco, Alcohol, Gambling, Controversial Weapons, Conventional Weapons, Civilian Firearms, Oil and Gas, Thermal Coal, Fossil Fuels, Genetically Modified organisms (GMO) and Adult Entertainment are excluded.

2. The remaining companies are then rated based on their ability to manage their ESG risks and opportunities and are given a rating which determines their eligibility for inclusion in the Index.

- Companies that are not existing constituents of the Index must have an MSCI ESG Rating of BBB or above and the MSCI ESG Controversies score of 1 or above to be eligible.

- Constituents of the Index must have an MSCI ESG Rating of BB or above and an MSCI ESG Controversies Score of 1 or above.

3. Then a best-in-class selection process is then applied to the remaining eligible securities in the selected universe. The methodology aims to include the securities of companies with the highest ESG

ratings making up 50% of the market capitalization in each Global Industry Classification Standard (GICS) sector of the Parent Index.

Securities are ranked based on the following criteria (in order):

- MSCI ESG Rating,
- ESG Trend (positive ESG trend preferred to neutral ESG Trend and neutral ESG Trend preferred to negative ESG Trend)
- current index membership (existing constituents are preferred over non-constituents),
- industry adjusted ESG scores, and
- decreasing free float-adjusted market capitalization.

4. Securities of companies having faced very severe and severe controversies pertaining to Environmental issues as per MSCI are excluded. MSCI applies on the remaining investment universe an optimization aimed at complying notably with the following constraints:

- Compliance with the EU Paris-aligned benchmark (EU PAB) regulation minimum requirements on carbon footprint reduction Carbon footprint reduction of 50% compared to the Parent Index Annual reduction of 7% of carbon footprint
- Minimum allocation to "High Climate Impact Sector" as high as in the Parent Index

The Product strategy is also relying on systematic exclusions policies (normative and sectorials) as further described in Amundi Responsible Investment policy.

● ***What is the committed minimum rate to reduce the scope of the investments considered prior to the application of that investment strategy?***

There is no committed minimum rate to reduce the scope of the investments considered prior to the application of that investment strategy.

● ***What is the policy to assess good governance practices of the investee companies?***

We rely on Amundi ESG scoring methodology. Amundi's ESG scoring is based on a proprietary ESG analysis framework, which accounts for 38 general and sector-specific criteria, including governance criteria. In the Governance dimension, we assess an issuer's ability to ensure an effective corporate governance framework that guarantees it will meet its long-term objectives (e.g. guaranteeing the issuer's value over the long term) The governance sub-criteria considered are: board structure, audit and control, remuneration, shareholders' rights, ethics, tax practices and ESG strategy

Amundi ESG Rating scale contains seven grades, ranging from A to G, where A is the best and G the worst rating. G-rated companies are excluded from our investment universe.



**Asset allocation** describes the share of investments in specific assets.

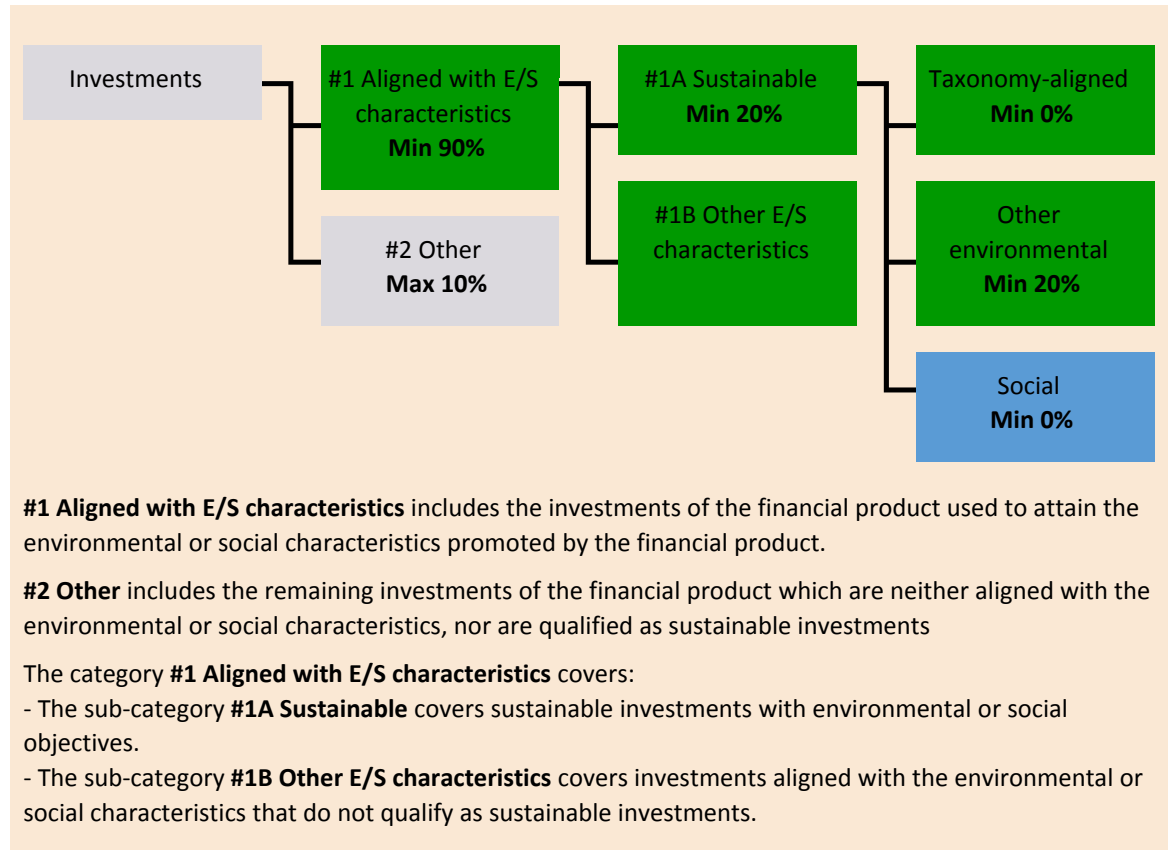
Taxonomy-aligned activities are expressed as a share of:

- **turnover** reflecting the share of revenue from green activities of investee companies
- **capital expenditure (CapEx)** showing the green investments made by investee companies, e.g. for a transition to a green economy.
- **operational expenditure (OpEx)** reflecting green operational activities of investee companies.

### What is the asset allocation planned for this financial product?

At least 90% of the Sub-Fund's securities and instruments will meet the promoted environmental or social characteristics in accordance with the binding elements of the Index methodology. Furthermore, the Sub-Fund commits to have a minimum of 20% of sustainable investments as per the below chart. Investments aligned with other E/S characteristics (#1B) will represent the difference between the actual proportion of investments aligned with environmental or social characteristics (#1) and the actual proportion of sustainable investments (#1A).

The planned proportion of other environmental investment represents a minimum of 20% (i) and may change as the actual proportions of Taxonomy-aligned and/or Social investments increase.



● **How does the use of derivatives attain the environmental or social characteristics promoted by the financial product?**

Derivatives are not used to attain the environmental and social characteristics promoted by the Sub-Fund.

### Enabling activities

directly enable other activities to make a substantial contribution to an environmental objective.

### Transitional activities

are activities for which low-carbon alternatives are not yet available and among others have greenhouse gas emission levels corresponding to the best performance.



## To what minimum extent are sustainable investments with an environmental objective aligned with the EU Taxonomy?

The sub-fund currently has no minimum commitment to sustainable investments with an environmental objective aligned with the EU Taxonomy. The Sub-Fund does not commit to make taxonomy-compliant investments in fossil gas and/or nuclear energy as illustrated below. Nevertheless, as part of the investment strategy, it may invest in companies that are also active in these industries. Such investments may or may not be taxonomy aligned.

### Does the financial product invest in fossil gas and/or nuclear energy related activities that comply with the EU Taxonomy ?

- Yes :
- In fossil gas
  - In nuclear energy
- No

The two graphs below show in green the minimum percentage of investments that are aligned with the EU Taxonomy. As there is no appropriate methodology to determine the Taxonomy-alignment of sovereign bonds\*, the first graph shows the Taxonomy alignment in relation to all the investments of the financial product including sovereign bonds, while the second graph shows the Taxonomy alignment only in relation to the investments of the financial product other than sovereign bonds.

#### 1. Taxonomy-alignment of investments including sovereign bonds\*

- Taxonomy-aligned (no fossil gas and nuclear)
- Non Taxonomy-aligned



#### 2. Taxonomy-alignment of investments excluding sovereign bonds\*

- Taxonomy-aligned (no fossil gas and nuclear)
- Non Taxonomy-aligned



This graph represents 100% of the total investments.\*\*

\* For the purpose of these graphs, 'sovereigns bonds' consist of all sovereign exposures

\*\* This percentage is purely indicative and may vary.

### What is the minimum share of investments in transitional and enabling activities?

The funds has no minimum proportion of investment in transitional or enabling activities.





are sustainable investments with an environmental objective that **do not take into account the criteria** for environmentally sustainable economic activities under the EU Taxonomy.



**What is the minimum share of sustainable investments with an environmental objective that are not aligned with the EU Taxonomy?**

The Sub-Fund will have a minimum commitment of 20% of Sustainable Investments with an environmental objective as indicated in this Annex with no commitment on their alignment with the EU Taxonomy.



**What is the minimum share of socially sustainable investments?**

The Sub-Fund has no minimum share of socially sustainable investments.



**What investments are included under “#2 Other”, what is their purpose and are there any minimum environmental or social safeguards?**

Included in "#2 Other" are cash and instruments for the purpose of liquidity and portfolio risk management. It may also include ESG unrated securities for which data needed for the measurement of attainment of environmental or social characteristics is not available.



**Reference benchmarks** are indexes to measure whether the financial products attain the environmental or social characteristics that they promote.

**Is a specific index designated as a reference benchmark to determine whether this financial product is aligned with the environmental and/or social characteristics that it promotes?**

Yes, the Index has been designated as a reference benchmark to determine whether the Sub-Fund is aligned with the environmental and/or social characteristics that it promotes.

● **How is the reference benchmark continuously aligned with each of the environmental or social characteristics promoted by the financial product?**

According to applicable regulations to index sponsors (including BMR), index sponsors should define appropriate controls/diligence when defining and/or operating index methodologies of regulated indexes.

● **How is the alignment of the investment strategy with the methodology of the index ensured on a continuous basis?**

The investment objective of the Sub-Fund is to track both the upward and downward evolution of the Index, while minimising the difference between the return of the Sub-Fund and the return of the Index.

● **How does the designated index differ from a relevant broad market index?**

MSCI UK IMI SRI Filtered PAB Index is an equity index based on the MSCI United Kingdom IMI Index representative of the large, mid and small-cap securities of the UK market ("Parent Index"). The Index provides exposure to companies that have the highest Environmental, Social and Governance (ESG) rating in each sector of the Parent Index and excludes companies whose products have negative social or environmental impacts. Additionally, the Index aims to represent the performance of a strategy that reweights securities based upon the opportunities and risks associated with the climate transition to meet the EU Paris-aligned benchmark (EU PAB) regulation minimum requirements.

● **Where can the methodology used for the calculation of the designated index be found?**

Additional information on the Index can be found at <https://www.msci.com/index-methodology>



**Where can I find more product specific information online?**

Additional information on the Sub-Fund can be found at [www.amundi.tf.com](http://www.amundi.tf.com).

**Disclaimer**

15/10/2023.

**Pre-contractual disclosure for the financial products referred to in Article 8, paragraphs 1, 2 and 2a, of Regulation (EU) 2019/2088 and Article 6, first paragraph, of Regulation (EU) 2020/852**

**Sustainable investment**

means an investment in an economic activity that contributes to an environmental or social objective, provided that the investment does not significantly harm any environmental or social objective and that the investee companies follow good governance practices.

The **EU Taxonomy** is a classification system laid down in Regulation (EU) 2020/852, establishing a list of **environmentally sustainable economic activities**. That Regulation does not lay down a list of socially sustainable economic activities. Sustainable investments with an environmental objective might be aligned with the Taxonomy or not.



**Sustainability**

**indicators** measure how the environmental or social characteristics promoted by the financial product are attained.

**Product name:**  
AMUNDI ITALY MIB ESG

**Legal entity identifier:**  
549300RPOWOZJH77LP16

**Environmental and/or social characteristics**

**Does this financial product have a sustainable investment objective?**

**Yes**    **No**

- It will make a minimum of **sustainable investments with an environmental objective: \_\_\_%**
  - in economic activities that qualify as environmentally sustainable under the EU Taxonomy
  - in economic activities that do not qualify as environmentally sustainable under the EU Taxonomy
- It **promotes Environmental/Social (E/S) characteristics** and while it does not have as its objective a sustainable investment, it will have a minimum proportion of 20% of sustainable investments
  - with an environmental objective in economic activities that qualify as environmentally sustainable under the EU Taxonomy
  - with an environmental objective in economic activities that do not qualify as environmentally sustainable under the EU Taxonomy
  - with a social objective
- It will make a minimum of **sustainable investments with a social objective: \_\_\_%**
- It promotes E/S characteristics, but **will not make any sustainable investments**

**What environmental and/or social characteristics are promoted by this financial product?**

The Sub-Fund promotes environmental and/or social characteristics through among others, replicating an Index integrating an environmental, social and governance ("ESG") rating.

The Index methodology is constructed using a "Best-in-class approach": best ranked companies are selected to construct the Index.

"Best-in-class" is an approach where leading or best-performing investments are selected within a universe, industry sector or class. Using such Best-in-class approach, the Index follows an extra-financial approach significantly engaging that permits the reduction by at least 20% of the initial investment universe (expressed in number of issuers).

**What sustainability indicators are used to measure the attainment of each of the environmental or social characteristics promoted by this financial product?**

The Moody's ESG Rating is used to measure the attainment of each of the environmental and or social characteristic promoted by this financial product.

Moody's ESG Solutions assesses and rates the performances of companies according the Equitics® methodology based on 38 criteria, divided in to six key areas of corporate environmental, social and

governance responsibility. Each issuer is assigned an overall score out of 100 (the higher the better) which is a weighted and consolidated score of all sustainability factors in a given sector.

More precisely, MIB ESG Index (the "Index") is constructed from all the companies listed on Euronext Milan MTA and MIV markets and applies the following filters:

The top 60 companies in term of 6 months MDTV (Median Daily Traded Value) are eligible.

- Companies with an active critical controversies related to UNGC as determined by Moody's are not eligible for the Index.

- Companies as per Moody's. data involved in controversial weapons, civilian firearms, thermal coal mining, coal fuelled power generation, Tar sand and oil and tobacco are not eligible for inclusion into the Index.

- The eligible companies are ranked by decreasing order on the ESG score as assigned by Moody's. In case of an equal score the company with the highest free float market capitalization will rank higher.

Each Index component is then weighted by free float market capitalization with a 10% cap and such that the index Weighted Average Carbon intensity (WACI) is improved compared to the Index applicable universe. Should the WACI be left unimproved compared to the Index Universe, the weight of the Company with the worst Weighted Carbon Intensity (WCI) will be decreased (up to 30%) until the Index WACI is below the Index applicable universe WACI.

● ***What are the objectives of the sustainable investments that the financial product partially intends to make and how does the sustainable investment contribute to such objectives?***

The objectives of the sustainable investments are to invest in investee companies that seek to meet two criteria:

- 1) follow best environmental and social practices; and
- 2) avoid making products or providing services that harm the environment and society.

In order for the investee company to be deemed to contribute to the above objective it must be a "best performer" within its sector of activity on at least one of its material environmental or social factors.

The definition of "best performer" relies on Amundi's proprietary ESG methodology which aims to measure the ESG performance of an investee company. In order to be considered a "best performer", an investee company must perform with the best top three rating (A, B or C, out of a rating scale going from A to G) within its sector on at least one material environmental or social factor. Material environmental and social factors are identified at a sector level. The identification of material factors is based on Amundi ESG analysis framework which combines extra-financial data and qualitative analysis of associated sector and sustainability themes. Factors identified as material result in a contribution of more than 10% to the overall ESG score. For energy sector for example, material factors are: emissions and energy, biodiversity and pollution, health and security, local communities and human rights. For a more complete overview of sectors and factors, please refer to the Amundi ESG Regulatory Statement available at [www.amundi.lu](http://www.amundi.lu)

To contribute to the above objectives, the investee company should not have significant exposure to activities (e.g. tobacco, weapons, gambling, coal, aviation, meat production, fertilizer and pesticide manufacturing, single-use plastic production) not compatible with such criteria.

The sustainable nature of an investment is assessed at investee company level.

By applying the Amundi's above described Sustainable Investment definition to the Index

constituents of this passively managed ETF Product, Amundi has determined that this Product has the minimum proportion of sustainable investments stated in page 1 above. However, please note that Amundi Sustainable Investment definition is not implemented at the Index methodology level.

#### Principal adverse

**impacts** are the most significant negative impact of investment decisions on sustainability factors relating to environmental, social and employee matters, respect for human rights, anti-corruption and anti-bribery matters.

#### ● ***How do the sustainable investments that the financial product partially intends to make, not cause significant harm to any environmental or social sustainable investment objective?***

To ensure sustainable investments do no significant harm ('DNSH'), Amundi utilises two filters:

The first DNSH test filter relies on monitoring the mandatory Principal Adverse Impacts indicators in Annex 1, Table 1 of the RTS where robust data is available (e.g. GHG intensity of investee companies) via a combination of indicators (e.g. carbon intensity) and specific thresholds or rules (e.g. that the investee company's carbon intensity does not belong to the last decile of the sector).

Amundi already considers specific Principle Adverse Impacts within its exclusion policy as part of Amundi's Responsible Investment Policy. These exclusions, which apply on the top of the tests detailed above, cover the following topics: exclusions on controversial weapons, Violations of UN Global Compact principles, coal and tobacco.

Beyond the specific sustainability factors covered in the first filter, Amundi has defined a second filter, which does not take the mandatory Principal Adverse Impact indicators above into account, in order to verify that the company does not badly perform from an overall environmental or social standpoint compared to other companies within its sector which corresponds to an environmental or social score superior or equal to E using Amundi's ESG rating.

#### *How have the indicators for adverse impacts on sustainability factors been taken into account?*

The indicators for adverse impacts have been taken into account as detailed in the first do not significant harm (DNSH) filter above:

The first DNSH filter relies on monitoring of mandatory Principal Adverse Impacts indicators in Annex 1, Table 1 of the RTS where robust data is available via the combination of following indicators and specific thresholds or rules:

- Have a CO2 intensity which does not belong to the last decile compared to other companies within its sector (only applies to high intensity sectors), and
- Have a Board of Directors' diversity which does not belong to the last decile compared to other companies within its sector, and
- Be cleared of any controversy in relation to work conditions and human rights.
- Be cleared of any controversy in relation to biodiversity and pollution

Amundi already considers specific Principle Adverse Impacts within its exclusion policy as part of Amundi's Responsible Investment Policy. These exclusions, which apply on the top of the tests detailed above, cover the following topics: exclusions on controversial weapons, Violations of UN Global Compact principles, coal and tobacco.

#### *How are the sustainable investments aligned with the OECD Guidelines for Multinational Enterprises and the UN Guiding Principles on Business and Human Rights? Details:*

The OECD Guidelines for Multinational Enterprises and the UN Guiding Principles on Business and Human Rights are integrated into our ESG scoring methodology. Our proprietary ESG rating tool assesses issuers using available data from our data providers. For example the model has a dedicated criteria called "Community Involvement & Human Rights" which is applied to all sectors in addition to

other human rights linked criteria including socially responsible supply chains, working conditions, and labor relations. Furthermore, we conduct controversy monitoring on a, at minimum, quarterly basis which includes companies identified for human rights violations. When controversies arise, analysts will evaluate the situation and apply a score to the controversy (using our proprietary scoring methodology) and determine the best course of action. Controversy scores are updated quarterly to track the trend and remediation efforts

*The EU Taxonomy sets out a "do not significantly harm" principle by which Taxonomy-aligned investments should not significantly harm EU Taxonomy objectives and is accompanied by specific EU criteria.*

The "do not significantly harm" principle applies only to those investments underlying the financial product that take into account the EU criteria for environmentally sustainable economic activities. The investments underlying the remaining portion of this financial product do not take into account the EU criteria for environmentally sustainable economic activities.

*Any other sustainable investments must also not significantly harm any environmental or social objectives.*



#### **Does this financial product consider principal adverse impacts on sustainability factors?**

Yes, The Sub-Fund considers Principal Adverse Impacts as per Annex 1, Table 1 of the RTS applying to the Sub-Fund's strategy and relies on a combination of exclusion policies (normative and sectorial), engagement and voting approaches.

- Exclusion: Amundi has defined normative, activity-based and sector-based exclusion rules covering some of the key adverse sustainability indicators listed by the Disclosure Regulation.

- Engagement: Engagement is a continuous and purpose driven process aimed at influencing the activities or behavior of investee companies. The aim of engagement activities can fall into two categories : to engage an issuer to improve the way it integrates the environmental and social dimension, to engage an issuer to improve its impact on environmental, social, and human rights-related or other sustainability matters that are material to society and the global economy.

- Vote: Amundi's voting policy responds to an holistic analysis of all the long-term issues that may influence value creation, including material ESG issues. For more information please refer to Amundi's Voting Policy .

- Controversies monitoring: Amundi has developed a controversy tracking system that relies on three external data providers to systematically track controversies and their level of severity. This quantitative approach is then enriched with an in-depth assessment of each severe controversy, led by ESG analysts and the periodic review of its evolution. This approach applies to all of Amundi's funds.

For any indication on how mandatory Principal Adverse Impact indicators are used, please refer to the Amundi ESG Regulatory Statement available at [www.amundi.lu](http://www.amundi.lu)

No



#### **What investment strategy does this financial product follow?**

To track the performance of MIB ESG Index (the "Index"), and to minimize the tracking error between the net asset value of the sub-fund and the performance of the Index.

**The Investment strategy** guides investment decisions based on factors such as investment objectives and risk tolerance.

**Good governance** practices include sound management structures, employee relations, remuneration of staff and tax compliance.

The MIB ESG Index is an equity index representing the top 40 companies demonstrating strong Environmental, Social and Governance practices amongst the 60 most liquid Italian companies listed on Euronext Milan MTA and MIV markets.

● ***What are the binding elements of the investment strategy used to select the investments to attain each of the environmental or social characteristics promoted by this financial product?***

This is a passively managed ETF. Its investment strategy is to replicate the Index while minimizing the related tracking error.

MIB ESG Index (the "Index") is constructed from all the companies listed on Euronext Milan MTA and MIV markets and applies the following filters:

The top 60 companies in term of 6 months MDTV (Median Daily Traded Value) are eligible.

- Companies with an active critical controversies related to UNGC as determined by Moody's are not eligible for the Index.

- Companies as per Moody's. data involved in controversial weapons, civilian firearms, thermal coal mining, coal fuelled power generation, Tar sand and oil and tobacco are not eligible for inclusion into the Index.

- The eligible companies are ranked by decreasing order on the ESG score as assigned by Moody's In case of an equal score the company with the highest free float market capitalization will rank higher.

Each Index component is then weighted by free float market capitalization with a 10% cap and such that the index Weighted Average Carbon intensity (WACI) is improved compared to the Index applicable universe. Should the WACI be left unimproved compared to the Index Universe, the weight of the Company with the worst Weighted Carbon Intensity (WCI) will be decreased (up to 30%) until the Index WACI is below the Index applicable universe WACI.

The Product strategy is also relying on systematic exclusions policies (normative and sectorials) as further described in Amundi Responsible Investment policy.

● ***What is the committed minimum rate to reduce the scope of the investments considered prior to the application of that investment strategy?***

There is no committed minimum rate to reduce the scope of the investments considered prior to the application of that investment strategy.

● ***What is the policy to assess good governance practices of the investee companies?***

We rely on Amundi ESG scoring methodology. Amundi's ESG scoring is based on a proprietary ESG analysis framework, which accounts for 38 general and sector-specific criteria, including governance criteria. In the Governance dimension, we assess an issuer's ability to ensure an effective corporate governance framework that guarantees it will meet its long-term objectives (e.g. guaranteeing the issuer's value over the long term) The governance sub-criteria considered are: board structure, audit and control, remuneration, shareholders' rights, ethics, tax practices and ESG strategy

Amundi ESG Rating scale contains seven grades, ranging from A to G, where A is the best and G the worst rating. G-rated companies are excluded from our investment universe.



**Asset allocation** describes the share of investments in specific assets.

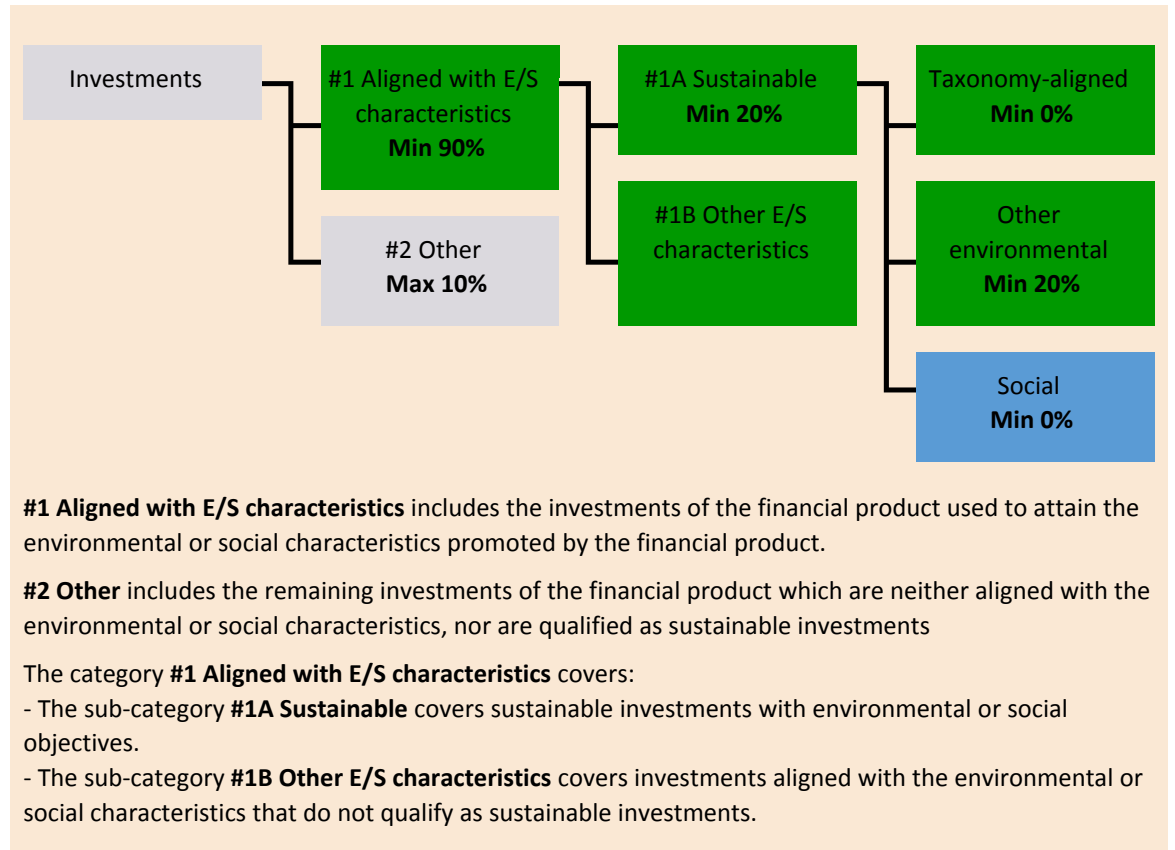
Taxonomy-aligned activities are expressed as a share of:

- **turnover** reflecting the share of revenue from green activities of investee companies
- **capital expenditure (CapEx)** showing the green investments made by investee companies, e.g. for a transition to a green economy.
- **operational expenditure (OpEx)** reflecting green operational activities of investee companies.

### What is the asset allocation planned for this financial product?

At least 90% of the Sub-Fund's securities and instruments will meet the promoted environmental or social characteristics in accordance with the binding elements of the Index methodology. Furthermore, the Sub-Fund commits to have a minimum of 20% of sustainable investments as per the below chart. Investments aligned with other E/S characteristics (#1B) will represent the difference between the actual proportion of investments aligned with environmental or social characteristics (#1) and the actual proportion of sustainable investments (#1A).

The planned proportion of other environmental investment represents a minimum of 20% (i) and may change as the actual proportions of Taxonomy-aligned and/or Social investments increase.



● **How does the use of derivatives attain the environmental or social characteristics promoted by the financial product?**

Derivatives are not used to attain the environmental and social characteristics promoted by the Sub-Fund.



### Enabling activities

directly enable other activities to make a substantial contribution to an environmental objective.

### Transitional activities

are activities for which low-carbon alternatives are not yet available and among others have greenhouse gas emission levels corresponding to the best performance.



## To what minimum extent are sustainable investments with an environmental objective aligned with the EU Taxonomy?

The sub-fund currently has no minimum commitment to sustainable investments with an environmental objective aligned with the EU Taxonomy. The Sub-Fund does not commit to make taxonomy-compliant investments in fossil gas and/or nuclear energy as illustrated below. Nevertheless, as part of the investment strategy, it may invest in companies that are also active in these industries. Such investments may or may not be taxonomy aligned.

### Does the financial product invest in fossil gas and/or nuclear energy related activities that comply with the EU Taxonomy ?

- Yes :
- In fossil gas
  - In nuclear energy
- No

The two graphs below show in green the minimum percentage of investments that are aligned with the EU Taxonomy. As there is no appropriate methodology to determine the Taxonomy-alignment of sovereign bonds\*, the first graph shows the Taxonomy alignment in relation to all the investments of the financial product including sovereign bonds, while the second graph shows the Taxonomy alignment only in relation to the investments of the financial product other than sovereign bonds.

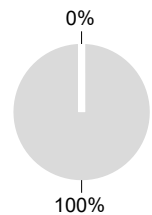
#### 1. Taxonomy-alignment of investments including sovereign bonds\*

- Taxonomy-aligned (no fossil gas and nuclear)
- Non Taxonomy-aligned



#### 2. Taxonomy-alignment of investments excluding sovereign bonds\*

- Taxonomy-aligned (no fossil gas and nuclear)
- Non Taxonomy-aligned



This graph represents 100% of the total investments.\*\*

\* For the purpose of these graphs, 'sovereigns bonds' consist of all sovereign exposures

\*\* This percentage is purely indicative and may vary.

### What is the minimum share of investments in transitional and enabling activities?

The funds has no minimum proportion of investment in transitional or enabling activities.



are sustainable investments with an environmental objective that **do not take into account the criteria** for environmentally sustainable economic activities under the EU Taxonomy.



**What is the minimum share of sustainable investments with an environmental objective that are not aligned with the EU Taxonomy?**

The Sub-Fund will have a minimum commitment of 20% of Sustainable Investments with an environmental objective as indicated in this Annex with no commitment on their alignment with the EU Taxonomy.



**What is the minimum share of socially sustainable investments?**

The Sub-Fund has no minimum share of socially sustainable investments.



**What investments are included under “#2 Other”, what is their purpose and are there any minimum environmental or social safeguards?**

Included in "#2 Other" are cash and instruments for the purpose of liquidity and portfolio risk management. It may also include ESG unrated securities for which data needed for the measurement of attainment of environmental or social characteristics is not available.



**Reference benchmarks** are indexes to measure whether the financial products attain the environmental or social characteristics that they promote.

**Is a specific index designated as a reference benchmark to determine whether this financial product is aligned with the environmental and/or social characteristics that it promotes?**

Yes, the Index has been designated as a reference benchmark to determine whether the Sub-Fund is aligned with the environmental and/or social characteristics that it promotes.

● **How is the reference benchmark continuously aligned with each of the environmental or social characteristics promoted by the financial product?**

According to applicable regulations to index sponsors (including BMR), index sponsors should define appropriate controls/diligence when defining and/or operating index methodologies of regulated indexes.

● **How is the alignment of the investment strategy with the methodology of the index ensured on a continuous basis?**

The investment objective of the Sub-Fund is to track both the upward and downward evolution of the Index, while minimising the difference between the return of the Sub-Fund and the return of the Index.

● **How does the designated index differ from a relevant broad market index?**

The MIB ESG Index is an equity index representing the top 40 companies demonstrating strong Environmental, Social and Governance practices amongst the 60 most liquid Italian companies listed on Euronext Milan MTA and MIV markets.

● **Where can the methodology used for the calculation of the designated index be found?**

Additional information on the Index can be found at <https://live.euronext.com/en/products/indices>



**Where can I find more product specific information online?**

Additional information on the Sub-Fund can be found at [www.amundiETF.com](http://www.amundiETF.com).

15/10/2023.

**Pre-contractual disclosure for the financial products referred to in Article 8, paragraphs 1, 2 and 2a, of Regulation (EU) 2019/2088 and Article 6, first paragraph, of Regulation (EU) 2020/852**

**Sustainable investment**

means an investment in an economic activity that contributes to an environmental or social objective, provided that the investment does not significantly harm any environmental or social objective and that the investee companies follow good governance practices.

The **EU Taxonomy** is a classification system laid down in Regulation (EU) 2020/852, establishing a list of **environmentally sustainable economic activities**. That Regulation does not lay down a list of socially sustainable economic activities. Sustainable investments with an environmental objective might be aligned with the Taxonomy or not.



**Sustainability**

**indicators** measure how the environmental or social characteristics promoted by the financial product are attained.

**Product name:**

AMUNDI USD FLOATING RATE CORPORATE BOND ESG

**Legal entity identifier:**

549300W6M26WPJCWRV83

**Environmental and/or social characteristics**

**Does this financial product have a sustainable investment objective?**

**Yes**    **X No**

<input type="checkbox"/> It will make a minimum of <b>sustainable investments with an environmental objective: ___%</b>	<input checked="" type="checkbox"/> It <b>promotes Environmental/Social (E/S) characteristics</b> and while it does not have as its objective a sustainable investment, it will have a minimum proportion of 5% of sustainable investments
<input type="checkbox"/> in economic activities that qualify as environmentally sustainable under the EU Taxonomy	<input type="checkbox"/> with an environmental objective in economic activities that qualify as environmentally sustainable under the EU Taxonomy
<input type="checkbox"/> in economic activities that do not qualify as environmentally sustainable under the EU Taxonomy	<input checked="" type="checkbox"/> with an environmental objective in economic activities that do not qualify as environmentally sustainable under the EU Taxonomy
<input type="checkbox"/> It will make a minimum of <b>sustainable investments with a social objective: ___%</b>	<input type="checkbox"/> with a social objective
<input type="checkbox"/> It promotes E/S characteristics, but <b>will not make any sustainable investments</b>	

**What environmental and/or social characteristics are promoted by this financial product?**

The Sub-Fund promotes environmental and/or social characteristics through among others, replicating an Index integrating an environmental, social and governance ("ESG") rating.

The Index methodology is constructed using a "Best-in-class approach": best ranked companies are selected to construct the Index.

"Best-in-class" is an approach where leading or best-performing investments are selected within a universe, industry sector or class. Using such Best-in-class approach, the Index follows an extra-financial approach significantly engaging that permits the reduction by at least 20% of the initial investment universe (expressed in number of issuers).

**What sustainability indicators are used to measure the attainment of each of the environmental or social characteristics promoted by this financial product?**

The MSCI ESG Rating is used to measure the attainment of each of the environmental and or social characteristic promoted by this financial product.

MSCI ESG Rating methodology uses a rules-based methodology designed to measure a company's resilience to long-term, industry material ESG risks. It is based on extra-financial ESG key issues that

focus on the intersection between a company's core business and the industry-specific issues that may create significant risks and opportunities for the company. The ESG key issues are weighted according to impact and time horizon of the risk or opportunity. The ESG key issues include for instance, but are not limited to, water stress, carbon emissions, labor management or business ethics.

More detailed on MSCI ESG Rating can be found on the following link:

<https://www.msci.com/documents/1296102/21901542/ESG-Ratings-Methodology-Exec-Summary.pdf>

More details on MSCI ESG Controversy score can be found on the following link:

<https://www.msci.com/documents/1296102/14524248/MSCI+ESG+Research+Controversies+Executive+Summary+Methodology+-+July+2020.pdf/b0a2bb88-2360-1728-b70e-2f0a889b6bd4>

More precisely, iBoxx MSCI ESG USD FRN Investment Grade Corporates TCA Index ("the Index") screens out the constituents of the Parent Index based on the following criteria:

1. First, securities of companies involved in business lines/activities\*: such as Alcohol, Tobacco, Gambling, Adult Entertainment, Genetically Modified organisms (GMO), Nuclear Power, Conventional and Controversial Weapons, Civilian Firearms, Thermal Coal or Fossil Fuels are excluded.
2. Securities of companies with an MSCI ESG rating of BB and below are excluded.
3. Companies with an MSCI ESG Controversies Score of less than 1 are excluded.

In the event that the above MSCI ESG screenings result in less than 20% of issuers being excluded from the Parent Index at every rebalance date, additional ranking rules are applied to the issuers in the ESG-screened universe, as follows:

1. MSCI ESG rating score (descending)
2. MSCI ESG Controversies score (descending)
3. Issuer market value in the ESG - screened universe (descending)

Based on the above ranking issuers will be excluded one by one (starting with the lowest ranked issuer) until the 20% minimum exclusion rule is satisfied.

The remaining securities are weighted according to their total market capitalization with a soft issuer cap of 3%. In the event that there are not enough distinct issuers to satisfy the soft cap, a hard cap of 5% will be used.

\* For more information on the business lines/activities and the screen, please refer to the Index methodology available on [bloombergindices.com](http://bloombergindices.com)

● ***What are the objectives of the sustainable investments that the financial product partially intends to make and how does the sustainable investment contribute to such objectives?***

The objectives of the sustainable investments are to invest in investee companies that seek to meet two criteria:

- 1) follow best environmental and social practices; and
- 2) avoid making products or providing services that harm the environment and society.

In order for the investee company to be deemed to contribute to the above objective it must be a "best performer" within its sector of activity on at least one of its material environmental or social

factors.

The definition of "best performer" relies on Amundi's proprietary ESG methodology which aims to measure the ESG performance of an investee company. In order to be considered a "best performer", an investee company must perform with the best top three rating (A, B or C, out of a rating scale going from A to G) within its sector on at least one material environmental or social factor. Material environmental and social factors are identified at a sector level. The identification of material factors is based on Amundi ESG analysis framework which combines extra-financial data and qualitative analysis of associated sector and sustainability themes. Factors identified as material result in a contribution of more than 10% to the overall ESG score. For energy sector for example, material factors are: emissions and energy, biodiversity and pollution, health and security, local communities and human rights. For a more complete overview of sectors and factors, please refer to the Amundi ESG Regulatory Statement available at [www.amundi.lu](http://www.amundi.lu)

To contribute to the above objectives, the investee company should not have significant exposure to activities (e.g. tobacco, weapons, gambling, coal, aviation, meat production, fertilizer and pesticide manufacturing, single-use plastic production) not compatible with such criteria.

The sustainable nature of an investment is assessed at investee company level.

By applying the Amundi's above described Sustainable Investment definition to the Index constituents of this passively managed ETF Product, Amundi has determined that this Product has the minimum proportion of sustainable investments stated in page 1 above. However, please note that Amundi Sustainable Investment definition is not implemented at the Index methodology level.

**Principal adverse impacts** are the most significant negative impact of investment decisions on sustainability factors relating to environmental, social and employee matters, respect for human rights, anti-corruption and anti-bribery matters.

● ***How do the sustainable investments that the financial product partially intends to make, not cause significant harm to any environmental or social sustainable investment objective?***

To ensure sustainable investments do no significant harm ('DNSH'), Amundi utilises two filters:

The first DNSH test filter relies on monitoring the mandatory Principal Adverse Impacts indicators in Annex 1, Table 1 of the RTS where robust data is available (e.g. GHG intensity of investee companies) via a combination of indicators (e.g. carbon intensity) and specific thresholds or rules (e.g. that the investee company's carbon intensity does not belong to the last decile of the sector).

Amundi already considers specific Principle Adverse Impacts within its exclusion policy as part of Amundi's Responsible Investment Policy. These exclusions, which apply on the top of the tests detailed above, cover the following topics: exclusions on controversial weapons, Violations of UN Global Compact principles, coal and tobacco.

Beyond the specific sustainability factors covered in the first filter, Amundi has defined a second filter, which does not take the mandatory Principal Adverse Impact indicators above into account, in order to verify that the company does not badly perform from an overall environmental or social standpoint compared to other companies within its sector which corresponds to an environmental or social score superior or equal to E using Amundi's ESG rating.

***How have the indicators for adverse impacts on sustainability factors been taken into account?***

The indicators for adverse impacts have been taken into account as detailed in the first do not significant harm (DNSH) filter above:

The first DNSH filter relies on monitoring of mandatory Principal Adverse Impacts indicators in Annex 1, Table 1 of the RTS where robust data is available via the combination of following indicators and specific thresholds or rules:

- Have a CO2 intensity which does not belong to the last decile compared to other companies within

its sector (only applies to high intensity sectors), and

- Have a Board of Directors' diversity which does not belong to the last decile compared to other companies within its sector, and
- Be cleared of any controversy in relation to work conditions and human rights.
- Be cleared of any controversy in relation to biodiversity and pollution

Amundi already considers specific Principle Adverse Impacts within its exclusion policy as part of Amundi's Responsible Investment Policy. These exclusions, which apply on the top of the tests detailed above, cover the following topics: exclusions on controversial weapons, Violations of UN Global Compact principles, coal and tobacco.

*How are the sustainable investments aligned with the OECD Guidelines for Multinational Enterprises and the UN Guiding Principles on Business and Human Rights? Details:*

The OECD Guidelines for Multinational Enterprises and the UN Guiding Principles on Business and Human Rights are integrated into our ESG scoring methodology. Our proprietary ESG rating tool assesses issuers using available data from our data providers. For example the model has a dedicated criteria called "Community Involvement & Human Rights" which is applied to all sectors in addition to other human rights linked criteria including socially responsible supply chains, working conditions, and labor relations. Furthermore, we conduct controversy monitoring on a, at minimum, quarterly basis which includes companies identified for human rights violations. When controversies arise, analysts will evaluate the situation and apply a score to the controversy (using our proprietary scoring methodology) and determine the best course of action. Controversy scores are updated quarterly to track the trend and remediation efforts

*The EU Taxonomy sets out a "do not significantly harm" principle by which Taxonomy-aligned investments should not significantly harm EU Taxonomy objectives and is accompanied by specific EU criteria.*

The "do not significantly harm" principle applies only to those investments underlying the financial product that take into account the EU criteria for environmentally sustainable economic activities. The investments underlying the remaining portion of this financial product do not take into account the EU criteria for environmentally sustainable economic activities.

*Any other sustainable investments must also not significantly harm any environmental or social objectives.*



### **Does this financial product consider principal adverse impacts on sustainability factors?**

**X** Yes, The Sub-Fund considers Principal Adverse Impacts as per Annex 1, Table 1 of the RTS applying to the Sub-Fund's strategy and relies on a combination of exclusion policies (normative and sectorial), engagement and voting approaches.

- Exclusion: Amundi has defined normative, activity-based and sector-based exclusion rules covering some of the key adverse sustainability indicators listed by the Disclosure Regulation.

- Engagement: Engagement is a continuous and purpose driven process aimed at influencing the activities or behavior of investee companies. The aim of engagement activities can fall into two categories : to engage an issuer to improve the way it integrates the environmental and social dimension, to engage an issuer to improve its impact on environmental, social, and human rights-related or other sustainability matters that are material to society and the global economy.

- Vote: Amundi's voting policy responds to an holistic analysis of all the long-term issues that may influence value creation, including material ESG issues. For more information please refer to Amundi's Voting Policy .

- Controversies monitoring: Amundi has developed a controversy tracking system that relies on three external data providers to systematically track controversies and their level of severity. This quantitative approach is then enriched with an in-depth assessment of each severe controversy, led by ESG analysts and the periodic review of its evolution. This approach applies to all of Amundi's funds.

For any indication on how mandatory Principal Adverse Impact indicators are used, please refer to the Amundi ESG Regulatory Statement available at [www.amundi.lu](http://www.amundi.lu)

No



#### The Investment strategy guides

investment decisions based on factors such as investment objectives and risk tolerance.

#### Good governance practices

include sound management structures, employee relations, remuneration of staff and tax compliance.

### What investment strategy does this financial product follow?

To track the performance of iBoxx MSCI ESG USD FRN Investment Grade Corporates TCA Index ("the Index"), and to minimize the tracking error between the net asset value of the sub-fund and the performance of the Index.

iBoxx MSCI ESG USD FRN Investment Grade Corporates TCA Index is a bond index representative of USD denominated investment grade floating rate note (FRN) bonds issued by corporate issuers from developed countries that follows the rules of the iBoxx USD FRN Investment Grade Corporates TCA Index (the "Parent Index") and applies ESG criteria for security eligibility.

### ● **What are the binding elements of the investment strategy used to select the investments to attain each of the environmental or social characteristics promoted by this financial product?**

This is a passively managed ETF. Its investment strategy is to replicate the Index while minimizing the related tracking error.

iBoxx MSCI ESG USD FRN Investment Grade Corporates TCA Index ("the Index") screens out the constituents of the Parent Index based on the following criteria:

1. First, securities of companies involved in business lines/activities\*: such as Alcohol, Tobacco, Gambling, Adult Entertainment, Genetically Modified organisms (GMO), Nuclear Power, Conventional and Controversial Weapons, Civilian Firearms, Thermal Coal or Fossil Fuels are excluded.
2. Securities of companies with an MSCI ESG rating of BB and below are excluded.
3. Companies with an MSCI ESG Controversies Score of less than 1 are excluded.

In the event that the above MSCI ESG screenings result in less than 20% of issuers being excluded from the Parent Index at every rebalance date, additional ranking rules are applied to the issuers in the ESG-screened universe, as follows:

1. MSCI ESG rating score (descending)
2. MSCI ESG Controversies score (descending)
3. Issuer market value in the ESG - screened universe (descending)



Based on the above ranking issuers will be excluded one by one (starting with the lowest ranked issuer) until the 20% minimum exclusion rule is satisfied.

The remaining securities are weighted according to their total market capitalization with a soft issuer cap of 3%. In the event that there are not enough distinct issuers to satisfy the soft cap, a hard cap of 5% will be used.

\* For more information on the business lines/activities and the screen, please refer to the Index methodology available on [bloombergindices.com](http://bloombergindices.com)

The Product strategy is also relying on systematic exclusions policies (normative and sectorials) as further described in Amundi Responsible Investment policy.

● ***What is the committed minimum rate to reduce the scope of the investments considered prior to the application of that investment strategy?***

There is no committed minimum rate to reduce the scope of the investments considered prior to the application of that investment strategy.

● ***What is the policy to assess good governance practices of the investee companies?***

We rely on Amundi ESG scoring methodology. Amundi's ESG scoring is based on a proprietary ESG analysis framework, which accounts for 38 general and sector-specific criteria, including governance criteria. In the Governance dimension, we assess an issuer's ability to ensure an effective corporate governance framework that guarantees it will meet its long-term objectives (e.g. guaranteeing the issuer's value over the long term) The governance sub-criteria considered are: board structure, audit and control, remuneration, shareholders' rights, ethics, tax practices and ESG strategy

Amundi ESG Rating scale contains seven grades, ranging from A to G, where A is the best and G the worst rating. G-rated companies are excluded from our investment universe.



**Asset allocation** describes the share of investments in specific assets.

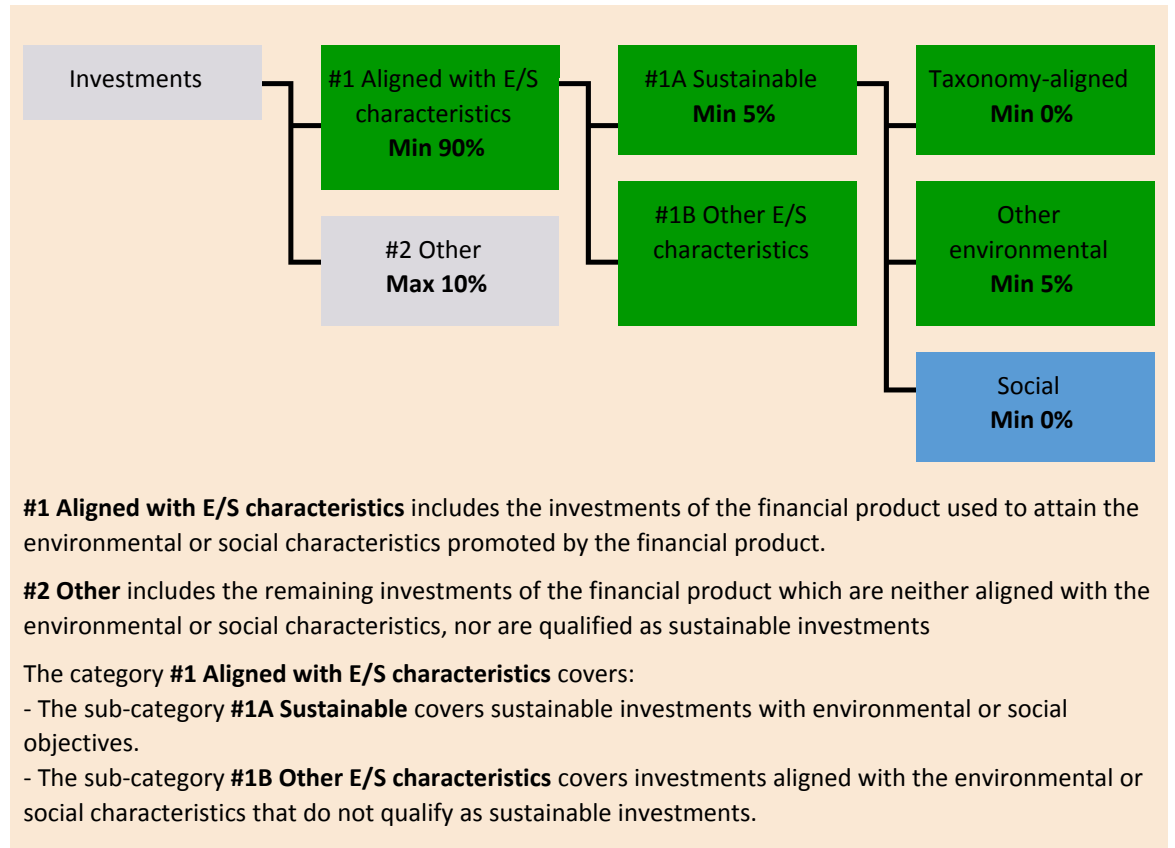
Taxonomy-aligned activities are expressed as a share of:

- **turnover** reflecting the share of revenue from green activities of investee companies
- **capital expenditure (CapEx)** showing the green investments made by investee companies, e.g. for a transition to a green economy.
- **operational expenditure (OpEx)** reflecting green operational activities of investee companies.

## What is the asset allocation planned for this financial product?

At least 90% of the Sub-Fund's securities and instruments will meet the promoted environmental or social characteristics in accordance with the binding elements of the Index methodology. Furthermore, the Sub-Fund commits to have a minimum of 5% of sustainable investments as per the below chart. Investments aligned with other E/S characteristics (#1B) will represent the difference between the actual proportion of investments aligned with environmental or social characteristics (#1) and the actual proportion of sustainable investments (#1A).

The planned proportion of other environmental investment represents a minimum of 5% (i) and may change as the actual proportions of Taxonomy-aligned and/or Social investments increase.



## ● How does the use of derivatives attain the environmental or social characteristics promoted by the financial product?

Derivatives are not used to attain the environmental and social characteristics promoted by the Sub-Fund.

### Enabling activities

directly enable other activities to make a substantial contribution to an environmental objective.

### Transitional activities

are activities for which low-carbon alternatives are not yet available and among others have greenhouse gas emission levels corresponding to the best performance.



## To what minimum extent are sustainable investments with an environmental objective aligned with the EU Taxonomy?

The sub-fund currently has no minimum commitment to sustainable investments with an environmental objective aligned with the EU Taxonomy. The Sub-Fund does not commit to make taxonomy-compliant investments in fossil gas and/or nuclear energy as illustrated below. Nevertheless, as part of the investment strategy, it may invest in companies that are also active in these industries. Such investments may or may not be taxonomy aligned.

### Does the financial product invest in fossil gas and/or nuclear energy related activities that comply with the EU Taxonomy ?

- Yes :
- In fossil gas
  - In nuclear energy
- No

The two graphs below show in green the minimum percentage of investments that are aligned with the EU Taxonomy. As there is no appropriate methodology to determine the Taxonomy-alignment of sovereign bonds\*, the first graph shows the Taxonomy alignment in relation to all the investments of the financial product including sovereign bonds, while the second graph shows the Taxonomy alignment only in relation to the investments of the financial product other than sovereign bonds.

#### 1. Taxonomy-alignment of investments including sovereign bonds\*

- Taxonomy-aligned (no fossil gas and nuclear)
- Non Taxonomy-aligned



#### 2. Taxonomy-alignment of investments excluding sovereign bonds\*

- Taxonomy-aligned (no fossil gas and nuclear)
- Non Taxonomy-aligned



This graph represents 100% of the total investments.\*\*

\* For the purpose of these graphs, 'sovereigns bonds' consist of all sovereign exposures

\*\* This percentage is purely indicative and may vary.

### What is the minimum share of investments in transitional and enabling activities?

The funds has no minimum proportion of investment in transitional or enabling activities.



are sustainable investments with an environmental objective that **do not take into account the criteria** for environmentally sustainable economic activities under the EU Taxonomy.



**What is the minimum share of sustainable investments with an environmental objective that are not aligned with the EU Taxonomy?**

The Sub-Fund will have a minimum commitment of 5% of Sustainable Investments with an environmental objective as indicated in this Annex with no commitment on their alignment with the EU Taxonomy.



**What is the minimum share of socially sustainable investments?**

The Sub-Fund has no minimum share of socially sustainable investments.



**What investments are included under “#2 Other”, what is their purpose and are there any minimum environmental or social safeguards?**

Included in “#2 Other” are cash and instruments for the purpose of liquidity and portfolio risk management. It may also include ESG unrated securities for which data needed for the measurement of attainment of environmental or social characteristics is not available.



**Reference benchmarks** are indexes to measure whether the financial products attain the environmental or social characteristics that they promote.

**Is a specific index designated as a reference benchmark to determine whether this financial product is aligned with the environmental and/or social characteristics that it promotes?**

Yes, the Index has been designated as a reference benchmark to determine whether the Sub-Fund is aligned with the environmental and/or social characteristics that it promotes.

● **How is the reference benchmark continuously aligned with each of the environmental or social characteristics promoted by the financial product?**

According to applicable regulations to index sponsors (including BMR), index sponsors should define appropriate controls/diligence when defining and/or operating index methodologies of regulated indexes.

● **How is the alignment of the investment strategy with the methodology of the index ensured on a continuous basis?**

The investment objective of the Sub-Fund is to track both the upward and downward evolution of the Index, while minimising the difference between the return of the Sub-Fund and the return of the Index.

● **How does the designated index differ from a relevant broad market index?**

iBoxx MSCI ESG USD FRN Investment Grade Corporates TCA Index is a bond index representative of USD denominated investment grade floating rate note (FRN) bonds issued by corporate issuers from developed countries that follows the rules of the iBoxx USD FRN Investment Grade Corporates TCA Index (the "Parent Index") and applies ESG criteria for security eligibility.

● **Where can the methodology used for the calculation of the designated index be found?**

Additional information on the Index can be found at <https://www.markit.com/Documentation/Product/lboxx>



**Where can I find more product specific information online?**

Additional information on the Sub-Fund can be found at [www.amundiETF.com](http://www.amundiETF.com).

**Disclaimer**

15/10/2023.

**Pre-contractual disclosure for the financial products referred to in Article 8, paragraphs 1, 2 and 2a, of Regulation (EU) 2019/2088 and Article 6, first paragraph, of Regulation (EU) 2020/852**

**Sustainable investment**

means an investment in an economic activity that contributes to an environmental or social objective, provided that the investment does not significantly harm any environmental or social objective and that the investee companies follow good governance practices.

The **EU Taxonomy** is a classification system laid down in Regulation (EU) 2020/852, establishing a list of **environmentally sustainable economic activities**. That Regulation does not lay down a list of socially sustainable economic activities. Sustainable investments with an environmental objective might be aligned with the Taxonomy or not.



**Sustainability**

**indicators** measure how the environmental or social characteristics promoted by the financial product are attained.

**Product name:**  
AMUNDI MSCI WORLD ESG LEADERS SELECT

**Legal entity identifier:**  
213800PRSOJ2FG7X8887

**Environmental and/or social characteristics**

**Does this financial product have a sustainable investment objective?**

**Yes**    **X No**

It will make a minimum of **sustainable investments with an environmental objective: \_\_\_%**

in economic activities that qualify as environmentally sustainable under the EU Taxonomy

in economic activities that do not qualify as environmentally sustainable under the EU Taxonomy

It will make a minimum of **sustainable investments with a social objective: \_\_\_%**

**It promotes Environmental/Social (E/S) characteristics** and while it does not have as its objective a sustainable investment, it will have a minimum proportion of 25% of sustainable investments

with an environmental objective in economic activities that qualify as environmentally sustainable under the EU Taxonomy

with an environmental objective in economic activities that do not qualify as environmentally sustainable under the EU Taxonomy

with a social objective

It promotes E/S characteristics, but **will not make any sustainable investments**

**What environmental and/or social characteristics are promoted by this financial product?**

The Sub-Fund promotes environmental and/or social characteristics through among others, replicating an Index integrating an environmental, social and governance ("ESG") rating.

The Index methodology is constructed using a "Best-in-class approach": best ranked companies are selected to construct the Index.

"Best-in-class" is an approach where leading or best-performing investments are selected within a universe, industry sector or class. Using such Best-in-class approach, the Index follows an extra-financial approach significantly engaging that permits the reduction by at least 20% of the initial investment universe (expressed in number of issuers).

**What sustainability indicators are used to measure the attainment of each of the environmental or social characteristics promoted by this financial product?**

The MSCI ESG Rating is used to measure the attainment of each of the environmental and or social characteristic promoted by this financial product.

MSCI ESG Rating methodology uses a rules-based methodology designed to measure a company's resilience to long-term, industry material ESG risks. It is based on extra-financial ESG key issues that

focus on the intersection between a company's core business and the industry-specific issues that may create significant risks and opportunities for the company. The ESG key issues are weighted according to impact and time horizon of the risk or opportunity. The ESG key issues include for instance, but are not limited to, water stress, carbon emissions, labor management or business ethics.

More detailed on MSCI ESG Rating can be found on the following link:

<https://www.msci.com/documents/1296102/21901542/ESG-Ratings-Methodology-Exec-Summary.pdf>

More details on MSCI ESG Controversy score can be found on the following link:

<https://www.msci.com/documents/1296102/14524248/MSCI+ESG+Research+Controversies+Executive+Summary+Methodology+-+July+2020.pdf/b0a2bb88-2360-1728-b70e-2f0a889b6bd4>

More precisely, MSCI WORLD ESG LEADERS SELECT 5% Issuer Capped Index (the "Index") applicable universe includes all securities of the Parent Index.

The securities are selected by applying a combination of values based exclusions and a best-in-class selection process to companies in the MSCI World Index by:

1. Firstly excluding companies involved in the following business activities as per MSCI ESG Research: Alcohol, Gambling, Tobacco, Nuclear Power, Conventional Weapons, Nuclear Weapons, Controversial Weapons, Civilian Firearms, Thermal Coal and Unconventional Oil & Gas.

2. The remaining companies are rated based on their ability to manage their ESG risks and opportunities and are given a rating which determines their eligibility for inclusion in the Index :

- Companies that are not existing constituents of the MSCI ESG Leaders Indexes must have an MSCI ESG Rating of "BB" or above and the MSCI ESG Controversies score of "3" or above to be eligible.

- Current constituents of the MSCI ESG Leaders Indexes must have a MSCI ESG Rating of "BB" or above and the MSCI ESG Controversies score of "1" or above to remain eligible.

3. A best-in-class selection process is then applied to the remaining eligible securities in the selected universe. The methodology aims to include the securities of companies with the highest ESG ratings making up 50% of the market capitalization in each Global Industry Classification Standard (GICS) sector of the Parent Index.

● ***What are the objectives of the sustainable investments that the financial product partially intends to make and how does the sustainable investment contribute to such objectives?***

The objectives of the sustainable investments are to invest in investee companies that seek to meet two criteria:

1) follow best environmental and social practices; and

2) avoid making products or providing services that harm the environment and society.

In order for the investee company to be deemed to contribute to the above objective it must be a "best performer" within its sector of activity on at least one of its material environmental or social factors.

The definition of "best performer" relies on Amundi's proprietary ESG methodology which aims to measure the ESG performance of an investee company. In order to be considered a "best performer", an investee company must perform with the best top three rating (A, B or C, out of a rating scale going from A to G) within its sector on at least one material environmental or social factor. Material environmental and social factors are identified at a sector level. The identification of material factors is based on Amundi ESG analysis framework which combines extra-financial data and qualitative analysis of associated sector and sustainability themes. Factors identified as material result in a

contribution of more than 10% to the overall ESG score. For energy sector for example, material factors are: emissions and energy, biodiversity and pollution, health and security, local communities and human rights. For a more complete overview of sectors and factors, please refer to the Amundi ESG Regulatory Statement available at [www.amundi.lu](http://www.amundi.lu)

To contribute to the above objectives, the investee company should not have significant exposure to activities (e.g. tobacco, weapons, gambling, coal, aviation, meat production, fertilizer and pesticide manufacturing, single-use plastic production) not compatible with such criteria.

The sustainable nature of an investment is assessed at investee company level.

By applying the Amundi's above described Sustainable Investment definition to the Index constituents of this passively managed ETF Product, Amundi has determined that this Product has the minimum proportion of sustainable investments stated in page 1 above. However, please note that Amundi Sustainable Investment definition is not implemented at the Index methodology level.

**Principal adverse impacts** are the most significant negative impact of investment decisions on sustainability factors relating to environmental, social and employee matters, respect for human rights, anti-corruption and anti-bribery matters.

● ***How do the sustainable investments that the financial product partially intends to make, not cause significant harm to any environmental or social sustainable investment objective?***

To ensure sustainable investments do no significant harm ('DNSH'), Amundi utilises two filters:

The first DNSH test filter relies on monitoring the mandatory Principal Adverse Impacts indicators in Annex 1, Table 1 of the RTS where robust data is available (e.g. GHG intensity of investee companies) via a combination of indicators (e.g. carbon intensity) and specific thresholds or rules (e.g. that the investee company's carbon intensity does not belong to the last decile of the sector).

Amundi already considers specific Principle Adverse Impacts within its exclusion policy as part of Amundi's Responsible Investment Policy. These exclusions, which apply on the top of the tests detailed above, cover the following topics: exclusions on controversial weapons, Violations of UN Global Compact principles, coal and tobacco.

Beyond the specific sustainability factors covered in the first filter, Amundi has defined a second filter, which does not take the mandatory Principal Adverse Impact indicators above into account, in order to verify that the company does not badly perform from an overall environmental or social standpoint compared to other companies within its sector which corresponds to an environmental or social score superior or equal to E using Amundi's ESG rating.

***How have the indicators for adverse impacts on sustainability factors been taken into account?***

The indicators for adverse impacts have been taken into account as detailed in the first do not significant harm (DNSH) filter above:

The first DNSH filter relies on monitoring of mandatory Principal Adverse Impacts indicators in Annex 1, Table 1 of the RTS where robust data is available via the combination of following indicators and specific thresholds or rules:

- Have a CO2 intensity which does not belong to the last decile compared to other companies within its sector (only applies to high intensity sectors), and
- Have a Board of Directors' diversity which does not belong to the last decile compared to other companies within its sector, and
- Be cleared of any controversy in relation to work conditions and human rights.
- Be cleared of any controversy in relation to biodiversity and pollution



Amundi already considers specific Principle Adverse Impacts within its exclusion policy as part of Amundi's Responsible Investment Policy. These exclusions, which apply on the top of the tests detailed above, cover the following topics: exclusions on controversial weapons, Violations of UN Global Compact principles, coal and tobacco.

*How are the sustainable investments aligned with the OECD Guidelines for Multinational Enterprises and the UN Guiding Principles on Business and Human Rights? Details:*

The OECD Guidelines for Multinational Enterprises and the UN Guiding Principles on Business and Human Rights are integrated into our ESG scoring methodology. Our proprietary ESG rating tool assesses issuers using available data from our data providers. For example the model has a dedicated criteria called "Community Involvement & Human Rights" which is applied to all sectors in addition to other human rights linked criteria including socially responsible supply chains, working conditions, and labor relations. Furthermore, we conduct controversy monitoring on a, at minimum, quarterly basis which includes companies identified for human rights violations. When controversies arise, analysts will evaluate the situation and apply a score to the controversy (using our proprietary scoring methodology) and determine the best course of action. Controversy scores are updated quarterly to track the trend and remediation efforts

*The EU Taxonomy sets out a "do not significantly harm" principle by which Taxonomy-aligned investments should not significantly harm EU Taxonomy objectives and is accompanied by specific EU criteria.*

The "do not significantly harm" principle applies only to those investments underlying the financial product that take into account the EU criteria for environmentally sustainable economic activities. The investments underlying the remaining portion of this financial product do not take into account the EU criteria for environmentally sustainable economic activities.

*Any other sustainable investments must also not significantly harm any environmental or social objectives.*



### **Does this financial product consider principal adverse impacts on sustainability factors?**

**X** Yes, The Sub-Fund considers Principal Adverse Impacts as per Annex 1, Table 1 of the RTS applying to the Sub-Fund's strategy and relies on a combination of exclusion policies (normative and sectorial), engagement and voting approaches.

- Exclusion: Amundi has defined normative, activity-based and sector-based exclusion rules covering some of the key adverse sustainability indicators listed by the Disclosure Regulation.

- Engagement: Engagement is a continuous and purpose driven process aimed at influencing the activities or behavior of investee companies. The aim of engagement activities can fall into two categories : to engage an issuer to improve the way it integrates the environmental and social dimension, to engage an issuer to improve its impact on environmental, social, and human rights-related or other sustainability matters that are material to society and the global economy.

- Vote: Amundi's voting policy responds to an holistic analysis of all the long-term issues that may influence value creation, including material ESG issues. For more information please refer to Amundi's Voting Policy .

- Controversies monitoring: Amundi has developed a controversy tracking system that relies on three external data providers to systematically track controversies and their level of severity. This quantitative approach is then enriched with an in-depth assessment of each severe controversy, led

by ESG analysts and the periodic review of its evolution. This approach applies to all of Amundi's funds.

For any indication on how mandatory Principal Adverse Impact indicators are used, please refer to the Amundi ESG Regulatory Statement available at [www.amundi.lu](http://www.amundi.lu)

No



### The Investment strategy guides

investment decisions based on factors such as investment objectives and risk tolerance.

### Good

governance practices include sound management structures, employee relations, remuneration of staff and tax compliance.

## What investment strategy does this financial product follow?

The Sub-Fund tracks the performance of MSCI WORLD ESG LEADERS SELECT 5% Issuer Capped Index ("the Index"), and minimizes the tracking error between the net asset value of the sub-fund and the performance of the Index.

MSCI WORLD ESG LEADERS SELECT 5% Issuer Capped Index is an equity index based on the MSCI World Index ("Parent Index"), representative of the large and mid-cap securities of the 23 developed countries and issued by companies that have the highest Environmental, Social and Governance (ESG) rating in each sector of the Parent Index.

### ● **What are the binding elements of the investment strategy used to select the investments to attain each of the environmental or social characteristics promoted by this financial product?**

This is a passively managed ETF. Its investment strategy is to replicate the Index while minimizing the related tracking error.

MSCI WORLD ESG LEADERS SELECT 5% Issuer Capped Index (the "Index") applicable universe includes all securities of the Parent Index.

The securities are selected by applying a combination of values based exclusions and a best-in-class selection process to companies in the MSCI World Index by:

1. Firstly excluding companies involved in the following business activities as per MSCI ESG Research: Alcohol, Gambling, Tobacco, Nuclear Power, Conventional Weapons, Nuclear Weapons, Controversial Weapons, Civilian Firearms, Thermal Coal and Unconventional Oil & Gas.

2. The remaining companies are rated based on their ability to manage their ESG risks and opportunities and are given a rating which determines their eligibility for inclusion in the Index :

- Companies that are not existing constituents of the MSCI ESG Leaders Indexes must have an MSCI ESG Rating of "BB" or above and the MSCI ESG Controversies score of "3" or above to be eligible.

- Current constituents of the MSCI ESG Leaders Indexes must have a MSCI ESG Rating of "BB" or above and the MSCI ESG Controversies score of "1" or above to remain eligible.

3. A best-in-class selection process is then applied to the remaining eligible securities in the selected universe. The methodology aims to include the securities of companies with the highest ESG ratings making up 50% of the market capitalization in each Global Industry Classification Standard (GICS) sector of the Parent Index.

The Product strategy is also relying on systematic exclusions policies (normative and sectorial) as further described in Amundi Responsible Investment policy.

### ● **What is the committed minimum rate to reduce the scope of the investments considered prior to the application of that investment strategy?**

There is no committed minimum rate to reduce the scope of the investments considered prior to the application of that investment strategy.

● **What is the policy to assess good governance practices of the investee companies?**

We rely on Amundi ESG scoring methodology. Amundi's ESG scoring is based on a proprietary ESG analysis framework, which accounts for 38 general and sector-specific criteria, including governance criteria. In the Governance dimension, we assess an issuer's ability to ensure an effective corporate governance framework that guarantees it will meet its long-term objectives (e.g. guaranteeing the issuer's value over the long term) The governance sub-criteria considered are: board structure, audit and control, remuneration, shareholders' rights, ethics, tax practices and ESG strategy

Amundi ESG Rating scale contains seven grades, ranging from A to G, where A is the best and G the worst rating. G-rated companies are excluded from our investment universe.



**Asset allocation** describes the share of investments in specific assets.

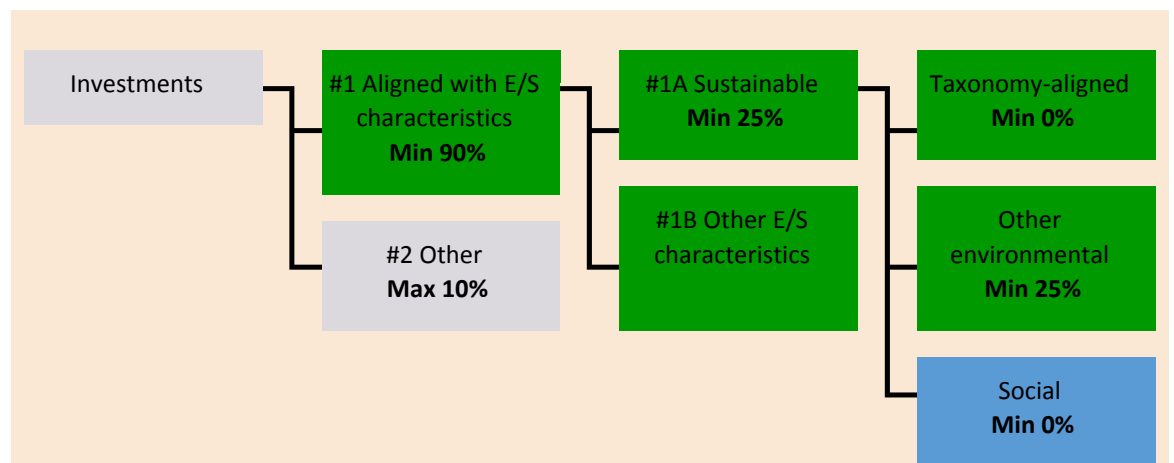
Taxonomy-aligned activities are expressed as a share of:

- **turnover** reflecting the share of revenue from green activities of investee companies
- **capital expenditure (CapEx)** showing the green investments made by investee companies, e.g. for a transition to a green economy.
- **operational expenditure (OpEx)** reflecting green operational activities of investee companies.

**What is the asset allocation planned for this financial product?**

At least 90% of the Sub-Fund's securities and instruments will meet the promoted environmental or social characteristics in accordance with the binding elements of the Index methodology. Furthermore, the Sub-Fund commits to have a minimum of 25% of sustainable investments as per the below chart. Investments aligned with other E/S characteristics (#1B) will represent the difference between the actual proportion of investments aligned with environmental or social characteristics (#1) and the actual proportion of sustainable investments (#1A).

The planned proportion of other environmental investment represents a minimum of 25% (i) and may change as the actual proportions of Taxonomy-aligned and/or Social investments increase.



**#1 Aligned with E/S characteristics** includes the investments of the financial product used to attain the environmental or social characteristics promoted by the financial product.

**#2 Other** includes the remaining investments of the financial product which are neither aligned with the environmental or social characteristics, nor are qualified as sustainable investments

The category **#1 Aligned with E/S characteristics** covers:

- The sub-category **#1A Sustainable** covers sustainable investments with environmental or social objectives.
- The sub-category **#1B Other E/S characteristics** covers investments aligned with the environmental or social characteristics that do not qualify as sustainable investments.

● **How does the use of derivatives attain the environmental or social characteristics promoted by the financial product?**

Derivatives are not used to attain the environmental and social characteristics promoted by the Sub-Fund.

### Enabling activities

directly enable other activities to make a substantial contribution to an environmental objective.

### Transitional activities

are activities for which low-carbon alternatives are not yet available and among others have greenhouse gas emission levels corresponding to the best performance.



## To what minimum extent are sustainable investments with an environmental objective aligned with the EU Taxonomy?

The sub-fund currently has no minimum commitment to sustainable investments with an environmental objective aligned with the EU Taxonomy. The Sub-Fund does not commit to make taxonomy-compliant investments in fossil gas and/or nuclear energy as illustrated below. Nevertheless, as part of the investment strategy, it may invest in companies that are also active in these industries. Such investments may or may not be taxonomy aligned.

### Does the financial product invest in fossil gas and/or nuclear energy related activities that comply with the EU Taxonomy ?

- Yes :
- In fossil gas
  - In nuclear energy
- No

The two graphs below show in green the minimum percentage of investments that are aligned with the EU Taxonomy. As there is no appropriate methodology to determine the Taxonomy-alignment of sovereign bonds\*, the first graph shows the Taxonomy alignment in relation to all the investments of the financial product including sovereign bonds, while the second graph shows the Taxonomy alignment only in relation to the investments of the financial product other than sovereign bonds.

#### 1. Taxonomy-alignment of investments including sovereign bonds\*

- Taxonomy-aligned (no fossil gas and nuclear)
- Non Taxonomy-aligned



#### 2. Taxonomy-alignment of investments excluding sovereign bonds\*

- Taxonomy-aligned (no fossil gas and nuclear)
- Non Taxonomy-aligned



This graph represents 100% of the total investments.\*\*

\* For the purpose of these graphs, 'sovereigns bonds' consist of all sovereign exposures

\*\* This percentage is purely indicative and may vary.

### What is the minimum share of investments in transitional and enabling activities?

The funds has no minimum proportion of investment in transitional or enabling activities.



are sustainable investments with an environmental objective that **do not take into account the criteria** for environmentally sustainable economic activities under the EU Taxonomy.



**What is the minimum share of sustainable investments with an environmental objective that are not aligned with the EU Taxonomy?**

The Sub-Fund will have a minimum commitment of 25% of Sustainable Investments with an environmental objective as indicated in this Annex with no commitment on their alignment with the EU Taxonomy.



**What is the minimum share of socially sustainable investments?**

The Sub-Fund has no minimum share of socially sustainable investments.



**What investments are included under “#2 Other”, what is their purpose and are there any minimum environmental or social safeguards?**

Included in "#2 Other" are cash and instruments for the purpose of liquidity and portfolio risk management. It may also include ESG unrated securities for which data needed for the measurement of attainment of environmental or social characteristics is not available.



**Reference benchmarks** are indexes to measure whether the financial products attain the environmental or social characteristics that they promote.

**Is a specific index designated as a reference benchmark to determine whether this financial product is aligned with the environmental and/or social characteristics that it promotes?**

Yes, the Index has been designated as a reference benchmark to determine whether the Sub-Fund is aligned with the environmental and/or social characteristics that it promotes.

● **How is the reference benchmark continuously aligned with each of the environmental or social characteristics promoted by the financial product?**

According to applicable regulations to index sponsors (including BMR), index sponsors should define appropriate controls/diligence when defining and/or operating index methodologies of regulated indexes.

● **How is the alignment of the investment strategy with the methodology of the index ensured on a continuous basis?**

The investment objective of the Sub-Fund is to track both the upward and downward evolution of the Index, while minimising the difference between the return of the Sub-Fund and the return of the Index.

● **How does the designated index differ from a relevant broad market index?**

MSCI WORLD ESG LEADERS SELECT 5% Issuer Capped Index is an equity index based on the MSCI World Index ("Parent Index"), representative of the large and mid-cap securities of the 23 developed countries and issued by companies that have the highest Environmental, Social and Governance (ESG) rating in each sector of the Parent Index.

● **Where can the methodology used for the calculation of the designated index be found?**

Additional information on the Index can be found at <https://www.msci.com/index-methodology>



**Where can I find more product specific information online?**

Additional information on the Sub-Fund can be found at [www.amundiETF.com](http://www.amundiETF.com).

**Disclaimer**

15/10/2023.



resilience to long-term, industry material ESG risks. It is based on extra-financial ESG key issues that focus on the intersection between a company's core business and the industry-specific issues that may create significant risks and opportunities for the company. The ESG key issues are weighted according to impact and time horizon of the risk or opportunity. The ESG key issues include for instance, but are not limited to, water stress, carbon emissions, labor management or business ethics.

More detailed on MSCI ESG Rating can be found on the following link:

<https://www.msci.com/documents/1296102/21901542/ESG-Ratings-Methodology-Exec-Summary.pdf>

More details on MSCI ESG Controversy score can be found on the following link:

<https://www.msci.com/documents/1296102/14524248/MSCI+ESG+Research+Controversies+Executive+Summary+Methodology+-+July+2020.pdf/b0a2bb88-2360-1728-b70e-2f0a889b6bd4>

More precisely, MSCI USA ESG Leaders Select 5% Issuer Capped Index (the "Index") applicable universe includes all securities of the Parent Index.

The securities are selected by applying a combination of values based exclusions and a best-in-class selection process to companies in the MSCI USA Index by:

1. Firstly excluding companies involved in the following business activities as per MSCI ESG Research: Alcohol, Gambling, Tobacco, Nuclear Power, Conventional Weapons, Nuclear Weapons, Controversial Weapons, Civilian Firearms, Thermal Coal and Unconventional Oil & Gas.

2. The remaining companies are rated based on their ability to manage their ESG risks and opportunities and are given a rating which determines their eligibility for inclusion in the Index :

- Companies that are not existing constituents of the MSCI ESG Leaders Indexes must have an MSCI ESG Rating of "BB" or above and the MSCI ESG Controversies score of "3" or above to be eligible.
- Current constituents of the MSCI ESG Leaders Indexes must have a MSCI ESG Rating of "BB" or above and the MSCI ESG Controversies score of "1" or above to remain eligible.

3. A best-in-class selection process is then applied to the remaining eligible securities in the selected universe. The methodology aims to include the securities of companies with the highest ESG ratings making up 50% of the market capitalization in each Global Industry Classification Standard (GICS) sector of the Parent Index.

● ***What are the objectives of the sustainable investments that the financial product partially intends to make and how does the sustainable investment contribute to such objectives?***

The objectives of the sustainable investments are to invest in investee companies that seek to meet two criteria:

- 1) follow best environmental and social practices; and
- 2) avoid making products or providing services that harm the environment and society.

In order for the investee company to be deemed to contribute to the above objective it must be a "best performer" within its sector of activity on at least one of its material environmental or social factors.

The definition of "best performer" relies on Amundi's proprietary ESG methodology which aims to measure the ESG performance of an investee company. In order to be considered a "best performer", an investee company must perform with the best top three rating (A, B or C, out of a rating scale going from A to G) within its sector on at least one material environmental or social factor. Material environmental and social factors are identified at a sector level. The identification of material factors is based on Amundi ESG analysis framework which combines extra-financial data and qualitative



analysis of associated sector and sustainability themes. Factors identified as material result in a contribution of more than 10% to the overall ESG score. For energy sector for example, material factors are: emissions and energy, biodiversity and pollution, health and security, local communities and human rights. For a more complete overview of sectors and factors, please refer to the Amundi ESG Regulatory Statement available at [www.amundi.lu](http://www.amundi.lu)

To contribute to the above objectives, the investee company should not have significant exposure to activities (e.g. tobacco, weapons, gambling, coal, aviation, meat production, fertilizer and pesticide manufacturing, single-use plastic production) not compatible with such criteria.

The sustainable nature of an investment is assessed at investee company level.

By applying the Amundi's above described Sustainable Investment definition to the Index constituents of this passively managed ETF Product, Amundi has determined that this Product has the minimum proportion of sustainable investments stated in page 1 above. However, please note that Amundi Sustainable Investment definition is not implemented at the Index methodology level.

**Principal adverse impacts** are the most significant negative impact of investment decisions on sustainability factors relating to environmental, social and employee matters, respect for human rights, anti-corruption and anti-bribery matters.

● ***How do the sustainable investments that the financial product partially intends to make, not cause significant harm to any environmental or social sustainable investment objective?***

To ensure sustainable investments do no significant harm ('DNSH'), Amundi utilises two filters:

The first DNSH test filter relies on monitoring the mandatory Principal Adverse Impacts indicators in Annex 1, Table 1 of the RTS where robust data is available (e.g. GHG intensity of investee companies) via a combination of indicators (e.g. carbon intensity) and specific thresholds or rules (e.g. that the investee company's carbon intensity does not belong to the last decile of the sector).

Amundi already considers specific Principle Adverse Impacts within its exclusion policy as part of Amundi's Responsible Investment Policy. These exclusions, which apply on the top of the tests detailed above, cover the following topics: exclusions on controversial weapons, Violations of UN Global Compact principles, coal and tobacco.

Beyond the specific sustainability factors covered in the first filter, Amundi has defined a second filter, which does not take the mandatory Principal Adverse Impact indicators above into account, in order to verify that the company does not badly perform from an overall environmental or social standpoint compared to other companies within its sector which corresponds to an environmental or social score superior or equal to E using Amundi's ESG rating.

***How have the indicators for adverse impacts on sustainability factors been taken into account?***

The indicators for adverse impacts have been taken into account as detailed in the first do not significant harm (DNSH) filter above:

The first DNSH filter relies on monitoring of mandatory Principal Adverse Impacts indicators in Annex 1, Table 1 of the RTS where robust data is available via the combination of following indicators and specific thresholds or rules:

- Have a CO2 intensity which does not belong to the last decile compared to other companies within its sector (only applies to high intensity sectors), and
- Have a Board of Directors' diversity which does not belong to the last decile compared to other companies within its sector, and
- Be cleared of any controversy in relation to work conditions and human rights.
- Be cleared of any controversy in relation to biodiversity and pollution

Amundi already considers specific Principle Adverse Impacts within its exclusion policy as part of Amundi's Responsible Investment Policy. These exclusions, which apply on the top of the tests detailed above, cover the following topics: exclusions on controversial weapons, Violations of UN Global Compact principles, coal and tobacco.

*How are the sustainable investments aligned with the OECD Guidelines for Multinational Enterprises and the UN Guiding Principles on Business and Human Rights? Details:*

The OECD Guidelines for Multinational Enterprises and the UN Guiding Principles on Business and Human Rights are integrated into our ESG scoring methodology. Our proprietary ESG rating tool assesses issuers using available data from our data providers. For example the model has a dedicated criteria called "Community Involvement & Human Rights" which is applied to all sectors in addition to other human rights linked criteria including socially responsible supply chains, working conditions, and labor relations. Furthermore, we conduct controversy monitoring on a, at minimum, quarterly basis which includes companies identified for human rights violations. When controversies arise, analysts will evaluate the situation and apply a score to the controversy (using our proprietary scoring methodology) and determine the best course of action. Controversy scores are updated quarterly to track the trend and remediation efforts

*The EU Taxonomy sets out a "do not significantly harm" principle by which Taxonomy-aligned investments should not significantly harm EU Taxonomy objectives and is accompanied by specific EU criteria.*

The "do not significantly harm" principle applies only to those investments underlying the financial product that take into account the EU criteria for environmentally sustainable economic activities. The investments underlying the remaining portion of this financial product do not take into account the EU criteria for environmentally sustainable economic activities.

*Any other sustainable investments must also not significantly harm any environmental or social objectives.*



### **Does this financial product consider principal adverse impacts on sustainability factors?**

**X** Yes, The Sub-Fund considers Principal Adverse Impacts as per Annex 1, Table 1 of the RTS applying to the Sub-Fund's strategy and relies on a combination of exclusion policies (normative and sectorial), engagement and voting approaches.

- Exclusion: Amundi has defined normative, activity-based and sector-based exclusion rules covering some of the key adverse sustainability indicators listed by the Disclosure Regulation.

- Engagement: Engagement is a continuous and purpose driven process aimed at influencing the activities or behavior of investee companies. The aim of engagement activities can fall into two categories : to engage an issuer to improve the way it integrates the environmental and social dimension, to engage an issuer to improve its impact on environmental, social, and human rights-related or other sustainability matters that are material to society and the global economy.

- Vote: Amundi's voting policy responds to an holistic analysis of all the long-term issues that may influence value creation, including material ESG issues. For more information please refer to Amundi's Voting Policy.

- Controversies monitoring: Amundi has developed a controversy tracking system that relies on three external data providers to systematically track controversies and their level of severity. This

quantitative approach is then enriched with an in-depth assessment of each severe controversy, led by ESG analysts and the periodic review of its evolution. This approach applies to all of Amundi's funds.

For any indication on how mandatory Principal Adverse Impact indicators are used, please refer to the Amundi ESG Regulatory Statement available at [www.amundi.lu](http://www.amundi.lu)

No



### The Investment strategy guides

investment decisions based on factors such as investment objectives and risk tolerance.

### Good

governance practices include sound management structures, employee relations, remuneration of staff and tax compliance.

## What investment strategy does this financial product follow?

The Sub-Fund tracks the performance of MSCI USA ESG LEADERS SELECT 5% Issuer Capped Index ("the Index"), and minimizes the tracking error between the net asset value of the sub-fund and the performance of the Index.

MSCI USA ESG Leaders Select 5% Issuer Capped Index is an equity index based on the MSCI USA Index ("Parent Index"), representative of the large and mid-cap securities of the US market and issued by companies that have the highest Environmental, Social and Governance (ESG) rating in each sector of the Parent Index.

### ● **What are the binding elements of the investment strategy used to select the investments to attain each of the environmental or social characteristics promoted by this financial product?**

This is a passively managed ETF. Its investment strategy is to replicate the Index while minimizing the related tracking error.

MSCI USA ESG Leaders Select 5% Issuer Capped Index (the "Index") applicable universe includes all securities of the Parent Index.

The securities are selected by applying a combination of values based exclusions and a best-in-class selection process to companies in the MSCI USA Index by:

1. Firstly excluding companies involved in the following business activities as per MSCI ESG Research: Alcohol, Gambling, Tobacco, Nuclear Power, Conventional Weapons, Nuclear Weapons, Controversial Weapons, Civilian Firearms, Thermal Coal and Unconventional Oil & Gas.

2. The remaining companies are rated based on their ability to manage their ESG risks and opportunities and are given a rating which determines their eligibility for inclusion in the Index :

- Companies that are not existing constituents of the MSCI ESG Leaders Indexes must have an MSCI ESG Rating of "BB" or above and the MSCI ESG Controversies score of "3" or above to be eligible.
- Current constituents of the MSCI ESG Leaders Indexes must have a MSCI ESG Rating of "BB" or above and the MSCI ESG Controversies score of "1" or above to remain eligible.

3. A best-in-class selection process is then applied to the remaining eligible securities in the selected universe. The methodology aims to include the securities of companies with the highest ESG ratings making up 50% of the market capitalization in each Global Industry Classification Standard (GICS) sector of the Parent Index.

The Product strategy is also relying on systematic exclusions policies (normative and sectorial) as further described in Amundi Responsible Investment policy.

### ● **What is the committed minimum rate to reduce the scope of the investments considered prior to the application of that investment strategy?**

There is no committed minimum rate to reduce the scope of the investments considered prior to the application of that investment strategy.

● **What is the policy to assess good governance practices of the investee companies?**

We rely on Amundi ESG scoring methodology. Amundi's ESG scoring is based on a proprietary ESG analysis framework, which accounts for 38 general and sector-specific criteria, including governance criteria. In the Governance dimension, we assess an issuer's ability to ensure an effective corporate governance framework that guarantees it will meet its long-term objectives (e.g. guaranteeing the issuer's value over the long term) The governance sub-criteria considered are: board structure, audit and control, remuneration, shareholders' rights, ethics, tax practices and ESG strategy

Amundi ESG Rating scale contains seven grades, ranging from A to G, where A is the best and G the worst rating. G-rated companies are excluded from our investment universe.



**Asset allocation** describes the share of investments in specific assets.

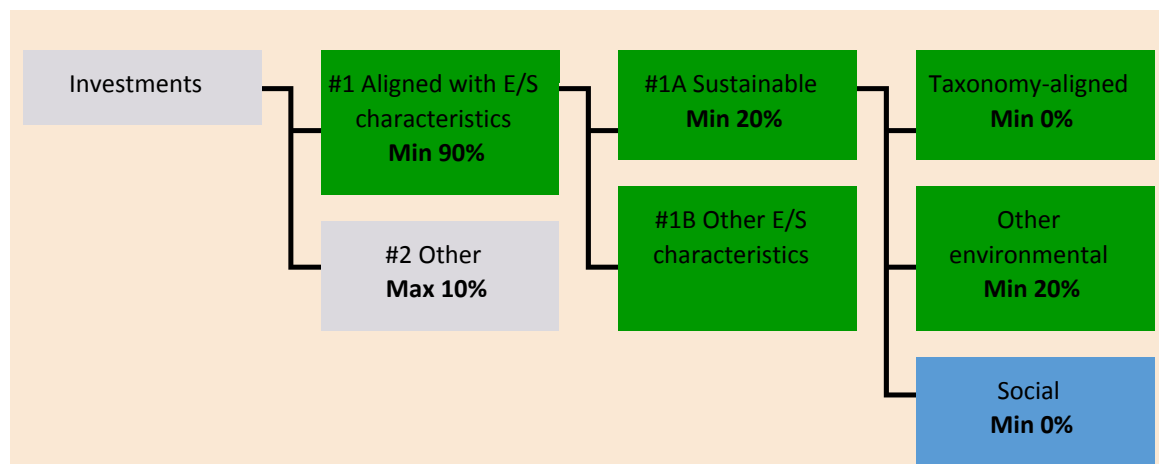
Taxonomy-aligned activities are expressed as a share of:

- **turnover** reflecting the share of revenue from green activities of investee companies
- **capital expenditure (CapEx)** showing the green investments made by investee companies, e.g. for a transition to a green economy.
- **operational expenditure (OpEx)** reflecting green operational activities of investee companies.

**What is the asset allocation planned for this financial product?**

At least 90% of the Sub-Fund's securities and instruments will meet the promoted environmental or social characteristics in accordance with the binding elements of the Index methodology. Furthermore, the Sub-Fund commits to have a minimum of 20% of sustainable investments as per the below chart. Investments aligned with other E/S characteristics (#1B) will represent the difference between the actual proportion of investments aligned with environmental or social characteristics (#1) and the actual proportion of sustainable investments (#1A).

The planned proportion of other environmental investment represents a minimum of 20% (i) and may change as the actual proportions of Taxonomy-aligned and/or Social investments increase.



**#1 Aligned with E/S characteristics** includes the investments of the financial product used to attain the environmental or social characteristics promoted by the financial product.

**#2 Other** includes the remaining investments of the financial product which are neither aligned with the environmental or social characteristics, nor are qualified as sustainable investments

The category **#1 Aligned with E/S characteristics** covers:

- The sub-category **#1A Sustainable** covers sustainable investments with environmental or social objectives.
- The sub-category **#1B Other E/S characteristics** covers investments aligned with the environmental or social characteristics that do not qualify as sustainable investments.

● **How does the use of derivatives attain the environmental or social characteristics promoted by the financial product?**

Derivatives are not used to attain the environmental and social characteristics promoted by the Sub-Fund.

### Enabling activities

directly enable other activities to make a substantial contribution to an environmental objective.

### Transitional activities

are activities for which low-carbon alternatives are not yet available and among others have greenhouse gas emission levels corresponding to the best performance.



## To what minimum extent are sustainable investments with an environmental objective aligned with the EU Taxonomy?

The sub-fund currently has no minimum commitment to sustainable investments with an environmental objective aligned with the EU Taxonomy. The Sub-Fund does not commit to make taxonomy-compliant investments in fossil gas and/or nuclear energy as illustrated below. Nevertheless, as part of the investment strategy, it may invest in companies that are also active in these industries. Such investments may or may not be taxonomy aligned.

### Does the financial product invest in fossil gas and/or nuclear energy related activities that comply with the EU Taxonomy ?

- Yes :
- In fossil gas
  - In nuclear energy
- No

The two graphs below show in green the minimum percentage of investments that are aligned with the EU Taxonomy. As there is no appropriate methodology to determine the Taxonomy-alignment of sovereign bonds\*, the first graph shows the Taxonomy alignment in relation to all the investments of the financial product including sovereign bonds, while the second graph shows the Taxonomy alignment only in relation to the investments of the financial product other than sovereign bonds.

#### 1. Taxonomy-alignment of investments including sovereign bonds\*

- Taxonomy-aligned (no fossil gas and nuclear)
- Non Taxonomy-aligned



#### 2. Taxonomy-alignment of investments excluding sovereign bonds\*

- Taxonomy-aligned (no fossil gas and nuclear)
- Non Taxonomy-aligned



This graph represents % of the total investments.\*\*

\* For the purpose of these graphs, 'sovereigns bonds' consist of all sovereign exposures

\*\* This percentage is purely indicative and may vary.

### What is the minimum share of investments in transitional and enabling activities?

The funds has no minimum proportion of investment in transitional or enabling activities.



are sustainable investments with an environmental objective that **do not take into account the criteria** for environmentally sustainable economic activities under the EU Taxonomy.



**What is the minimum share of sustainable investments with an environmental objective that are not aligned with the EU Taxonomy?**

The Sub-Fund will have a minimum commitment of 20% of Sustainable Investments with an environmental objective as indicated in this Annex with no commitment on their alignment with the EU Taxonomy.



**What is the minimum share of socially sustainable investments?**

The Sub-Fund has no minimum share of socially sustainable investments.



**What investments are included under “#2 Other”, what is their purpose and are there any minimum environmental or social safeguards?**

Included in "#2 Other" are cash and instruments for the purpose of liquidity and portfolio risk management. It may also include ESG unrated securities for which data needed for the measurement of attainment of environmental or social characteristics is not available.



**Reference benchmarks** are indexes to measure whether the financial products attain the environmental or social characteristics that they promote.

**Is a specific index designated as a reference benchmark to determine whether this financial product is aligned with the environmental and/or social characteristics that it promotes?**

Yes, the Index has been designated as a reference benchmark to determine whether the Sub-Fund is aligned with the environmental and/or social characteristics that it promotes.

● **How is the reference benchmark continuously aligned with each of the environmental or social characteristics promoted by the financial product?**

According to applicable regulations to index sponsors (including BMR), index sponsors should define appropriate controls/diligence when defining and/or operating index methodologies of regulated indexes.

● **How is the alignment of the investment strategy with the methodology of the index ensured on a continuous basis?**

The investment objective of the Sub-Fund is to track both the upward and downward evolution of the Index, while minimising the difference between the return of the Sub-Fund and the return of the Index.

● **How does the designated index differ from a relevant broad market index?**

MSCI USA ESG Leaders Select 5% Issuer Capped Index is an equity index based on the MSCI USA Index ("Parent Index"), representative of the large and mid-cap securities of the US market and issued by companies that have the highest Environmental, Social and Governance (ESG) rating in each sector of the Parent Index.

● **Where can the methodology used for the calculation of the designated index be found?**

Additional information on the Index can be found at <https://www.msci.com/index-methodology>



**Where can I find more product specific information online?**

Additional information on the Sub-Fund can be found at [www.amundiETF.com](http://www.amundiETF.com).

**Disclaimer**

15/10/2023.